

**Proficiency Testing Scheme für die
Wasseranalytik - Realproben
AZ11 Arzneimittel, Industriechemikalien und
Zuckerersatzstoffe**

**Proficiency Testing Scheme for Water
Analysis - natural water samples
AZ11 Pharmaceuticals, industrial chemicals
and artificial sweeteners**

BERICHT / REPORT

Probenversand / Sample dispatch: 19.03.2024

Ausgabe/Edition 1: 22.04.2024

Dieser Report umfasst 317 Seiten.
This report comprises 317 pages.

Durchführung gemäß Verfahren VA_1004_PT_CA (2021-01-25).
In accordance with the procedure VA_1004_PT_CA (2021-01-25).



Anbieter der Eignungsprüfung / Provider of the proficiency test:

Anschrift / Address: Umweltbundesamt GmbH
Spittelauer Lände 5
1090 Vienna/Austria

E-Mail: ringversuche@umweltbundesamt.at

Tel: +43 (0) 1 31304 4334

Website deutsch: www.umweltbundesamt.at/ringversuche
www.imatest.at

Website english: <https://www.umweltbundesamt.at/en/proficiency-testing>
www.imatest.eu

Koordination und technische Leitung Eignungsprüfungen / coordinator and technical management:

Dipl.-Ing. Monika Denner

Verantwortlich für die Durchführung der Eignungsprüfungsrunde / Responsible for the implementation of this proficiency test:

Dipl.-Ing. Johannes Urteil, Martha Schmid MSc unter Mitarbeit von Mag. Vito Satrapa
Tel.: +43 (0) 1 31304 4334

Verantwortlich für die Freigabe des Berichts / Responsible for authorizing the report:

Dipl.-Ing. Monika Denner

Leitung Eignungsprüfungen für den Bereich chemische Analytik / Management for proficiency tests for chemical analysis

Inhaltsverzeichnis / Table of Contents

D1. Beschreibung des Ringversuchs.....	5
D1.1. Ausgestaltung und Durchführung	5
D1.2. Beschreibung der Prüfgegenstände	5
D1.3. Anweisungen für die Teilnehmenden.....	5
D1.4. Kontrollanalytik zur Bewertung der Homogenität	6
D1.5. Trendtest zur Bewertung der Stabilität.....	6
D1.6. Ermittlung des zugewiesenen Wertes.....	6
D2. Kriterien der Leistungsbewertung	7
D2.1. Leistungskriterium z-Score.....	7
D2.2. Leistungskriterium E _n -Score	8
D2.3. Leistungsbewertung z-Score und E _n -Score.....	9
D3. Darstellung und Interpretation der Messergebnisse.....	9
D4. Anmerkungen zur Auswertung.....	10
D5. Erläuterung zu Tabellen und Grafiken	11
D5.1. Angaben und Abkürzungen in Tabellen.....	11
D5.2. Graphische Darstellung der Ergebnisse	14
D6. Zusammenfassung	17
D6.1. Tabelle der zugewiesenen Werte	17
D6.2. Zusammenfassung der ausreißerbereinigten Ringversuchsergebnisse ..	19
E1. Description of the proficiency test	21
E1.1. Design and implementation	21
E1.2. Description of the proficiency test items	21
E1.3. Instructions for the participants.....	21
E1.4. Control testing for homogeneity evaluation.....	22
E1.5. Trend test for stability evaluation	22
E1.6. Determination of the assigned values.....	22
E2. Criteria of performance evaluation	23
E2.1. Performance criterion z-Score	23
E2.2. Performance criterion E _n -Score	24
E2.3. Performance evaluation z-Score and E _n -Score	25
E3. Representation and interpretation of measurement results.....	25
E4. Explanatory notes	26

E5. Annotations on tables and charts	27
E5.1. Information and abbreviations in tables	27
E5.2. Graphical presentation of results	29
E6. Summary	32
E6.1. Table of assigned values	32
E6.2. Summary of results, after removal of outliers.....	34
E7. Parameterorientierte Auswertung / Parameter oriented report.....	36
E8. Labororientierte Auswertung / Laboratory oriented report.....	183
E9. Methodenübersicht / Overview of methods	310

D1. Beschreibung des Ringversuchs

D1.1. Ausgestaltung und Durchführung

- Anzahl der Anmeldungen: 21
- Anzahl der übermittelten Datensätze: 21
- Probenversand: 19.03.2024
- Einsendeschluss der Daten: 16.04.2024

Die Ergebnisabgabe erfolgte auf elektronischem Weg mittels passwortgeschützter Online-Dateneingabe. Beim Abschluss der Dateneingabe bestätigten die Teilnehmenden die vollständige und korrekte Eingabe aller Daten und die Freigabe der Ergebnisse zur Auswertung.

Zur Anonymisierung der Ergebnisse wurde jedem Labor willkürlich ein Laborcode zugeteilt.

D1.2. Beschreibung der Prüfgegenstände

Die Probenahme von Oberflächenwasser und von gereinigtem Abwasser erfolgte am 14.03.2024. Das Probenmaterial umfasste:

- 1 Probe Oberflächenwasser (AZ11 A)
- 1 Probe gereinigtes Abwasser (AZ11 B)

Alle Proben wurden anschließend bis zur weiteren Verarbeitung gekühlt gelagert (4 +/- 3°C). Die o.a. Proben wurden bei 40 µm filtriert und im Rührkessel zusätzlich mit einzelnen Substanzen dotiert.

Das Abfüllen der Proben erfolgte unter ständigem Rühren (Rührkessel). Die Stabilisierung erfolgte durch Kühlung bzw. durch Zusatz von Natriumazid.

Die homogenen Prüfgegenstände wurden am 19.03.2024 verschickt.

Jedes teilnehmende Labor erhielt:

- 2 Proben zu je ca. 2000 ml, abgefüllt in je 2 x 1000 ml Aluminium-Flaschen

D1.3. Anweisungen für die Teilnehmenden

Aus Stabilitätsgründen wurde empfohlen bis spätestens 27.03.2024 mit den Analysen zu beginnen.

Den Teilnehmenden stand die Wahl der Analysenmethode bzw. der verwendeten Norm frei, welche mit ihrem Routineverfahren übereinstimmen sollte. Eine Übersicht der angewendeten Methoden findet sich unter E9.

D1.4. Kontrollanalytik zur Bewertung der Homogenität

Im Zuge der Abfüllung wurden zu willkürlichen Zeitpunkten mehrere Aliquote pro Probe zur Kontrollanalytik entnommen.

Es wurden für die A- bzw. B-Probe jeweils n=5 Kontrollproben sowie n=1 undotierte Realprobe dem Labor zur Analyse übergeben.

Alle Parameter wurden in der Prüfstelle am Umweltbundesamt (Prüfstelle für Umwelt-, GVO- & Treibstoffanalytik) zeitnah zum Probenversand analysiert.

Im Zuge der Auswertung wurde die relative Standardabweichung zwischen den Kontrollprobenabfüllungen bewertet und mit der Vergleichsstandardabweichung beim aktuellen Ringversuch verglichen.

Die Ergebnisse der Kontrollanalytik sind in der parameterorientierten Auswertung (E7) in Form von Mittelwerten \pm Messunsicherheit als Kontrollwert (control test value) \pm U gelistet (jeweils angegeben als erweiterte Messunsicherheit, k=2).

D1.5. Trendtest zur Bewertung der Stabilität

Die Bewertung der Stabilität der Prüfgegenstände (Realproben) erfolgte auf Basis der Datenstatistik aus den vergangenen Runden für Realproben im Zeitraum 2013 bis 2023.

Um die ausreichende Stabilität der Prüfgegenstände der aktuellen Eignungsprüfungsrunde bis zum Abgabetermin zu überprüfen, wurde die Darstellung der Ergebnisse der Teilnehmenden nach Analysendatum ausgewertet und auf systematische Trends geprüft (unauffällig). Durch Darstellung der Ergebnisse der Teilnehmenden nach Abfüllreihenfolge wurde auf das Vorliegen möglicher systematischer Trends der Ergebnisse geprüft (unauffällig).

Aufgrund der bisherigen Erfahrungen und aufgrund der Bewertungsgrundlagen der aktuellen Eignungsprüfungsrunde gilt die Stabilität der Prüfgegenstände im empfohlenen Zeitraum für die Analyse bis zum Abgabeschluss als gewährleistet.

D1.6. Ermittlung des zugewiesenen Wertes

Die Ergebnisse der Analysen mussten spätestens bis zum 16.04.2024 beim Veranstalter vorliegen. Später eingehende Werte wurden nicht berücksichtigt.

Im Zuge der Plausibilitätsprüfung der Daten (z.B. Check korrekte Einheiten, Messunsicherheitsangabe, ...) wurden die Teilnehmenden mit auffälligen Ergebnissen zum erneuten Datencheck der Eingabe und um Rückmeldung binnen 24 h aufgefordert.

Nach Abschluss der Plausibilitätsprüfung, wurde der Ausreißertest nach Hampel durchgeführt und die Ausreißer ermittelt. Die von diesem Test auffällig eingestuften Werte wurden in der Auswertung gekennzeichnet („H“). In begründeten Fällen, z.B. wenn der Ausreißertest nach Hampel nicht anwendbar ist (z.B. Ergebnisse liegen sehr eng beieinander oder überwiegend selber Zahlenwert bzw. bei wenig abgegebenen Daten mit sehr hoher Streuung), kann eine Ausreißereliminierung nach weiteren Kriterien erfolgen (z.B. Dean- und Dixon Test bzw. manuelle Ausreißerdefinition aufgrund Expertenbefund). Diese Vorgangsweise wird nach Anwendung unter Punkt D4 des Berichts dokumentiert.

Die weitere Auswertung erfolgte gemäß ISO 5725-2. Eine statistische Auswertung der Ringversuchsdaten erfolgte erst ab zumindest 6 gültigen, numerischen Ergebnissen pro Parameter. Ergebnisse kleiner Bestimmungs- oder Nachweisgrenze wurden bei den Berechnungen nicht berücksichtigt.

Der zugewiesene Wert wird im Normalfall jeweils als der ausreißerbereinigte Mittelwert über alle übermittelten Ergebnisse gebildet.

Bei sehr hohen Streuungen der Ergebnisse der Teilnehmenden von über 50 % oder bei mangelhafter Rückführbarkeit der statistischen Kenndaten aus den ausreißerbereinigten Ergebnissen der Teilnehmenden auf den Mittelwert des Kontrolllabores bzw. einer zu geringen Anzahl an ausreißerbereinigten Ergebnissen über die Gruppe der akkreditierten Labore, kann die Situation auftreten, dass kein zugewiesener Wert für den aktuellen Ringversuch festgelegt werden kann und daher keine Bewertung der Ergebnisse der Teilnehmenden für diesen Parameter möglich ist. Ein entsprechender Hinweis wird im Bericht unter E7 bei der informativen Auswertung angebracht. Im Rahmen der internen Qualitätssicherung der Teilnehmenden kann ein Vergleich mit den Ergebnissen des Kontrolllabors durchgeführt werden. Diese Vorgehensweise wird bei Anwendung jeweils parameter- und probenbezogen unter Punkt D4 des Berichts dokumentiert.

D2. Kriterien der Leistungsbewertung

D2.1. Leistungskriterium z-Score

Als Basis zur Berechnung der Wiederfindungsraten sowie der z-Scores wurde der ausreißerbereinigte Mittelwert über alle übermittelten Ergebnisse herangezogen.

Die Ermittlung der z-Scores erfolgte gemäß nachfolgender Formel:

$$z - score = \frac{x_i - \bar{X}}{Kriterium}$$

Dabei ist:

x_i	Messergebnis des teilnehmenden Labors
\bar{X}	zugewiesener Wert Sollwert für die Leistungsbewertung der Teilnehmenden (angegeben auf 3 signifikante Stellen); im Regelfall: ausreißerbereinigter Mittelwert der Ergebnisse der Teilnehmenden. Eine davon abweichende Vorgehensweise wird unter Punkt D4 des Berichts beschrieben.
<i>Kriterium</i>	Vergleichsstandardabweichung berechnet aus den Statistiken für reale Wasserproben der vorangegangenen Runden im Zeitraum 2013 bis 2023 (RSDpooled) bzw. aus den ausreißerbereinigten Ergebnissen der Teilnehmenden (sR) des aktuellen Ringversuchs (falls noch weniger als 6 vorangegangene Runden für A und B-Proben vorlagen). In begründeten Fällen (z.B. Ergebnisse Realproben nahe an Mindestbestimmungsgrenze oder regulatorischer Vorgaben) erfolgt die Festlegung nach Expertenbefund und die Vorgangsweise wird unter Punkt D4 des Berichts beschrieben.

D2.2. Leistungskriterium E_n-Score

Für die realen Wasserproben erfolgen seit 2019 zusätzliche Bewertungen unter Einbeziehung der erweiterten Messunsicherheiten der Teilnehmenden und der erweiterten Messunsicherheit des zugewiesenen Wertes, gemäß E_n-Score. Diese Auswertungen werden für die Teilnehmenden im Bericht unter Punkt E8, jeweils im Anschluss an die z-Score Auswertung dargestellt.

Die Ermittlung der E_n-Scores erfolgte gemäß nachfolgender Formel:

$$E_n - score = \frac{x_i - \bar{X}}{\sqrt{U(x_i)^2 + U(\bar{X})^2}}$$

Dabei ist:

x_i	Messergebnis des teilnehmenden Labors
\bar{X}	zugewiesener Wert Sollwert für die Leistungsbewertung der Teilnehmenden (angegeben auf 3 signifikante Stellen); im Regelfall: ausreißerbereinigter Mittelwert der Ergebnisse der Teilnehmenden. Eine davon abweichende Vorgehensweise wird unter Punkt D4 des Berichts beschrieben.

$U(x_i)$	erweiterte Messunsicherheit des Messergebnisses (Ergebnisse der Teilnehmenden), $k=2$
$U(\bar{X})$	erweiterte Messunsicherheit des zugewiesenen Wertes, $k=2$

D2.3. Leistungsbewertung z-Score und E_n -Score

Interpretation der z-Scores:

- $|z\text{-Score}| \leq 2.0$ Ergebnis gut
- $2.0 < |z\text{-Score}| < 3.0$ Ergebnis fragwürdig
- $|z\text{-Score}| \geq 3.0$ Ergebnis nicht zufriedenstellend

Hinweis: Bei der Bewertung mittels z-Score wird die Messunsicherheit der Teilnehmenden nicht mitberücksichtigt. Der Vergleich der Abweichung zum zugewiesenen Wert erfolgt über das Kriterium.

Interpretation der E_n -Scores:

- $|E_n\text{-Score}| \leq 1.0$ zufriedenstellende Leistung
- $|E_n\text{-Score}| > 1.0$ nicht zufriedenstellende Leistung

Hinweis: Bei der Bewertung mittels E_n -Score erfolgt die Berücksichtigung der erweiterten Messunsicherheiten der Teilnehmenden und des zugewiesenen Wertes. $|E_n\text{-Score}| > 1.0$ können darauf hinweisen, dass die Unsicherheitsschätzungen überprüft oder ein Messproblem korrigiert werden muss.

D3. Darstellung und Interpretation der Messergebnisse

In der parameterorientierten Auswertung ist eine tabellarische Übersicht mit den Messergebnissen inklusive der Unsicherheit ($\pm U$), der Wiederfindung zum zugewiesenen Wert und dem berechneten z-Score dargestellt. Weiterhin werden unter Anmerkungen die Ausreißer gekennzeichnet. Die in der Tabelle angeführten Ergebnisse werden auch grafisch dargestellt.

In der labororientierten Auswertung werden pro Labor in anonymisierter Form die Ergebnisse der einzelnen Labore als Messergebnis $\pm U$ sowie die Wiederfindungen und die ermittelten z-Scores bezugnehmend auf das Kriterium dargestellt. Weiters werden die E_n -Scores unter Berücksichtigung der erweiterten Unsicherheiten in unabhängigen Tabellen ausgegeben. Die labororientierten Auswertungen enthalten jeweils die Bewertungsgrundlagen wie zugewiesener Wert samt erweiterter Messunsicherheit sowie das Kriterium.

Eine Erläuterung zu den Tabellen und Grafiken kann Punkt D5 entnommen werden.

D4. Anmerkungen zur Auswertung

Wie unter Punkt D2 ersichtlich, können die z-Scores auch unter Einbeziehung der Vergleichsstandardabweichung der ausreißerbereinigten Ergebnisse der Teilnehmenden des aktuellen Ringversuchs berechnet werden. Das kann zur Folge haben, dass es bei Parametern mit hoher Ergebnisstreuung dazu kommen kann, dass der Bereich z-Score - 2 bis z-Score + 2 einen ungewöhnlich hohen Wiederfindungsbereich abdeckt. Umgekehrt führt eine sehr geringe Streuung der Ergebnisse der Teilnehmenden dazu, dass z-Score - 2 bis z-Score + 2 einen ungewöhnlich kleinen Wiederfindungsbereich abdeckt.

Die Wiederfindungsrate wird unabhängig von der Streuung der Ergebnisse, als prozentuelle Abweichung vom zugewiesenen Wert berechnet und sollte bei der Bewertung von Ergebnissen im Rahmen des internen Qualitätsmanagementsystems der teilnehmenden Labore berücksichtigt werden.

Als Ergebnis einer Langzeitauswertung über aktuell 11 Eignungsprüfungsrunden (2013–2023) in Realproben wurden Kriterien (RSDpool) zur Ergebnisbewertung berechnet. Diese wurden im Zuge der Auswertung den relativen Vergleichsstandardabweichungen (vR) des aktuellen Ringversuchs gegenübergestellt.

Parameter Amidotrizoesäure, Atenolol, Diclofenac, 4-Formylaminoantipyrin, Ibuprofen, Iopamidol, Metoprolol, Sotalol, Sulfamethoxazol, Benzotriazol, Acesulfam, Cyclamat, Saccharin, Sucralose bei Probe AZ11 A und Parameter Amidotrizoesäure, Atenolol, Bisoprolol, Carbamazepin, Diclofenac, 10,11-Dihydro-10,11-Dihydroxycarbamazepin, 4-Formylaminoantipyrin, Ibuprofen, Iopamidol, Metoprolol, Sotalol, Sulfamethoxazol, Benzotriazol, Acesulfam, Cyclamat, Saccharin, Sucralose bei Probe AZ11 B: Bei diesen Parametern erfolgt die Berechnung der Scores nach D2.

Parameter Carbamazepin bei Probe AZ11 A: Aufgrund des geringen Gehaltes in der Probe lagen die Messungen des Kontrolllabors unterhalb dessen BG von 0.01 µg/l. Der zugewiesene Wert wurde daher über den ausreißerbereinigten Mittelwert aus der Gruppe der akkreditierten Teilnehmenden nach Ausreißerelimination berechnet.

Parameter 4-Acetylaminoantipyrin, Bisoprolol bei Probe AZ11 A und Parameter 4-Acetylaminoantipyrin bei Probe AZ11 B: Für diese Parameter wurden relative Vergleichsstandardabweichungen (vR) von jeweils 10 % für die Bewertung gewählt.

Parameter Atenolol bei Probe AZ11 B: Nachdem der Großteil der Ergebnisse für diesen Parameter in einem engen Wertebereich lag, war der Ausreißertest nach Hampel nicht anwendbar und es wurde der Ausreißertest nach Dean und Dixon durchgeführt (keine Ausreißer eliminiert).

Parameter 10,11-Dihydro-10,11-Dihydroxycarbamazepin und Diazepam bei Probe AZ11 A und Parameter Diazepam bei Probe AZ11 B: Aufgrund einer zu geringen Anzahl an übermittelten Ergebnissen der Teilnehmenden ($n < 6$) bzw. aufgrund von

weniger als 6 vorliegenden Ergebnissen nach Ausreißerbereinigung konnte kein Sollwert berechnet werden. Für diese Parameter empfehlen wir einen Vergleich mit den in D6.1 angeführten informativen Werten.

D5. Erläuterung zu Tabellen und Grafiken

D5.1. Angaben und Abkürzungen in Tabellen

Parameter	Allgemeine Bezeichnung des Analysenparameters
Probe	Bezeichnung der übermittelten Probe
Einheit	Vorgegebene Einheit für Messwert und Ergebnisunsicherheit (z.B. µg/l)
Zugewiesener Wert	Sollwert für die Leistungsbewertung der Teilnehmenden (angegeben auf 3 signifikante Stellen)
U (k=2)	erweiterte Unsicherheit (k=2) des zugewiesenen Wertes, (angegeben auf 3 signifikante Stellen)
Kriterium	Vorgabewert zur Ermittlung des z-Scores in der angegebenen Einheit (angegeben auf 3 signifikante Stellen)
Kriterium [%]	Vorgabewert zur Ermittlung des z-Scores in % des zugewiesenen Wertes (angegeben auf 2 signifikante Stellen)
Mittelwert	Ausreißerbereinigter Mittelwert über die Ergebnisse der Teilnehmenden (angegeben auf 3 signifikante Stellen)
VB (99%)	99 % Vertrauensbereich (angegeben auf 3 signifikante Stellen)
Minimum	Minimales abgegebenes Messergebnis, ausreißerbereinigt (angegeben auf 3 signifikante Stellen)
Maximum	Maximales abgegebenes Messergebnis, ausreißerbereinigt (angegeben auf 3 signifikante Stellen)
sR	Vergleichsstandardabweichung, berechnet aus den ausreißerbereinigten Ergebnissen der Teilnehmenden des aktuellen Ringversuchs (angegeben auf 3 signifikante Stellen)
vR	relative Vergleichsstandardabweichung in %, berechnet aus den ausreißerbereinigten Ergebnissen der Teilnehmenden des aktuellen Ringversuchs bezogen auf den Mittelwert (angegeben auf 2 signifikante Stellen)
Kontrollwert ± U (k=2)	Mittelwert der Kontrollmessungen des Veranstalters ± erweiterte Ergebnisunsicherheit des Kontrollwertes (jeweils angegeben auf 3 signifikante Stellen)
Laborcode	anonymisierte, eindeutige Kennung des teilnehmenden Labors im jeweiligen Ringversuch

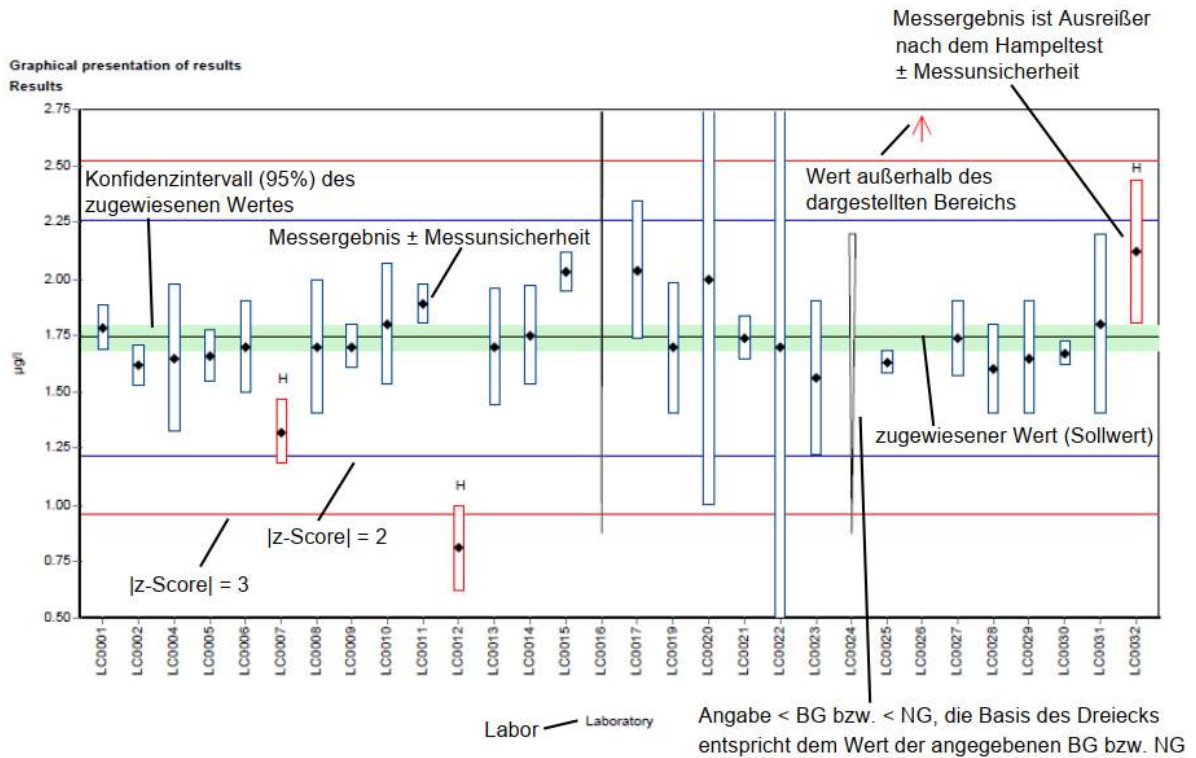
Messwert	einzelne(r) Messwert(e) lt. Angabe der Teilnehmenden (maximal 5 Nachkommastellen dargestellt)
Messergebnis	Für die Bewertung herangezogenes Ergebnis lt. Angabe der Teilnehmenden (maximal 5 Nachkommastellen dargestellt). Bei Eignungsprüfungsrounds mit Vorgabe von unabhängigen Mehrfachbestimmungen, entspricht dies dem berechneten Mittelwert aus den einzelnen Messwerten der Teilnehmenden.
± U	kombinierte Messunsicherheit ohne Erweiterungsfaktor (k=1) lt. Angabe der Teilnehmenden (maximal 5 Nachkommastellen dargestellt)
BG	Bestimmungsgrenze
NG	Nachweisgrenze
WF	Wiederfindungsrate in %, bezogen auf den zugewiesenen Wert (angegeben auf 3 signifikante Stellen, dargestellt maximal 1 Nachkommastelle)
MW	Mittelwert
z-Score	Abweichung des Messergebnisses zum zugewiesenen Wert, ausgedrückt als Vielfaches des Kriteriums (angegeben auf 3 signifikante Stellen, dargestellt maximal 2 Nachkommastellen)
E _n -Score	Abweichung des Messergebnisses zum zugewiesenen Wert, ausgedrückt als Vielfaches der kombinierten Messunsicherheiten, bestehend aus erweiterter Unsicherheit des zugewiesenen Wertes und der erweiterten Unsicherheit der Messergebnisse der Teilnehmenden (angegeben auf 3 signifikante Stellen, dargestellt maximal 2 Nachkommastellen). Beim E _n -Score erfolgt die Berücksichtigung der Messunsicherheit der Teilnehmenden.
-	Keine Daten übermittelt bzw. keine Berechnung möglich
Anmerkungen	Anmerkungen zum jeweiligen Messergebnis (z.B. H, FN, FP)
H	Ausreißer nach dem Hampel-Test
FN	Falsch negativ – Messergebnis kleiner Bestimmungs- bzw. Nachweisgrenze dessen Betrag die Bedingungen eines Ausreißers nach dem Hampeltest erfüllt.
FP	Falsch positiv – Falls aufgrund des geringen Analytgehalts kein zugewiesener Wert ermittelt werden kann (n < 6), wird der Median der Beträge der übermittelten Nachweis- bzw. Bestimmungsgrenzen ermittelt. Als falsch positiv wird ein

	Messergebnis bewertet, welches diesen Median um mehr als 100 % übersteigt.
Standardabweichung	Vergleichsstandardabweichung berechnet aus den Ergebnissen der Teilnehmenden des aktuellen Ringversuchs (angegeben auf 3 signifikante Stellen)
rel. Standardabweichung	relative Vergleichsstandardabweichung in %, berechnet aus den Ergebnissen der Teilnehmenden des aktuellen Ringversuchs bezogen auf den Mittelwert (angegeben auf 3 signifikante Stellen)
n	Anzahl der Messergebnisse
*	Kennzeichnung für Hinweise zur Erläuterung
**	Kennzeichnung für Hinweise zur Erläuterung

D5.2. Graphische Darstellung der Ergebnisse

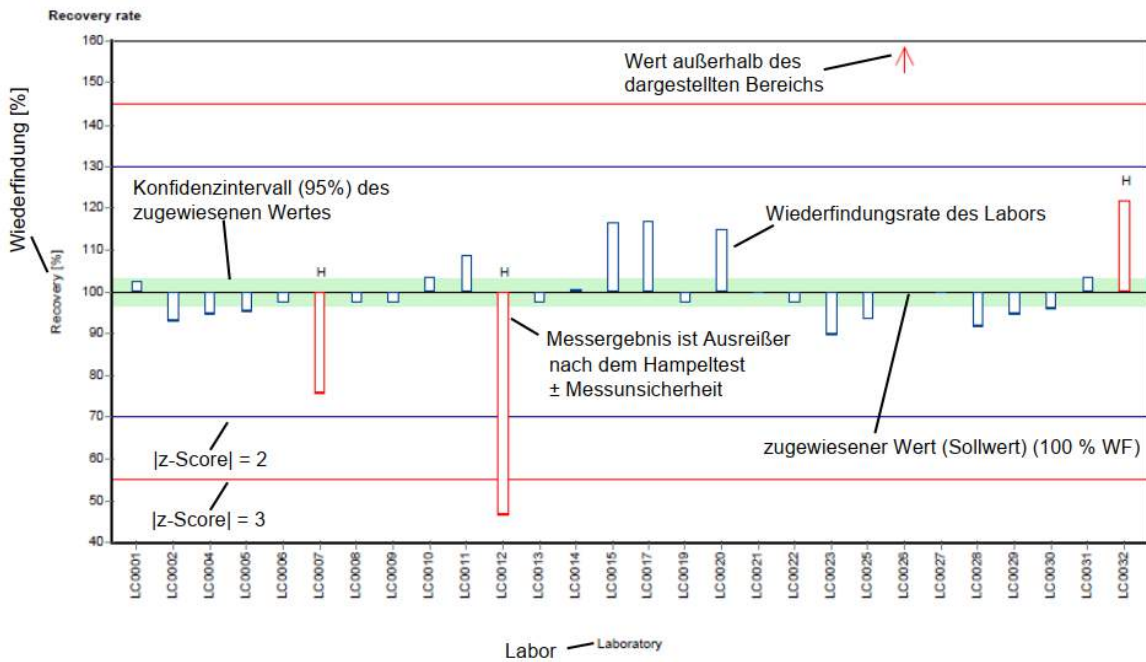
Nachfolgend wird die graphische Darstellung anhand von kommentierten Beispieldiagrammen erläutert.

Beispieldiagramm: Messwerte



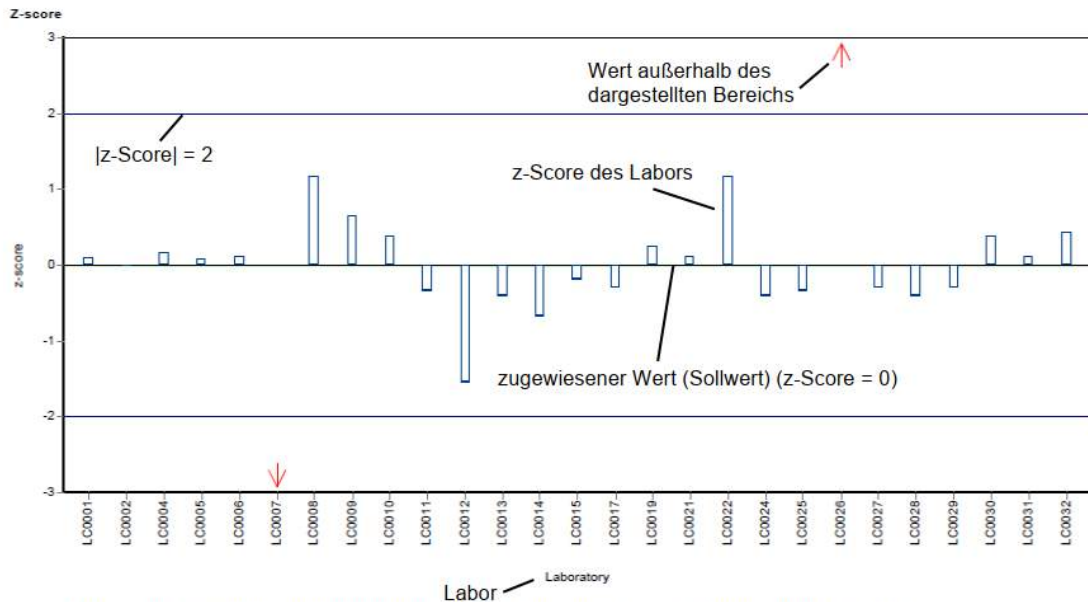
Unterschiedliche Analysenmethoden werden mit unterschiedlichen Farben kenntlich gemacht.

Beispieldiagramm: Wiederfindung zum zugewiesenen Wert



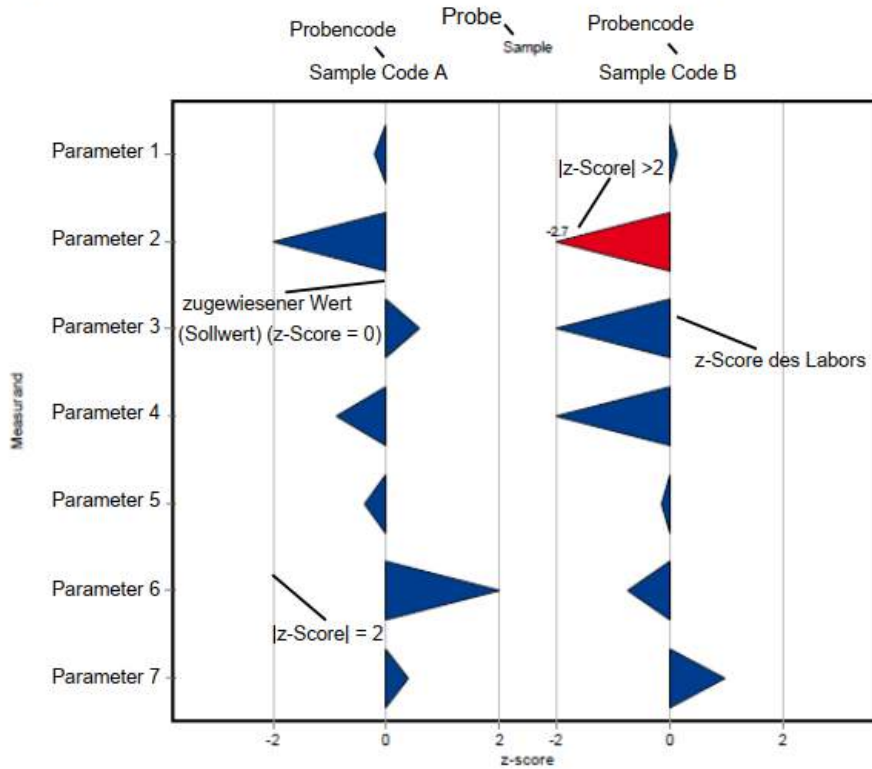
Unterschiedliche Analysenmethoden werden mit unterschiedlichen Farben kenntlich gemacht.

Beispieldiagramm: z-Score

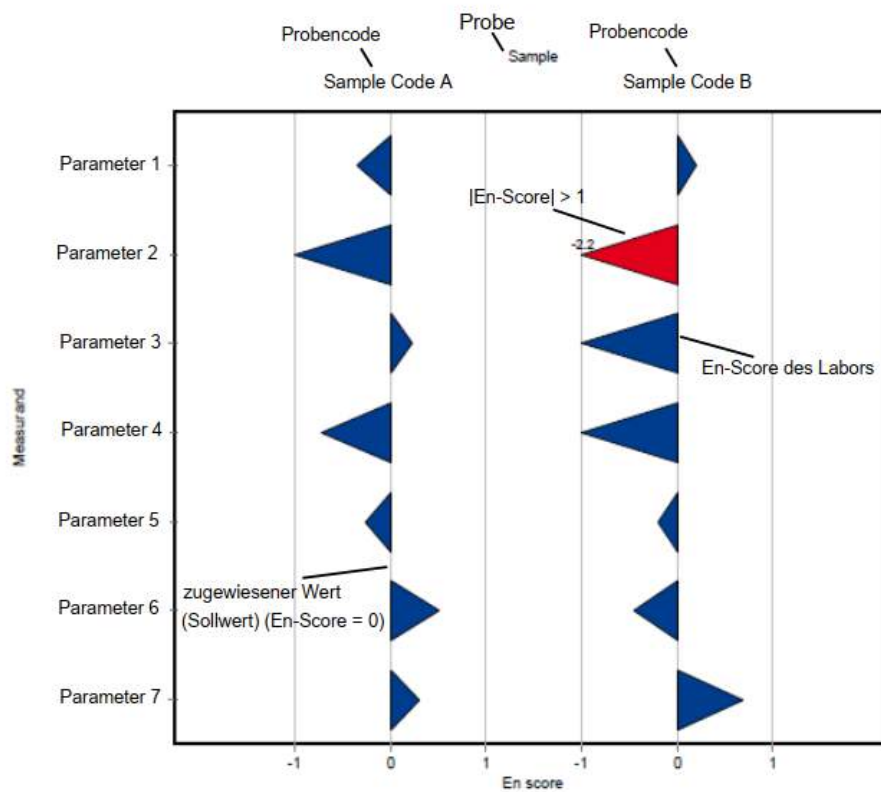


Unterschiedliche Analysenmethoden werden mit unterschiedlichen Farben kenntlich gemacht.

Beispieldiagramm: z-Score (labororientierte Auswertung)



Beispieldiagramm: En-Score (labororientierte Auswertung)



D6. Zusammenfassung

D6.1. Tabelle der zugewiesenen Werte

Parameter	Probe	Einheit	zugewiesener Wert	±	U (k=2)	Kriterium	Kriterium [%]
4-Acetylaminoantipyrin	AZ11 A	µg/l	0.0486	±	0.00172	0.00486	10
	AZ11 B	µg/l	0.981	±	0.0587	0.0981	10
4-Formylaminoantipyrin	AZ11 A	µg/l	0.0676	±	0.00587	0.00879	13
	AZ11 B	µg/l	3.75	±	0.251	0.375	10
10,11-Dihydro-10,11-Dihydroxycarbamazepin	AZ11 A *	µg/l	-	±	-	-	-
	AZ11 B	µg/l	0.681	±	0.0557	0.136	20
Acesulfam	AZ11 A	µg/l	0.307	±	0.0191	0.0522	17
	AZ11 B	µg/l	1.75	±	0.154	0.298	17
Amidotrizoesäure	AZ11 A	µg/l	0.0426	±	0.00378	0.00851	20
	AZ11 B	µg/l	0.657	±	0.0323	0.131	20
Atenolol	AZ11 A	µg/l	0.382	±	0.0189	0.0764	20
	AZ11 B	µg/l	0.234	±	0.0321	0.0467	20
Benzotriazol	AZ11 A	µg/l	0.0898	±	0.00412	0.0108	12
	AZ11 B	µg/l	4.83	±	0.14	0.58	12
Bisoprolol	AZ11 A	µg/l	0.282	±	0.00927	0.0282	10
	AZ11 B	µg/l	0.256	±	0.0312	0.0461	18
Carbamazepin	AZ11 A **	µg/l	0.0087	±	0.000846	0.00113	13
	AZ11 B	µg/l	0.321	±	0.0117	0.0417	13
Cyclamat	AZ11 A	µg/l	0.315	±	0.0222	0.0789	25
	AZ11 B	µg/l	0.0992	±	0.0135	0.0248	25
Diazepam	AZ11 A *	µg/l	-	±	-	-	-
	AZ11 B *	µg/l	-	±	-	-	-
Diclofenac	AZ11 A	µg/l	0.481	±	0.0101	0.0674	14
	AZ11 B	µg/l	2.02	±	0.0908	0.283	14
Ibuprofen	AZ11 A	µg/l	0.41	±	0.0265	0.0492	12
	AZ11 B	µg/l	1.39	±	0.0714	0.167	12
Iopamidol	AZ11 A	µg/l	0.232	±	0.0149	0.0534	23
	AZ11 B	µg/l	23.1	±	1.24	5.32	23
Metoprolol	AZ11 A	µg/l	0.209	±	0.00755	0.0419	20
	AZ11 B	µg/l	0.128	±	0.00989	0.0257	20
Saccharin	AZ11 A	µg/l	0.261	±	0.0222	0.0391	15
	AZ11 B	µg/l	0.745	±	0.0519	0.112	15
Sotalol	AZ11 A	µg/l	0.647	±	0.0221	0.142	22
	AZ11 B	µg/l	0.116	±	0.0193	0.0255	22
Sucralose	AZ11 A	µg/l	0.571	±	0.0363	0.171	30
	AZ11 B	µg/l	15.9	±	0.952	4.77	30
Sulfamethoxazol	AZ11 A	µg/l	0.156	±	0.00742	0.0187	12
	AZ11 B	µg/l	0.0619	±	0.00373	0.00743	12

*Für nachfolgende Substanzen sind zur Information die berechneten Mittelwerte MW +/- U(k=2) über die Daten der akkreditierten Labore (n) nach Ausreißerbereinigung angeführt.

Diese können zum Vergleich im Rahmen Ihrer QS-Maßnahmen herangezogen werden.

AZ11 A 10,11-Dihydro-10,11-Dihydroxycarbamazepin: MW(n=4 akkr.) +/- U(k=2): 0.0632 +/- 0.00851 µg/l

AZ11 A Diazepam: MW(n=4 akkr.) +/- U(k=2): 0.0648 +/- 0.00888 µg/l

AZ11 B Diazepam: MW(n=4 akkr.) +/- U(k=2): 0.586 +/- 0.0526 µg/l

**Der zugewiesene Wert wurde über die Daten der akkreditierten Labore nach Ausreißerbereinigung festgelegt (n=7).
Kontrolllabor AZ11 A Carbamazepin: < 0.010 (BG) µg/l

D6.2. Zusammenfassung der ausreißerbereinigten Ringversuchsergebnisse

Parameter	Probe	Anzahl Labors für Berechnung	Anzahl Ausreißer Labors	Einheit	Mittelwert	± VB (99%)	Minimum	Maximum	sR	vR [%]
4-Acetylaminoantipyrin	AZ11 A	8	0	µg/l	0.0486	± 0.00257	0.044	0.0513	0.00243	5
	AZ11 B	8	0	µg/l	0.981	± 0.0881	0.84	1.13	0.083	8.5
4-Formylaminoantipyrin	AZ11 A	9	0	µg/l	0.0676	± 0.00881	0.055	0.084	0.00881	13
	AZ11 B	9	0	µg/l	3.75	± 0.376	3.26	4.5	0.376	10
10,11-Dihydro-10,11-Dihydroxycarbamazepin	AZ11 A	5	1	µg/l	-	± -	0.0525	0.0731	-	-
	AZ11 B	6	0	µg/l	0.681	± 0.0835	0.58	0.76	0.0682	10
Acesulfam	AZ11 A	17	2	µg/l	0.307	± 0.0286	0.23	0.382	0.0393	13
	AZ11 B	16	2	µg/l	1.75	± 0.23	1.2	2.41	0.307	18
Amidotrizoesäure	AZ11 A	12	1	µg/l	0.0426	± 0.00567	0.028	0.055	0.00655	15
	AZ11 B	14	0	µg/l	0.657	± 0.0485	0.562	0.786	0.0604	9.2
Atenolol	AZ11 A	11	2	µg/l	0.382	± 0.0283	0.321	0.436	0.0313	8.2
	AZ11 B	13	0	µg/l	0.234	± 0.0482	0.134	0.344	0.0579	25
Benzotriazol	AZ11 A	14	2	µg/l	0.0898	± 0.00619	0.0749	0.105	0.00772	8.6
	AZ11 B	14	2	µg/l	4.83	± 0.21	4.32	5.22	0.263	5.4
Bisoprolol	AZ11 A	7	2	µg/l	0.282	± 0.0139	0.266	0.302	0.0123	4.4
	AZ11 B	9	0	µg/l	0.256	± 0.0468	0.19	0.352	0.0468	18
Carbamazepin	AZ11 A	10	1	µg/l	0.00858	± 0.000924	0.007	0.0101	0.000974	11
	AZ11 B	18	0	µg/l	0.321	± 0.0175	0.282	0.362	0.0248	7.7
Cyclamat	AZ11 A	13	0	µg/l	0.315	± 0.0333	0.248	0.401	0.0401	13
	AZ11 B	10	1	µg/l	0.0992	± 0.0203	0.0714	0.144	0.0214	22
Diazepam	AZ11 A	5	0	µg/l	-	± -	0.054	0.073	-	-
	AZ11 B	5	0	µg/l	-	± -	0.515	0.642	-	-
Diclofenac	AZ11 A	15	2	µg/l	0.481	± 0.0152	0.445	0.516	0.0196	4.1
	AZ11 B	17	1	µg/l	2.02	± 0.136	1.61	2.33	0.187	9.3
Ibuprofen	AZ11 A	12	1	µg/l	0.41	± 0.0397	0.303	0.461	0.0459	11
	AZ11 B	11	1	µg/l	1.39	± 0.107	1.21	1.62	0.118	8.5
Iopamidol	AZ11 A	13	2	µg/l	0.232	± 0.0224	0.17	0.292	0.0269	12

Parameter	Probe	Anzahl Labors für Berechnung	Anzahl Ausreißer Labors	Einheit	Mittelwert	± VB (99%)	Minimum	Maximum	sR	vR [%]
Iopamidol	AZ11 B	11	1	µg/l	23.1	± 1.86	19.9	27	2.06	8.9
Metoprolol	AZ11 A	13	1	µg/l	0.209	± 0.0113	0.19	0.243	0.0136	6.5
	AZ11 B	12	2	µg/l	0.128	± 0.0148	0.0945	0.156	0.0171	13
Saccharin	AZ11 A	12	1	µg/l	0.261	± 0.0333	0.21	0.34	0.0384	15
	AZ11 B	12	1	µg/l	0.745	± 0.0778	0.615	0.948	0.0899	12
Sotalol	AZ11 A	10	3	µg/l	0.647	± 0.0331	0.619	0.735	0.0349	5.4
	AZ11 B	13	0	µg/l	0.116	± 0.0289	0.0588	0.18	0.0347	30
Sucralose	AZ11 A	13	1	µg/l	0.571	± 0.0544	0.47	0.732	0.0654	11
	AZ11 B	10	2	µg/l	15.9	± 1.43	13.4	18.9	1.5	9.5
Sulfamethoxazol	AZ11 A	18	0	µg/l	0.156	± 0.0111	0.133	0.188	0.0157	10
	AZ11 B	15	4	µg/l	0.0619	± 0.00559	0.049	0.074	0.00721	12

E1. Description of the proficiency test

E1.1. Design and implementation

- Number of registrations: 21
- Number of submitted data records: 21
- Dispatch of samples: March 19th, 2024
- Closing date for submission of data: April 16th, 2024

The results were submitted electronically by a password-protected online data entry. Upon completion of the data entry, the participant confirmed the complete and correct entry of all data and the authorization of the results for evaluation.

To anonymize results, each laboratory was given a laboratory code on a random basis.

E1.2. Description of the proficiency test items

The sampling of surface water and municipal waste water was carried out on March 14th, 2024.

The following samples were made available

- 1 sample surface water (AZ11 A)
- 1 sample municipal waste water (AZ11 B)

Both samples were stored at 4 +/- 3°C until further processing. The samples were filtered (40 µm) and partly spiked with specific substances in the stirring vessel.

The samples were filled into bottles under continuous stirring (stirring vessel) and stabilized by cooling and by addition of sodium azide respectively.

The homogeneous proficiency test items were dispatched on 19th of March 2024.

Each participant received:

- 2 samples each 2000 ml, filled in 2 x 1000 ml aluminium bottles.

E1.3. Instructions for the participants

For reasons of stability, it was recommended to start the analysis by the 27th of March 2024 at the latest.

The participants are expected to use the test method or measurement method of their choice, which should be consistent with their routine procedures. In E9 you will find the overview of applied methods in course of the proficiency testing.

E1.4. Control testing for homogeneity evaluation

During filling of the bottles, aliquots of each sample were collected randomly for control testing. From each of the samples A and B, n=5 control test samples and n=1 unspiked real water sample were transferred to the laboratory for control testing.

All parameters were tested in the testing laboratory at Environment Agency Austria (Prüfstelle für Umwelt-, GVO- & Treibstoffanalytik) close to the time of sample dispatch.

During evaluation the relative standard deviation between the individual results of the control test samples was assessed for each parameter by comparison with the reproducibility standard deviation of the actual proficiency test.

In the parameter-oriented evaluation (E7), the results of the control testing are given in the form of arithmetic means of the detected concentrations \pm expanded measurement uncertainty as control test value \pm U (expanded uncertainty, k=2).

E1.5. Trend test for stability evaluation

The evaluation of stability of the proficiency test items was performed using the data statistics of the results of previous proficiency testing rounds for real water samples of the period from 2013 to 2023.

The assessment of the stability of the proficiency test items of the current round was carried out by evaluation of all participant results sorted by analysis date (until submission deadline): No systematic trends were identified.

Using all participants results, it was furthermore tested if systematic trends could be detected depending on the order in which the bottles were filled for the proficiency test: No systematic trends could be identified.

According to data obtained from previous rounds and based on the trend test evaluation of the current round, the stability of the test items for proficiency testing of real water samples can be confirmed for the recommended analysis period until deadline for submission of data.

E1.6. Determination of the assigned values

The analytical results had to be made available to the organiser not later than 16th of April 2024. Any values received at a later date were not considered.

In the course of the plausibility assessment of all received data (e.g. check for correct units, indication of measurement uncertainty, ...) the participants with noticeable

results were asked to perform a subsequent data check and to give a prompt feedback within 24 h.

After plausibility assessment an outlier test according to Hampel was performed to identify outliers. Values identified as conspicuous are marked specifically in the parameter-oriented evaluation ('H').

In justified cases, for instance, when the outlier test according to Hampel is not applicable (e.g. many similar or identical results of the participants or in case of a very limited number of highly scattering results) a different outlier identification method can be applied (e.g. Dean and Dixon outlier test or manual outlier elimination by expert judgement). In such a case, this procedure is documented in section E4 of the report.

Further data evaluation was performed in accordance with ISO 5725-2. A statistical evaluation of proficiency testing data was only carried out if at least 6 valid results per parameter were available. Results < LOQ or < LOD are not included in the calculation for the assigned value.

The assigned values are normally calculated as the mean over all submitted results, after removal of outliers.

For real water samples in some exceptional cases it might occur, that no assigned value based on participants' results can be calculated and no evaluation of the participants results can be made. E.g due to large variations in the participant results ($vR > 50\%$) and/or insufficient traceability of the calculated mean of all participants after outlier-clearing to the mean of control testing or if the number of results (without outliers) of the group of accredited testing laboratories is too low.

In this case, a clear statement in section E7 of the report is made and all provided statistical data are for information only. In section E4 further information is given, when applicable, for each parameter and proficiency test item. In course of the internal quality measures, the participants can compare their results with the control test values.

E2. Criteria of performance evaluation

E2.1. Performance criterion z-Score

The adjusted average value (after removal of outliers) for all submitted results was used as a basis for the calculation of recovery rates and z-scores.

z-Scores were calculated on the basis of the following formula:

$$z - score = \frac{x_i - \bar{X}}{Criteria}$$

In this context,

x_i	is the measurement value (result) of the participating laboratory;
\bar{X}	assigned value the target value for the assessment of the performance of the participants (3 significant digits), normally the average value of the participants' results after removal of outliers; if this approach is not applicable, the target value is assigned according to the procedure given in section E4
Criteria	is the reproducibility standard deviation calculated from previous rounds for proficiency testing for real water samples from 2013 to 2023 (as RSD pooled) or from the participants' results after removal of outliers (sR) in the current round (if less than 6 previous rounds for the parameters of real water samples A and B are available). Where justified (e.g. results for real water samples are close to minimum quantification limit or in case of regulatory requirements) the criteria is defined by expert judgement and the procedure is clearly described in section E4 of the report.

E2.2. Performance criterion E_n-Score

Since 2019 additional assessment of the participants' results using E_n-Scores for proficiency testing of real water samples is performed. This additional assessment takes into account the expanded measurement uncertainties of the participants results and the expanded uncertainty of the assigned value and is provided in the laboratory oriented part of the report (see E8 after the z-scores evaluation).

E_n-Scores were calculated on the basis of the following formula:

$$E_n - score = \frac{x_i - \bar{X}}{\sqrt{U(x_i)^2 + U(\bar{X})^2}}$$

In this context,

x_i	is the measurement value (result) of the participating laboratory
\bar{X}	assigned value the target value for the assessment of the performance of the participants (3 significant digits), normally the average value of the participants' results after removal of outliers; if this approach is not applicable, the target value is assigned according to the procedure given in section E4

$U(x_i)$ expanded measurement uncertainty for the result of the participating laboratory, $k=2$

$U(\bar{X})$ expanded measurement uncertainty for the assigned value, $k=2$

E2.3. Performance evaluation z-Score and E_n -Score

Interpretation of z-Scores:

- $|z\text{-Score}| \leq 2.0$ good result
- $2.0 < |z\text{-Score}| < 3.0$ questionable result
- $|z\text{-Score}| \geq 3.0$ unsatisfactory result

Note: In case of assessment of the participants' performance by z-scores the measurement uncertainty of the participants' results is not taken into account. The difference between result of participants and the assigned value is evaluated by the criteria.

Interpretation of E_n -Scores:

- $|E_n\text{-Score}| \leq 1.0$ satisfactory performance
- $|E_n\text{-Score}| > 1.0$ unsatisfactory performance

Note: In case of assessment of the participants' performance by E_n -Scores the expanded measurement uncertainties for the results and for the assigned values are taken into account. $|E_n\text{-Score}| > 1.0$ might indicate to check the measurement uncertainty estimation or might point out to correct a measurement problem.

E3. Representation and interpretation of measurement results

The parameter-oriented report provides the measurement values (results) including uncertainty ($\pm U$), recovery rate, calculated z-Score and the outliers in tabular form. The results listed in the table are also represented graphically.

The laboratory oriented report shows the results of the individual laboratories (anonymous), including the measurement uncertainty ($\pm U$), recovery rates, z-Scores and additionally evaluation of E_n -Scores on separate pages.

The tables also contain the basis for the data assessment as the assigned values and expanded measurement uncertainties and the criteria.

An annotation of the tables and graphics is given in section E5.

E4. Explanatory notes

As explained in section E2, the z-Score can also be calculated using the reproducibility standard deviation, calculated from the participants' results (after removal of outliers) in the relevant test round. It might occur that the z-Score between -2 and 2 covers a large range of measurement values when the variance of the results is high. On the other hand, the range of good results can be very narrow, when the variation of the participants' results is small.

The recovery rate is calculated for the individual result based on the assigned value and is thus independent of the reproducibility standard deviation. In the case of a high variance of the results, participants should also consider recovery rates as additional criteria to decide on the necessity of internal quality assurance measures.

As a result of a long-term evaluation of 11 proficiency testing rounds (2013–2023 in real samples, evaluation criteria (RSD_{pool}) were calculated.

These criteria were compared with the relative reproducibility standard deviation (vR) of the current proficiency testing.

Parameters Amidotrizoic acid, Atenolol, Diclofenac, 4-Formylaminoantipyrine, Ibuprofen, Iopamidol, Metoprolol, Sotalol, Sulfamethoxazole, Benzotriazole, Acesulfame, Cyclamate, Saccharin, Sucralose sample AZ11 A and parameters Amidotrizoic acid, Atenolol, Bisoprolol, Carbamazepine, Diclofenac, 10,11-Dihydro-10,11-Dihydroxycarbamazepine, 4-Formylaminoantipyrine, Ibuprofen, Iopamidol, Metoprolol, Sotalol, Sulfamethoxazole, Benzotriazole, Acesulfame, Cyclamate, Saccharin, Sucralose sample AZ11 B: Scores for all listed parameters were calculated according to E2.

Parameter Carbamazepine sample AZ11 A: Due to the low content in the sample, the measurements of the control laboratory were below its LOQ of 0.01 µg/l. Therefore, a new assigned value was defined by the group of accredited participating laboratories after outlier-assessment.

Parameters 4-Acetylaminoantipyrine and Bisoprolol in sample AZ11 A and parameter 4-Acetylaminoantipyrine in sample AZ11 B: Reproducibility standard deviations (vR) of 10 % were chosen for assessment of each of these parameters.

Parameter Atenolol sample AZ11 B:

As most results for this parameter were very close to each other, the Hampel outlier test was not applicable and the Dean-Dixon outlier test was performed (no Dean-Dixon outlier was identified).

Parameters 10,11-Dihydro-10,11-Dihydroxycarbamazepine and Diazepam in sample AZ11 A and parameter Diazepam for sample AZ11 B:

Assigned values could not be defined because of the small number of submitted results ($n < 6$) or due to the small number of valid results after outlier removal. For these parameters, we recommend a comparison with the informative values listed in E6.1.

E5. Annotations on tables and charts

E5.1. Information and abbreviations in tables

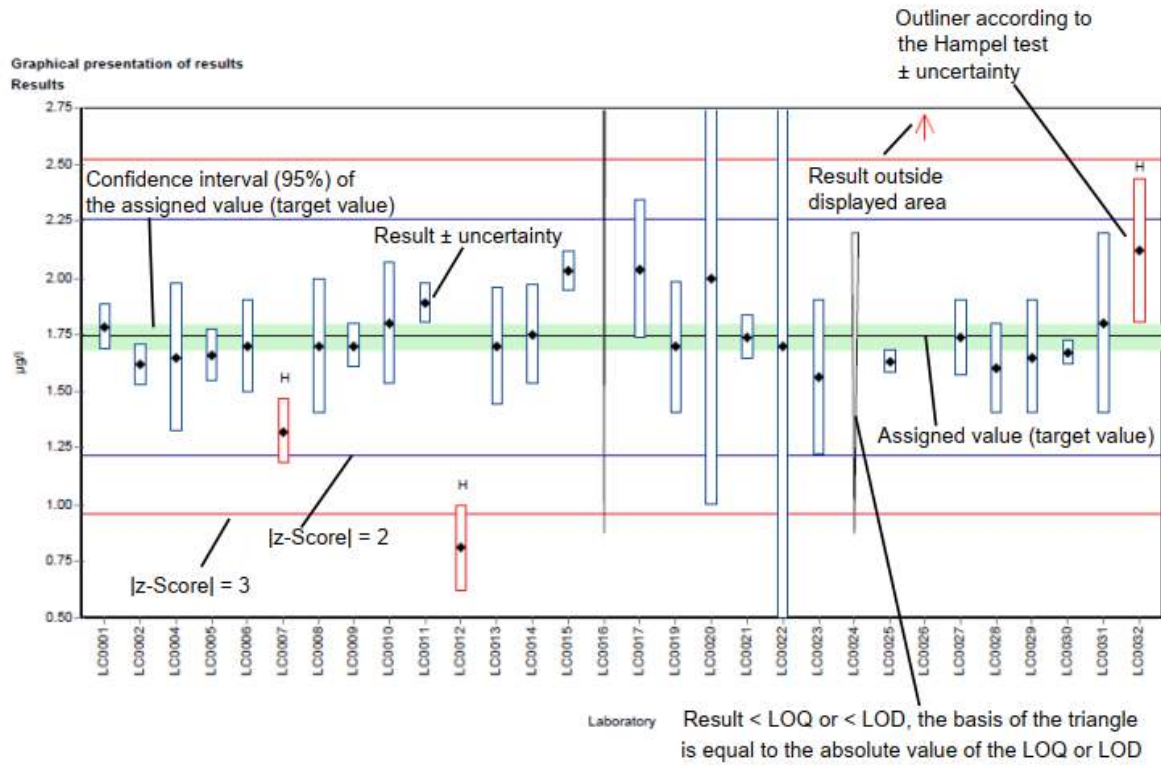
Parameter	Analyte identifier
Sample	Sample identifier
Unit	Given unit for result and uncertainty (e.g. $\mu\text{g/l}$)
Assigned value	Target value for proficiency assessment of the participants (3 significant digits)
U (k=2)	Expanded uncertainty (k=2) of the assigned value (3 significant digits)
Criteria	Specified value for the determination of the z-score in the given unit (3 significant digits)
Criteria [%]	Specified value for the determination of the z-score in % of the assigned value (2 significant digits)
Mean	Mean of the participants results, without outliers (3 significant digits)
CI (99 %)	99 % confidence interval (3 significant digits)
Minimum	Minimum of all submitted results, after removal of outliers (3 significant digits)
Maximum	Maximum of all submitted results, after removal of outliers (3 significant digits)
SD	Reproducibility standard deviation, calculated from the participants results, after removal of outliers (3 significant digits)
RSD %	Reproducibility standard deviation, calculated from the participants results relative to the target value, given in %, after removal of outliers (2 significant digits)
Control test value \pm U (k=2)	Mean of control test value \pm expanded measurement uncertainty (3 significant digits)
Labcode	Laboratory identifier (anonymized)
Result \pm U	Result as indicated by participant (max. 5 decimal places) combined measurement uncertainty without expansion factor (k=1), as indicated by participant (max. 5 decimal places)
LOQ	Limit of quantification
LOD	Limit of detection
Recovery	Recovery rate in % based on assigned value (target value) (3 significant digits, max. one decimal place given)

z-Score	Deviation of result based on the assigned value (target value) given as a multiple of the criteria (3 significant digits, max. 2 decimal places given)
E _n -Score	Deviation of result based on the assigned value (target value) given as a multiple of the combined expanded measurement uncertainty of the participant's results and expanded measurement uncertainty for the assigned value (3 significant digits, max. 2 decimal places given). Note: E _n -Score assessment takes into account the measurement uncertainty of the participants.
-	No data available or no calculation possible
Comments	Comment on the respective result (e.g. H, FN, FP)
H	Outlier according to Hampel-Test
FN	False negative – for a result < LOQ or result < LOD: The absolute value of the LOQ or LOD fulfils the condition of an outlier according to the Hampel test.
FP	False positive – for parameters where no target value is available because of a too low analyte content (n < 6): Result that exceeds the median of the absolute values of the transmitted LOQs or LODs by more than 100 %.
Standard deviation	Reproducibility standard deviation, calculated from the participants results (3 significant digits)
Rel. standard deviation	Reproducibility standard deviation, calculated from the participants results relative to the target value, given in %, (3 significant digits)
n	Number of results
*	mark for additional comments
**	mark for additional comments

E5.2. Graphical presentation of results

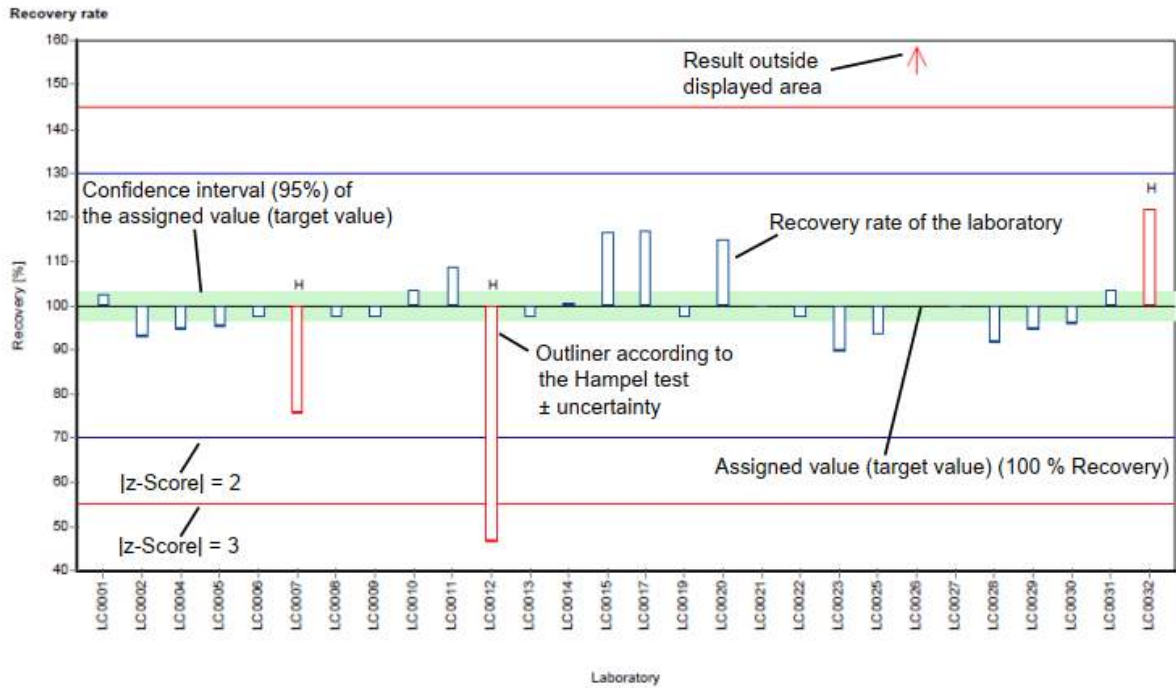
The graphic representation in the report is explained below by means of commented example diagrams:

Example chart: Results



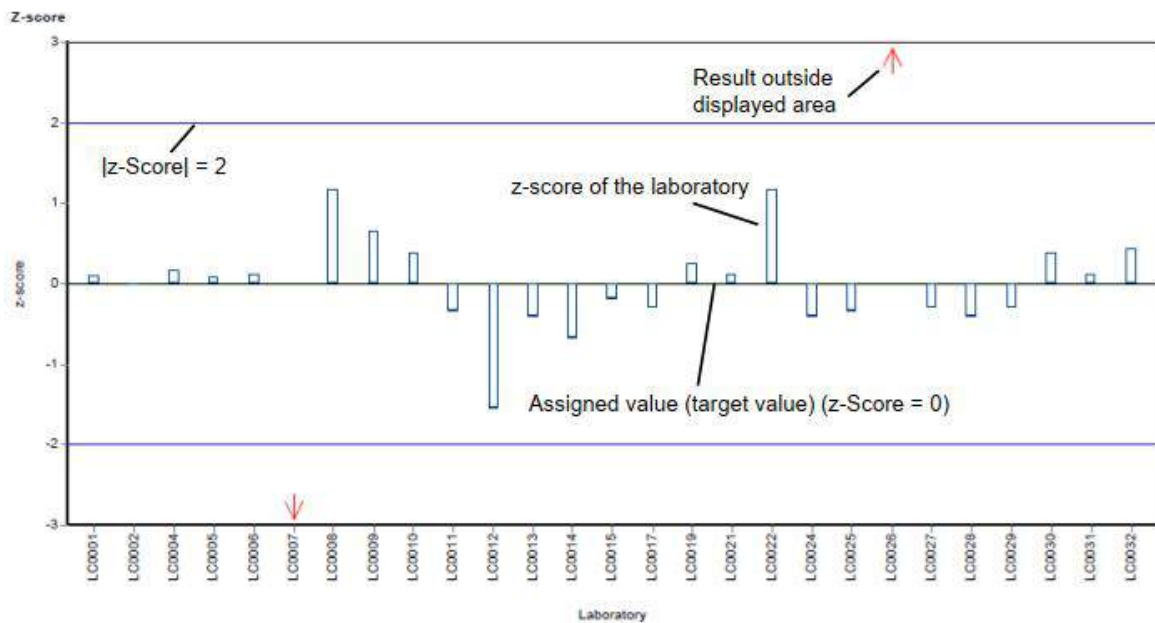
Different analysis methods are represented with different colors.

Example chart: Recovery



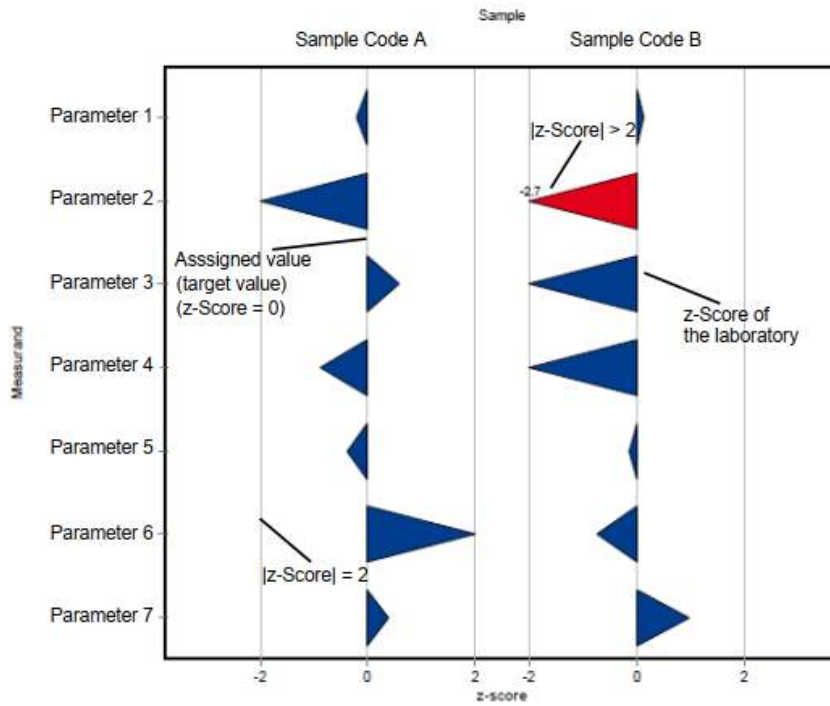
Different analysis methods are represented with different colors.

Example chart: z-Score

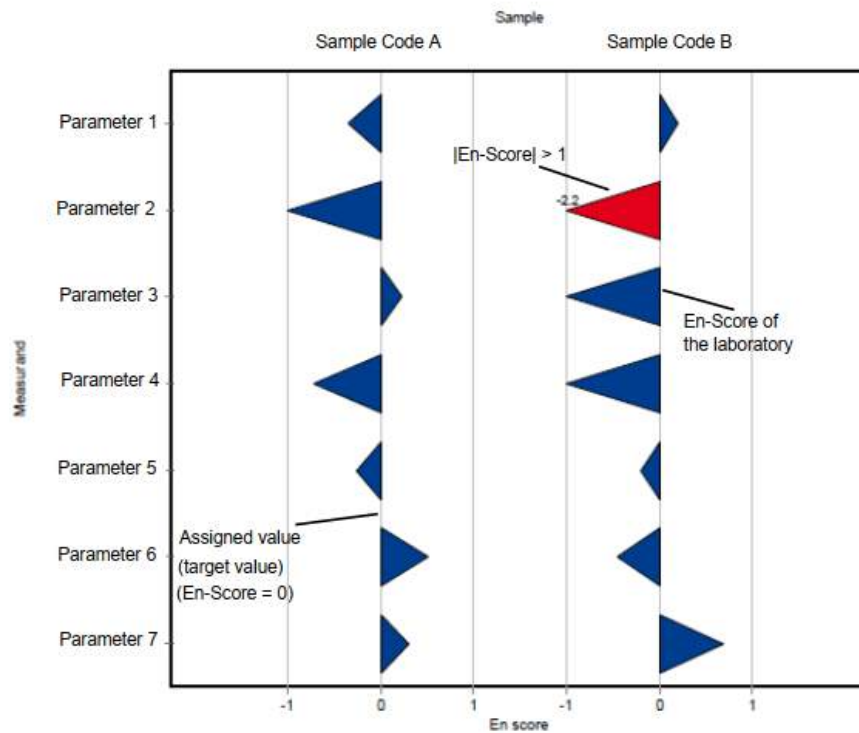


Different analysis methods are represented with different colors.

Example chart: z-Score (laboratory oriented report)



Example chart: En-Score (laboratory oriented report)



E6. Summary

E6.1. Table of assigned values

Parameter	Sample	Unit	Assigned value	±	U (k=2)	Criterion	Criterion [%]
4-Acetylaminoantipyrine	AZ11 A	µg/l	0.0486	±	0.00172	0.00486	10
	AZ11 B	µg/l	0.981	±	0.0587	0.0981	10
4-Formylaminoantipyrine	AZ11 A	µg/l	0.0676	±	0.00587	0.00879	13
	AZ11 B	µg/l	3.75	±	0.251	0.375	10
10,11-Dihydro-10,11-Dihydroxycarbamazepine	AZ11 A *	µg/l	-	±	-	-	-
	AZ11 B	µg/l	0.681	±	0.0557	0.136	20
Acesulfame	AZ11 A	µg/l	0.307	±	0.0191	0.0522	17
	AZ11 B	µg/l	1.75	±	0.154	0.298	17
Amidotrizoic acid	AZ11 A	µg/l	0.0426	±	0.00378	0.00851	20
	AZ11 B	µg/l	0.657	±	0.0323	0.131	20
Atenolol	AZ11 A	µg/l	0.382	±	0.0189	0.0764	20
	AZ11 B	µg/l	0.234	±	0.0321	0.0467	20
Benzotriazole	AZ11 A	µg/l	0.0898	±	0.00412	0.0108	12
	AZ11 B	µg/l	4.83	±	0.14	0.58	12
Bisoprolol	AZ11 A	µg/l	0.282	±	0.00927	0.0282	10
	AZ11 B	µg/l	0.256	±	0.0312	0.0461	18
Carbamazepine	AZ11 A **	µg/l	0.0087	±	0.000846	0.00113	13
	AZ11 B	µg/l	0.321	±	0.0117	0.0417	13
Cyclamate	AZ11 A	µg/l	0.315	±	0.0222	0.0789	25
	AZ11 B	µg/l	0.0992	±	0.0135	0.0248	25
Diazepam	AZ11 A *	µg/l	-	±	-	-	-
	AZ11 B *	µg/l	-	±	-	-	-
Diclofenac	AZ11 A	µg/l	0.481	±	0.0101	0.0674	14
	AZ11 B	µg/l	2.02	±	0.0908	0.283	14
Ibuprofen	AZ11 A	µg/l	0.41	±	0.0265	0.0492	12
	AZ11 B	µg/l	1.39	±	0.0714	0.167	12
Iopamidol	AZ11 A	µg/l	0.232	±	0.0149	0.0534	23
	AZ11 B	µg/l	23.1	±	1.24	5.32	23
Metoprolol	AZ11 A	µg/l	0.209	±	0.00755	0.0419	20
	AZ11 B	µg/l	0.128	±	0.00989	0.0257	20
Saccharin	AZ11 A	µg/l	0.261	±	0.0222	0.0391	15
	AZ11 B	µg/l	0.745	±	0.0519	0.112	15
Sotalol	AZ11 A	µg/l	0.647	±	0.0221	0.142	22
	AZ11 B	µg/l	0.116	±	0.0193	0.0255	22
Sucralose	AZ11 A	µg/l	0.571	±	0.0363	0.171	30
	AZ11 B	µg/l	15.9	±	0.952	4.77	30
Sulfamethoxazole	AZ11 A	µg/l	0.156	±	0.00742	0.0187	12
	AZ11 B	µg/l	0.0619	±	0.00373	0.00743	12

*The calculated mean value $MV \pm U(k=2)$ based on the data of the accredited laboratories (n) after outlier removal is listed for information.

This can be used for comparison as part of your internal QA measures:

AZ11 A 10,11-Dihydro-10,11-Dihydroxycarbamazepine: $MV(n=4 \text{ accr.}) \pm U(k=2)$: $0.0632 \pm 0.00851 \mu\text{g/l}$

AZ11 A Diazepam: $MV(n=4 \text{ accr.}) \pm U(k=2)$: $0.0648 \pm 0.00888 \mu\text{g/l}$

AZ11 B Diazepam: $MV(n=4 \text{ accr.}) \pm U(k=2)$: $0.586 \pm 0.0526 \mu\text{g/l}$

**The assigned value is based on the data of the accredited laboratories after outlier removal (n=7).

Control laboratory AZ11 A Carbamazepine: $< 0.010 \text{ (LOQ)} \mu\text{g/l}$

E6.2. Summary of results, after removal of outliers

Parameter	Sample	Number of results for calculation	Number of outliers	Unit	Mean	± CI (99%)	Minimum	Maximum	sR	vR [%]
4-Acetylaminoantipyrine	AZ11 A	8	0	µg/l	0.0486	± 0.00257	0.044	0.0513	0.00243	5
	AZ11 B	8	0	µg/l	0.981	± 0.0881	0.84	1.13	0.083	8.5
4-Formylaminoantipyrine	AZ11 A	9	0	µg/l	0.0676	± 0.00881	0.055	0.084	0.00881	13
	AZ11 B	9	0	µg/l	3.75	± 0.376	3.26	4.5	0.376	10
10,11-Dihydro-10,11-Dihydroxycarbamazepine	AZ11 A	5	1	µg/l	-	± -	0.0525	0.0731	-	-
	AZ11 B	6	0	µg/l	0.681	± 0.0835	0.58	0.76	0.0682	10
Acesulfame	AZ11 A	17	2	µg/l	0.307	± 0.0286	0.23	0.382	0.0393	13
	AZ11 B	16	2	µg/l	1.75	± 0.23	1.2	2.41	0.307	18
Amidotrizoic acid	AZ11 A	12	1	µg/l	0.0426	± 0.00567	0.028	0.055	0.00655	15
	AZ11 B	14	0	µg/l	0.657	± 0.0485	0.562	0.786	0.0604	9.2
Atenolol	AZ11 A	11	2	µg/l	0.382	± 0.0283	0.321	0.436	0.0313	8.2
	AZ11 B	13	0	µg/l	0.234	± 0.0482	0.134	0.344	0.0579	25
Benzotriazole	AZ11 A	14	2	µg/l	0.0898	± 0.00619	0.0749	0.105	0.00772	8.6
	AZ11 B	14	2	µg/l	4.83	± 0.21	4.32	5.22	0.263	5.4
Bisoprolol	AZ11 A	7	2	µg/l	0.282	± 0.0139	0.266	0.302	0.0123	4.4
	AZ11 B	9	0	µg/l	0.256	± 0.0468	0.19	0.352	0.0468	18
Carbamazepine	AZ11 A	10	1	µg/l	0.00858	± 0.000924	0.007	0.0101	0.000974	11
	AZ11 B	18	0	µg/l	0.321	± 0.0175	0.282	0.362	0.0248	7.7
Cyclamate	AZ11 A	13	0	µg/l	0.315	± 0.0333	0.248	0.401	0.0401	13
	AZ11 B	10	1	µg/l	0.0992	± 0.0203	0.0714	0.144	0.0214	22
Diazepam	AZ11 A	5	0	µg/l	-	± -	0.054	0.073	-	-
	AZ11 B	5	0	µg/l	-	± -	0.515	0.642	-	-
Diclofenac	AZ11 A	15	2	µg/l	0.481	± 0.0152	0.445	0.516	0.0196	4.1
	AZ11 B	17	1	µg/l	2.02	± 0.136	1.61	2.33	0.187	9.3
Ibuprofen	AZ11 A	12	1	µg/l	0.41	± 0.0397	0.303	0.461	0.0459	11
	AZ11 B	11	1	µg/l	1.39	± 0.107	1.21	1.62	0.118	8.5
Iopamidol	AZ11 A	13	2	µg/l	0.232	± 0.0224	0.17	0.292	0.0269	12
	AZ11 B	11	1	µg/l	23.1	± 1.86	19.9	27	2.06	8.9
Metoprolol	AZ11 A	13	1	µg/l	0.209	± 0.0113	0.19	0.243	0.0136	6.5
	AZ11 B	12	2	µg/l	0.128	± 0.0148	0.0945	0.156	0.0171	13

Parameter	Sample	Number of results for calculation	Number of outliers	Unit	Mean	± CI (99%)	Minimum	Maximum	sR	vR [%]
Saccharin	AZ11 A	12	1	µg/l	0.261	± 0.0333	0.21	0.34	0.0384	15
	AZ11 B	12	1	µg/l	0.745	± 0.0778	0.615	0.948	0.0899	12
Sotalol	AZ11 A	10	3	µg/l	0.647	± 0.0331	0.619	0.735	0.0349	5.4
	AZ11 B	13	0	µg/l	0.116	± 0.0289	0.0588	0.18	0.0347	30
Sucralose	AZ11 A	13	1	µg/l	0.571	± 0.0544	0.47	0.732	0.0654	11
	AZ11 B	10	2	µg/l	15.9	± 1.43	13.4	18.9	1.5	9.5
Sulfamethoxazole	AZ11 A	18	0	µg/l	0.156	± 0.0111	0.133	0.188	0.0157	10
	AZ11 B	15	4	µg/l	0.0619	± 0.00559	0.049	0.074	0.00721	12

E7. Parameterorientierte Auswertung / Parameter oriented report

4-Acetylaminoantipyrine	37
4-Formylaminoantipyrine	45
10,11-Dihydro-10,11-Dihydroxycarbamazepine.....	53
Acesulfame	59
Amidotrizoic acid	67
Atenolol	75
Benzotriazole	83
Bisoprolol	91
Carbamazepine	99
Cyclamate	107
Diazepam	115
Diclofenac	119
Ibuprofen	127
Iopamidol.....	135
Metoprolol	143
Saccharin	151
Sotalol	159
Sucralose	167
Sulfamethoxazole.....	175

Parameter oriented report Pharmaceuticals, Industrial Chemicals and Artificial Sweeteners - AZ11

Sample: AZ11A, Parameter: 4-Acetylaminoantipyrine

Parameter oriented report

AZ11 A

4-Acetylaminoantipyrine

Unit	µg/l
Assigned value ± U (k=2)	0.0486 ± 0.00172
Criterion	0.00486 (10 %)
Minimum - Maximum	0.044 - 0.0513
Control test value ± U (k=2)	0.0585 ± 0.0176

Labcode	Result	± U	Recovery [%]	z-score	Comments
LC0001	-	-	-	-	
LC0002	0.044	0.004	90.6	-0.94	
LC0003	-	-	-	-	
LC0004	-	-	-	-	
LC0005	-	-	-	-	
LC0006	-	-	-	-	
LC0007	0.0465	0.0045	95.7	-0.43	
LC0008	0.049	0.012	101	0.09	
LC0009	-	-	-	-	
LC0010	-	-	-	-	
LC0011	0.0501	0.0125	103	0.32	
LC0012	-	-	-	-	
LC0013	-	-	-	-	
LC0014	-	-	-	-	
LC0015	-	-	-	-	
LC0016	-	-	-	-	
LC0017	0.0484	0.0087	99.7	-0.03	
LC0018	-	-	-	-	
LC0019	0.04824	0.01206	99.3	-0.07	
LC0020	0.051	0.0061	105	0.5	
LC0021	0.0513	0.00513	106	0.56	

Characteristics of parameter

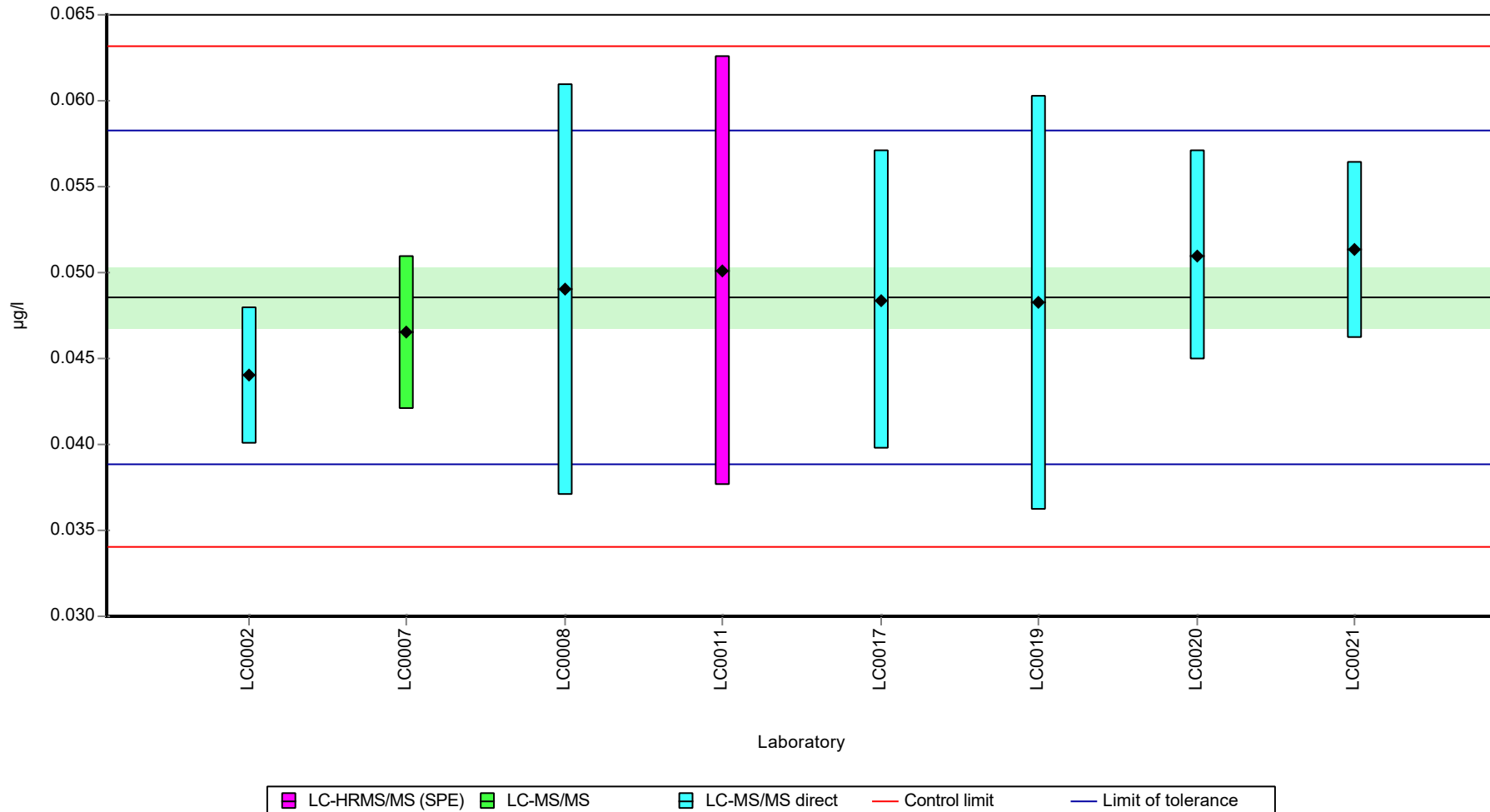
	all results	w ithout outliers	Unit
Mean ± CI (99%)	0.0486 ± 0.00257	0.0486 ± 0.00257	µg/l
Minimum	0.044	0.044	µg/l
Maximum	0.0513	0.0513	µg/l
Standard deviation	0.00243	0.00243	µg/l
rel. standard deviation	4.99	4.99	%
n	8	8	-

Parameter oriented report Pharmaceuticals, Industrial Chemicals and Artificial Sweeteners - AZ11

Sample: AZ11A, Parameter: 4-Acetylaminoantipyrine

Graphical presentation of results

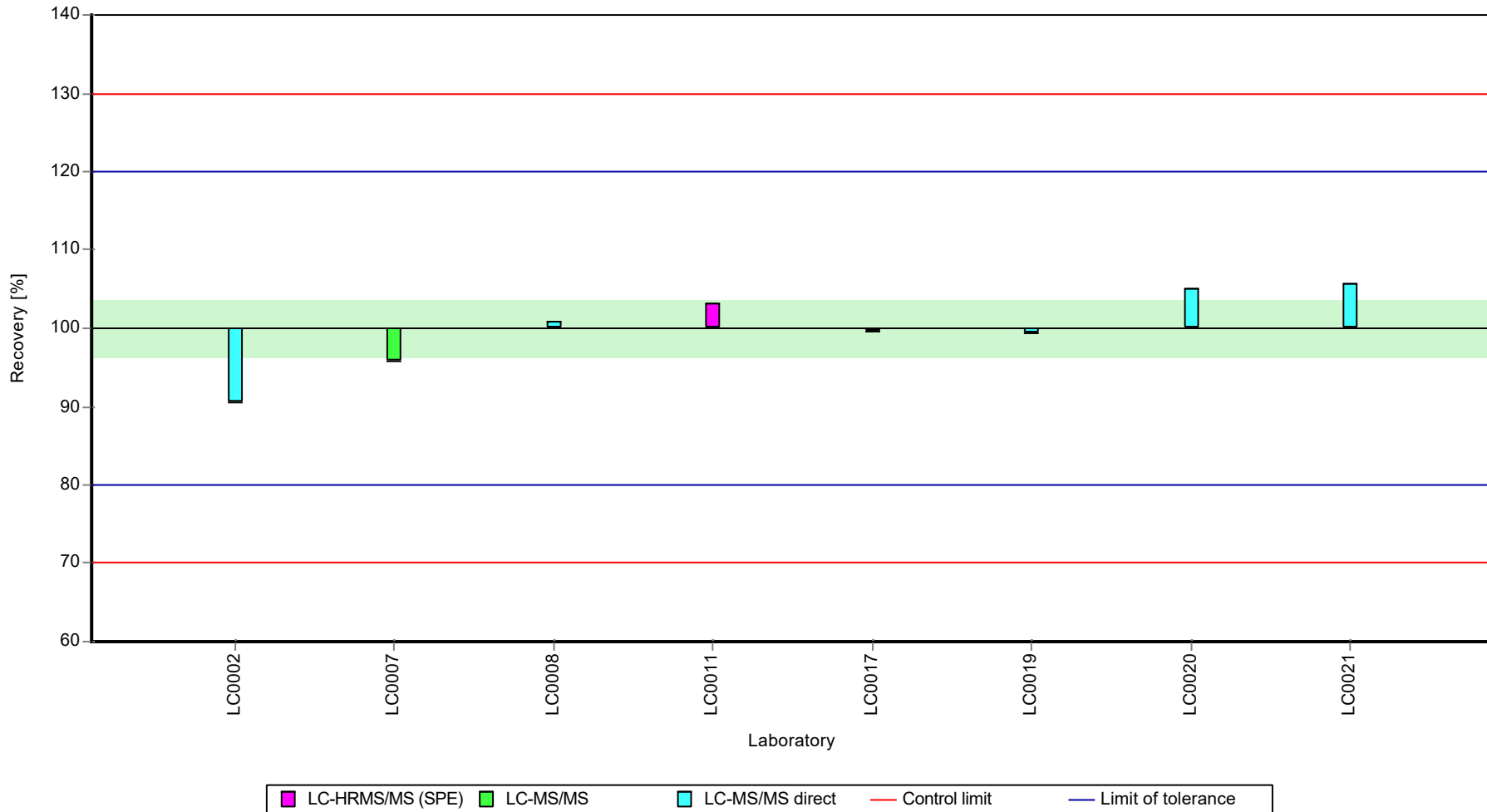
Results



Parameter oriented report Pharmaceuticals, Industrial Chemicals and Artificial Sweeteners - AZ11

Sample: AZ11A, Parameter: 4-Acetylaminoantipyrine

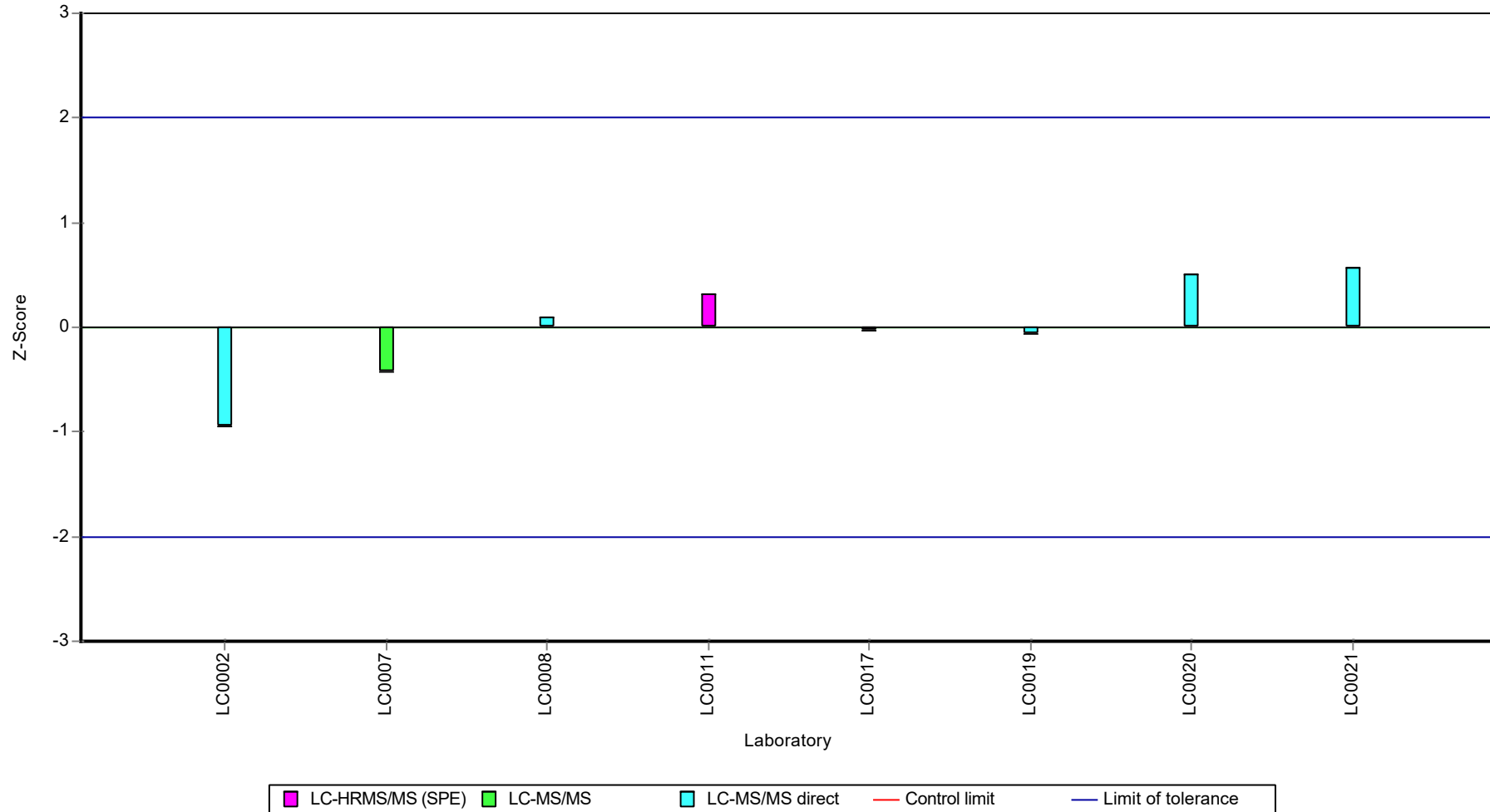
Recovery rate



Parameter oriented report Pharmaceuticals, Industrial Chemicals and Artificial Sweeteners - AZ11

Sample: AZ11A, Parameter: 4-Acetylaminoantipyrine

Z-score



Parameter oriented report Pharmaceuticals, Industrial Chemicals and Artificial Sweeteners - AZ11

Sample: AZ11B, Parameter: 4-Acetylaminoantipyrine

Parameter oriented report

AZ11 B

4-Acetylaminoantipyrine

Unit	µg/l
Assigned value ± U (k=2)	0.981 ± 0.0587
Criterion	0.0981 (10 %)
Minimum - Maximum	0.84 - 1.13
Control test value ± U (k=2)	1.19 ± 0.357

Labcode	Result	± U	Recovery [%]	z-score	Comments
LC0001	-	-	-	-	
LC0002	0.95	0.09	96.9	-0.31	
LC0003	-	-	-	-	
LC0004	-	-	-	-	
LC0005	-	-	-	-	
LC0006	-	-	-	-	
LC0007	0.84	0.082	85.6	-1.44	
LC0008	0.976	0.244	99.5	-0.05	
LC0009	-	-	-	-	
LC0010	-	-	-	-	
LC0011	0.9816	0.2454	100	0.01	
LC0012	-	-	-	-	
LC0013	-	-	-	-	
LC0014	-	-	-	-	
LC0015	-	-	-	-	
LC0016	-	-	-	-	
LC0017	0.938	0.17	95.6	-0.44	
LC0018	-	-	-	-	
LC0019	1.1305	0.16958	115	1.53	
LC0020	0.994	0.119	101	0.13	
LC0021	1.036	0.1036	106	0.56	

Characteristics of parameter

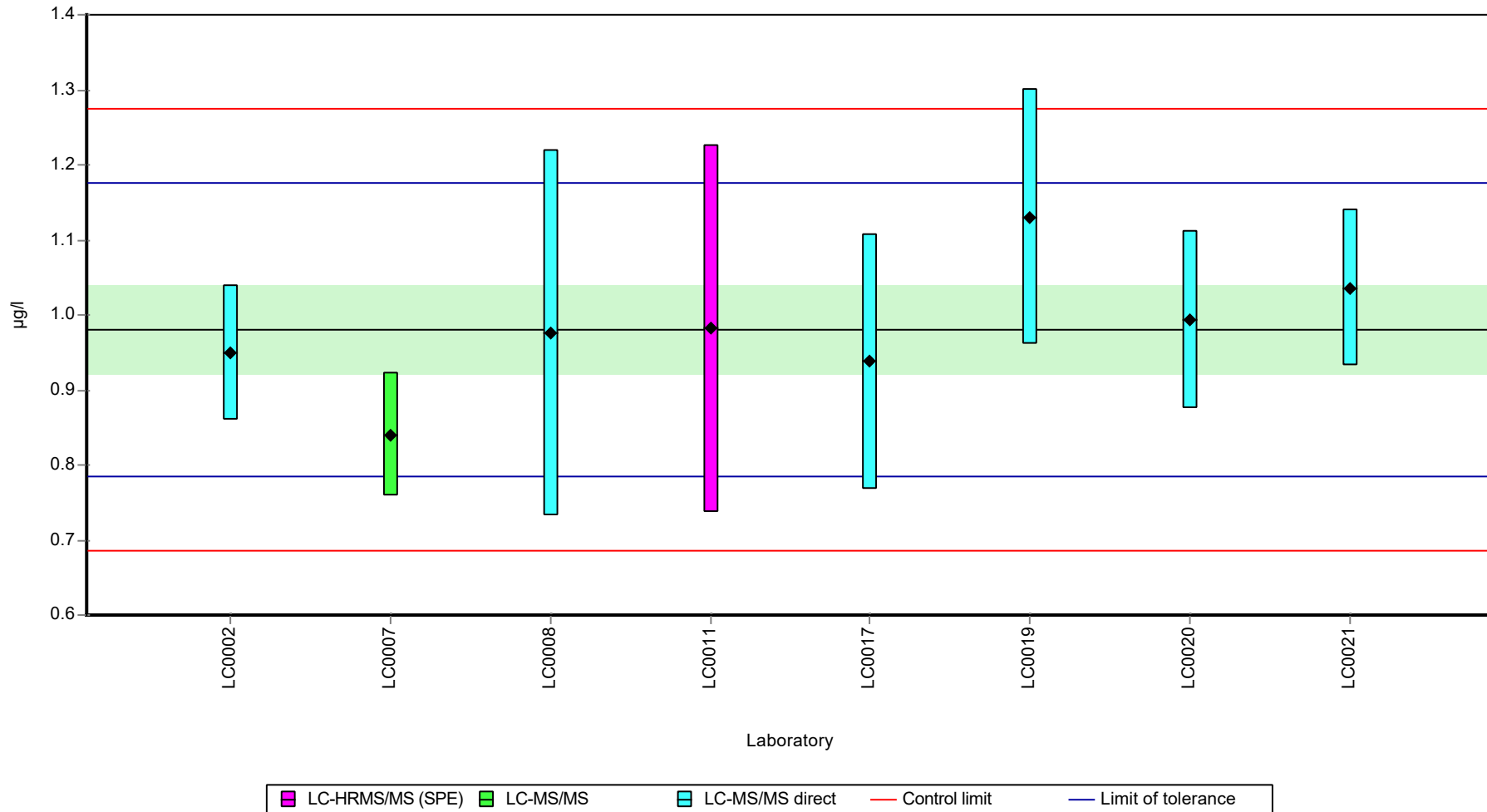
	all results	w ithout outliers	Unit
Mean ± CI (99%)	0.981 ± 0.0881	0.981 ± 0.0881	µg/l
Minimum	0.84	0.84	µg/l
Maximum	1.13	1.13	µg/l
Standard deviation	0.083	0.083	µg/l
rel. standard deviation	8.47	8.47	%
n	8	8	-

Parameter oriented report Pharmaceuticals, Industrial Chemicals and Artificial Sweeteners - AZ11

Sample: AZ11B, Parameter: 4-Acetylaminoantipyrine

Graphical presentation of results

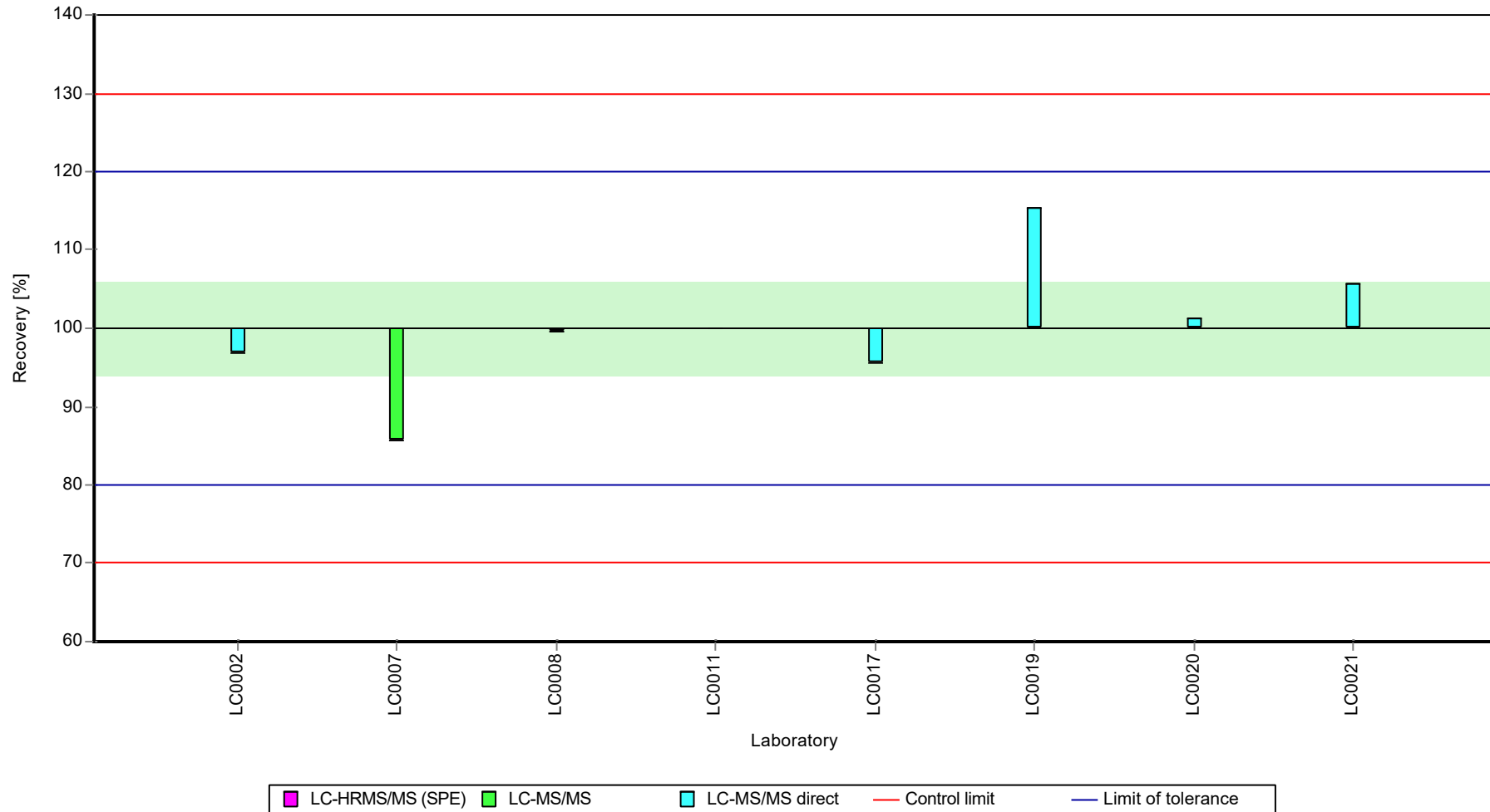
Results



Parameter oriented report Pharmaceuticals, Industrial Chemicals and Artificial Sweeteners - AZ11

Sample: AZ11B, Parameter: 4-Acetylaminoantipyrine

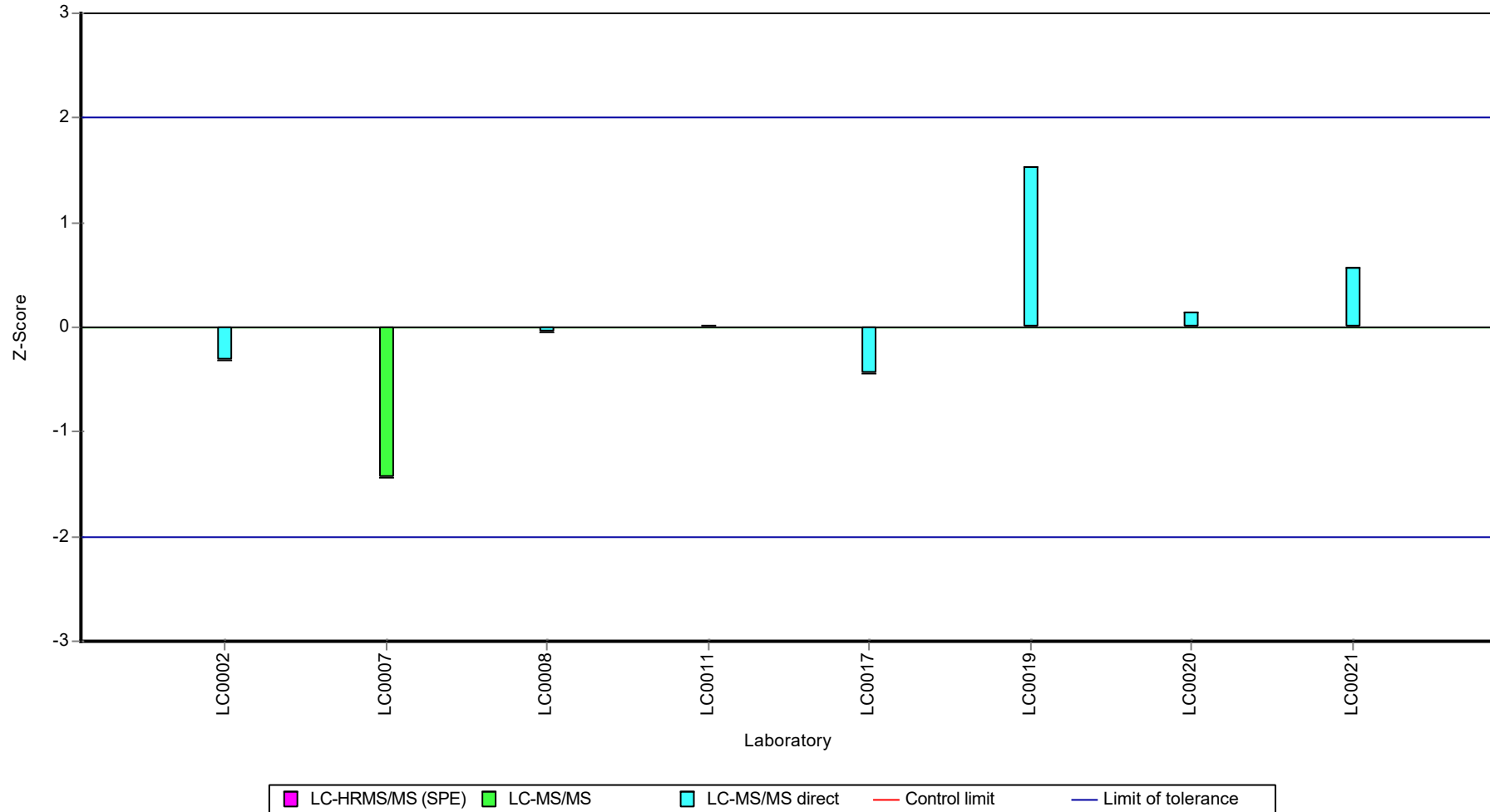
Recovery rate



Parameter oriented report Pharmaceuticals, Industrial Chemicals and Artificial Sweeteners - AZ11

Sample: AZ11B, Parameter: 4-Acetylaminoantipyrine

Z-score



Parameter oriented report Pharmaceuticals, Industrial Chemicals and Artificial Sweeteners - AZ11

Sample: AZ11A, Parameter: 4-Formylaminoantipyrine

Parameter oriented report

AZ11 A

4-Formylaminoantipyrine

Unit	µg/l
Assigned value ± U (k=2)	0.0676 ± 0.00587
Criterion	0.00879 (13 %)
Minimum - Maximum	0.055 - 0.084
Control test value ± U (k=2)	0.0622 ± 0.0156

Labcode	Result	± U	Recovery [%]	z-score	Comments
LC0001	-	-	-	-	
LC0002	0.061	0.006	90.2	-0.75	
LC0003	-	-	-	-	
LC0004	-	-	-	-	
LC0005	-	-	-	-	
LC0006	-	-	-	-	
LC0007	0.0658	0.0065	97.3	-0.21	
LC0008	0.055	0.014	81.3	-1.44	
LC0009	-	-	-	-	
LC0010	-	-	-	-	
LC0011	0.0763	0.0191	113	0.99	
LC0012	-	-	-	-	
LC0013	-	-	-	-	
LC0014	0.062	0.019	91.7	-0.64	
LC0015	-	-	-	-	
LC0016	-	-	-	-	
LC0017	0.0672	0.004	99.4	-0.05	
LC0018	0.084	0.03	124	1.86	
LC0019	-	-	-	-	
LC0020	0.073	0.00873	108	0.61	
LC0021	0.0644	0.00644	95.2	-0.37	

Characteristics of parameter

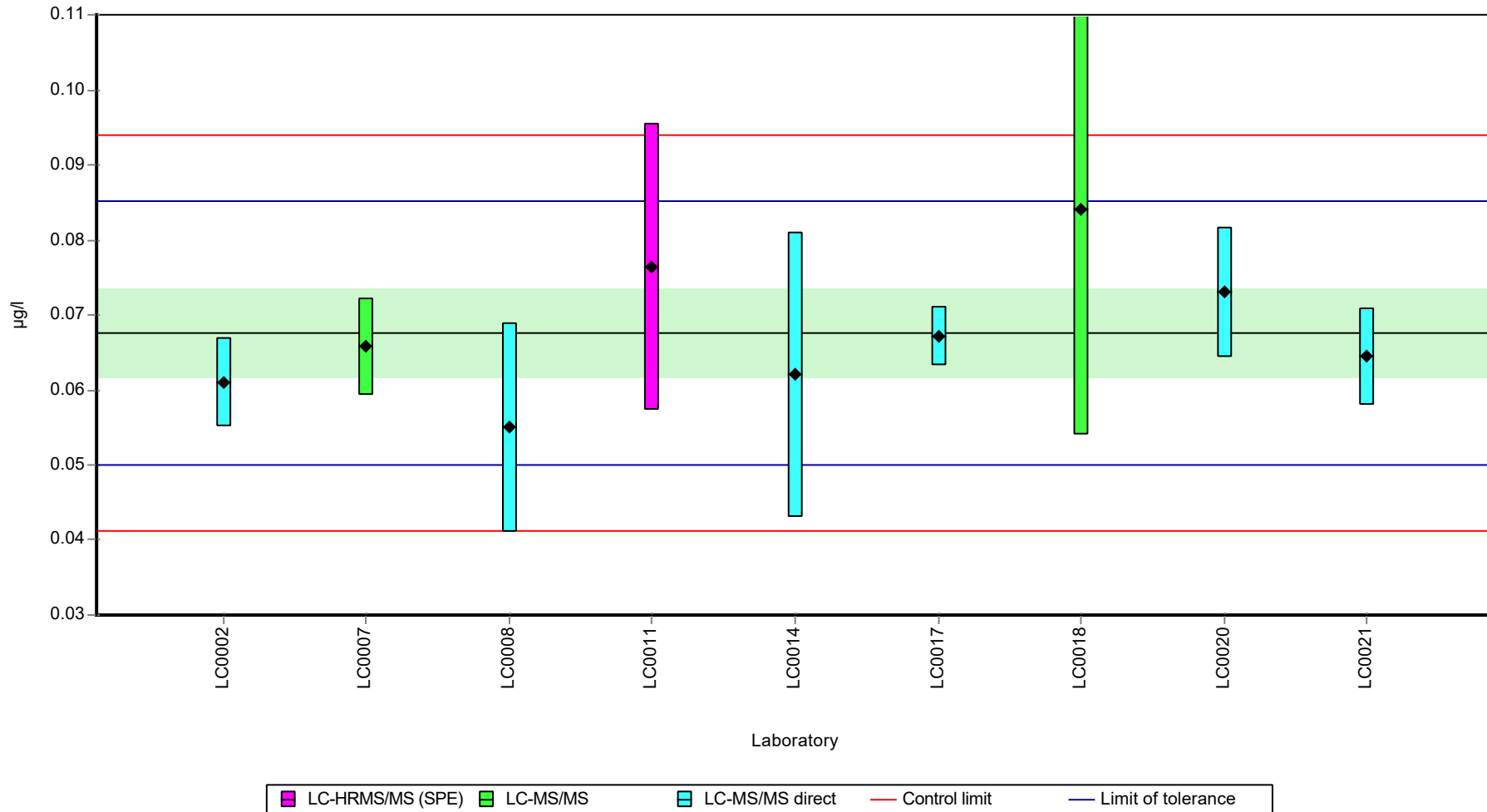
	all results	w ithout outliers	Unit
Mean ± CI (99%)	0.0676 ± 0.00881	0.0676 ± 0.00881	µg/l
Minimum	0.055	0.055	µg/l
Maximum	0.084	0.084	µg/l
Standard deviation	0.00881	0.00881	µg/l
rel. standard deviation	13	13	%
n	9	9	-

Parameter oriented report Pharmaceuticals, Industrial Chemicals and Artificial Sweeteners - AZ11

Sample: AZ11A, Parameter: 4-Formylaminoantipyrine

Graphical presentation of results

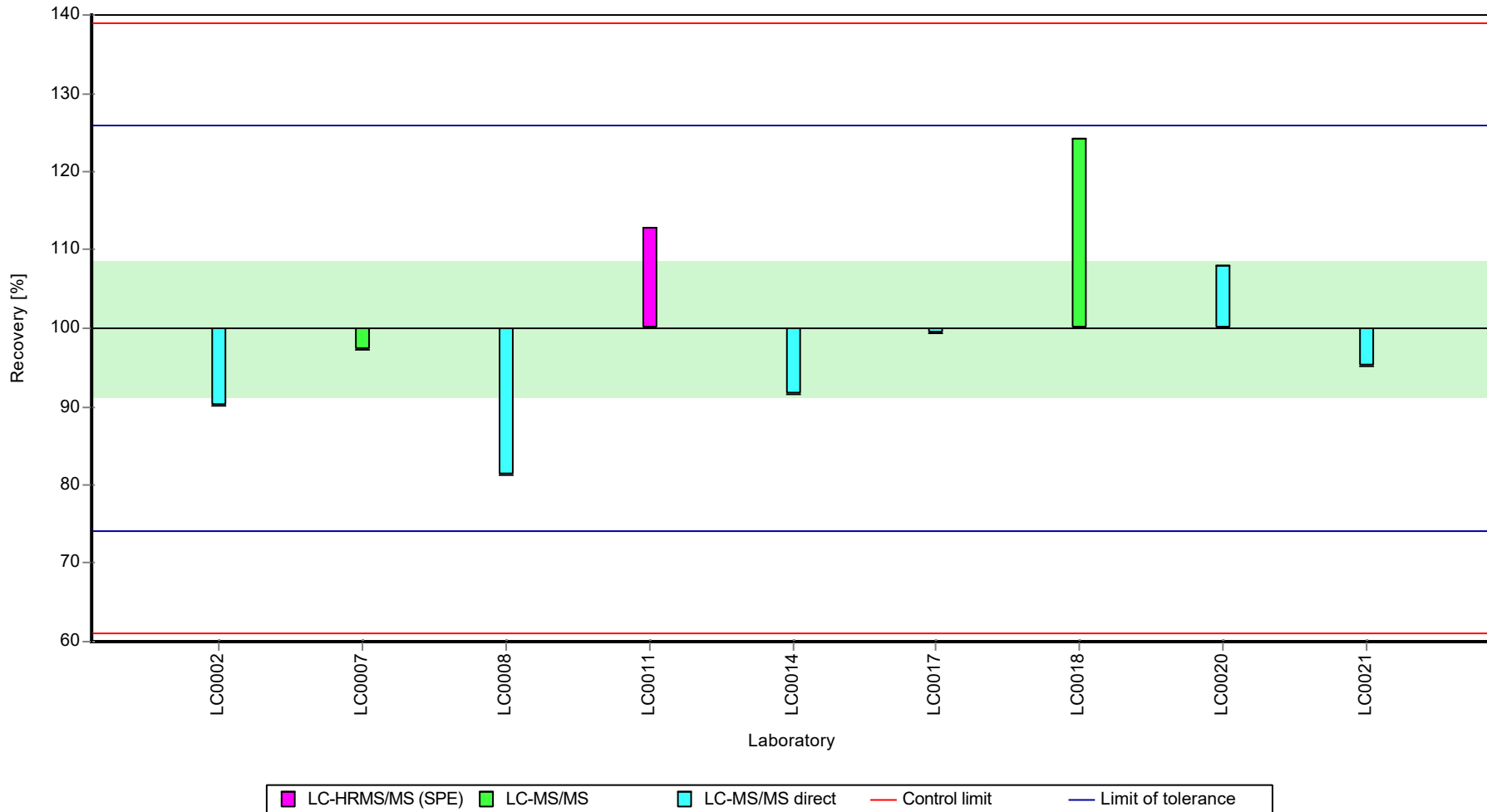
Results



Parameter oriented report Pharmaceuticals, Industrial Chemicals and Artificial Sweeteners - AZ11

Sample: AZ11A, Parameter: 4-Formylaminoantipyrine

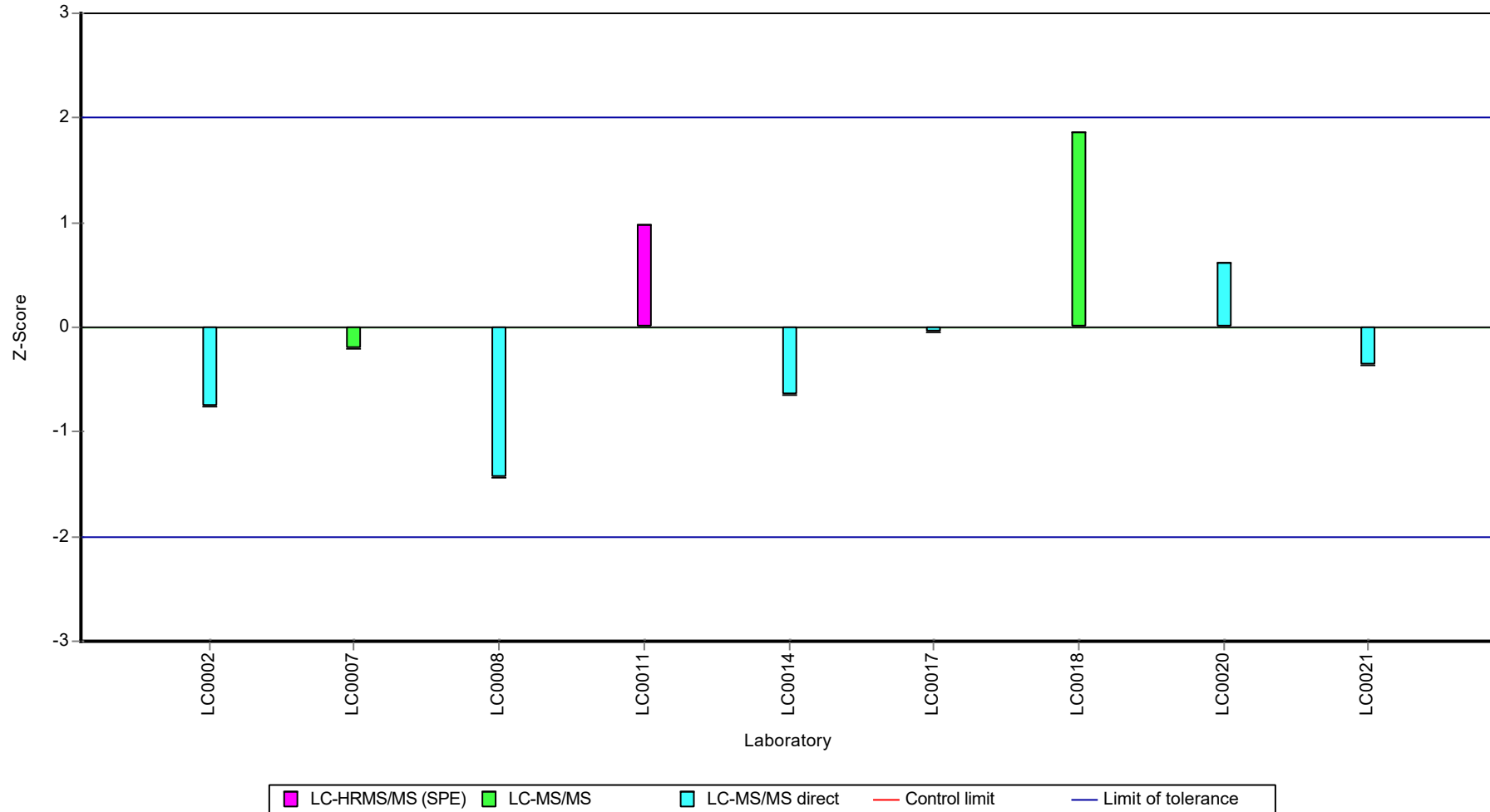
Recovery rate



Parameter oriented report Pharmaceuticals, Industrial Chemicals and Artificial Sweeteners - AZ11

Sample: AZ11A, Parameter: 4-Formylaminoantipyrine

Z-score



Parameter oriented report Pharmaceuticals, Industrial Chemicals and Artificial Sweeteners - AZ11

Sample: AZ11B, Parameter: 4-Formylaminoantipyrine

Parameter oriented report

AZ11 B

4-Formylaminoantipyrine

Unit	µg/l
Assigned value ± U (k=2)	3.75 ± 0.251
Criterion	0.375 (10 %)
Minimum - Maximum	3.26 - 4.5
Control test value ± U (k=2)	4.51 ± 1.13

Labcode	Result	± U	Recovery [%]	z-score	Comments
LC0001	-	-	-	-	
LC0002	3.7	0.352	98.8	-0.12	
LC0003	-	-	-	-	
LC0004	-	-	-	-	
LC0005	-	-	-	-	
LC0006	-	-	-	-	
LC0007	3.26	0.32	87	-1.3	
LC0008	3.41	0.85	91.1	-0.89	
LC0009	-	-	-	-	
LC0010	-	-	-	-	
LC0011	4.039	1.0097	108	0.79	
LC0012	-	-	-	-	
LC0013	-	-	-	-	
LC0014	3.449	1.035	92.1	-0.79	
LC0015	-	-	-	-	
LC0016	-	-	-	-	
LC0017	3.88	0.23	104	0.36	
LC0018	4.5	1.6	120	2.02	
LC0019	-	-	-	-	
LC0020	3.63	0.435	96.9	-0.31	
LC0021	3.837	0.3837	102	0.25	

Characteristics of parameter

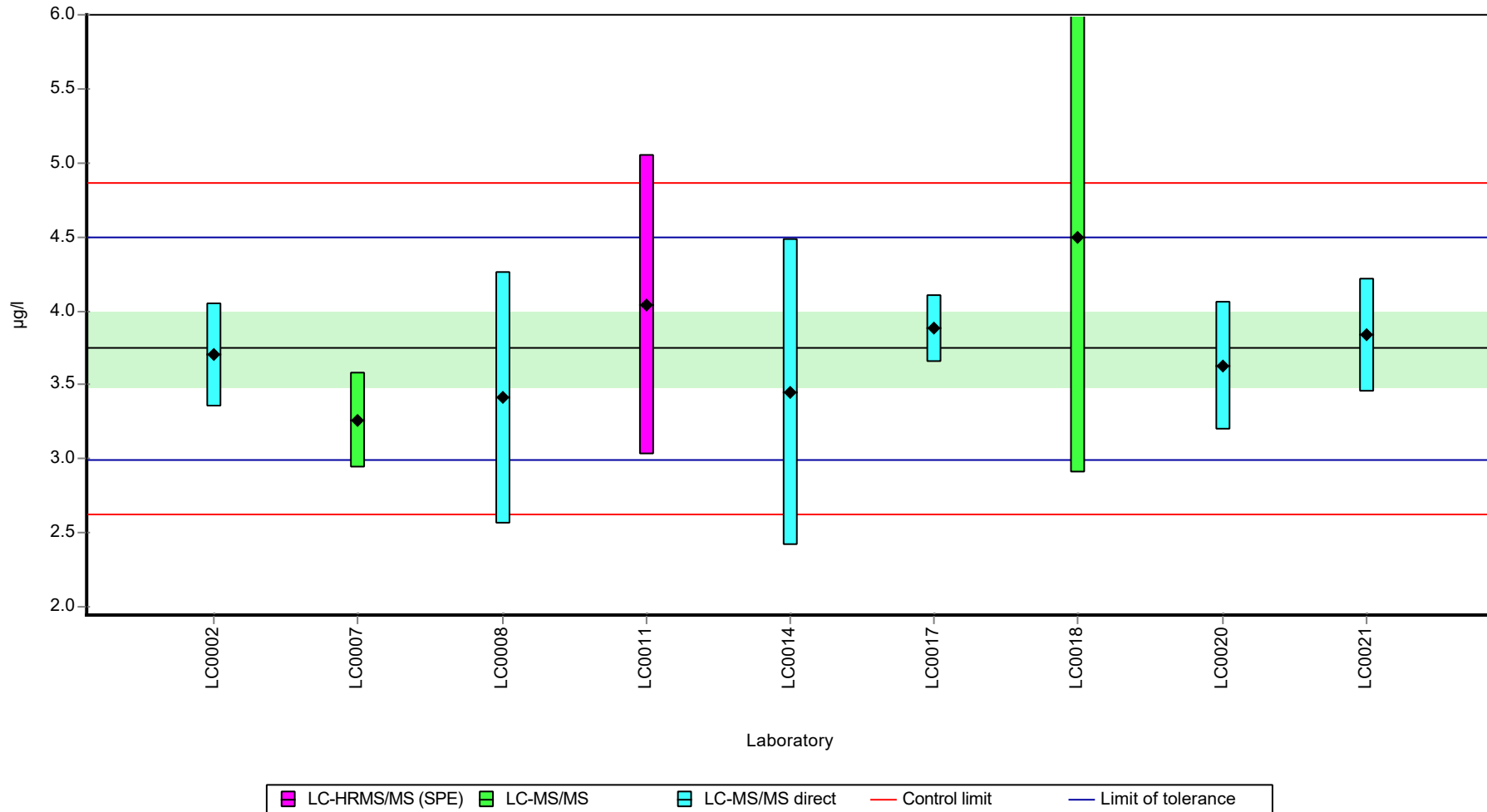
	all results	w ithout outliers	Unit
Mean ± CI (99%)	3.75 ± 0.376	3.75 ± 0.376	µg/l
Minimum	3.26	3.26	µg/l
Maximum	4.5	4.5	µg/l
Standard deviation	0.376	0.376	µg/l
rel. standard deviation	10.1	10.1	%
n	9	9	-

Parameter oriented report Pharmaceuticals, Industrial Chemicals and Artificial Sweeteners - AZ11

Sample: AZ11B, Parameter: 4-Formylaminoantipyrine

Graphical presentation of results

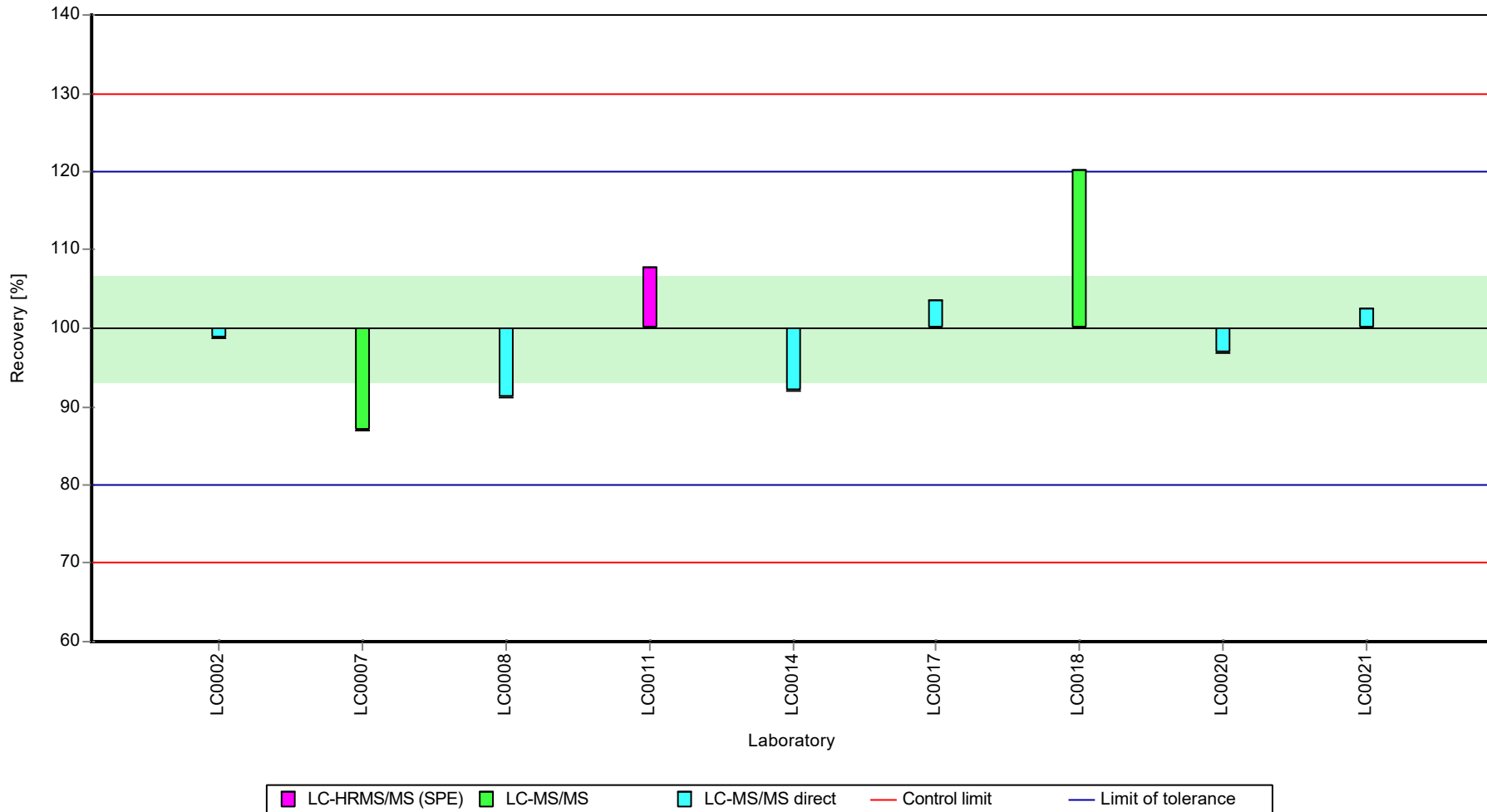
Results



Parameter oriented report Pharmaceuticals, Industrial Chemicals and Artificial Sweeteners - AZ11

Sample: AZ11B, Parameter: 4-Formylaminoantipyrine

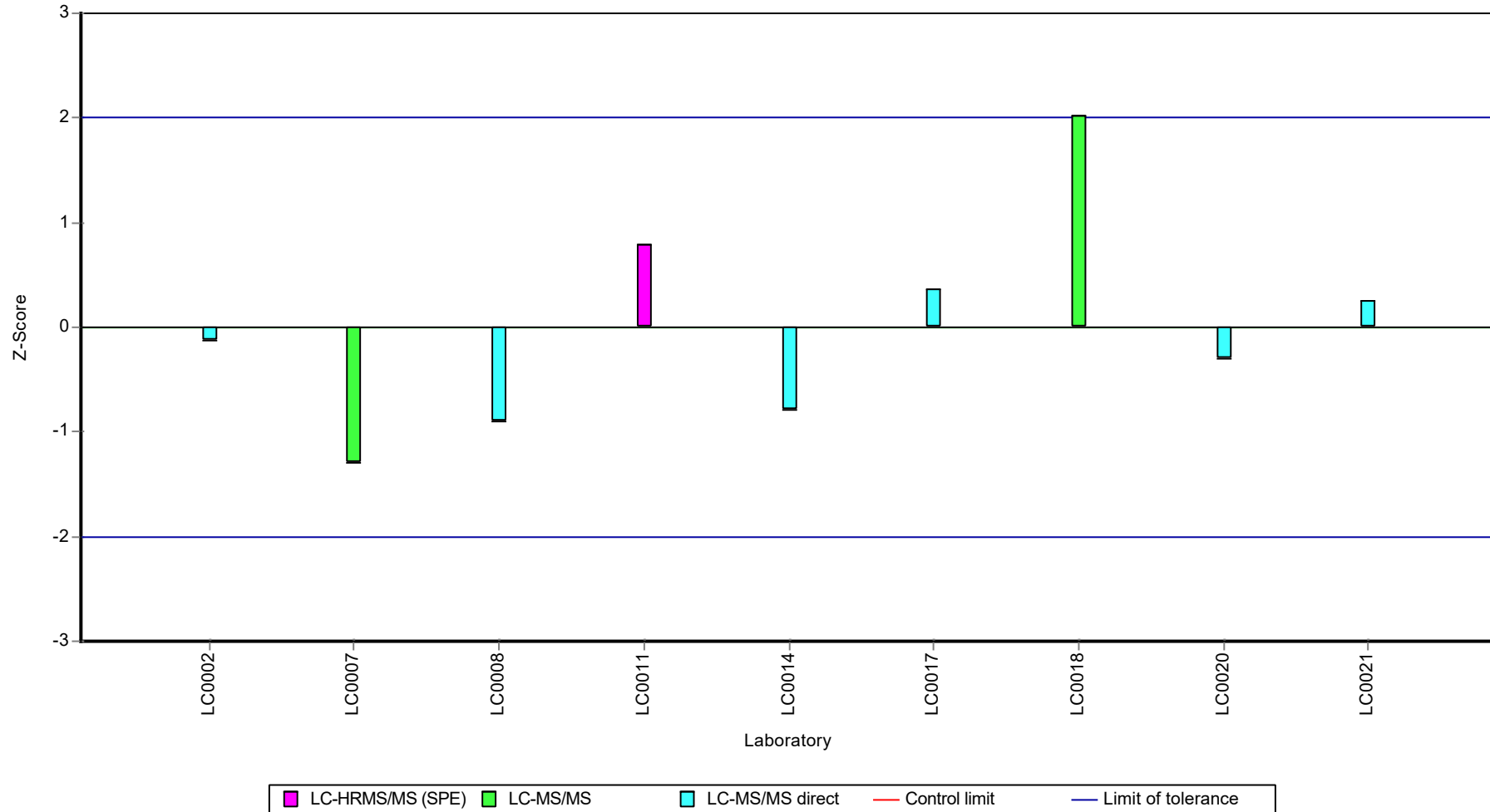
Recovery rate



Parameter oriented report Pharmaceuticals, Industrial Chemicals and Artificial Sweeteners - AZ11

Sample: AZ11B, Parameter: 4-Formylaminoantipyrine

Z-score



Parameter oriented report Pharmaceuticals, Industrial Chemicals and Artificial Sweeteners - AZ11

Sample: AZ11A, Parameter: 10,11-Dihydro-10,11-Dihydroxycarbamazepine

Parameter oriented report

AZ11 A

10,11-Dihydro-10,11-Dihydroxycarbamazepine*

Unit	µg/l
Assigned value ± U (k=2)	-
Criterion	-
Minimum - Maximum	0.0525 - 0.0731
Control test value ± U (k=2)	0.074 ± 0.0259

*The calculated mean value MV +/- U(k=2) based on the data of the accredited laboratories (n) is listed for information. This can be used for comparison as part of your internal QA measures: MV(n=4, accr.) +/- U(k=2): 0.0632 +/- 0.00851 µg/l

Labcode	Result	± U	Recovery [%]	z-score	Comments
LC0001	-	-	-	-	
LC0002	0.062	0.007	-	-	
LC0003	-	-	-	-	
LC0004	-	-	-	-	
LC0005	-	-	-	-	
LC0006	-	-	-	-	
LC0007	-	-	-	-	
LC0008	0.065	0.016	-	-	
LC0009	-	-	-	-	
LC0010	-	-	-	-	
LC0011	0.0731	0.0183	-	-	
LC0012	-	-	-	-	
LC0013	-	-	-	-	
LC0014	-	-	-	-	
LC0015	-	-	-	-	
LC0016	-	-	-	-	
LC0017	-	-	-	-	
LC0018	0.073	0.027	-	-	
LC0019	-	-	-	-	
LC0020	0.132	0.0513	-	-	H
LC0021	0.0525	0.00525	-	-	

Characteristics of parameter

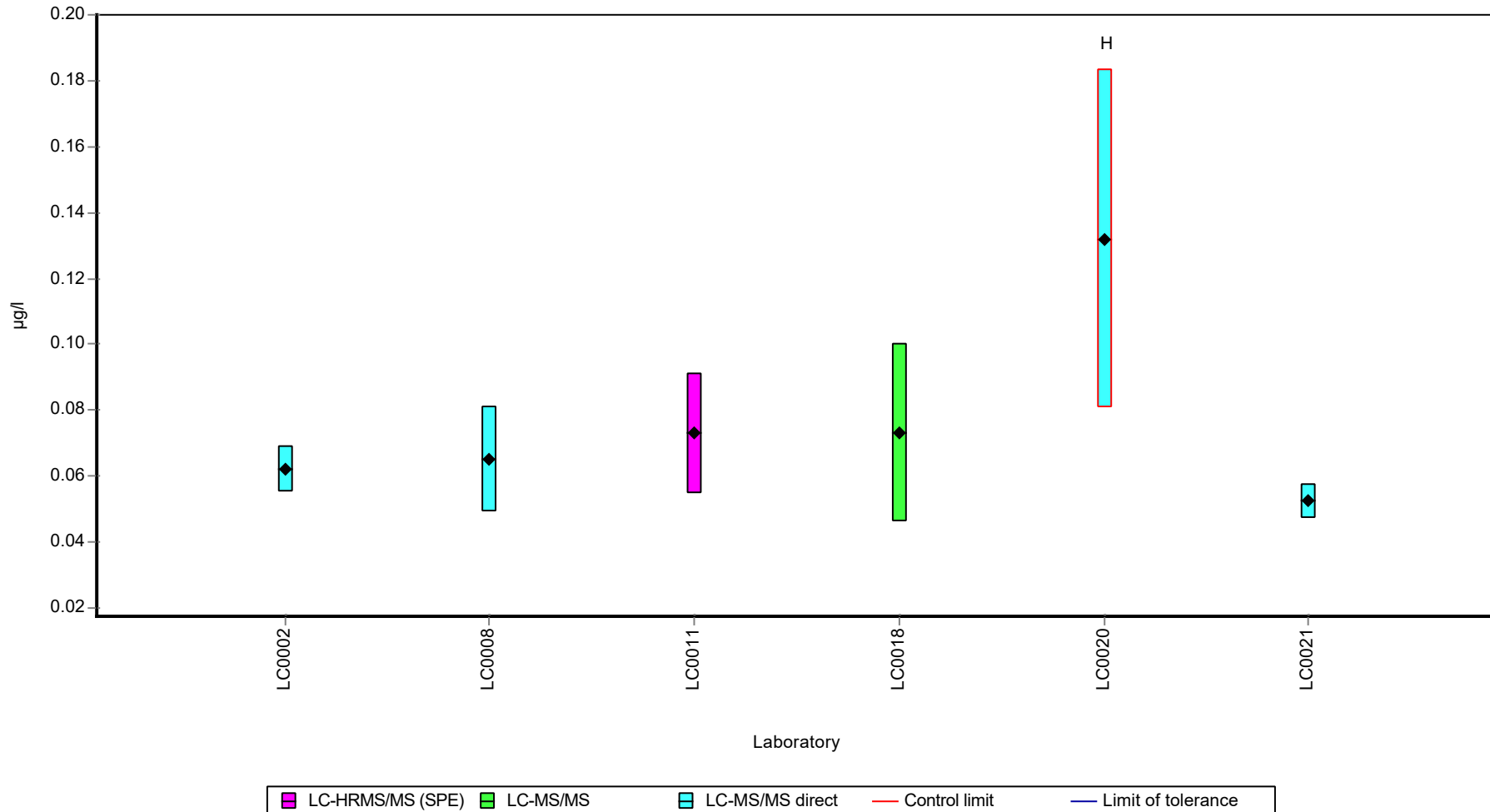
	all results	w ithout outliers	Unit
Mean ± CI (99%)	0.0763 ± 0.0347	-	µg/l
Minimum	0.0525	0.0525	µg/l
Maximum	0.132	0.0731	µg/l
Standard deviation	0.0284	-	µg/l
rel. standard deviation	37.2	-	%
n	6	5	-

Parameter oriented report Pharmaceuticals, Industrial Chemicals and Artificial Sweeteners - AZ11

Sample: AZ11A, Parameter: 10,11-Dihydro-10,11-Dihydroxycarbamazepine

Graphical presentation of results

Results



Parameter oriented report Pharmaceuticals, Industrial Chemicals and Artificial Sweeteners - AZ11

Sample: AZ11B, Parameter: 10,11-Dihydro-10,11-Dihydroxycarbamazepine

Parameter oriented report

AZ11 B

10,11-Dihydro-10,11-Dihydroxycarbamazepine

Unit	µg/l
Assigned value ± U (k=2)	0.681 ± 0.0557
Criterion	0.136 (20 %)
Minimum - Maximum	0.58 - 0.76
Control test value ± U (k=2)	0.642 ± 0.225

Labcode	Result	± U	Recovery [%]	z-score	Comments
LC0001	-	-	-	-	
LC0002	0.58	0.069	85.2	-0.74	
LC0003	-	-	-	-	
LC0004	-	-	-	-	
LC0005	-	-	-	-	
LC0006	-	-	-	-	
LC0007	-	-	-	-	
LC0008	0.65	0.162	95.5	-0.23	
LC0009	-	-	-	-	
LC0010	-	-	-	-	
LC0011	0.6537	0.1634	96	-0.2	
LC0012	-	-	-	-	
LC0013	-	-	-	-	
LC0014	-	-	-	-	
LC0015	-	-	-	-	
LC0016	-	-	-	-	
LC0017	-	-	-	-	
LC0018	0.76	0.28	112	0.58	
LC0019	-	-	-	-	
LC0020	0.689	0.269	101	0.06	
LC0021	0.752	0.0752	110	0.52	

Characteristics of parameter

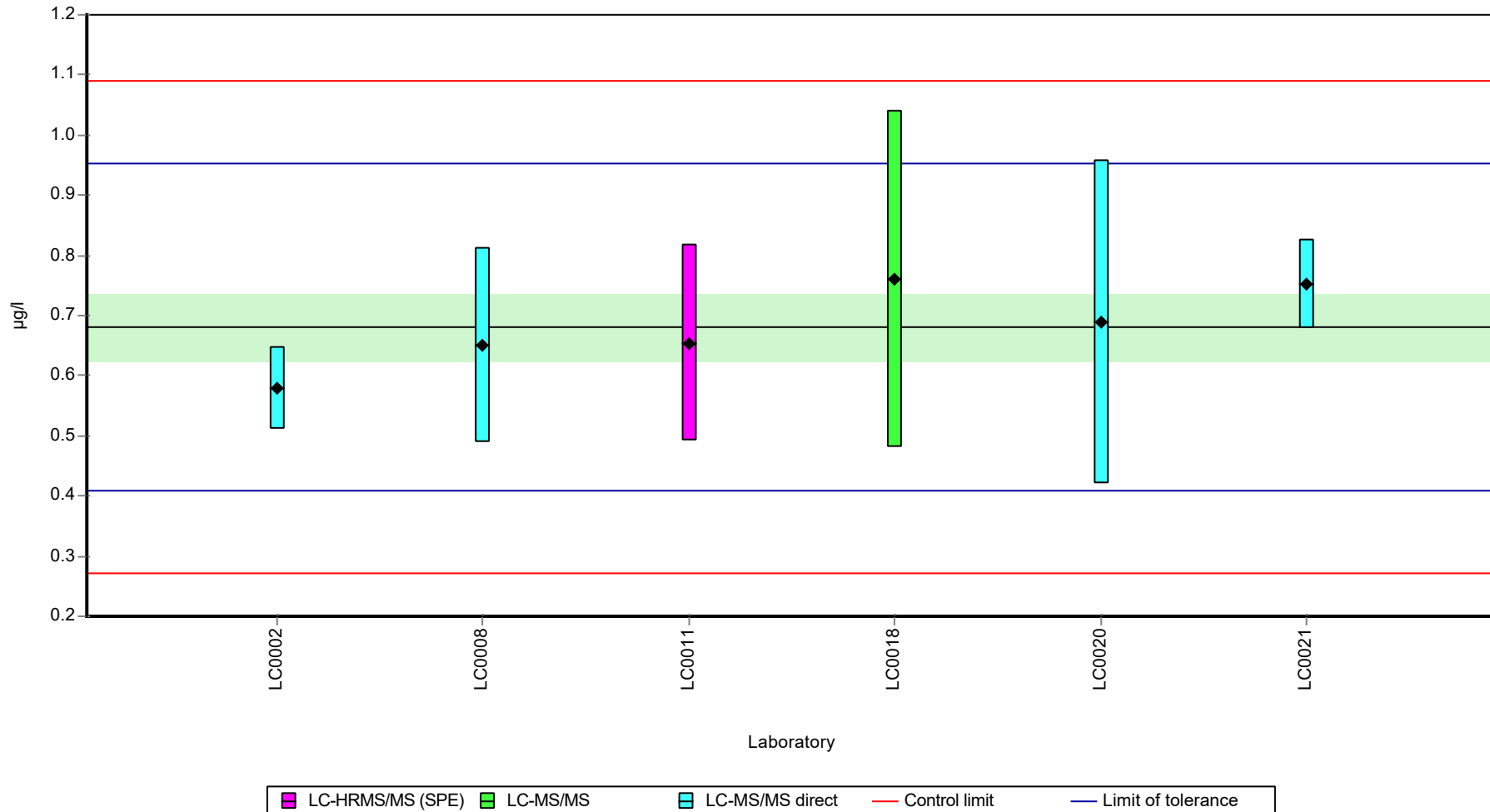
	all results	w ithout outliers	Unit
Mean ± CI (99%)	0.681 ± 0.0835	0.681 ± 0.0835	µg/l
Minimum	0.58	0.58	µg/l
Maximum	0.76	0.76	µg/l
Standard deviation	0.0682	0.0682	µg/l
rel. standard deviation	10	10	%
n	6	6	-

Parameter oriented report Pharmaceuticals, Industrial Chemicals and Artificial Sweeteners - AZ11

Sample: AZ11B, Parameter: 10,11-Dihydro-10,11-Dihydroxycarbamazepine

Graphical presentation of results

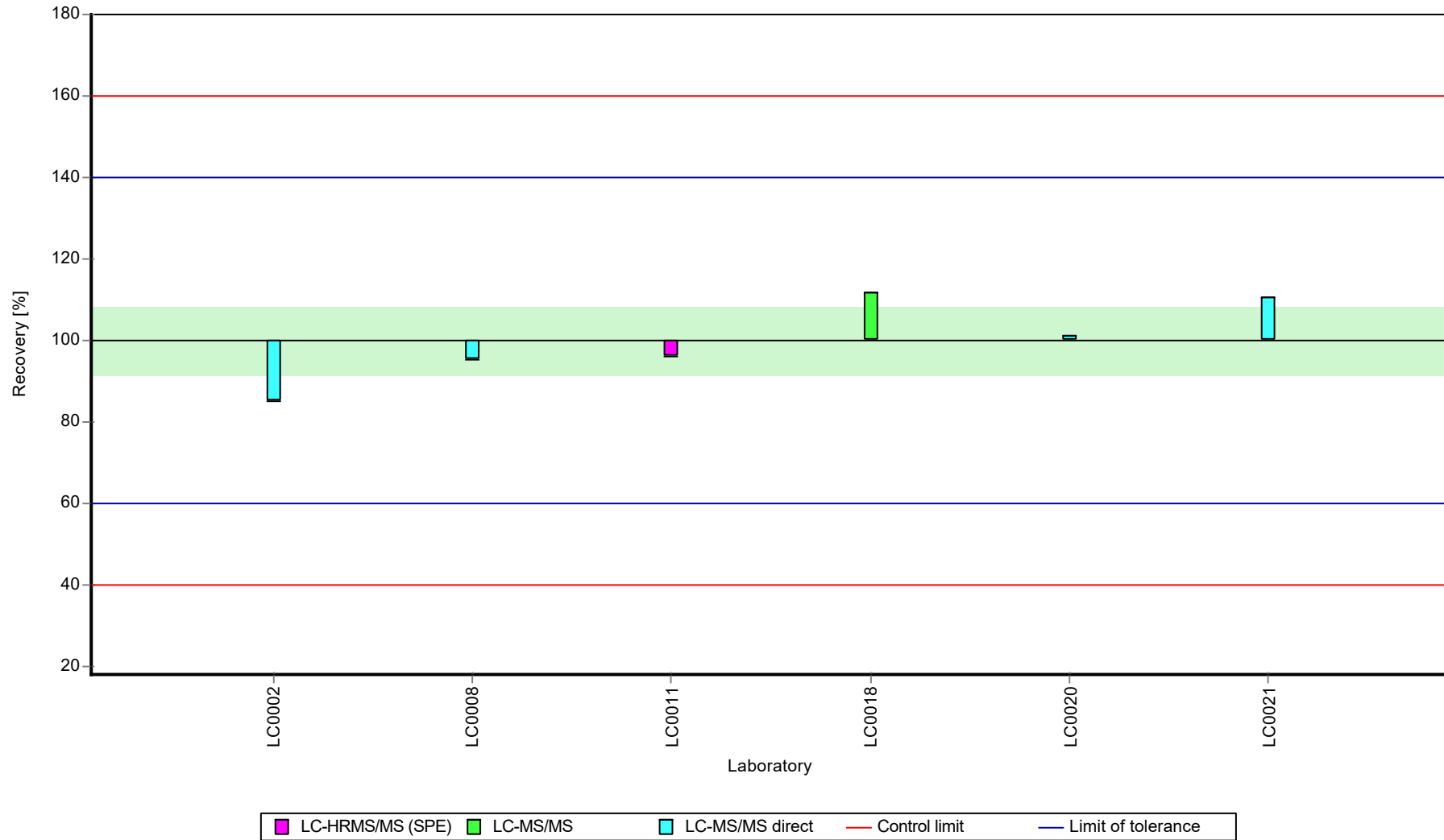
Results



Parameter oriented report Pharmaceuticals, Industrial Chemicals and Artificial Sweeteners - AZ11

Sample: AZ11B, Parameter: 10,11-Dihydro-10,11-Dihydroxycarbamazepine

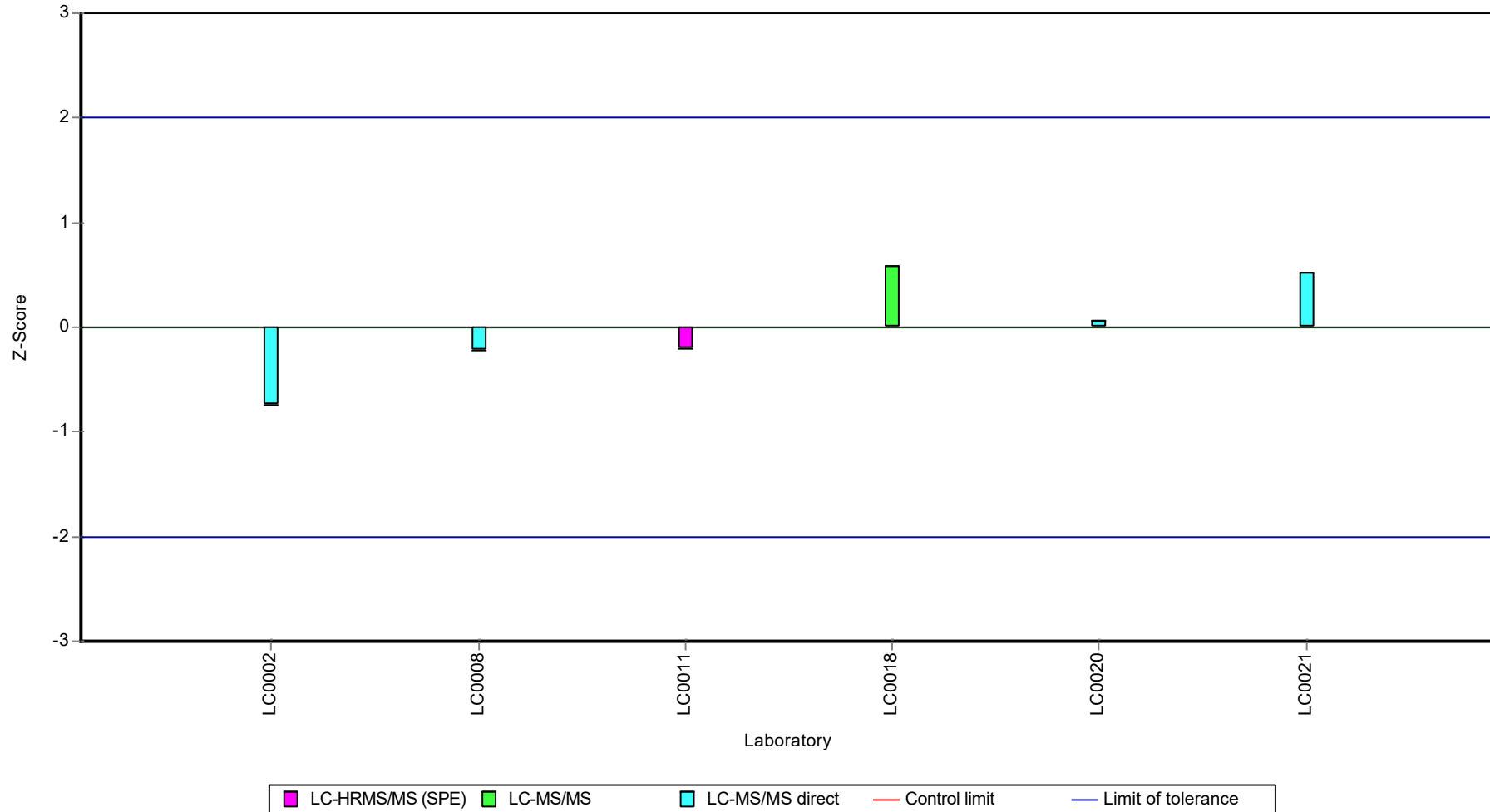
Recovery rate



Parameter oriented report Pharmaceuticals, Industrial Chemicals and Artificial Sweeteners - AZ11

Sample: AZ11B, Parameter: 10,11-Dihydro-10,11-Dihydroxycarbamazepine

Z-score



Parameter oriented report Pharmaceuticals, Industrial
Chemicals and Artificial Sweeteners - AZ11

Sample: AZ11A, Parameter: Acesulfame

Parameter oriented report

AZ11 A

Acesulfame

Unit	µg/l
Assigned value ± U (k=2)	0.307 ± 0.0191
Criterion	0.0522 (17 %)
Minimum - Maximum	0.23 - 0.382
Control test value ± U (k=2)	0.324 ± 0.13

Labcode	Result	± U	Recovery [%]	z-score	Comments
LC0001	0.325	0.1	106	0.34	
LC0002	0.29	0.034	94.5	-0.33	
LC0003	0.43	0.11	140	2.36	H
LC0004	0.296	0.019	96.4	-0.21	
LC0005	0.298	0.0745	97.1	-0.17	
LC0006	0.253	0.04	82.4	-1.04	
LC0007	-	-	-	-	
LC0008	0.315	0.079	103	0.15	
LC0009	-	-	-	-	
LC0010	0.3066	0.0552	99.9	-0.01	
LC0011	0.3447	0.0862	112	0.72	
LC0012	0.344	0.1	112	0.71	
LC0013	0.623	0.093	203	6.05	H
LC0014	0.295	0.088	96.1	-0.23	
LC0015	0.299	0.06	97.4	-0.15	
LC0016	0.276	0.05	89.9	-0.59	
LC0017	0.378	0.03	123	1.36	
LC0018	0.23	0.097	74.9	-1.48	
LC0019	0.29928	0.07482	97.5	-0.15	
LC0020	0.288	0.023	93.8	-0.36	
LC0021	0.382	0.0382	124	1.44	

Characteristics of parameter

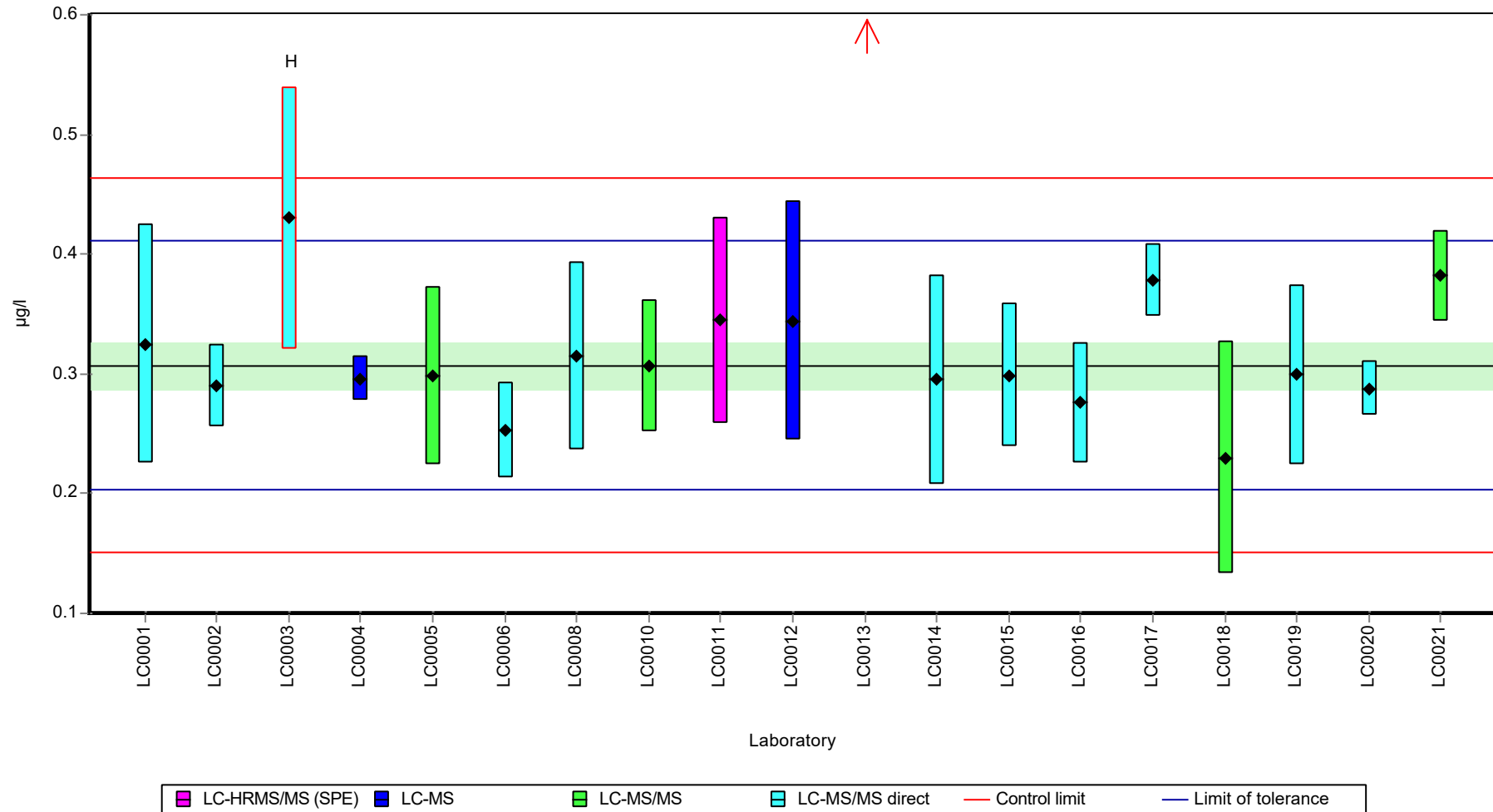
	all results	w ithout outliers	Unit
Mean ± CI (99%)	0.33 ± 0.0584	0.307 ± 0.0286	µg/l
Minimum	0.23	0.23	µg/l
Maximum	0.623	0.382	µg/l
Standard deviation	0.0848	0.0393	µg/l
rel. standard deviation	25.7	12.8	%
n	19	17	-

Parameter oriented report Pharmaceuticals, Industrial Chemicals and Artificial Sweeteners - AZ11

Sample: AZ11A, Parameter: Acesulfame

Graphical presentation of results

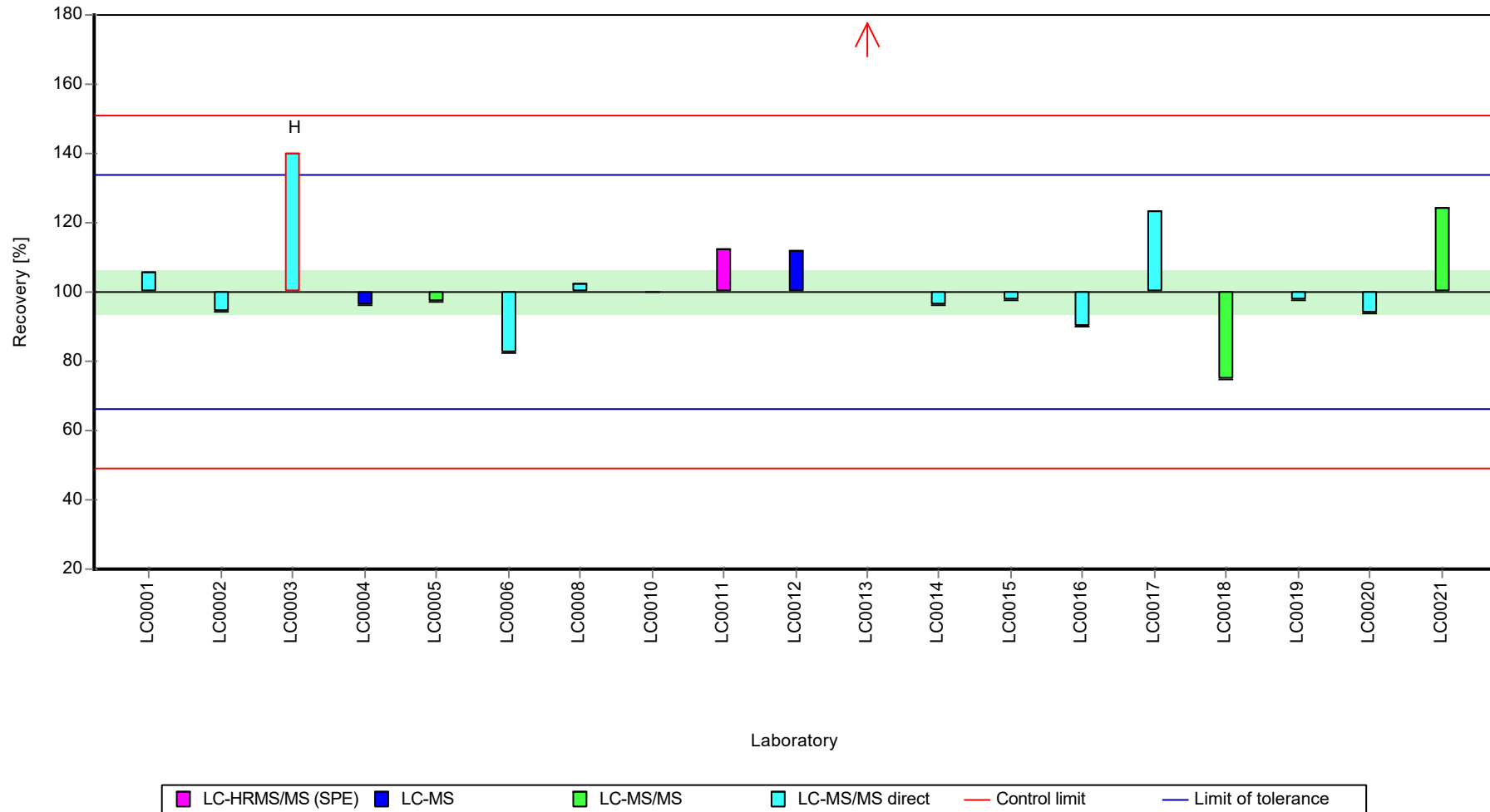
Results



Parameter oriented report Pharmaceuticals, Industrial Chemicals and Artificial Sweeteners - AZ11

Sample: AZ11A, Parameter: Acesulfame

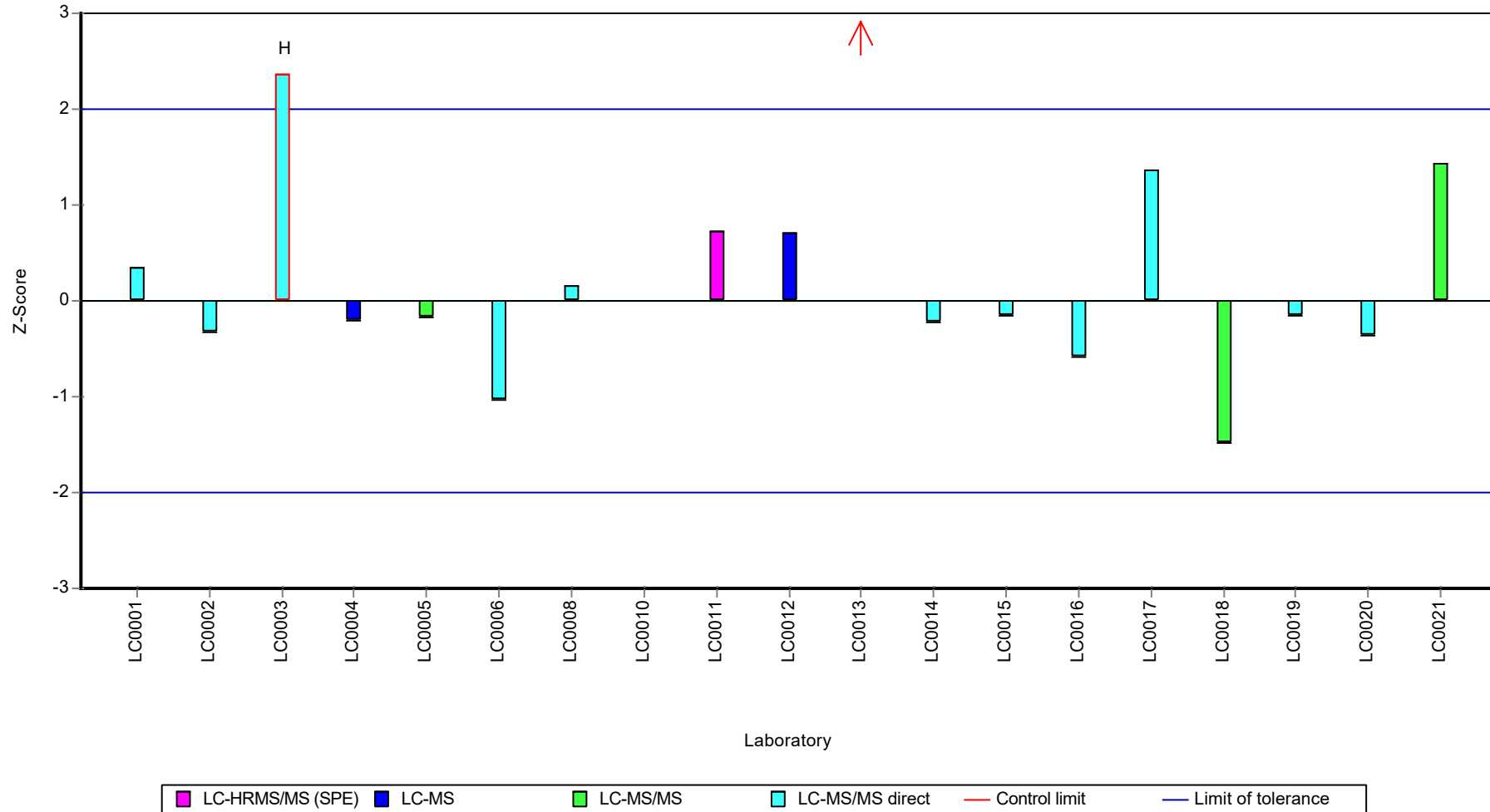
Recovery rate



Parameter oriented report Pharmaceuticals, Industrial Chemicals and Artificial Sweeteners - AZ11

Sample: AZ11A, Parameter: Acesulfame

Z-score



Parameter oriented report Pharmaceuticals, Industrial
Chemicals and Artificial Sweeteners - AZ11

Sample: AZ11B, Parameter: Acesulfame

Parameter oriented report

AZ11 B

Acesulfame

Unit	µg/l
Assigned value ± U (k=2)	1.75 ± 0.154
Criterion	0.298 (17 %)
Minimum - Maximum	1.2 - 2.41
Control test value ± U (k=2)	1.82 ± 0.73

Labcode	Result	± U	Recovery [%]	z-score	Comments
LC0001	2.8	0.84	160	3.51	H
LC0002	1.6	0.189	91.2	-0.51	
LC0003	2.52	0.63	144	2.57	H
LC0004	1.76	0.114	100	0.02	
LC0005	1.643	0.41075	93.7	-0.37	
LC0006	1.4	0.22	79.8	-1.19	
LC0007	-	-	-	-	
LC0008	1.89	0.47	108	0.46	
LC0009	-	-	-	-	
LC0010	1.6804	0.3025	95.8	-0.25	
LC0011	1.846	0.4615	105	0.31	
LC0012	1.84	0.52	105	0.29	
LC0013	2.408	0.361	137	2.2	
LC0014	1.664	0.499	94.9	-0.3	
LC0015	1.645	0.329	93.8	-0.36	
LC0016	1.489	0.268	84.9	-0.89	
LC0017	2.04	0.16	116	0.96	
LC0018	1.2	0.5	68.4	-1.86	
LC0019	-	-	-	-	
LC0020	1.65	0.132	94.1	-0.35	
LC0021	2.3	0.23	131	1.83	

Characteristics of parameter

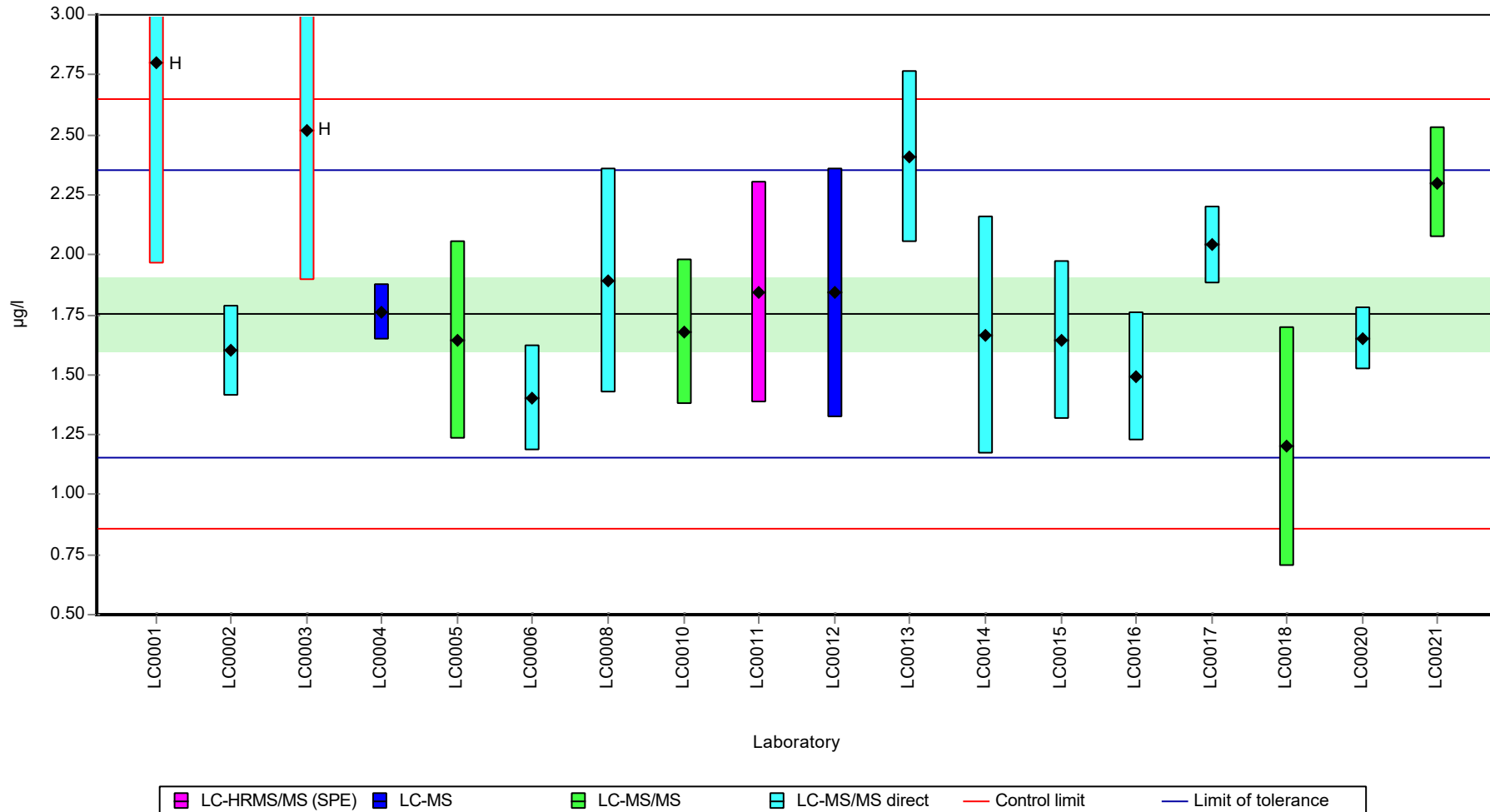
	all results	w ithout outliers	Unit
Mean ± CI (99%)	1.85 ± 0.293	1.75 ± 0.23	µg/l
Minimum	1.2	1.2	µg/l
Maximum	2.8	2.41	µg/l
Standard deviation	0.414	0.307	µg/l
rel. standard deviation	22.3	17.5	%
n	18	16	-

Parameter oriented report Pharmaceuticals, Industrial Chemicals and Artificial Sweeteners - AZ11

Sample: AZ11B, Parameter: Acesulfame

Graphical presentation of results

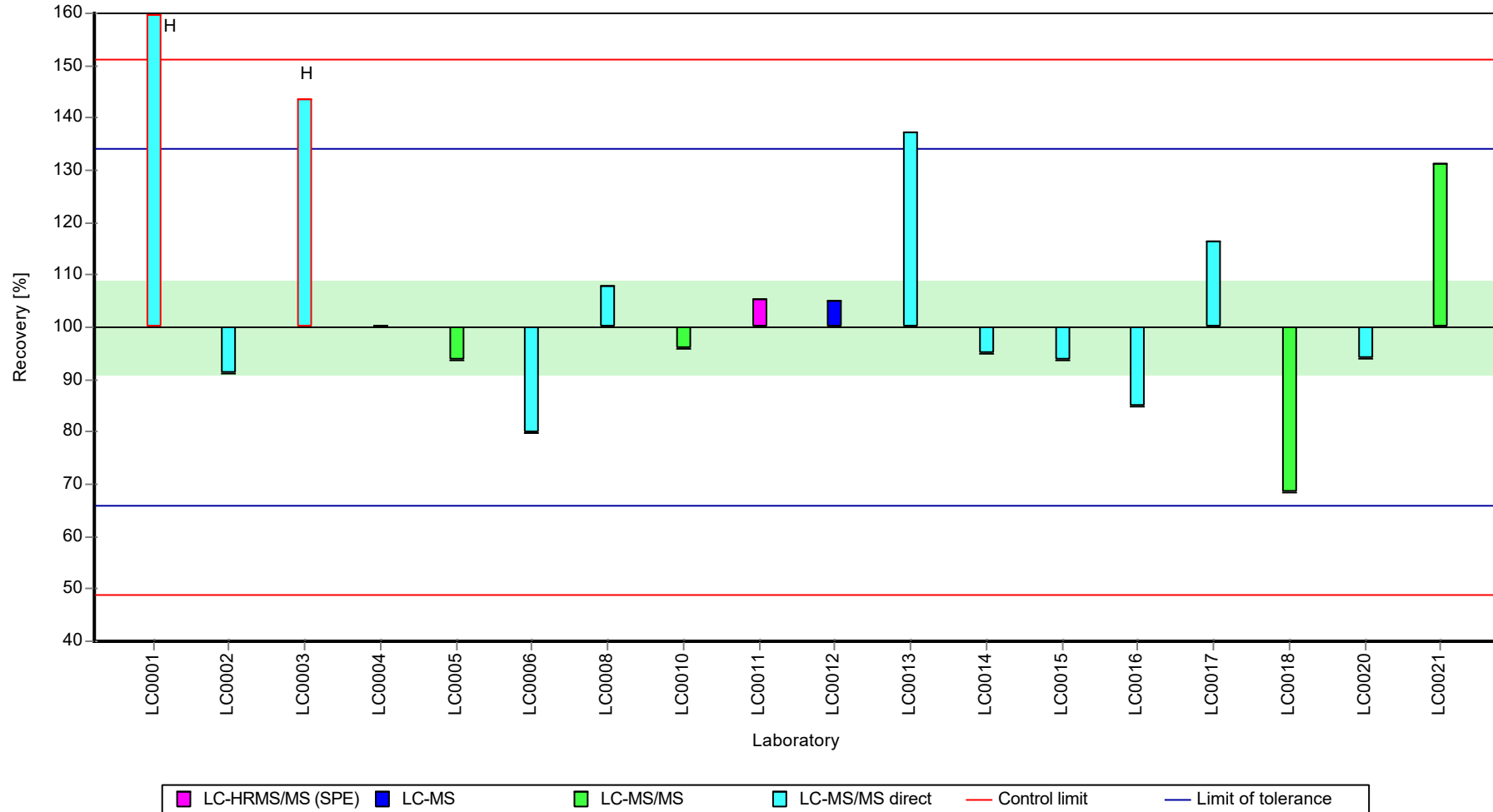
Results



Parameter oriented report Pharmaceuticals, Industrial Chemicals and Artificial Sweeteners - AZ11

Sample: AZ11B, Parameter: Acesulfame

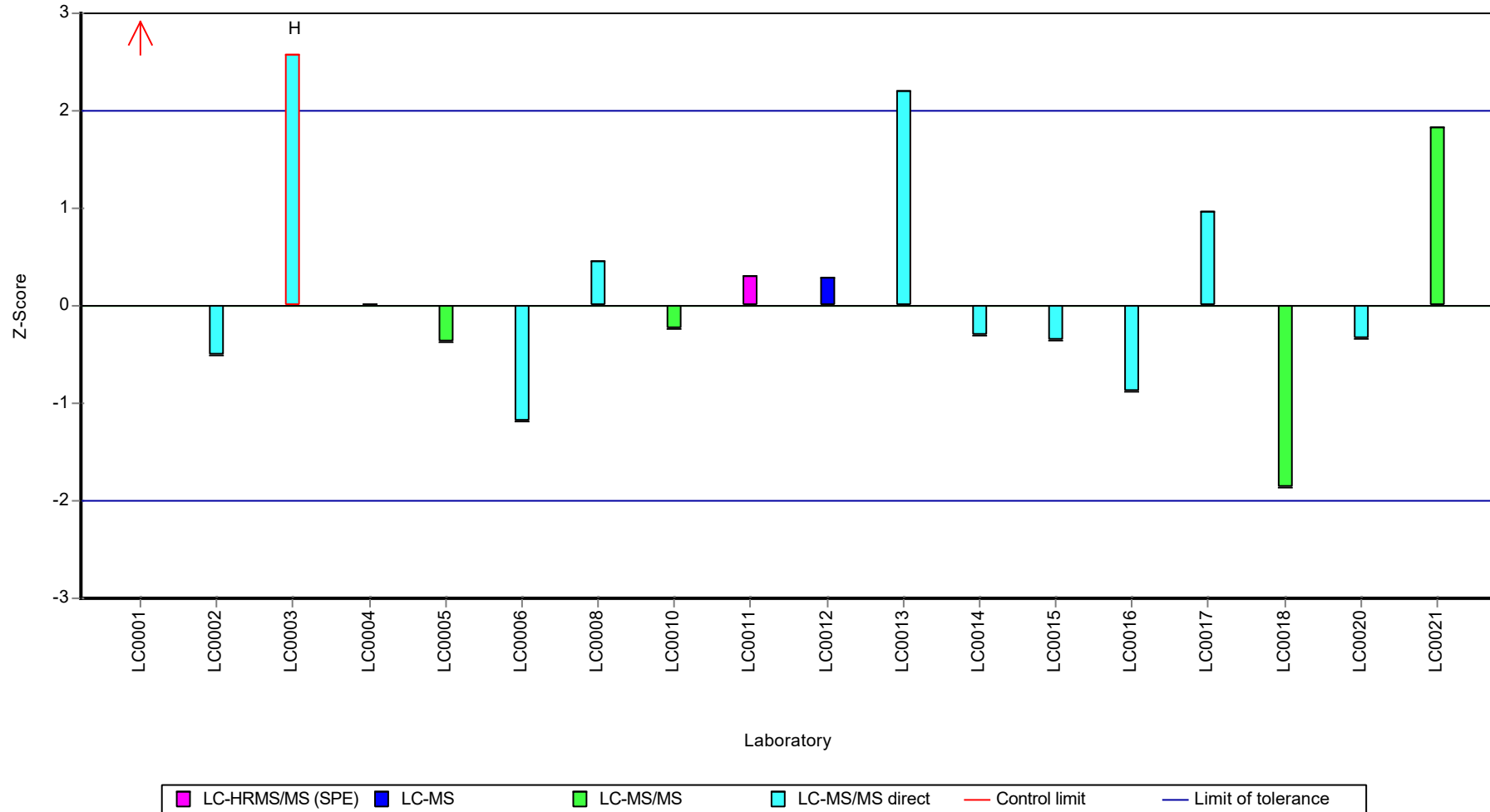
Recovery rate



Parameter oriented report Pharmaceuticals, Industrial Chemicals and Artificial Sweeteners - AZ11

Sample: AZ11B, Parameter: Acesulfame

Z-score



Parameter oriented report Pharmaceuticals, Industrial
Chemicals and Artificial Sweeteners - AZ11

Sample: AZ11A, Parameter: Amidotrizoic acid

Parameter oriented report

AZ11 A

Amidotrizoic acid

Unit	µg/l
Assigned value ± U (k=2)	0.0426 ± 0.00378
Criterion	0.00851 (20 %)
Minimum - Maximum	0.028 - 0.055
Control test value ± U (k=2)	0.0463 ± 0.0232

Labcode	Result	± U	Recovery [%]	z-score	Comments
LC0001	0.046	0.014	108	0.4	
LC0002	< 0.05 (LOQ)	-	-	-	
LC0003	-	-	-	-	
LC0004	< 0.05 (LOQ)	-	-	-	
LC0005	0.04	0.01	94	-0.3	
LC0006	-	-	-	-	
LC0007	-	-	-	-	
LC0008	0.046	0.012	108	0.4	
LC0009	< 0.05 (LOQ)	-	-	-	
LC0010	0.0406	0.011	95.4	-0.23	
LC0011	0.0484	0.0121	114	0.69	
LC0012	0.028	0.017	65.8	-1.71	
LC0013	0.055	0.008	129	1.46	
LC0014	0.041	0.012	96.3	-0.18	
LC0015	-	-	-	-	
LC0016	0.038	0.007	89.3	-0.54	
LC0017	0.0425	0.0051	99.9	-0.01	
LC0018	0.064	0.022	150	2.52	H
LC0019	-	-	-	-	
LC0020	0.04	0.0123	94	-0.3	
LC0021	0.0452	0.00452	106	0.31	

Characteristics of parameter

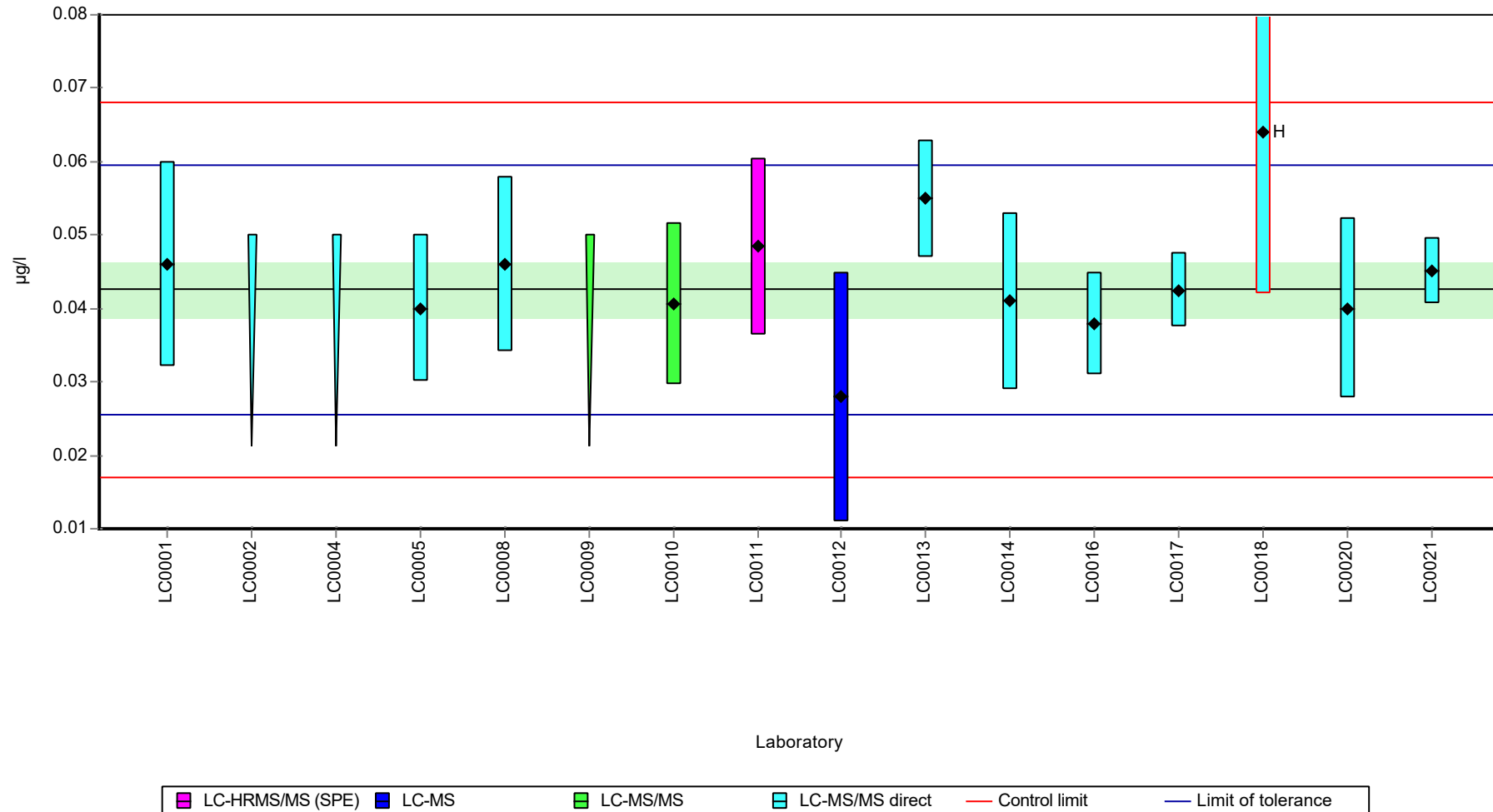
	all results	w ithout outliers	Unit
Mean ± CI (99%)	0.0442 ± 0.00719	0.0426 ± 0.00567	µg/l
Minimum	0.028	0.028	µg/l
Maximum	0.064	0.055	µg/l
Standard deviation	0.00864	0.00655	µg/l
rel. standard deviation	19.5	15.4	%
n	13	12	-

Parameter oriented report Pharmaceuticals, Industrial Chemicals and Artificial Sweeteners - AZ11

Sample: AZ11A, Parameter: Amidotrizoic acid

Graphical presentation of results

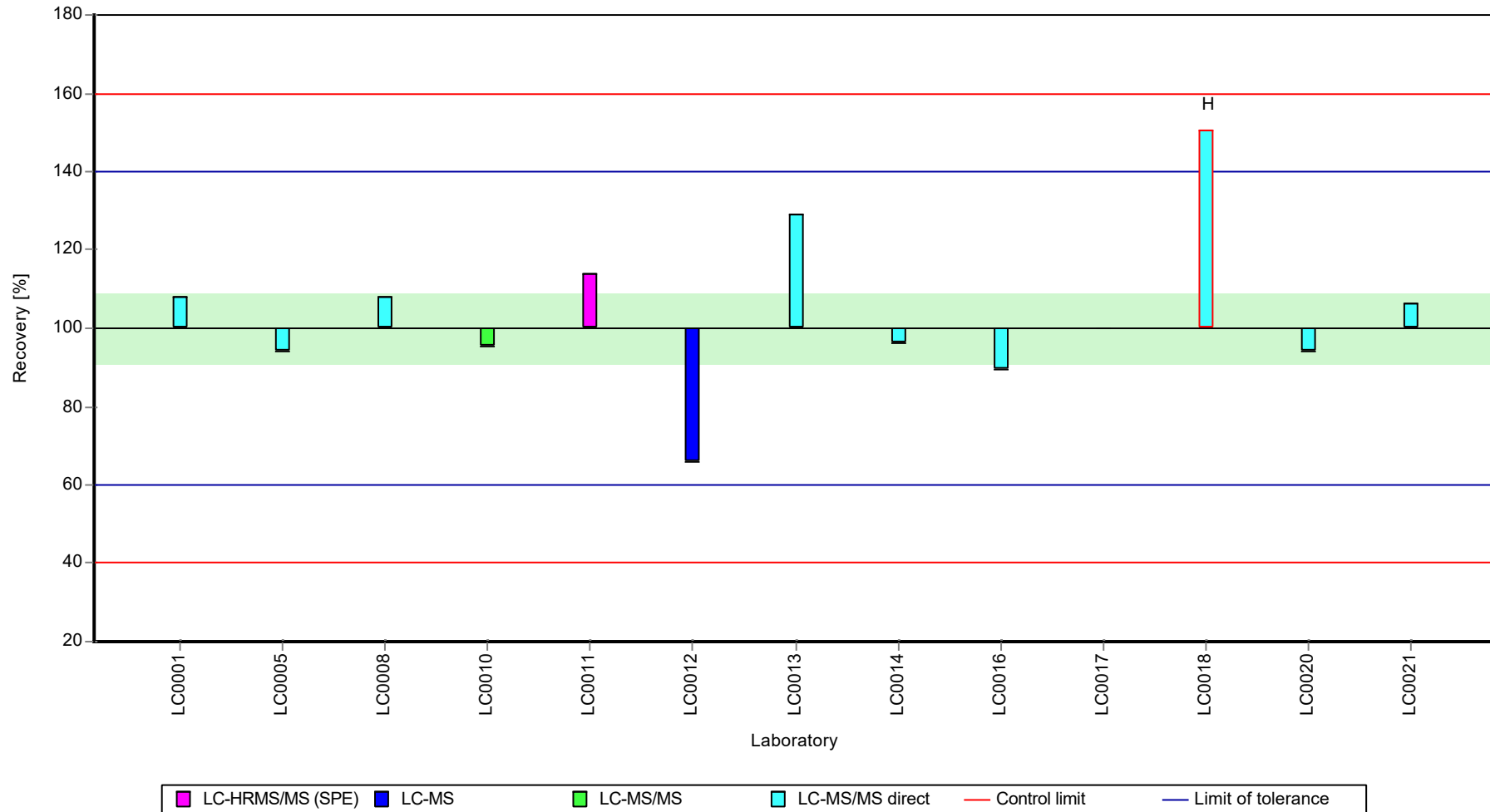
Results



Parameter oriented report Pharmaceuticals, Industrial Chemicals and Artificial Sweeteners - AZ11

Sample: AZ11A, Parameter: Amidotrizoic acid

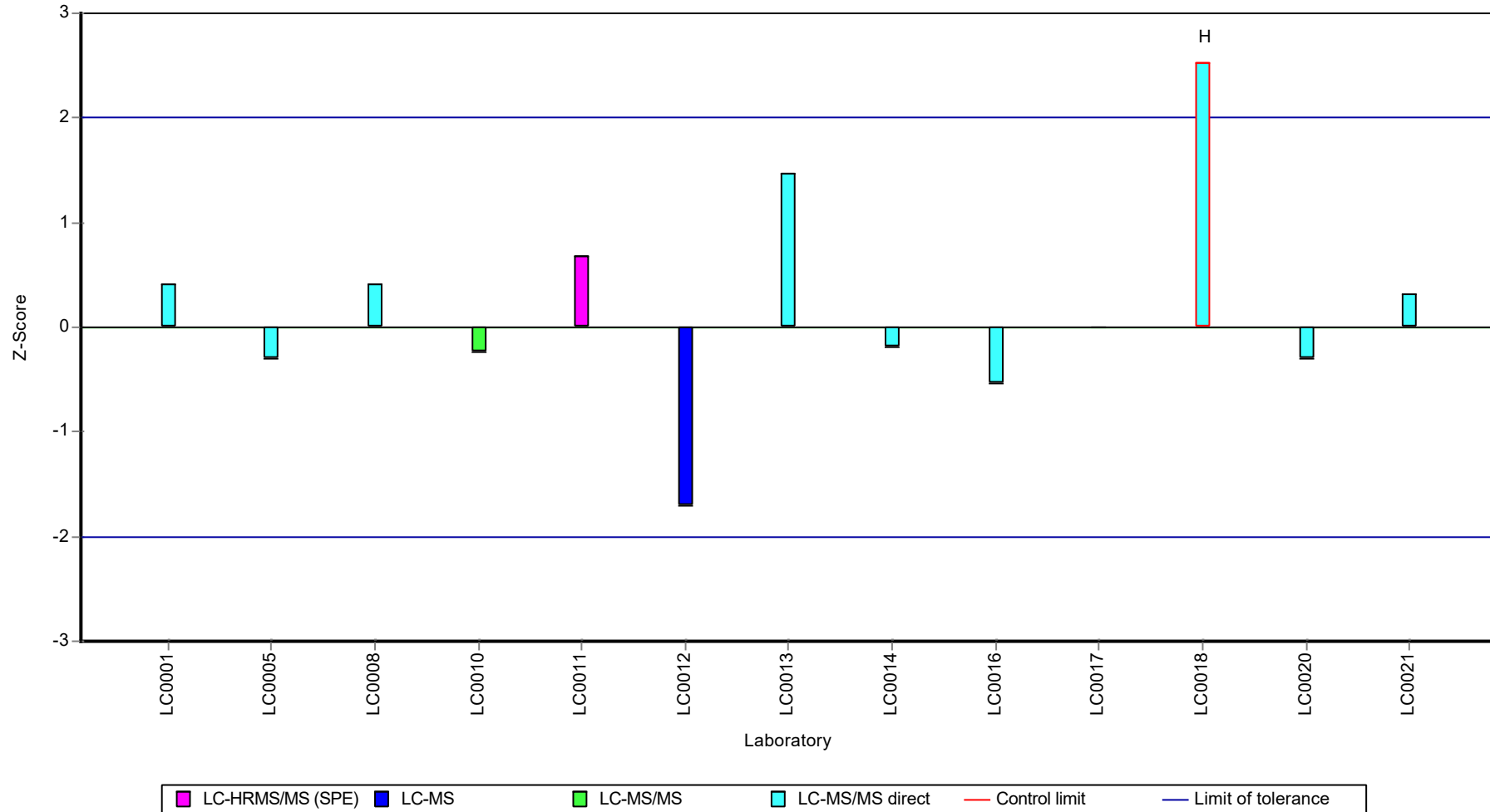
Recovery rate



Parameter oriented report Pharmaceuticals, Industrial Chemicals and Artificial Sweeteners - AZ11

Sample: AZ11A, Parameter: Amidotrizoic acid

Z-score



Parameter oriented report Pharmaceuticals, Industrial Chemicals and Artificial Sweeteners - AZ11

Sample: AZ11B, Parameter: Amidotrizoic acid

Parameter oriented report

AZ11 B

Amidotrizoic acid

Unit	µg/l
Assigned value ± U (k=2)	0.657 ± 0.0323
Criterion	0.131 (20 %)
Minimum - Maximum	0.562 - 0.786
Control test value ± U (k=2)	0.778 ± 0.389

Labcode	Result	± U	Recovery [%]	z-score	Comments
LC0001	-	-	-	-	
LC0002	0.66	0.086	100	0.02	
LC0003	-	-	-	-	
LC0004	0.574	0.106	87.4	-0.63	
LC0005	0.613	0.15325	93.3	-0.33	
LC0006	-	-	-	-	
LC0007	-	-	-	-	
LC0008	0.65	0.162	99	-0.05	
LC0009	0.6271	0.1423	95.5	-0.23	
LC0010	0.6798	0.1835	104	0.18	
LC0011	0.7861	0.1965	120	0.98	
LC0012	-	-	-	-	
LC0013	0.742	0.111	113	0.65	
LC0014	0.677	0.203	103	0.15	
LC0015	-	-	-	-	
LC0016	0.622	0.112	94.7	-0.26	
LC0017	0.67	0.08	102	0.1	
LC0018	0.7	0.24	107	0.33	
LC0019	-	-	-	-	
LC0020	0.562	0.174	85.6	-0.72	
LC0021	0.632	0.0632	96.2	-0.19	

Characteristics of parameter

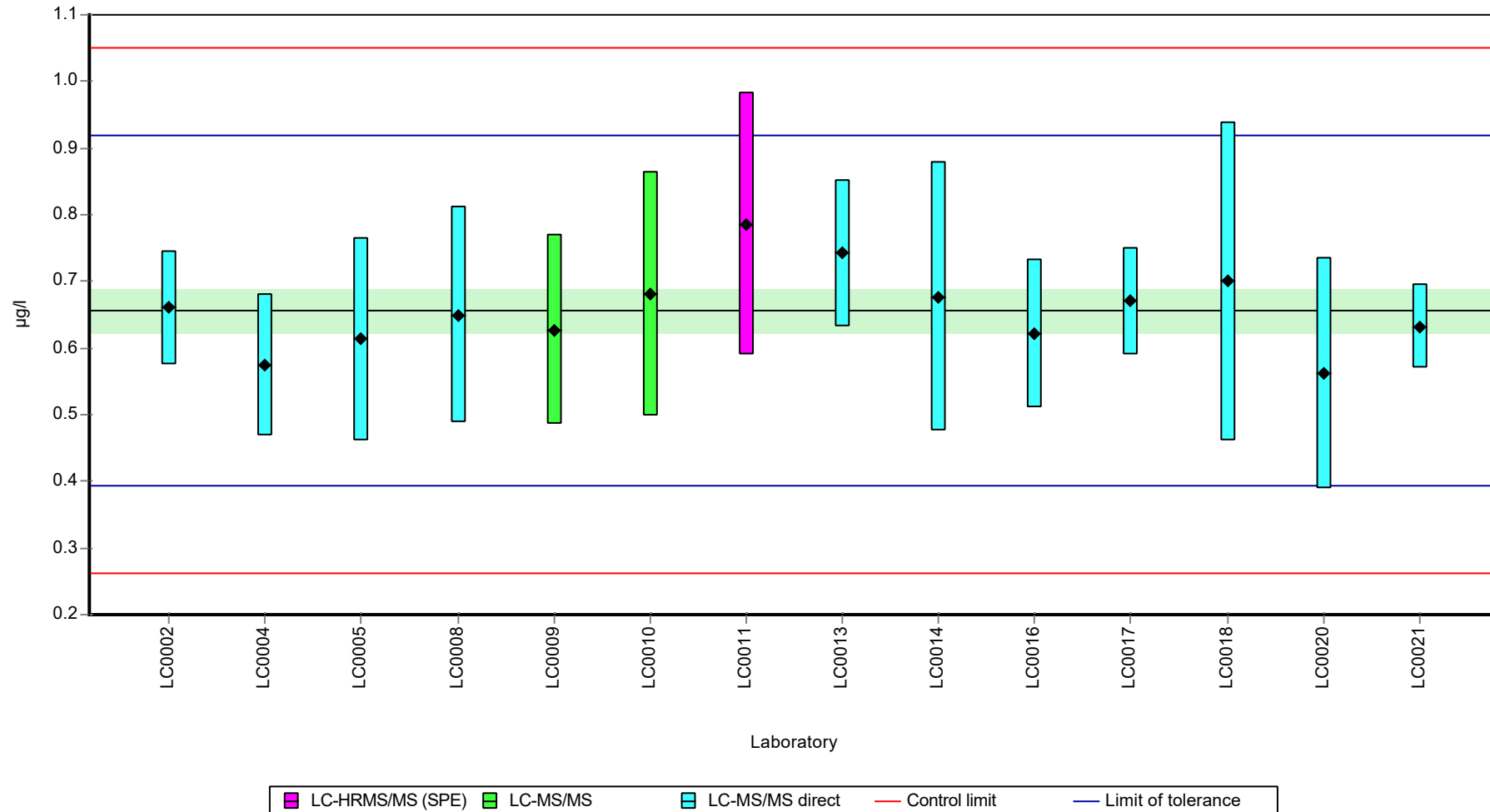
	all results	w ithout outliers	Unit
Mean ± CI (99%)	0.657 ± 0.0485	0.657 ± 0.0485	µg/l
Minimum	0.562	0.562	µg/l
Maximum	0.786	0.786	µg/l
Standard deviation	0.0604	0.0604	µg/l
rel. standard deviation	9.2	9.2	%
n	14	14	-

Parameter oriented report Pharmaceuticals, Industrial Chemicals and Artificial Sweeteners - AZ11

Sample: AZ11B, Parameter: Amidotrizoic acid

Graphical presentation of results

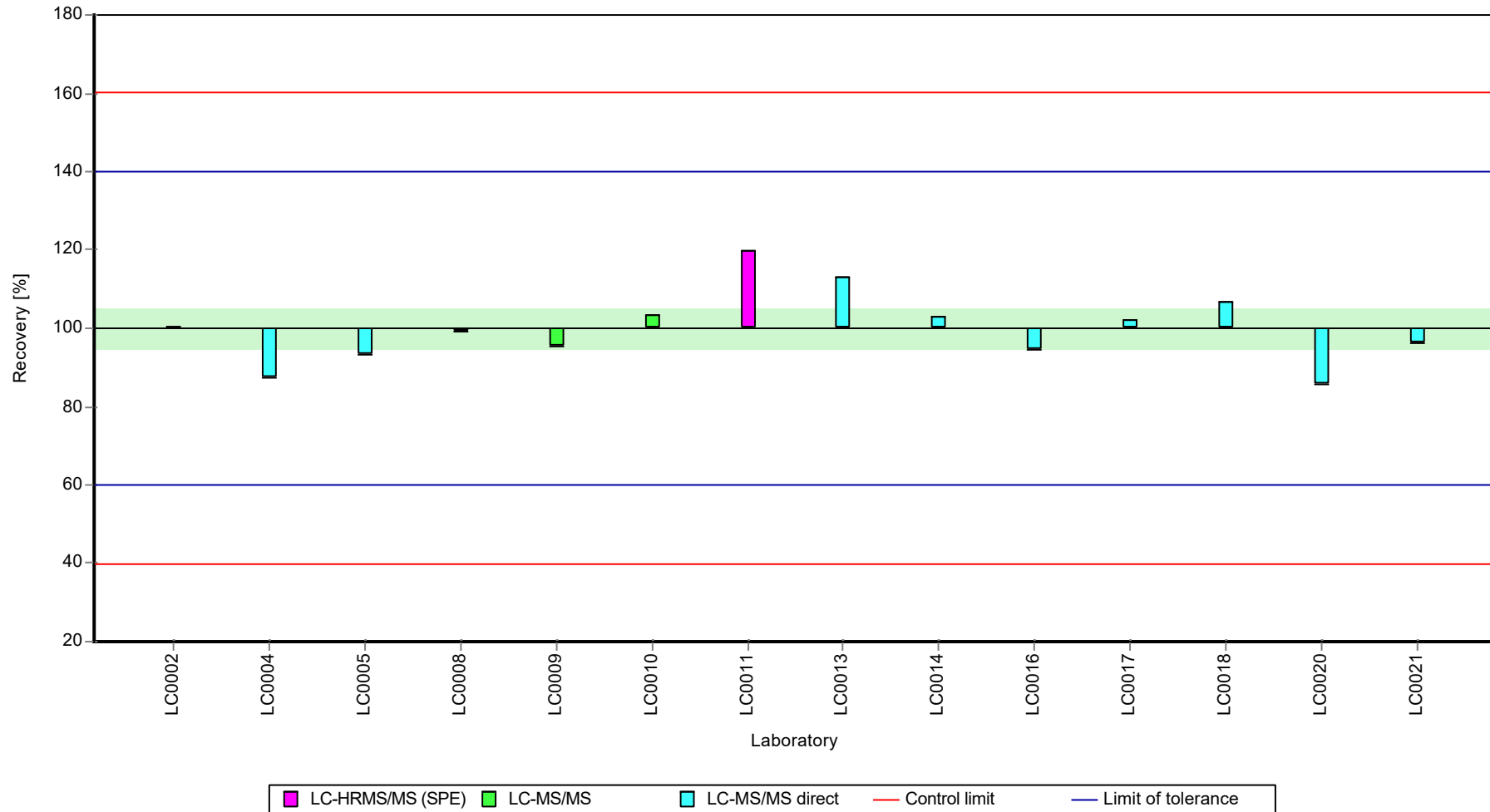
Results



Parameter oriented report Pharmaceuticals, Industrial Chemicals and Artificial Sweeteners - AZ11

Sample: AZ11B, Parameter: Amidotrizoic acid

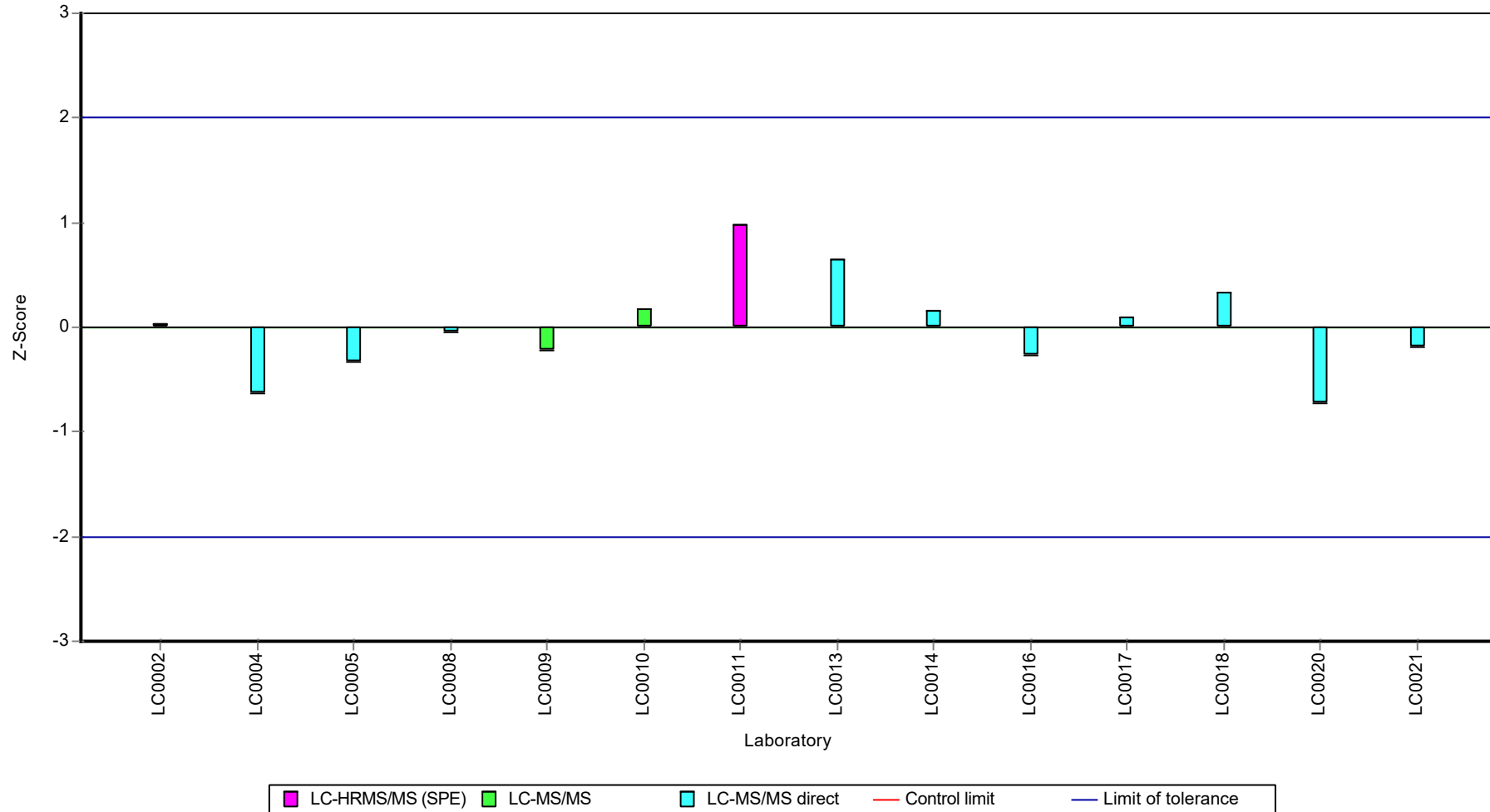
Recovery rate



Parameter oriented report Pharmaceuticals, Industrial Chemicals and Artificial Sweeteners - AZ11

Sample: AZ11B, Parameter: Amidotrizoic acid

Z-score



Parameter oriented report Pharmaceuticals, Industrial
Chemicals and Artificial Sweeteners - AZ11

Sample: AZ11A, Parameter: Atenolol

Parameter oriented report

AZ11 A

Atenolol

Unit	µg/l
Assigned value ± U (k=2)	0.382 ± 0.0189
Criterion	0.0764 (20 %)
Minimum - Maximum	0.321 - 0.436
Control test value ± U (k=2)	0.439 ± 0.132

Labcode	Result	± U	Recovery [%]	z-score	Comments
LC0001	0.38	0.11	99.5	-0.02	
LC0002	0.38	0.024	99.5	-0.02	
LC0003	-	-	-	-	
LC0004	0.367	0.029	96.1	-0.19	
LC0005	-	-	-	-	
LC0006	-	-	-	-	
LC0007	0.506	0.094	133	1.63	H
LC0008	0.321	0.08	84.1	-0.8	
LC0009	-	-	-	-	
LC0010	-	-	-	-	
LC0011	0.3412	0.0853	89.4	-0.53	
LC0012	-	-	-	-	
LC0013	0.388	0.058	102	0.08	
LC0014	-	-	-	-	
LC0015	0.398	0.08	104	0.21	
LC0016	0.409	0.074	107	0.36	
LC0017	-	-	-	-	
LC0018	0.29	0.17	76	-1.2	H
LC0019	0.38159	0.0954	99.9	0.00	
LC0020	0.436	0.0741	114	0.71	
LC0021	0.398	0.0398	104	0.21	

Characteristics of parameter

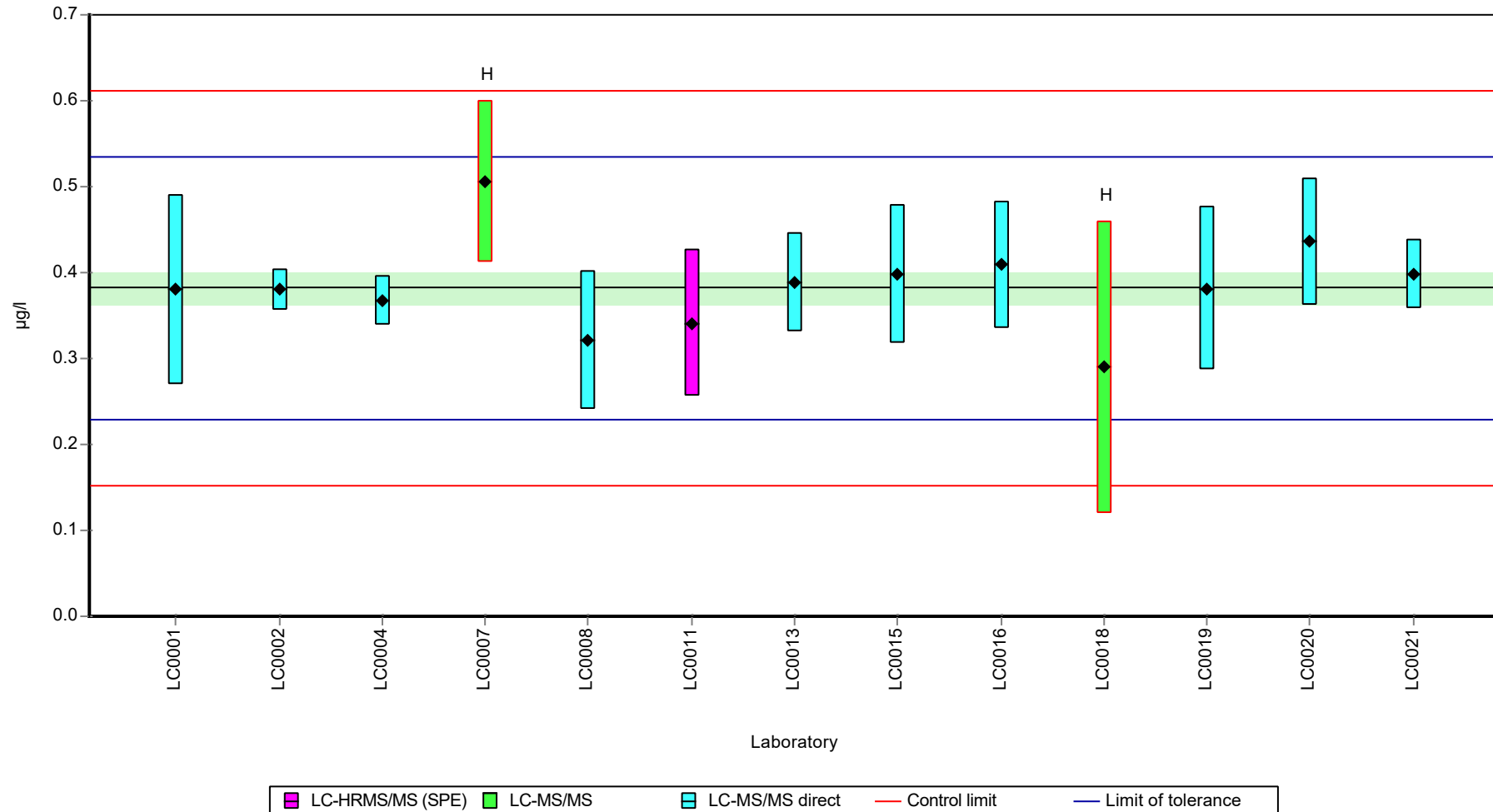
	all results	w ithout outliers	Unit
Mean ± CI (99%)	0.384 ± 0.044	0.382 ± 0.0283	µg/l
Minimum	0.29	0.321	µg/l
Maximum	0.506	0.436	µg/l
Standard deviation	0.0529	0.0313	µg/l
rel. standard deviation	13.8	8.2	%
n	13	11	-

Parameter oriented report Pharmaceuticals, Industrial Chemicals and Artificial Sweeteners - AZ11

Sample: AZ11A, Parameter: Atenolol

Graphical presentation of results

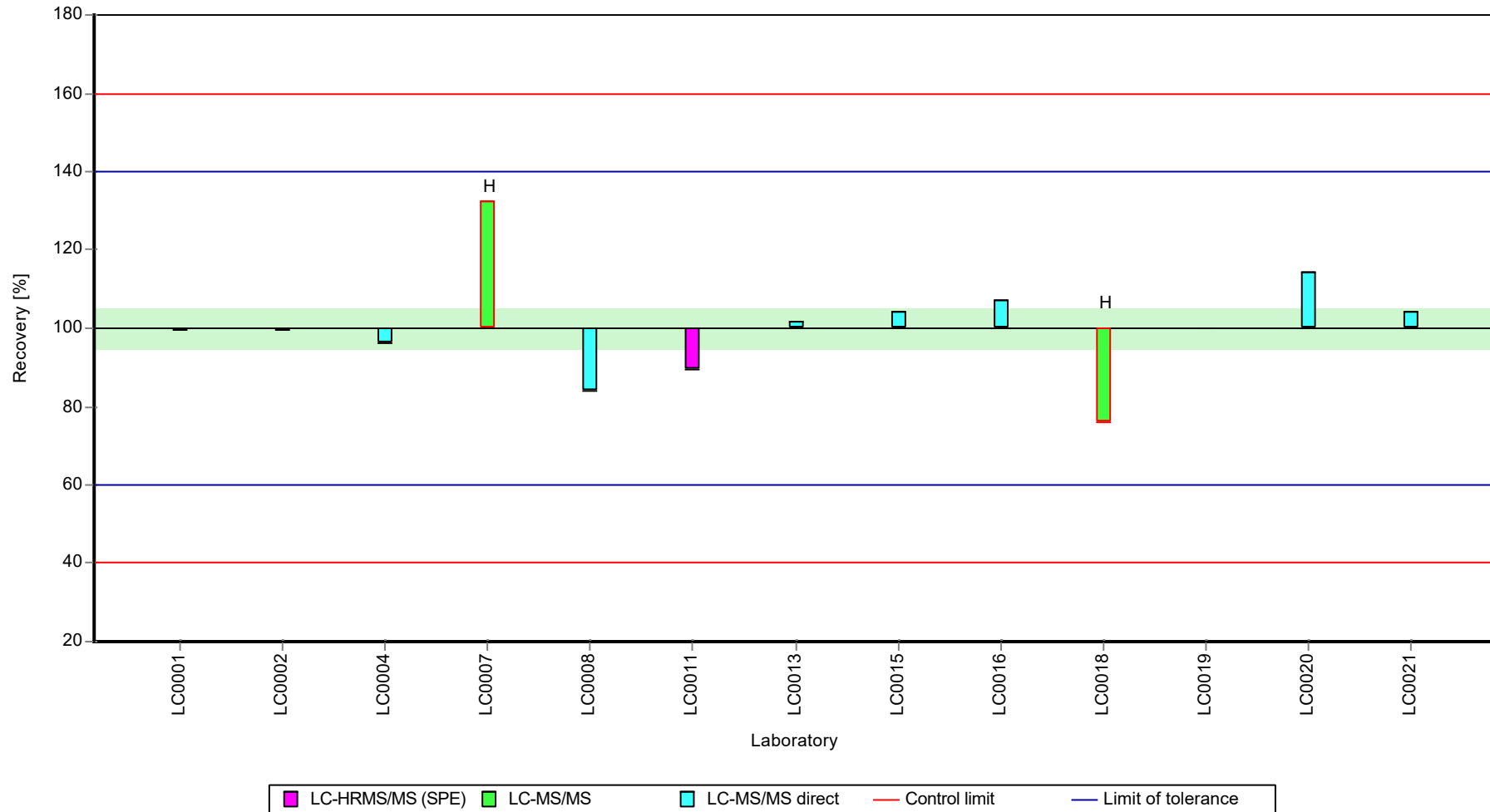
Results



Parameter oriented report Pharmaceuticals, Industrial Chemicals and Artificial Sweeteners - AZ11

Sample: AZ11A, Parameter: Atenolol

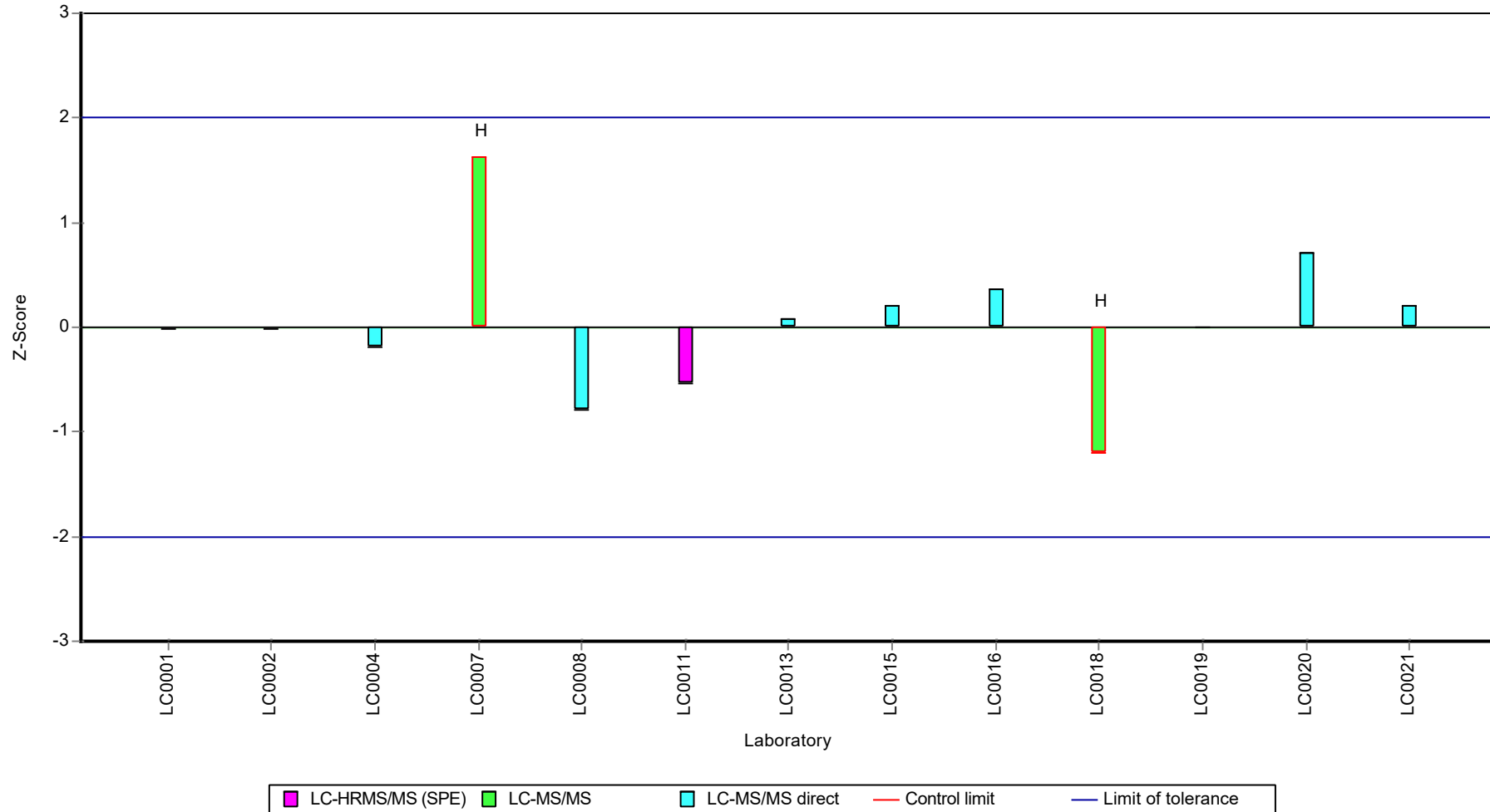
Recovery rate



Parameter oriented report Pharmaceuticals, Industrial Chemicals and Artificial Sweeteners - AZ11

Sample: AZ11A, Parameter: Atenolol

Z-score



Parameter oriented report Pharmaceuticals, Industrial
Chemicals and Artificial Sweeteners - AZ11

Sample: AZ11B, Parameter: Atenolol

Parameter oriented report

AZ11 B

Atenolol

Unit	µg/l
Assigned value ± U (k=2)	0.234 ± 0.0321
Criterion	0.0467 (20 %)
Minimum - Maximum	0.134 - 0.344
Control test value ± U (k=2)	0.187 ± 0.056

Labcode	Result	± U	Recovery [%]	z-score	Comments
LC0001	0.24	0.072	103	0.13	
LC0002	0.23	0.014	98.4	-0.08	
LC0003	-	-	-	-	
LC0004	0.234	0.019	100	0.01	
LC0005	-	-	-	-	
LC0006	-	-	-	-	
LC0007	0.163	0.031	69.7	-1.51	
LC0008	0.134	0.034	57.3	-2.13	
LC0009	-	-	-	-	
LC0010	-	-	-	-	
LC0011	0.3	0.075	128	1.42	
LC0012	-	-	-	-	
LC0013	0.266	0.04	114	0.69	
LC0014	-	-	-	-	
LC0015	0.344	0.069	147	2.36	
LC0016	0.239	0.043	102	0.11	
LC0017	-	-	-	-	
LC0018	0.15	0.086	64.2	-1.79	
LC0019	0.24925	0.06231	107	0.33	
LC0020	0.251	0.0427	107	0.37	
LC0021	0.238	0.0238	102	0.09	

Characteristics of parameter

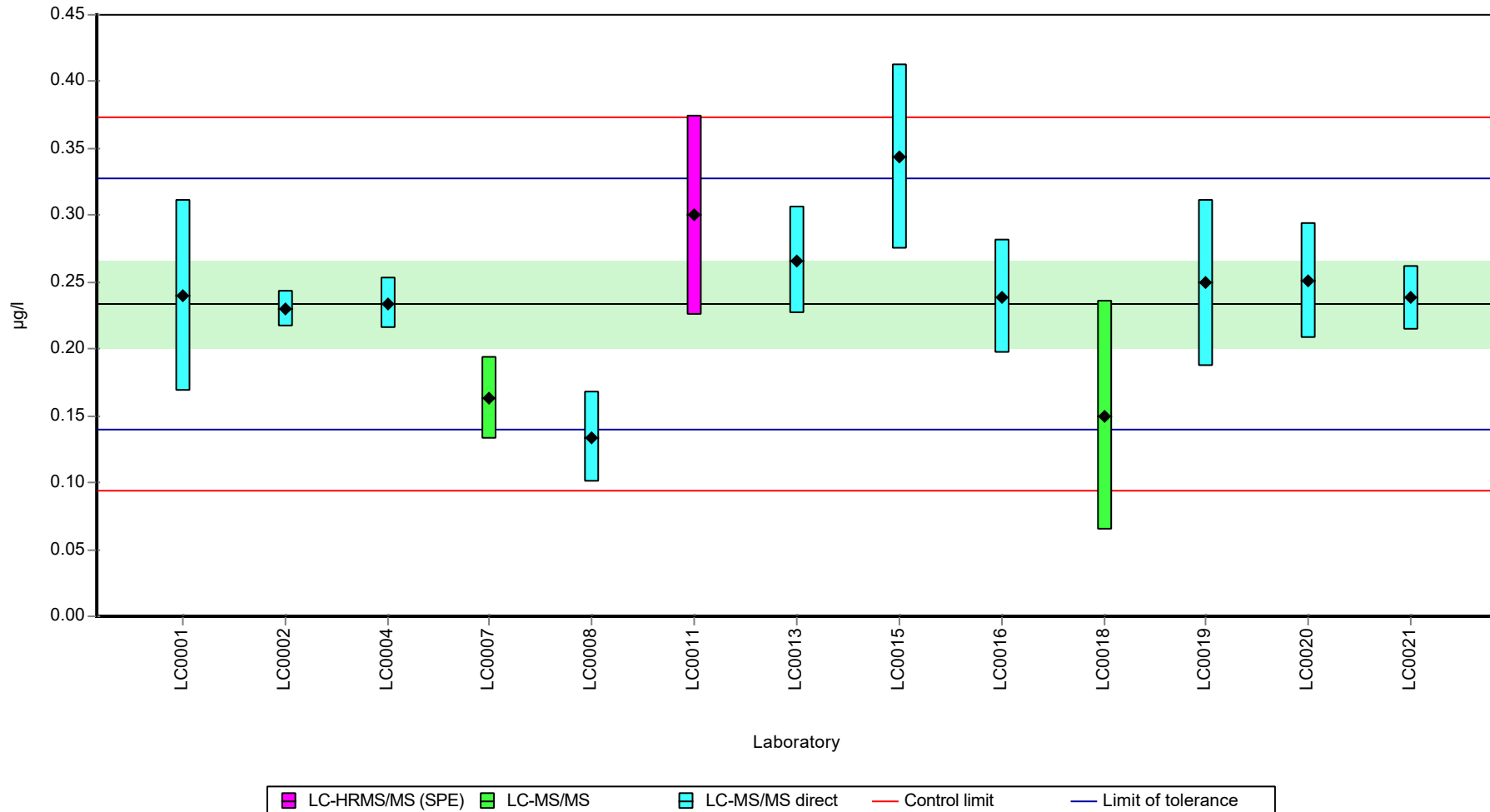
	all results	w ithout outliers	Unit
Mean ± CI (99%)	0.234 ± 0.0482	0.234 ± 0.0482	µg/l
Minimum	0.134	0.134	µg/l
Maximum	0.344	0.344	µg/l
Standard deviation	0.0579	0.0579	µg/l
rel. standard deviation	24.8	24.8	%
n	13	13	-

Parameter oriented report Pharmaceuticals, Industrial Chemicals and Artificial Sweeteners - AZ11

Sample: AZ11B, Parameter: Atenolol

Graphical presentation of results

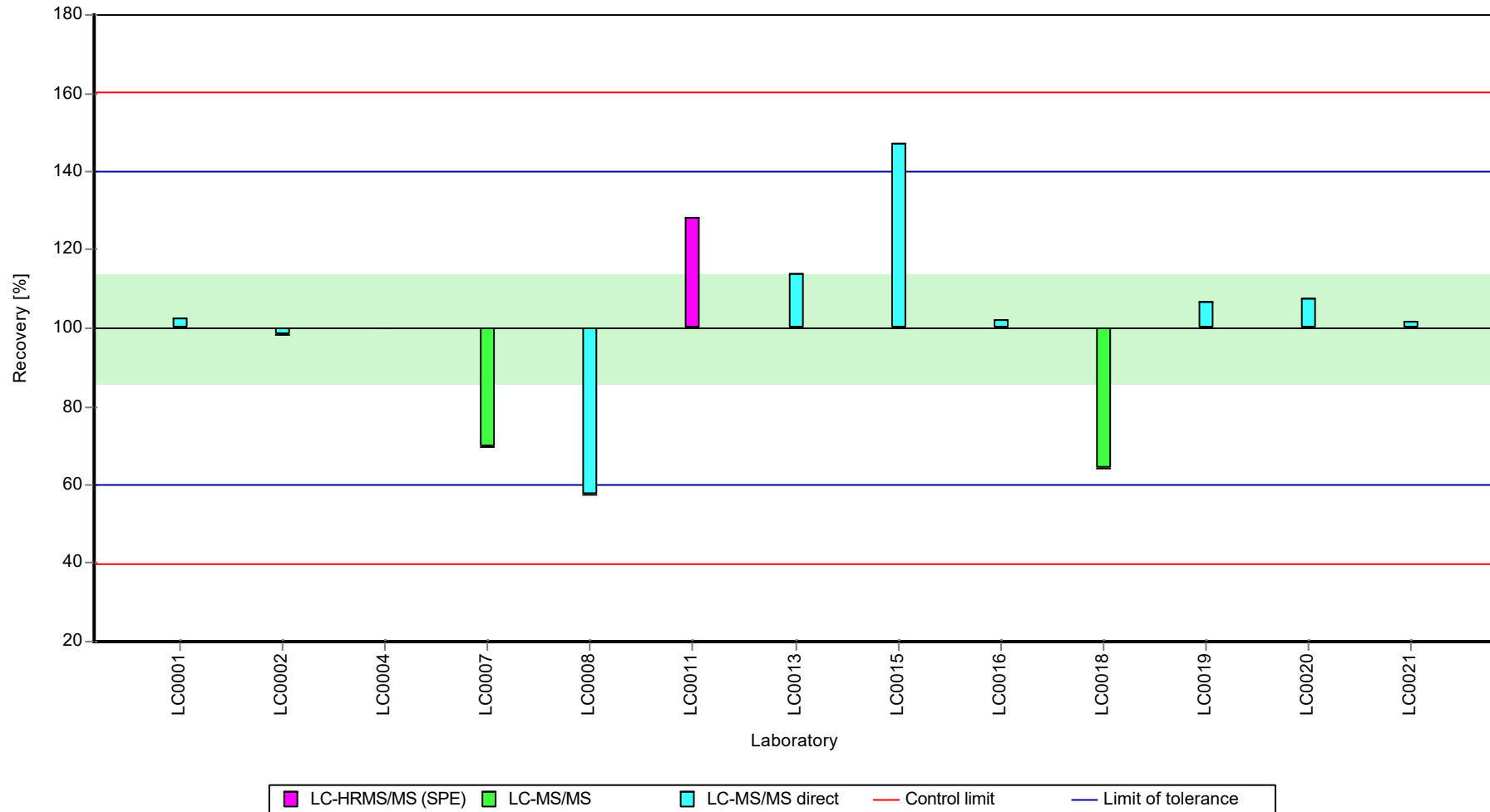
Results



Parameter oriented report Pharmaceuticals, Industrial Chemicals and Artificial Sweeteners - AZ11

Sample: AZ11B, Parameter: Atenolol

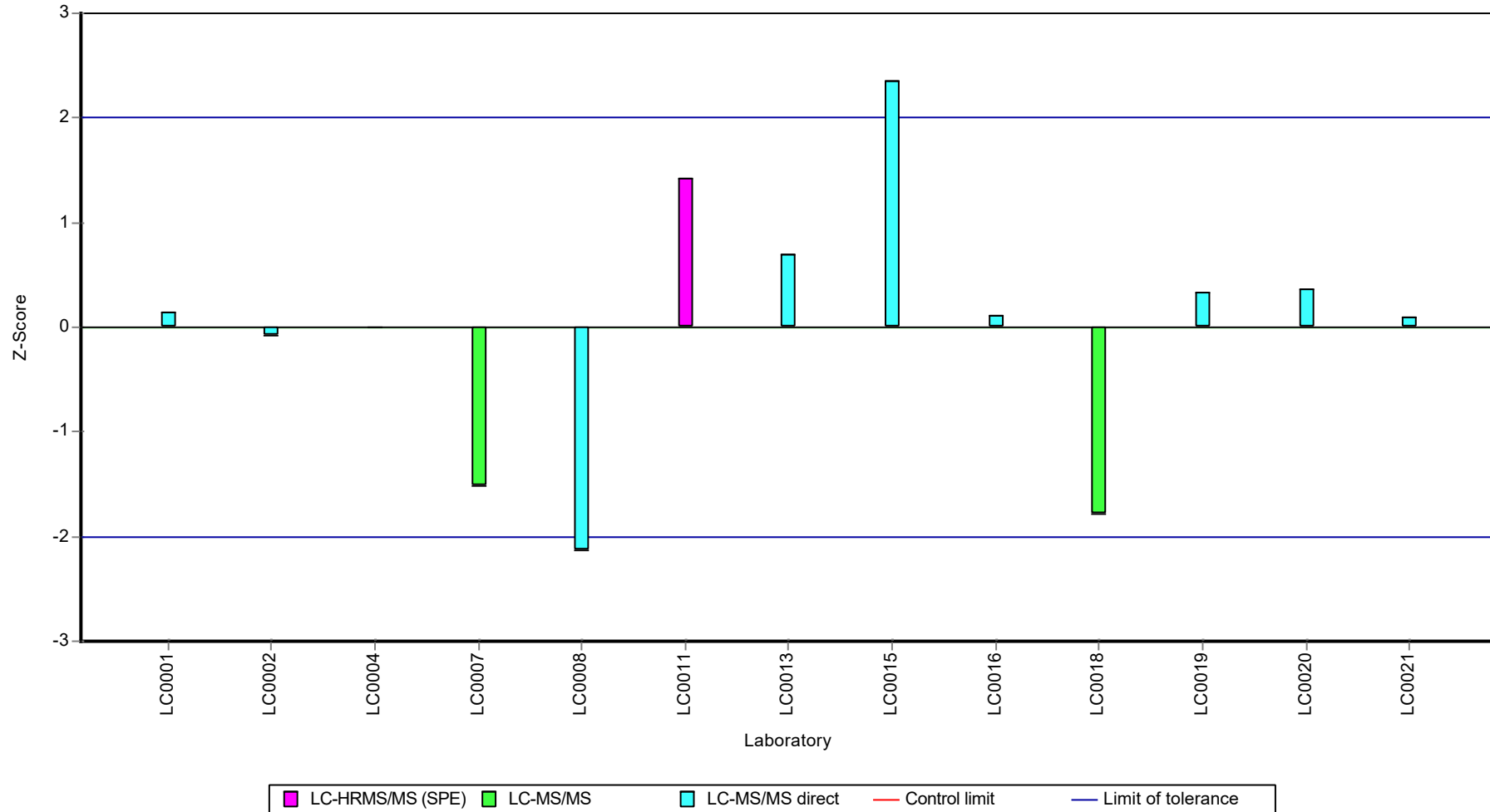
Recovery rate



Parameter oriented report Pharmaceuticals, Industrial Chemicals and Artificial Sweeteners - AZ11

Sample: AZ11B, Parameter: Atenolol

Z-score



Parameter oriented report Pharmaceuticals, Industrial
Chemicals and Artificial Sweeteners - AZ11

Sample: AZ11A, Parameter: Benzotriazole

Parameter oriented report

AZ11 A

Benzotriazole

Unit	µg/l
Assigned value ± U (k=2)	0.0898 ± 0.00412
Criterion	0.0108 (12 %)
Minimum - Maximum	0.0749 - 0.105
Control test value ± U (k=2)	0.114 ± 0.0286

Labcode	Result	± U	Recovery [%]	z-score	Comments
LC0001	-	-	-	-	
LC0002	0.094	0.007	105	0.39	
LC0003	0.12	0.03	134	2.8	H
LC0004	0.0838	0.0067	93.3	-0.56	
LC0005	0.09	0.0225	100	0.02	
LC0006	0.0749	0.011	83.4	-1.38	
LC0007	-	-	-	-	
LC0008	0.088	0.022	98	-0.17	
LC0009	-	-	-	-	
LC0010	-	-	-	-	
LC0011	0.0947	0.0237	105	0.46	
LC0012	-	-	-	-	
LC0013	0.127	0.019	141	3.45	H
LC0014	0.081	0.024	90.2	-0.82	
LC0015	0.088	0.018	98	-0.17	
LC0016	0.082	0.015	91.3	-0.72	
LC0017	0.0924	0.0092	103	0.24	
LC0018	0.096	0.035	107	0.58	
LC0019	0.09021	0.02255	100	0.04	
LC0020	0.105	0.0137	117	1.41	
LC0021	0.0971	0.00971	108	0.68	

Characteristics of parameter

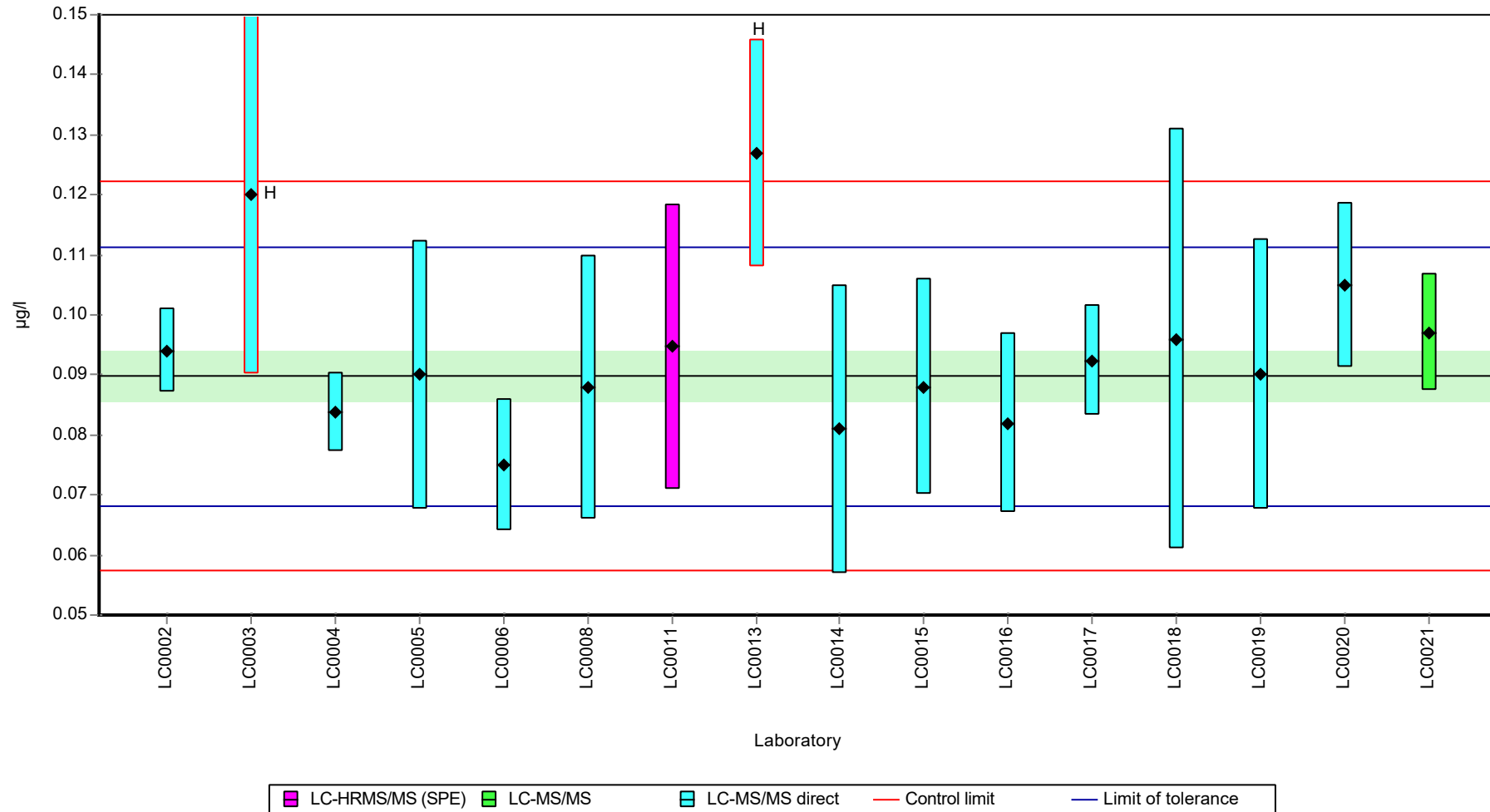
	all results	w ithout outliers	Unit
Mean ± CI (99%)	0.094 ± 0.0102	0.0898 ± 0.00619	µg/l
Minimum	0.0749	0.0749	µg/l
Maximum	0.127	0.105	µg/l
Standard deviation	0.0136	0.00772	µg/l
rel. standard deviation	14.5	8.59	%
n	16	14	-

Parameter oriented report Pharmaceuticals, Industrial Chemicals and Artificial Sweeteners - AZ11

Sample: AZ11A, Parameter: Benzotriazole

Graphical presentation of results

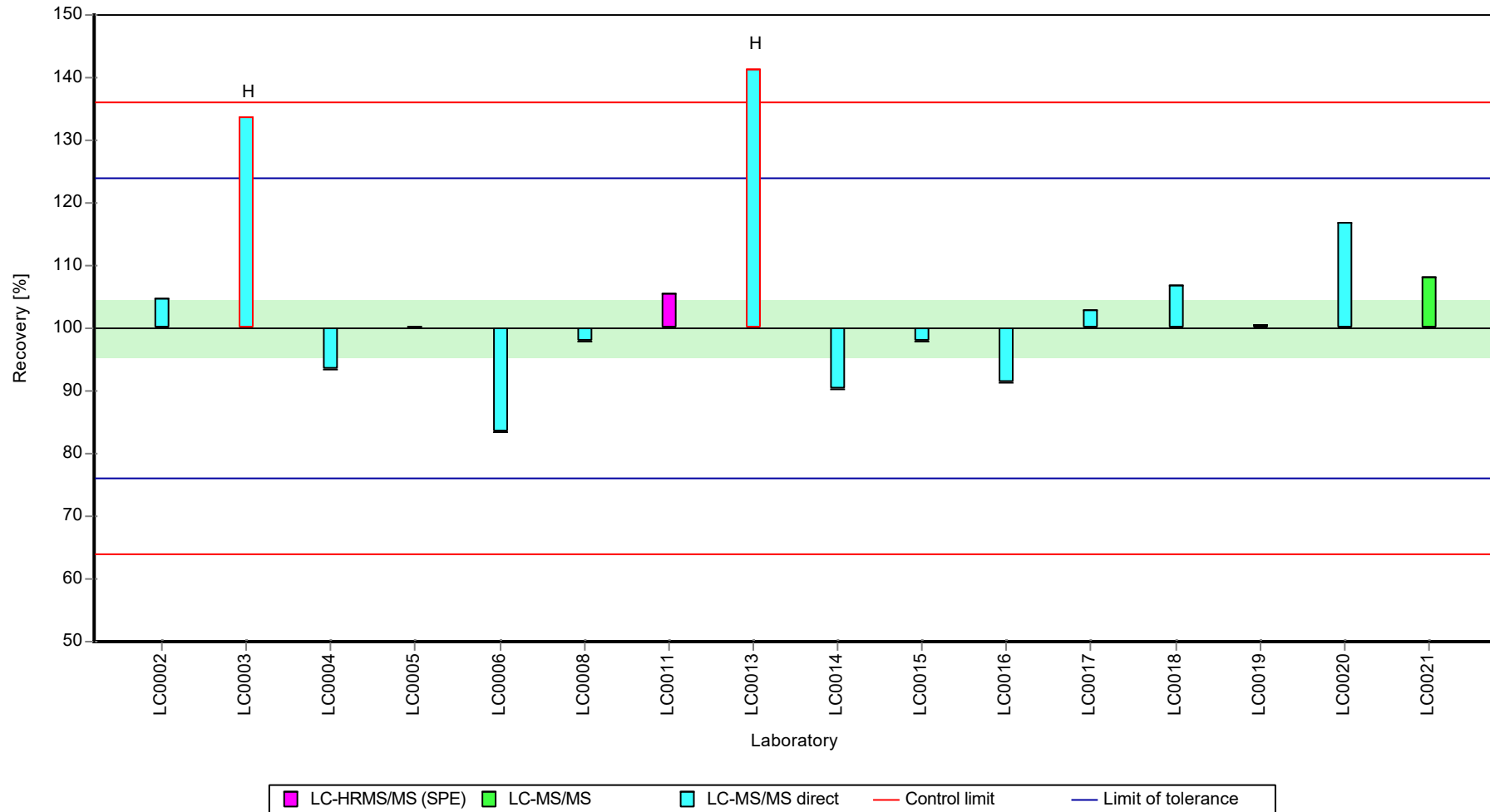
Results



Parameter oriented report Pharmaceuticals, Industrial Chemicals and Artificial Sweeteners - AZ11

Sample: AZ11A, Parameter: Benzotriazole

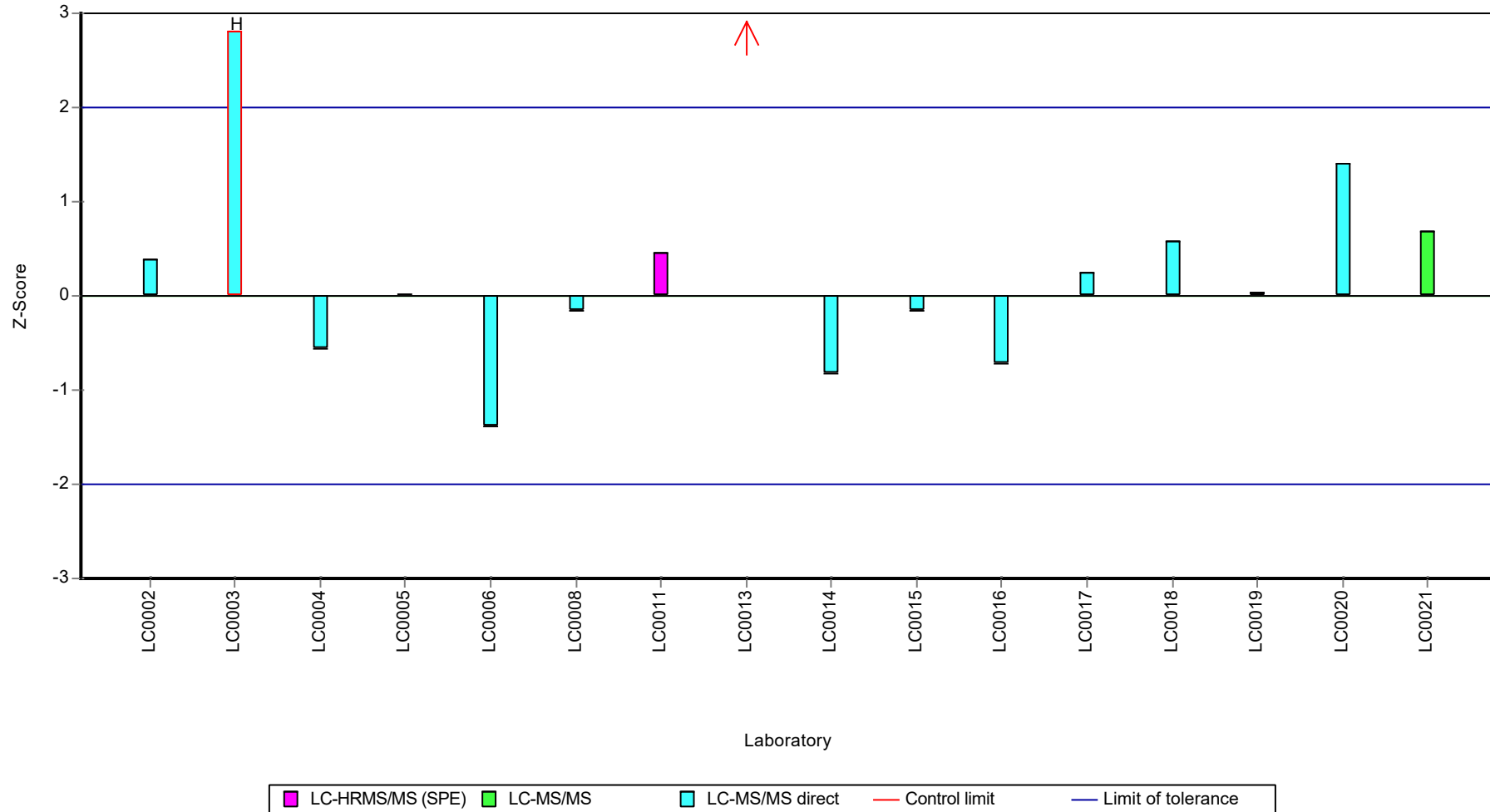
Recovery rate



Parameter oriented report Pharmaceuticals, Industrial Chemicals and Artificial Sweeteners - AZ11

Sample: AZ11A, Parameter: Benzotriazole

Z-score



Parameter oriented report Pharmaceuticals, Industrial
Chemicals and Artificial Sweeteners - AZ11

Sample: AZ11B, Parameter: Benzotriazole

Parameter oriented report

AZ11 B

Benzotriazole

Unit	µg/l
Assigned value ± U (k=2)	4.83 ± 0.14
Criterion	0.58 (12 %)
Minimum - Maximum	4.32 - 5.22
Control test value ± U (k=2)	5.40 ± 1.35

Labcode	Result	± U	Recovery [%]	z-score	Comments
LC0001	-	-	-	-	
LC0002	4.9	0.348	101	0.11	
LC0003	5.22	1.3	108	0.67	
LC0004	4.86	0.39	101	0.04	
LC0005	4.315	1.07875	89.3	-0.89	
LC0006	3.85	0.59	79.6	-1.7	H
LC0007	-	-	-	-	
LC0008	4.98	1.25	103	0.25	
LC0009	-	-	-	-	
LC0010	-	-	-	-	
LC0011	4.795	1.199	99.2	-0.07	
LC0012	-	-	-	-	
LC0013	4.75	0.713	98.3	-0.14	
LC0014	4.572	1.372	94.6	-0.45	
LC0015	4.625	0.925	95.7	-0.36	
LC0016	4.629	0.833	95.8	-0.35	
LC0017	4.68	0.47	96.8	-0.27	
LC0018	5.2	1.9	108	0.63	
LC0019	9.12925	2.28231	189	7.4	H
LC0020	5.16	0.671	107	0.56	
LC0021	4.99	0.499	103	0.27	

Characteristics of parameter

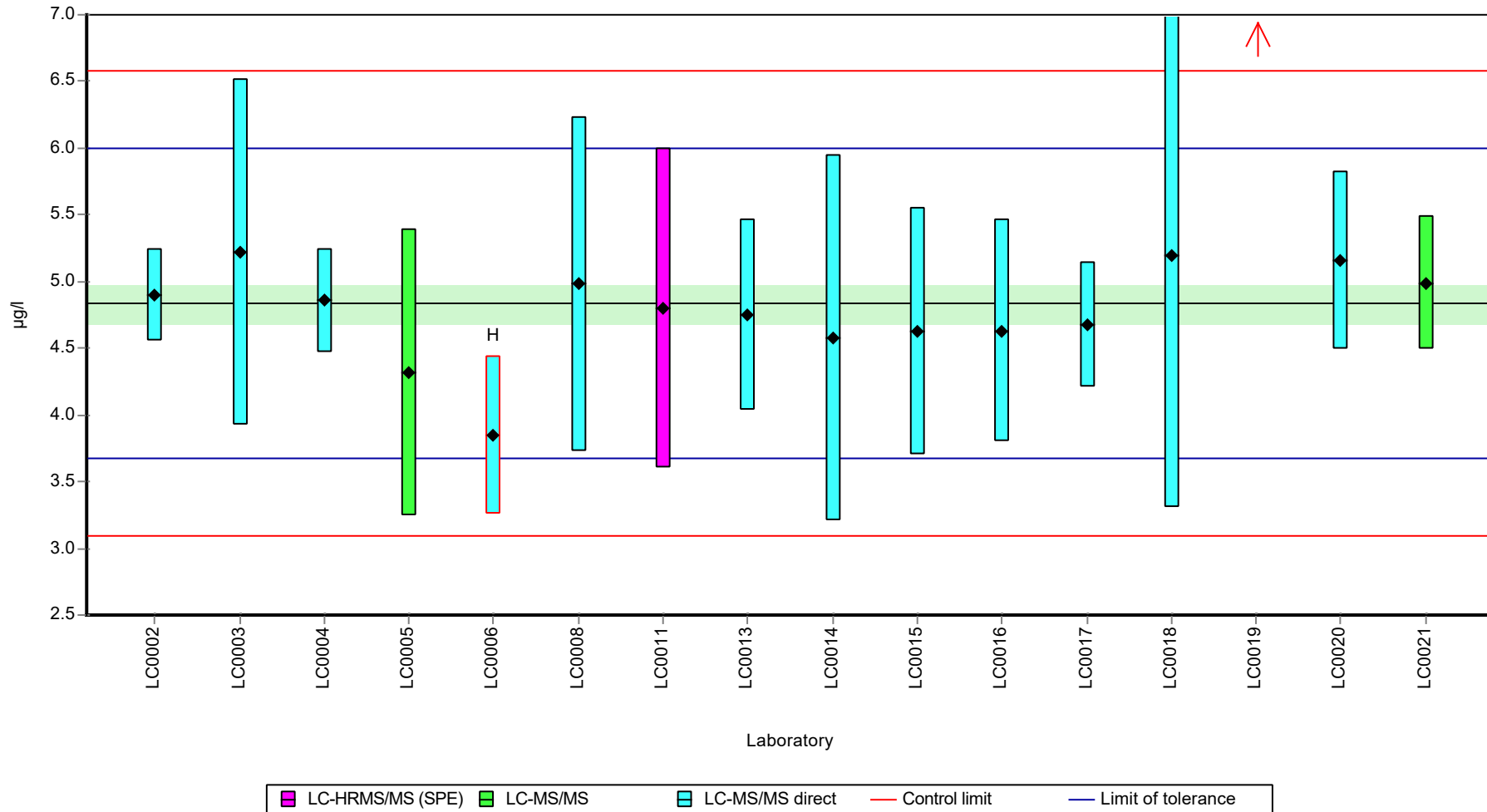
	all results	w ithout outliers	Unit
Mean ± CI (99%)	5.04 ± 0.858	4.83 ± 0.21	µg/l
Minimum	3.85	4.32	µg/l
Maximum	9.13	5.22	µg/l
Standard deviation	1.14	0.263	µg/l
rel. standard deviation	22.7	5.43	%
n	16	14	-

Parameter oriented report Pharmaceuticals, Industrial Chemicals and Artificial Sweeteners - AZ11

Sample: AZ11B, Parameter: Benzotriazole

Graphical presentation of results

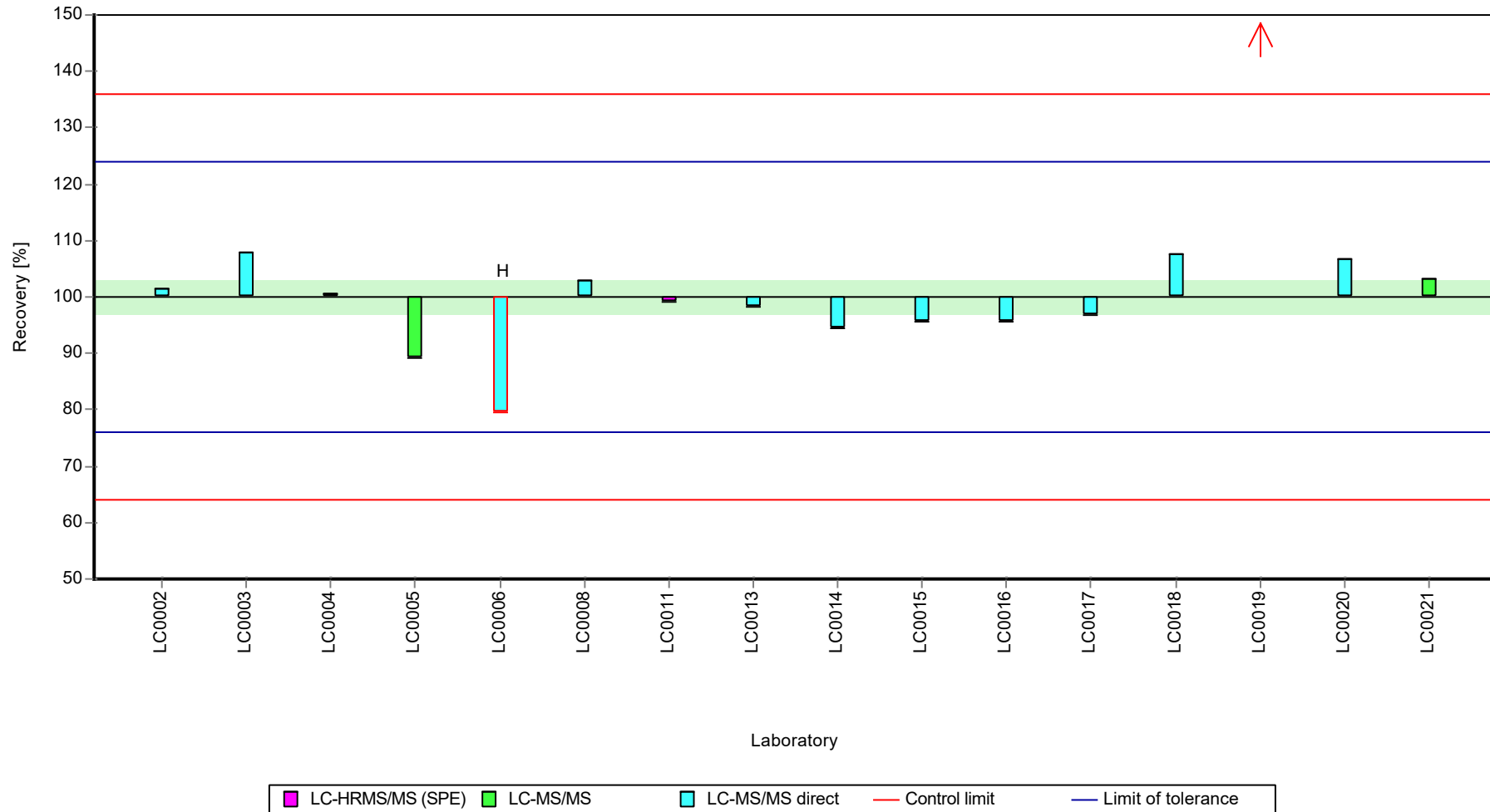
Results



Parameter oriented report Pharmaceuticals, Industrial Chemicals and Artificial Sweeteners - AZ11

Sample: AZ11B, Parameter: Benzotriazole

Recovery rate



Parameter oriented report Pharmaceuticals, Industrial Chemicals and Artificial Sweeteners - AZ11

Sample: AZ11B, Parameter: Benzotriazole

Z-score



Parameter oriented report Pharmaceuticals, Industrial
Chemicals and Artificial Sweeteners - AZ11

Sample: AZ11A, Parameter: Bisoprolol

Parameter oriented report

AZ11 A

Bisoprolol

Unit	µg/l
Assigned value ± U (k=2)	0.282 ± 0.00927
Criterion	0.0282 (10 %)
Minimum - Maximum	0.266 - 0.302
Control test value ± U (k=2)	0.343 ± 0.0686

Labcode	Result	± U	Recovery [%]	z-score	Comments
LC0001	-	-	-	-	
LC0002	-	-	-	-	
LC0003	-	-	-	-	
LC0004	0.273	0.053	96.9	-0.31	
LC0005	-	-	-	-	
LC0006	0.278	0.033	98.7	-0.13	
LC0007	0.289	0.12	103	0.26	
LC0008	0.289	0.072	103	0.26	
LC0009	0.3725	0.1096	132	3.22	H
LC0010	-	-	-	-	
LC0011	0.2659	0.0665	94.4	-0.56	
LC0012	-	-	-	-	
LC0013	-	-	-	-	
LC0014	-	-	-	-	
LC0015	-	-	-	-	
LC0016	-	-	-	-	
LC0017	-	-	-	-	
LC0018	0.2	0.098	71	-2.9	H
LC0019	-	-	-	-	
LC0020	0.302	0.0482	107	0.72	
LC0021	0.275	0.0275	97.6	-0.24	

Characteristics of parameter

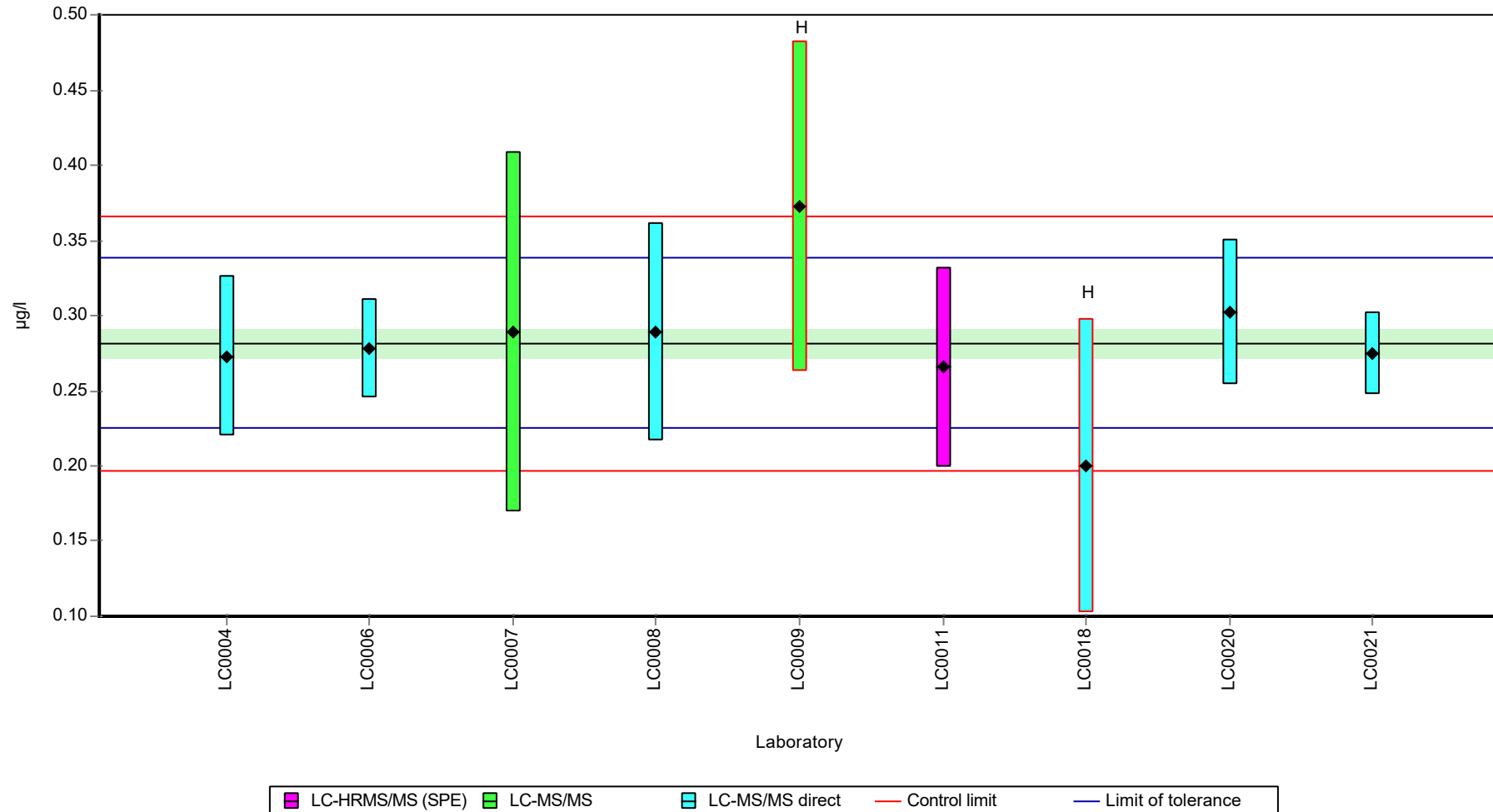
	all results	w ithout outliers	Unit
Mean ± CI (99%)	0.283 ± 0.0445	0.282 ± 0.0139	µg/l
Minimum	0.2	0.266	µg/l
Maximum	0.373	0.302	µg/l
Standard deviation	0.0445	0.0123	µg/l
rel. standard deviation	15.7	4.35	%
n	9	7	-

Parameter oriented report Pharmaceuticals, Industrial Chemicals and Artificial Sweeteners - AZ11

Sample: AZ11A, Parameter: Bisoprolol

Graphical presentation of results

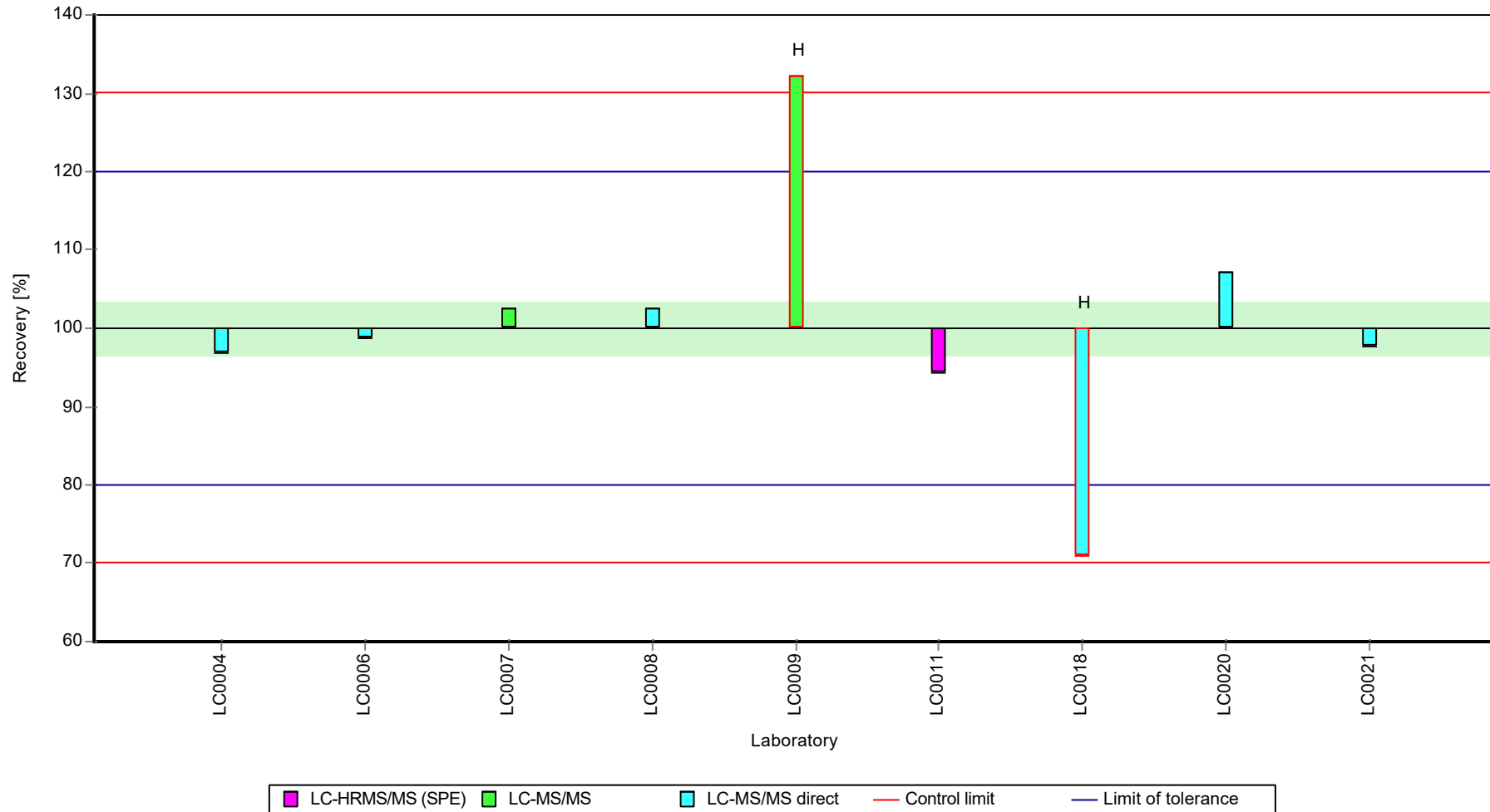
Results



Parameter oriented report Pharmaceuticals, Industrial Chemicals and Artificial Sweeteners - AZ11

Sample: AZ11A, Parameter: Bisoprolol

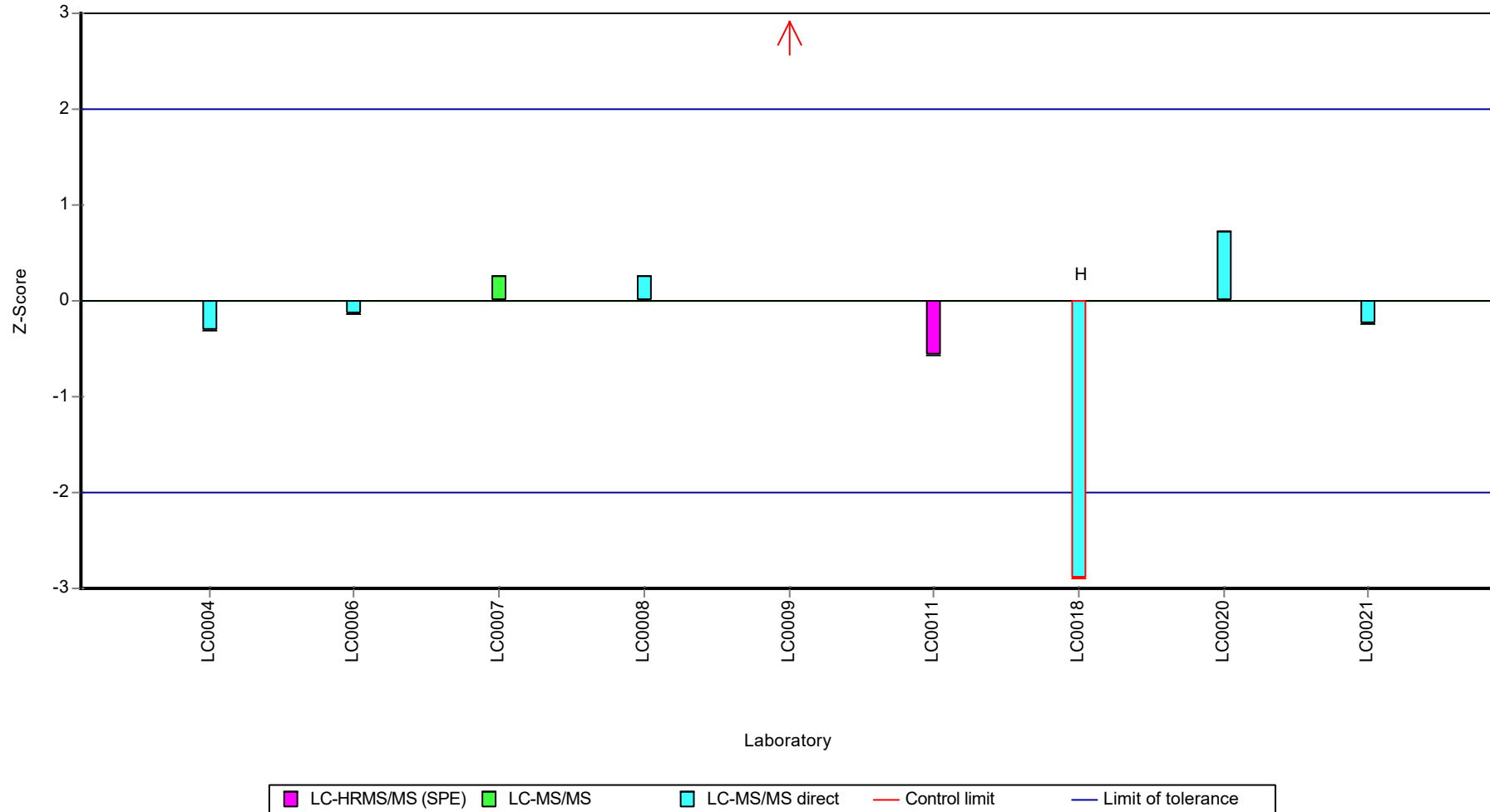
Recovery rate



Parameter oriented report Pharmaceuticals, Industrial Chemicals and Artificial Sweeteners - AZ11

Sample: AZ11A, Parameter: Bisoprolol

Z-score



Parameter oriented report Pharmaceuticals, Industrial
Chemicals and Artificial Sweeteners - AZ11

Sample: AZ11B, Parameter: Bisoprolol

Parameter oriented report

AZ11 B

Bisoprolol

Unit	µg/l
Assigned value ± U (k=2)	0.256 ± 0.0312
Criterion	0.0461 (18 %)
Minimum - Maximum	0.19 - 0.352
Control test value ± U (k=2)	0.316 ± 0.0633

Labcode	Result	± U	Recovery [%]	z-score	Comments
LC0001	-	-	-	-	
LC0002	-	-	-	-	
LC0003	-	-	-	-	
LC0004	0.248	0.048	96.8	-0.18	
LC0005	-	-	-	-	
LC0006	0.246	0.03	96	-0.22	
LC0007	0.226	0.09	88.2	-0.66	
LC0008	0.273	0.068	107	0.36	
LC0009	0.352	0.1036	137	2.07	
LC0010	-	-	-	-	
LC0011	0.2159	0.054	84.2	-0.88	
LC0012	-	-	-	-	
LC0013	-	-	-	-	
LC0014	-	-	-	-	
LC0015	-	-	-	-	
LC0016	-	-	-	-	
LC0017	-	-	-	-	
LC0018	0.19	0.093	74.1	-1.44	
LC0019	-	-	-	-	
LC0020	0.274	0.0438	107	0.38	
LC0021	0.282	0.0282	110	0.56	

Characteristics of parameter

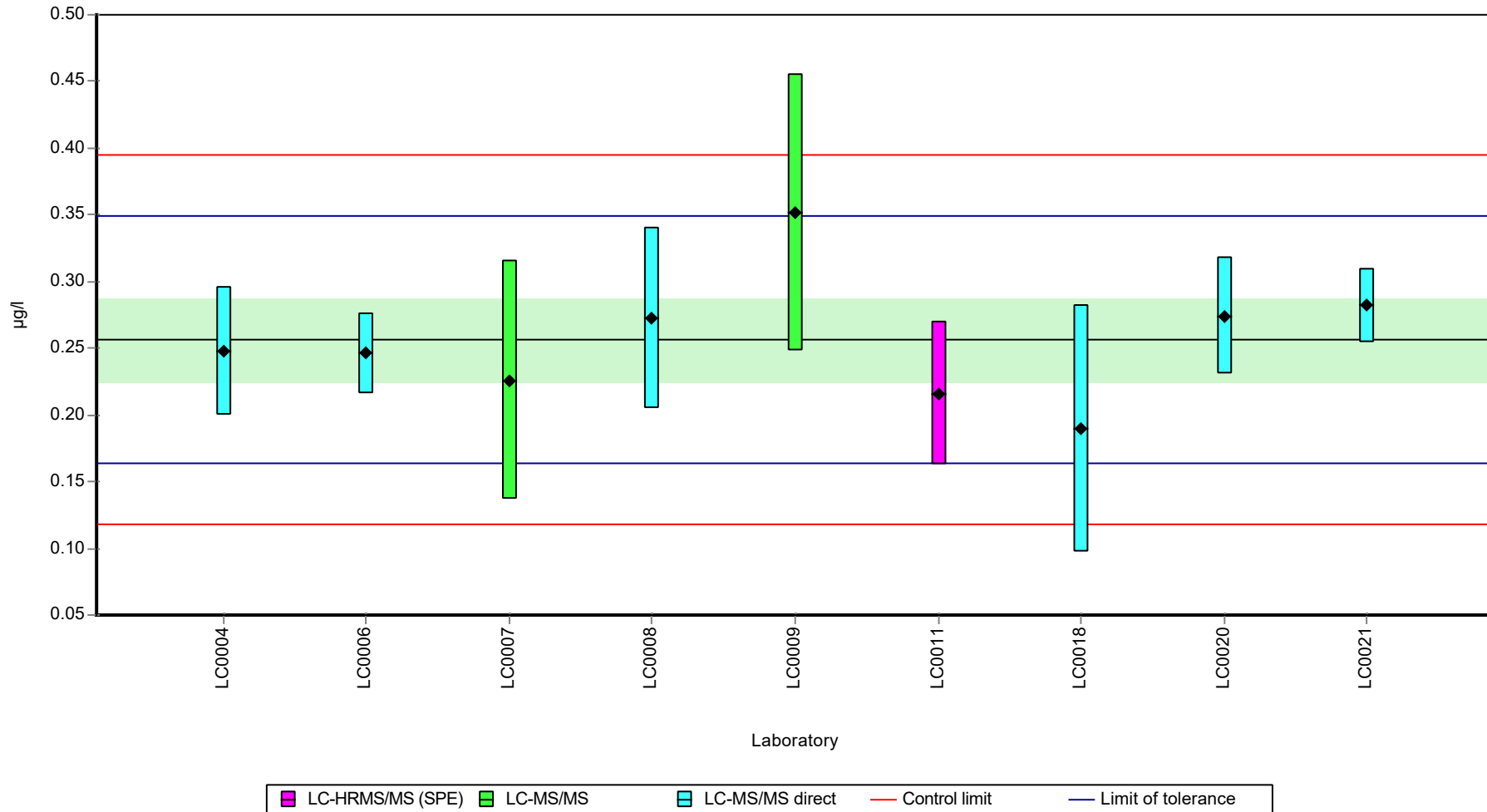
	all results	w ithout outliers	Unit
Mean ± CI (99%)	0.256 ± 0.0468	0.256 ± 0.0468	µg/l
Minimum	0.19	0.19	µg/l
Maximum	0.352	0.352	µg/l
Standard deviation	0.0468	0.0468	µg/l
rel. standard deviation	18.3	18.3	%
n	9	9	-

Parameter oriented report Pharmaceuticals, Industrial Chemicals and Artificial Sweeteners - AZ11

Sample: AZ11B, Parameter: Bisoprolol

Graphical presentation of results

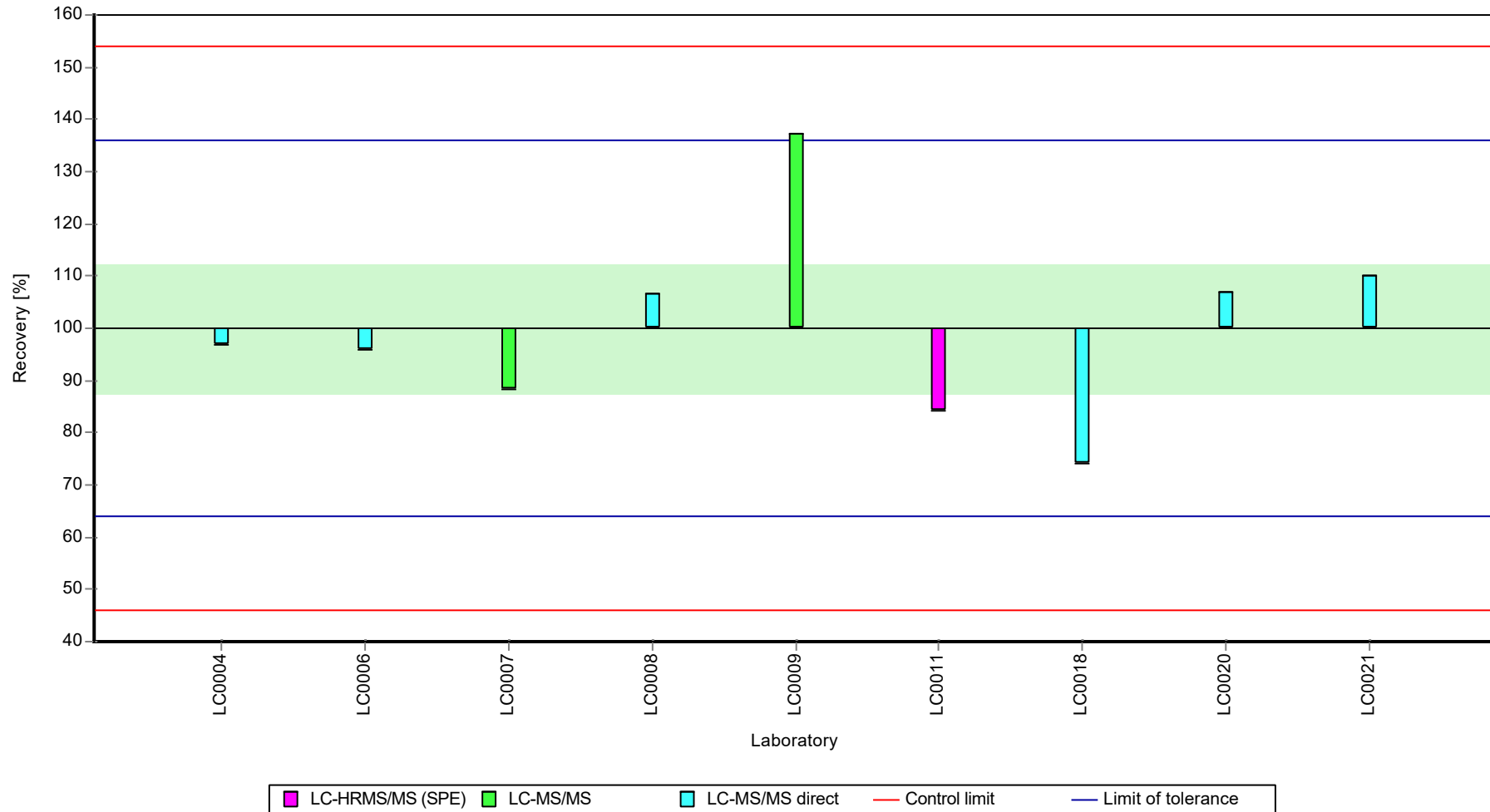
Results



Parameter oriented report Pharmaceuticals, Industrial Chemicals and Artificial Sweeteners - AZ11

Sample: AZ11B, Parameter: Bisoprolol

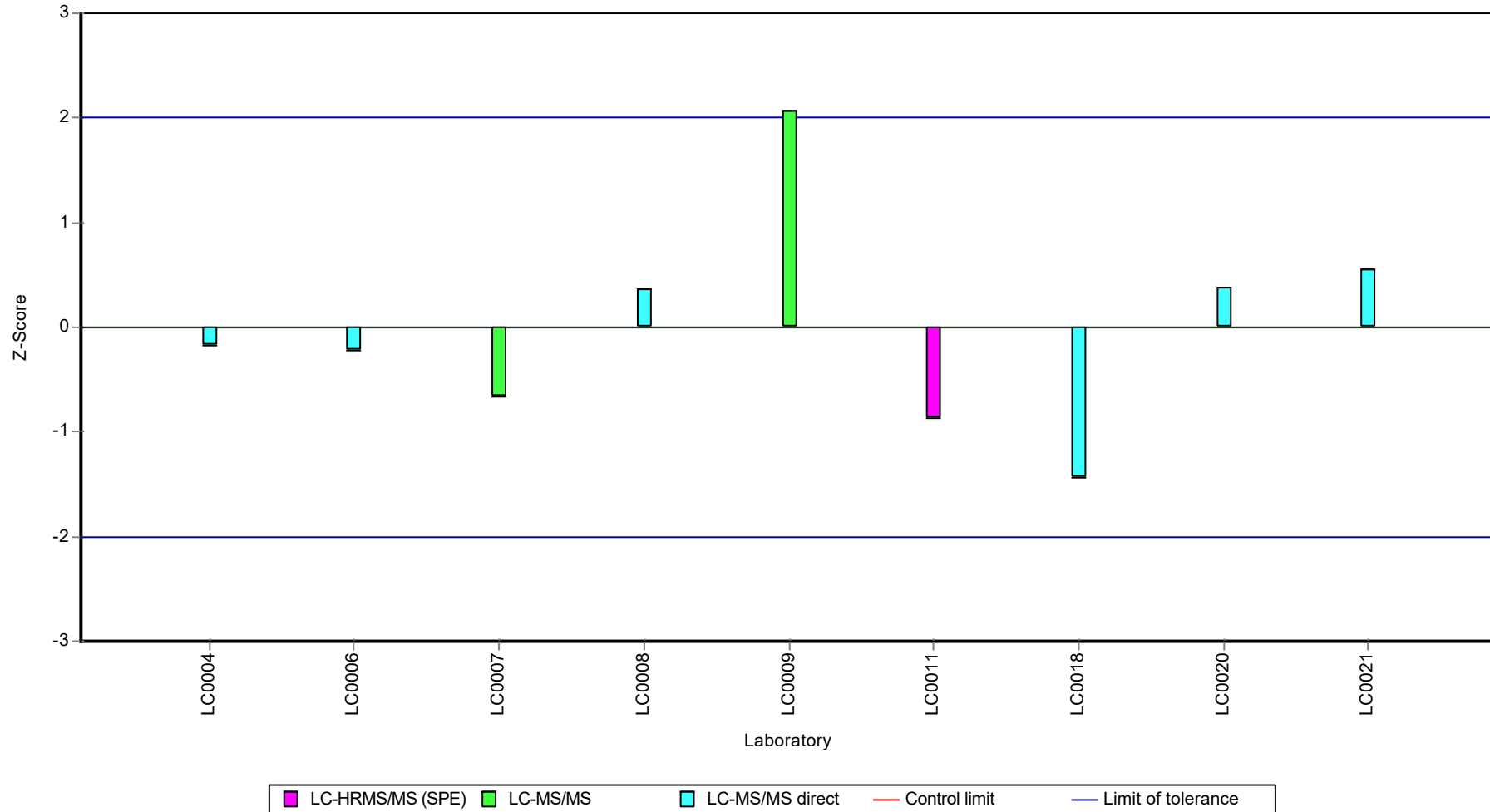
Recovery rate



Parameter oriented report Pharmaceuticals, Industrial Chemicals and Artificial Sweeteners - AZ11

Sample: AZ11B, Parameter: Bisoprolol

Z-score



Parameter oriented report Pharmaceuticals, Industrial
Chemicals and Artificial Sweeteners - AZ11

Sample: AZ11A, Parameter: Carbamazepine

Parameter oriented report

AZ11 A

Carbamazepine**

Unit $\mu\text{g/l}$
Assigned value $\pm U$ (k=2) 0.0087 ± 0.000846
Criterion 0.00113 (13 %)
Minimum - Maximum $0.007 - 0.0101$
Control test value $\pm U$ (k=2) < 0.010

**The assigned value is based on the data of the
accredited laboratories after outlier removal (n=7).
Control laboratory AZ11 A Carbamazepine: < 0.010 (LOQ) $\mu\text{g/l}$

Labcode	Result	$\pm U$	Recovery [%]	z-score	Comments
LC0001	0.0085	0.003	97.7	-0.18	
LC0002	< 0.025 (LOQ)	-	-	-	
LC0003	-	-	-	-	
LC0004	< 0.01 (LOQ)	-	-	-	
LC0005	0.007	0.00175	80.5	-1.5	
LC0006	0.00793	0.00091	91.1	-0.68	
LC0007	0.0085	0.0023	97.7	-0.18	
LC0008	0.009	0.002	103	0.27	
LC0009	-	-	-	-	
LC0010	-	-	-	-	
LC0011	0.0101	0.0025	116	1.24	
LC0012	-	-	-	-	
LC0013	0.009	0.001	103	0.27	
LC0014	-	-	-	-	
LC0015	0.012	0.002	138	2.92	H
LC0016	< 0.01 (LOQ)	-	-	-	
LC0017	0.0078	0.001	89.7	-0.8	
LC0018	0.01	0.0029	115	1.15	
LC0019	0.00801	0.002	92.1	-0.61	
LC0020	< 0.01 (LOQ)	-	-	-	
LC0021	< 0.01 (LOQ)	-	-	-	

Characteristics of parameter

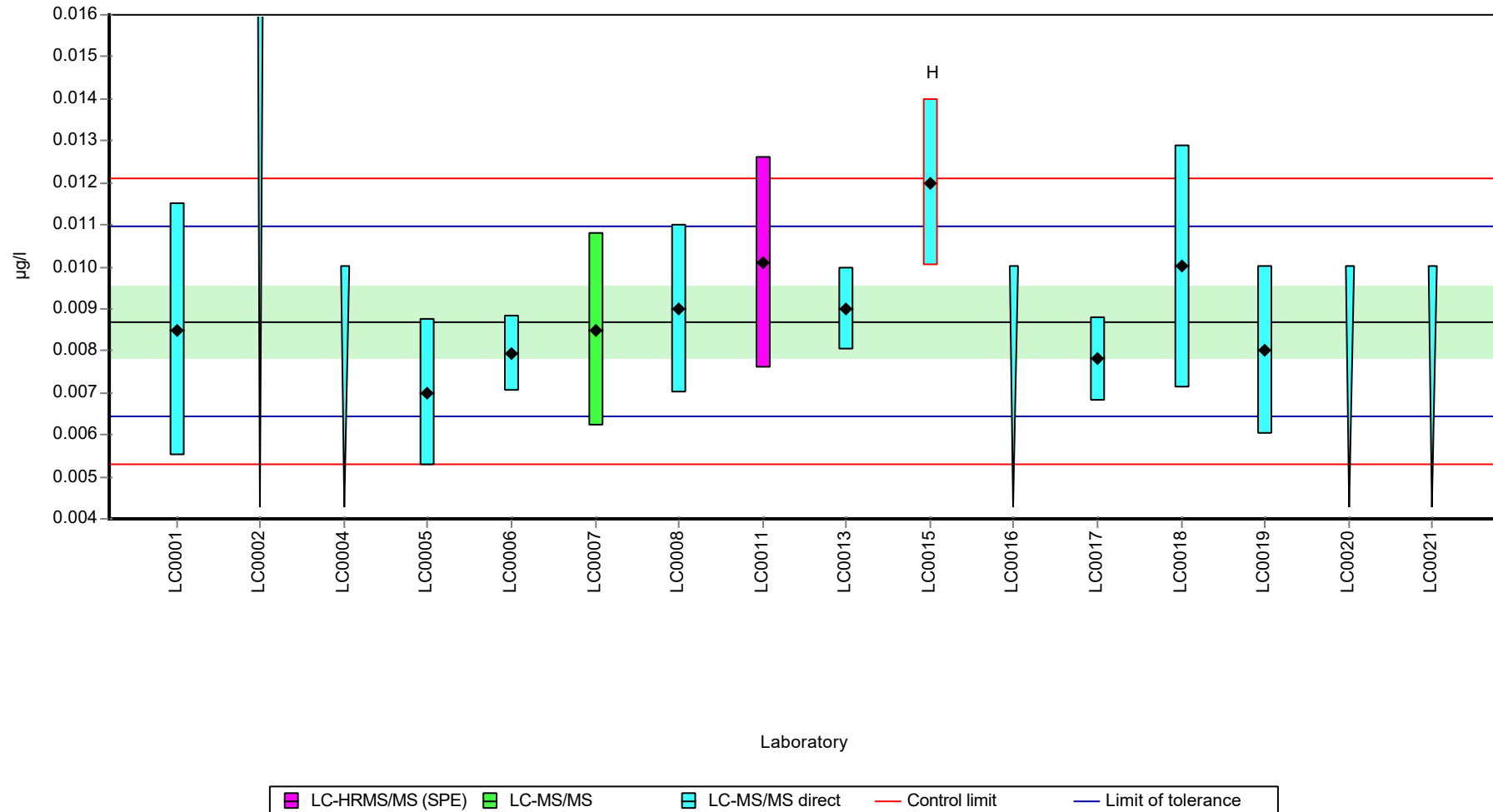
	all results	without outliers	Unit
Mean \pm CI (99%)	0.00889 ± 0.00125	0.00858 ± 0.000924	$\mu\text{g/l}$
Minimum	0.007	0.007	$\mu\text{g/l}$
Maximum	0.012	0.0101	$\mu\text{g/l}$
Standard deviation	0.00138	0.000974	$\mu\text{g/l}$
rel. standard deviation	15.6	11.3	%
n	11	10	-

Parameter oriented report Pharmaceuticals, Industrial Chemicals and Artificial Sweeteners - AZ11

Sample: AZ11A, Parameter: Carbamazepine

Graphical presentation of results

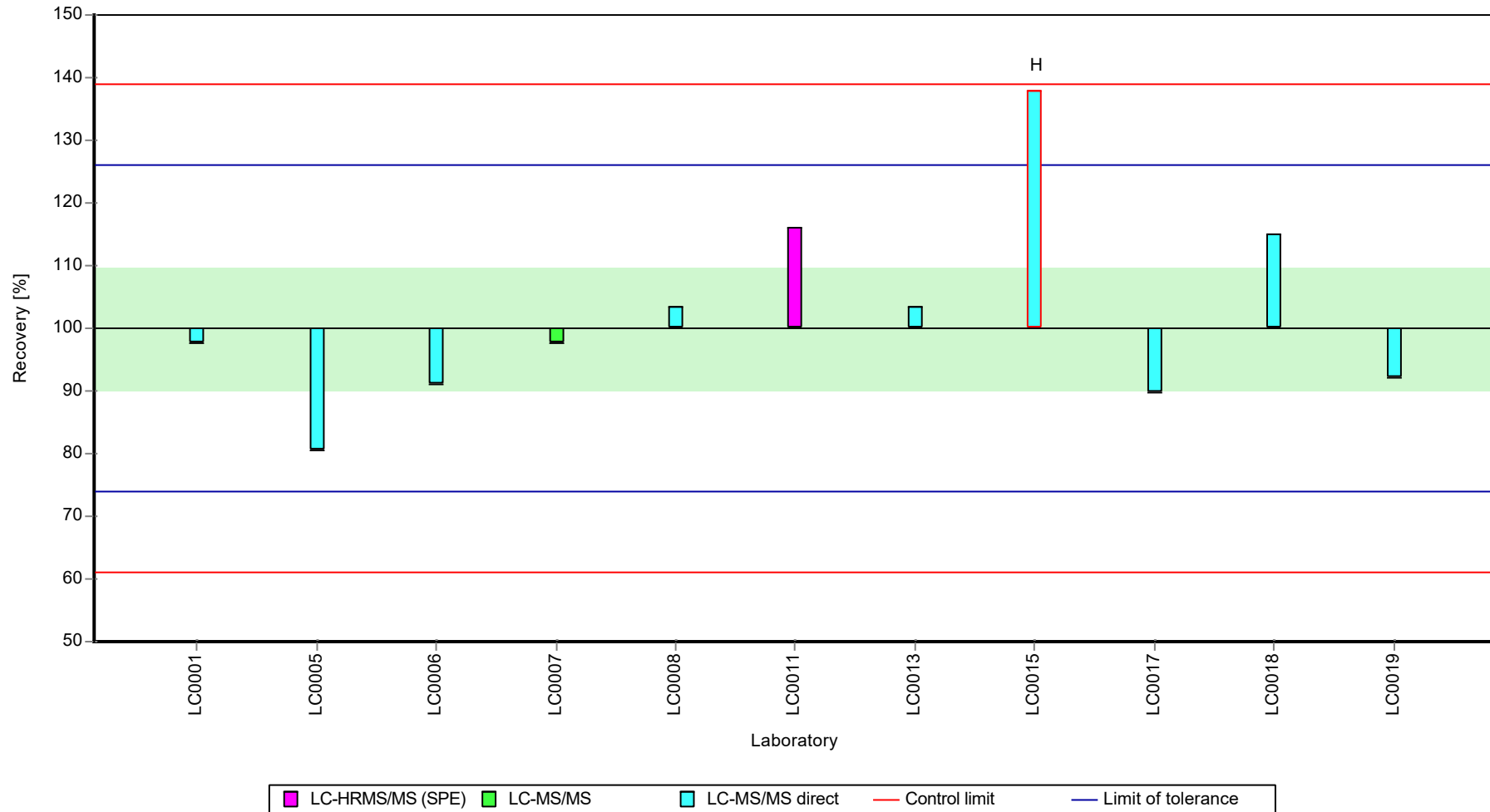
Results



Parameter oriented report Pharmaceuticals, Industrial Chemicals and Artificial Sweeteners - AZ11

Sample: AZ11A, Parameter: Carbamazepine

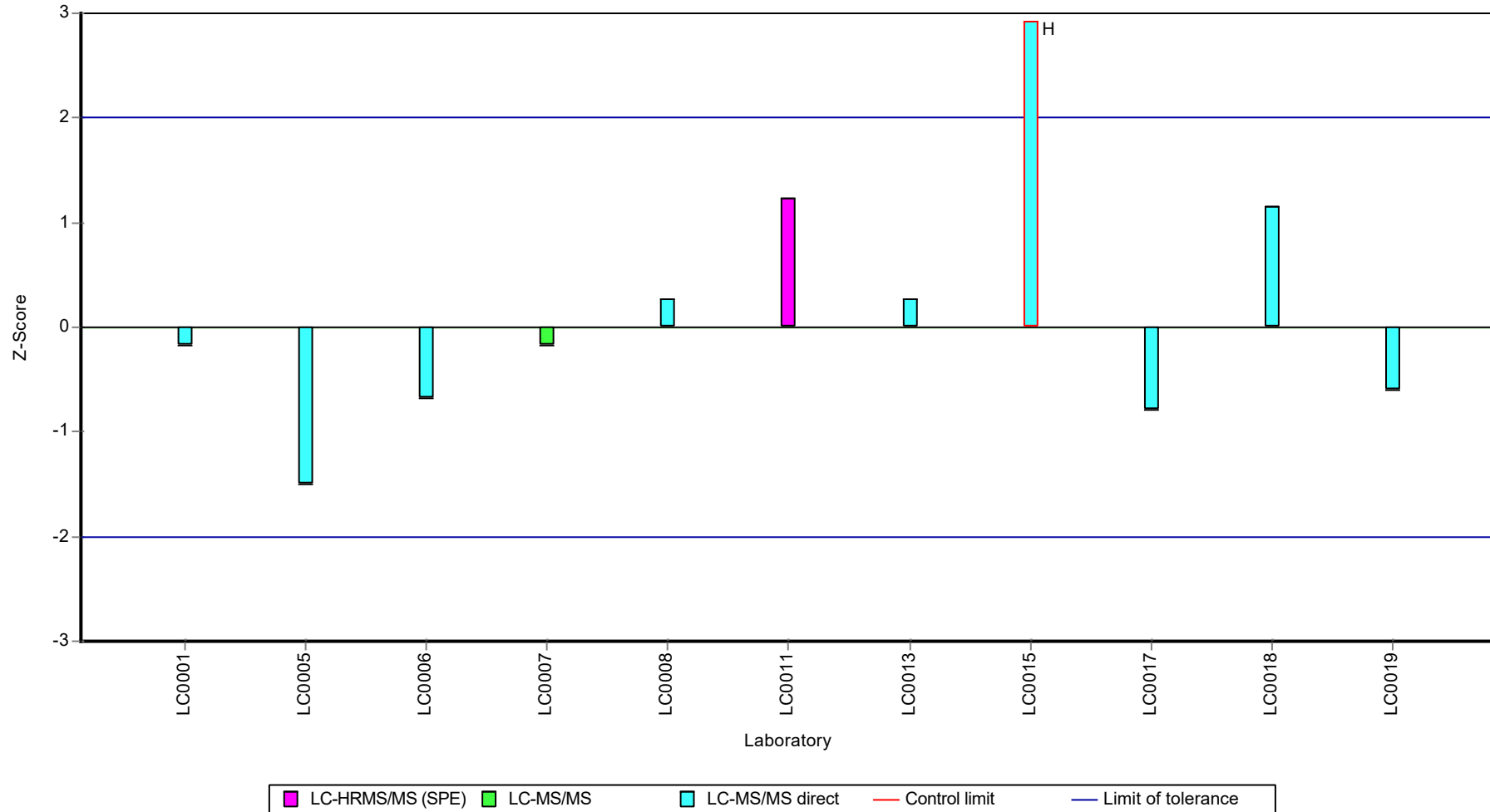
Recovery rate



Parameter oriented report Pharmaceuticals, Industrial Chemicals and Artificial Sweeteners - AZ11

Sample: AZ11A, Parameter: Carbamazepine

Z-score



Parameter oriented report Pharmaceuticals, Industrial
Chemicals and Artificial Sweeteners - AZ11

Sample: AZ11B, Parameter: Carbamazepine

Parameter oriented report

AZ11 B

Carbamazepine

Unit	µg/l
Assigned value ± U (k=2)	0.321 ± 0.0117
Criterion	0.0417 (13 %)
Minimum - Maximum	0.282 - 0.362
Control test value ± U (k=2)	0.345 ± 0.0864

Labcode	Result	± U	Recovery [%]	z-score	Comments
LC0001	0.335	0.1	104	0.34	
LC0002	0.31	0.027	96.6	-0.26	
LC0003	-	-	-	-	
LC0004	0.331	0.015	103	0.24	
LC0005	0.311	0.07775	96.9	-0.24	
LC0006	0.299	0.034	93.2	-0.52	
LC0007	0.282	0.076	87.9	-0.93	
LC0008	0.322	0.081	100	0.03	
LC0009	-	-	-	-	
LC0010	-	-	-	-	
LC0011	0.3471	0.0868	108	0.63	
LC0012	0.301	0.099	93.8	-0.48	
LC0013	0.36	0.054	112	0.94	
LC0014	0.33	0.099	103	0.22	
LC0015	0.291	0.058	90.7	-0.71	
LC0016	0.305	0.055	95.1	-0.38	
LC0017	0.289	0.038	90.1	-0.76	
LC0018	0.33	0.096	103	0.22	
LC0019	0.3615	0.0723	113	0.98	
LC0020	0.313	0.047	97.6	-0.19	
LC0021	0.357	0.0357	111	0.87	

Characteristics of parameter

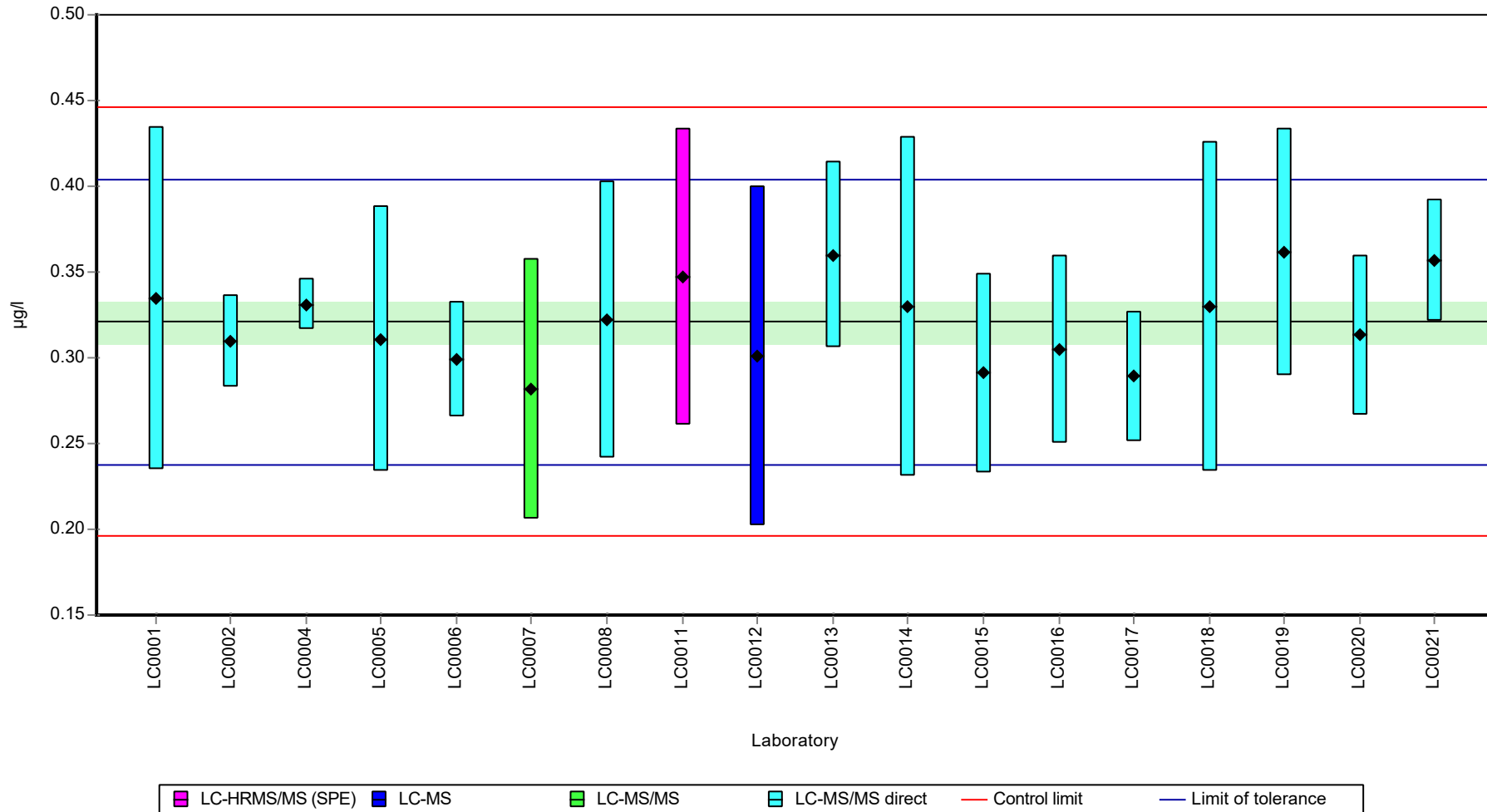
	all results	w ithout outliers	Unit
Mean ± CI (99%)	0.321 ± 0.0175	0.321 ± 0.0175	µg/l
Minimum	0.282	0.282	µg/l
Maximum	0.362	0.362	µg/l
Standard deviation	0.0248	0.0248	µg/l
rel. standard deviation	7.73	7.73	%
n	18	18	-

Parameter oriented report Pharmaceuticals, Industrial Chemicals and Artificial Sweeteners - AZ11

Sample: AZ11B, Parameter: Carbamazepine

Graphical presentation of results

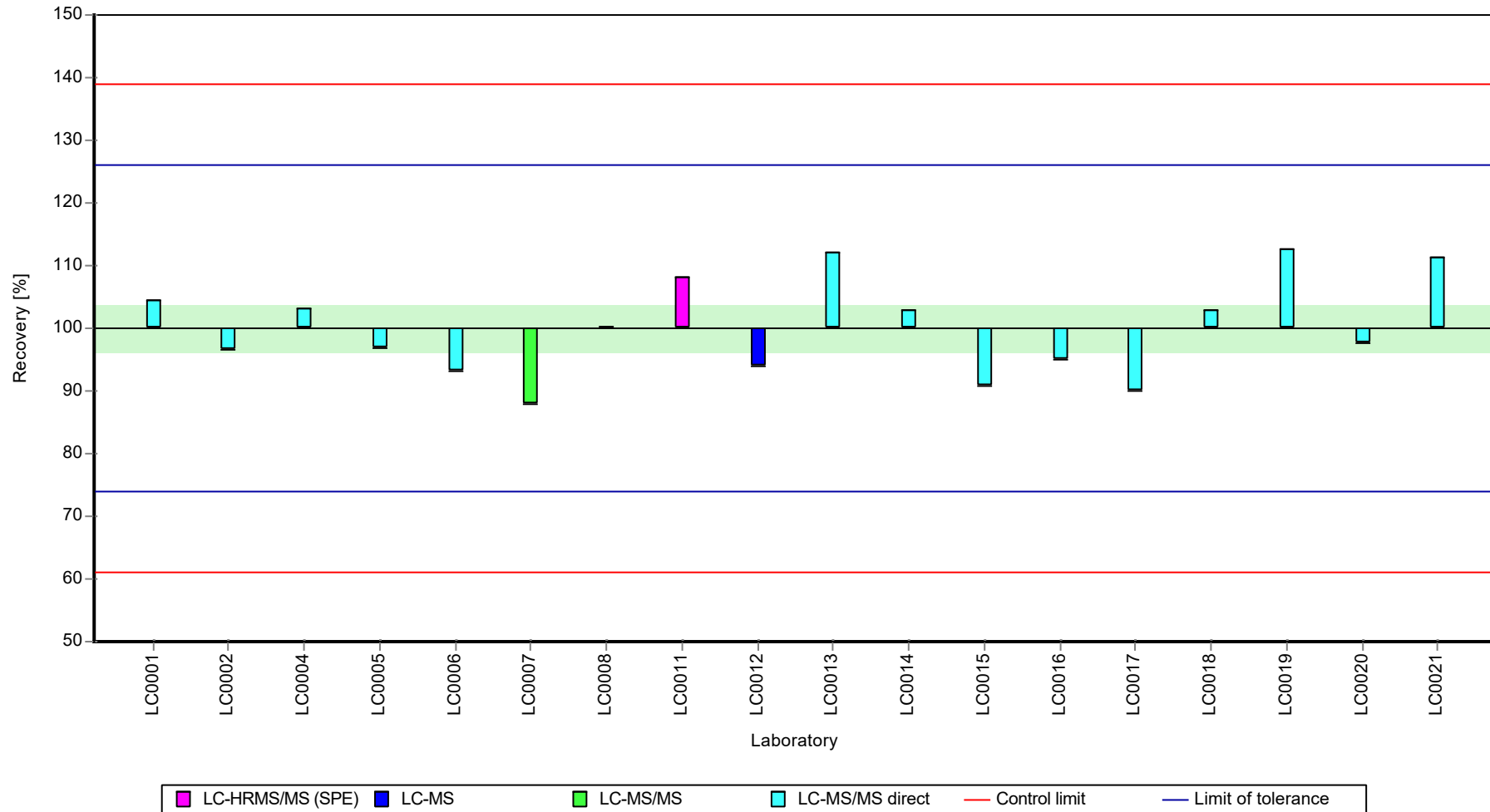
Results



Parameter oriented report Pharmaceuticals, Industrial Chemicals and Artificial Sweeteners - AZ11

Sample: AZ11B, Parameter: Carbamazepine

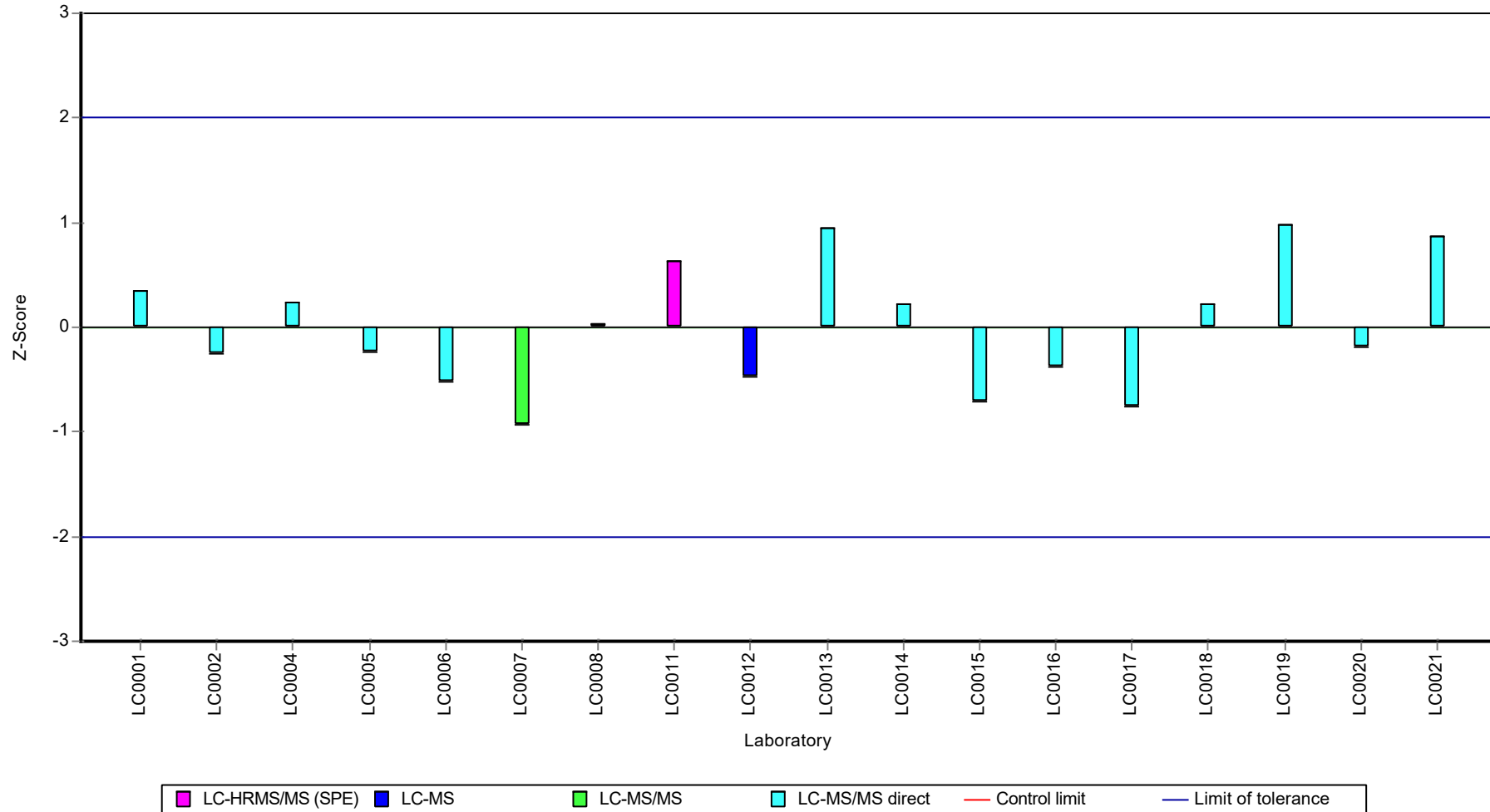
Recovery rate



Parameter oriented report Pharmaceuticals, Industrial Chemicals and Artificial Sweeteners - AZ11

Sample: AZ11B, Parameter: Carbamazepine

Z-score



Parameter oriented report Pharmaceuticals, Industrial
Chemicals and Artificial Sweeteners - AZ11

Sample: AZ11A, Parameter: Cyclamate

Parameter oriented report

AZ11 A

Cyclamate

Unit	µg/l
Assigned value ± U (k=2)	0.315 ± 0.0222
Criterion	0.0789 (25 %)
Minimum - Maximum	0.248 - 0.401
Control test value ± U (k=2)	0.300 ± 0.09

Labcode	Result	± U	Recovery [%]	z-score	Comments
LC0001	-	-	-	-	
LC0002	-	-	-	-	
LC0003	0.35	0.09	111	0.44	
LC0004	0.297	0.045	94.2	-0.23	
LC0005	-	-	-	-	
LC0006	0.248	0.033	78.6	-0.85	
LC0007	-	-	-	-	
LC0008	0.401	0.1	127	1.09	
LC0009	-	-	-	-	
LC0010	0.3187	0.051	101	0.04	
LC0011	0.3407	0.0852	108	0.32	
LC0012	0.332	0.09	105	0.21	
LC0013	0.307	0.046	97.3	-0.11	
LC0014	0.307	0.092	97.3	-0.11	
LC0015	0.261	0.052	82.7	-0.69	
LC0016	0.343	0.062	109	0.35	
LC0017	-	-	-	-	
LC0018	-	-	-	-	
LC0019	-	-	-	-	
LC0020	0.283	0.0211	89.7	-0.41	
LC0021	0.312	0.0312	98.9	-0.04	

Characteristics of parameter

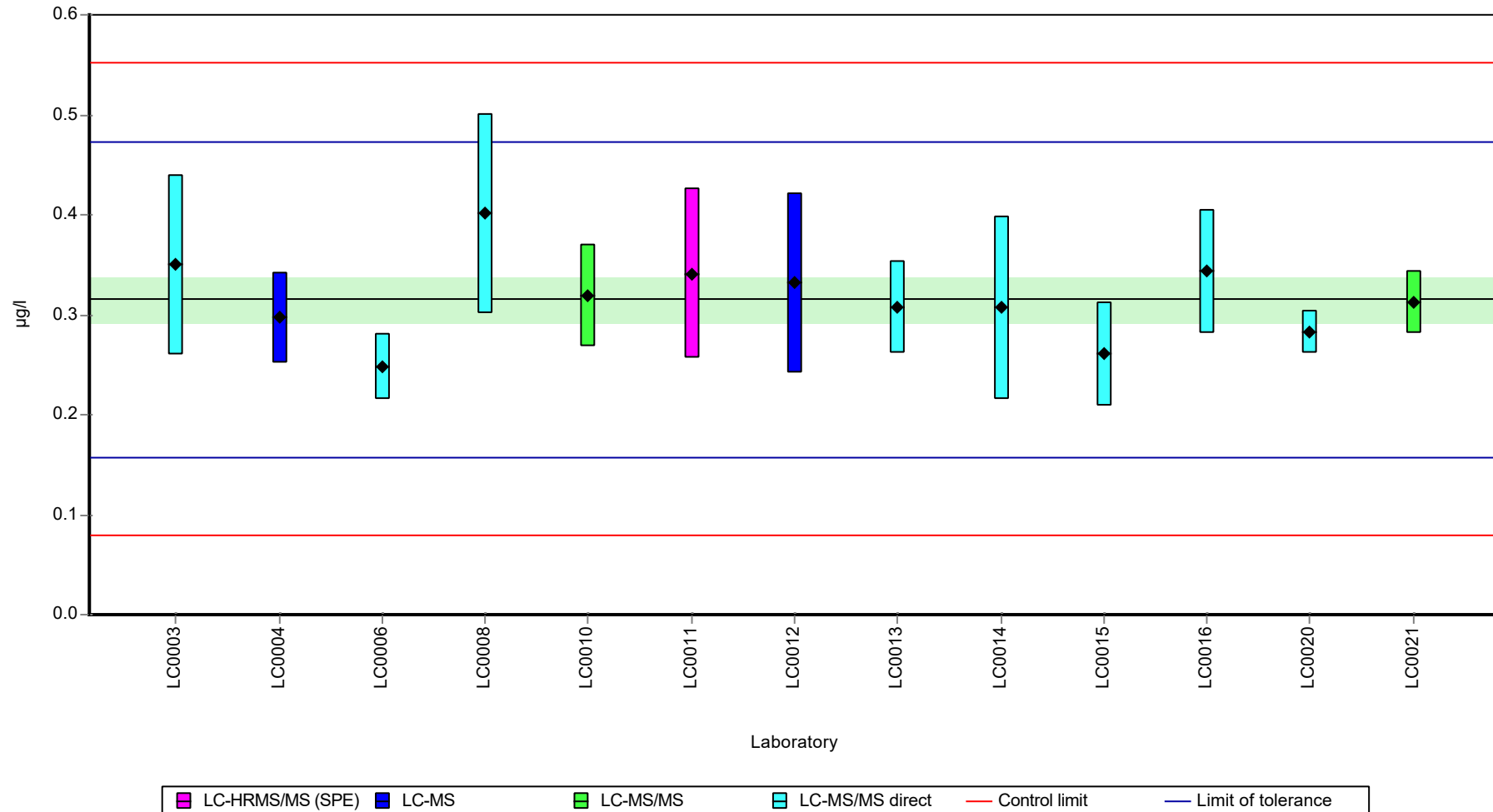
	all results	w ithout outliers	Unit
Mean ± CI (99%)	0.315 ± 0.0333	0.315 ± 0.0333	µg/l
Minimum	0.248	0.248	µg/l
Maximum	0.401	0.401	µg/l
Standard deviation	0.0401	0.0401	µg/l
rel. standard deviation	12.7	12.7	%
n	13	13	-

Parameter oriented report Pharmaceuticals, Industrial Chemicals and Artificial Sweeteners - AZ11

Sample: AZ11A, Parameter: Cyclamate

Graphical presentation of results

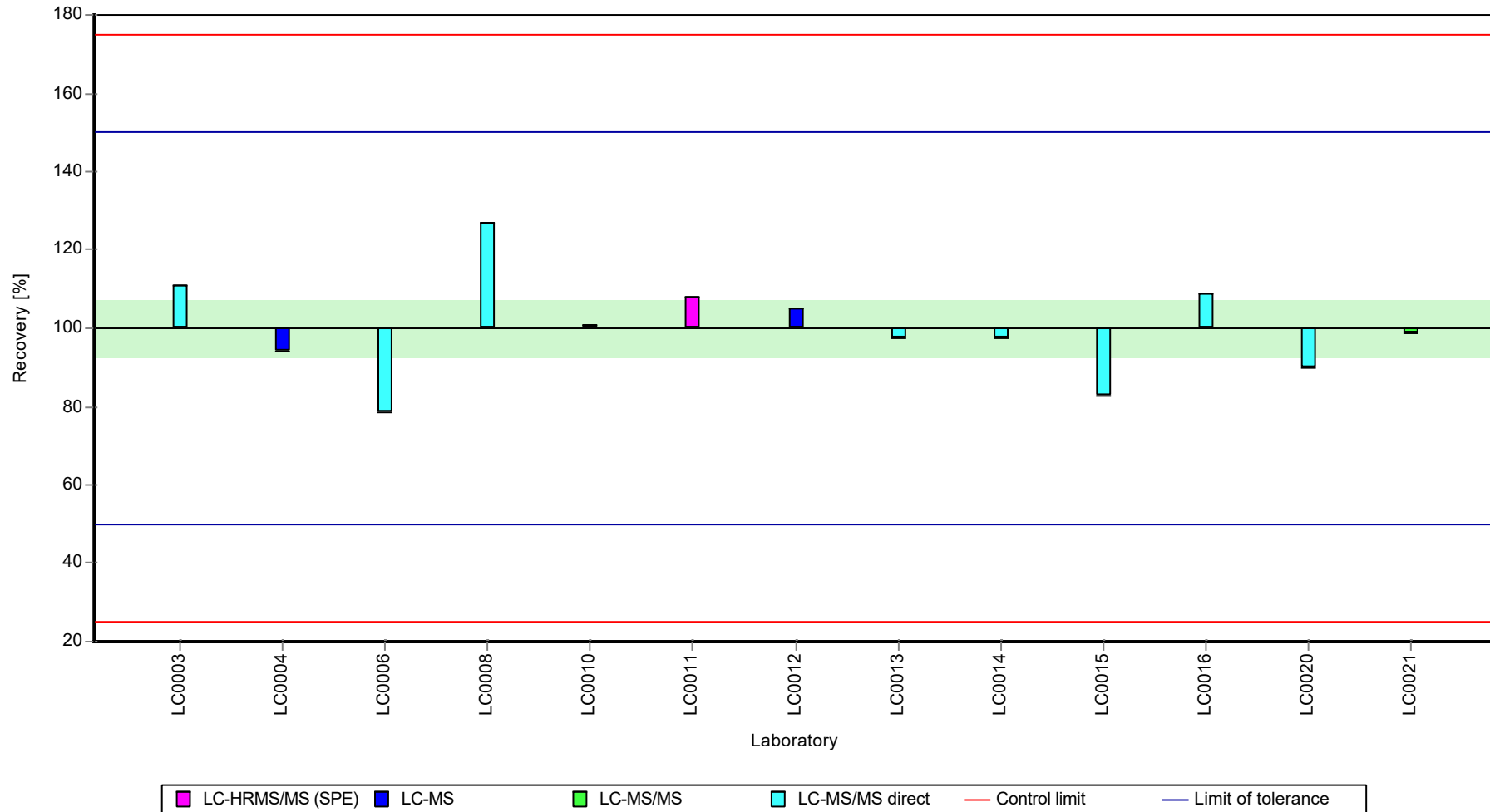
Results



Parameter oriented report Pharmaceuticals, Industrial Chemicals and Artificial Sweeteners - AZ11

Sample: AZ11A, Parameter: Cyclamate

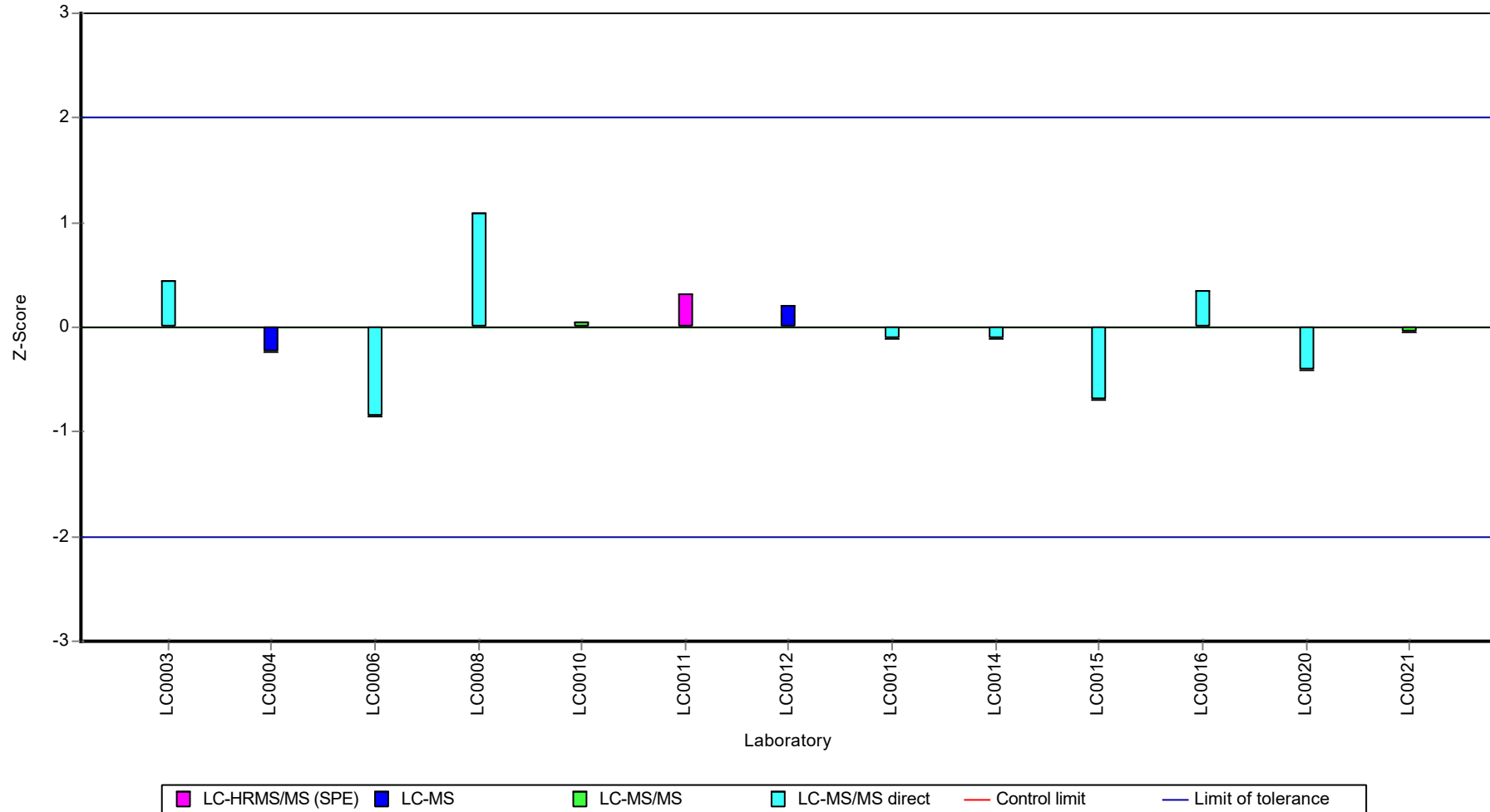
Recovery rate



Parameter oriented report Pharmaceuticals, Industrial Chemicals and Artificial Sweeteners - AZ11

Sample: AZ11A, Parameter: Cyclamate

Z-score



Parameter oriented report Pharmaceuticals, Industrial
Chemicals and Artificial Sweeteners - AZ11

Sample: AZ11B, Parameter: Cyclamate

Parameter oriented report

AZ11 B

Cyclamate

Unit	µg/l
Assigned value ± U (k=2)	0.0992 ± 0.0135
Criterion	0.0248 (25 %)
Minimum - Maximum	0.0714 - 0.144
Control test value ± U (k=2)	0.101 ± 0.0303

Labcode	Result	± U	Recovery [%]	z-score	Comments
LC0001	-	-	-	-	
LC0002	-	-	-	-	
LC0003	0.2	0.05	202	4.06	H
LC0004	0.0867	0.013	87.4	-0.5	
LC0005	-	-	-	-	
LC0006	0.0714	0.01	72	-1.12	
LC0007	-	-	-	-	
LC0008	0.123	0.031	124	0.96	
LC0009	-	-	-	-	
LC0010	0.0817	0.0131	82.3	-0.71	
LC0011	0.0967	0.0242	97.5	-0.1	
LC0012	-	-	-	-	
LC0013	0.111	0.017	112	0.47	
LC0014	0.093	0.028	93.7	-0.25	
LC0015	0.144	0.029	145	1.81	
LC0016	0.097	0.018	97.8	-0.09	
LC0017	-	-	-	-	
LC0018	-	-	-	-	
LC0019	-	-	-	-	
LC0020	-	-	-	-	
LC0021	0.0877	0.00877	88.4	-0.46	

Characteristics of parameter

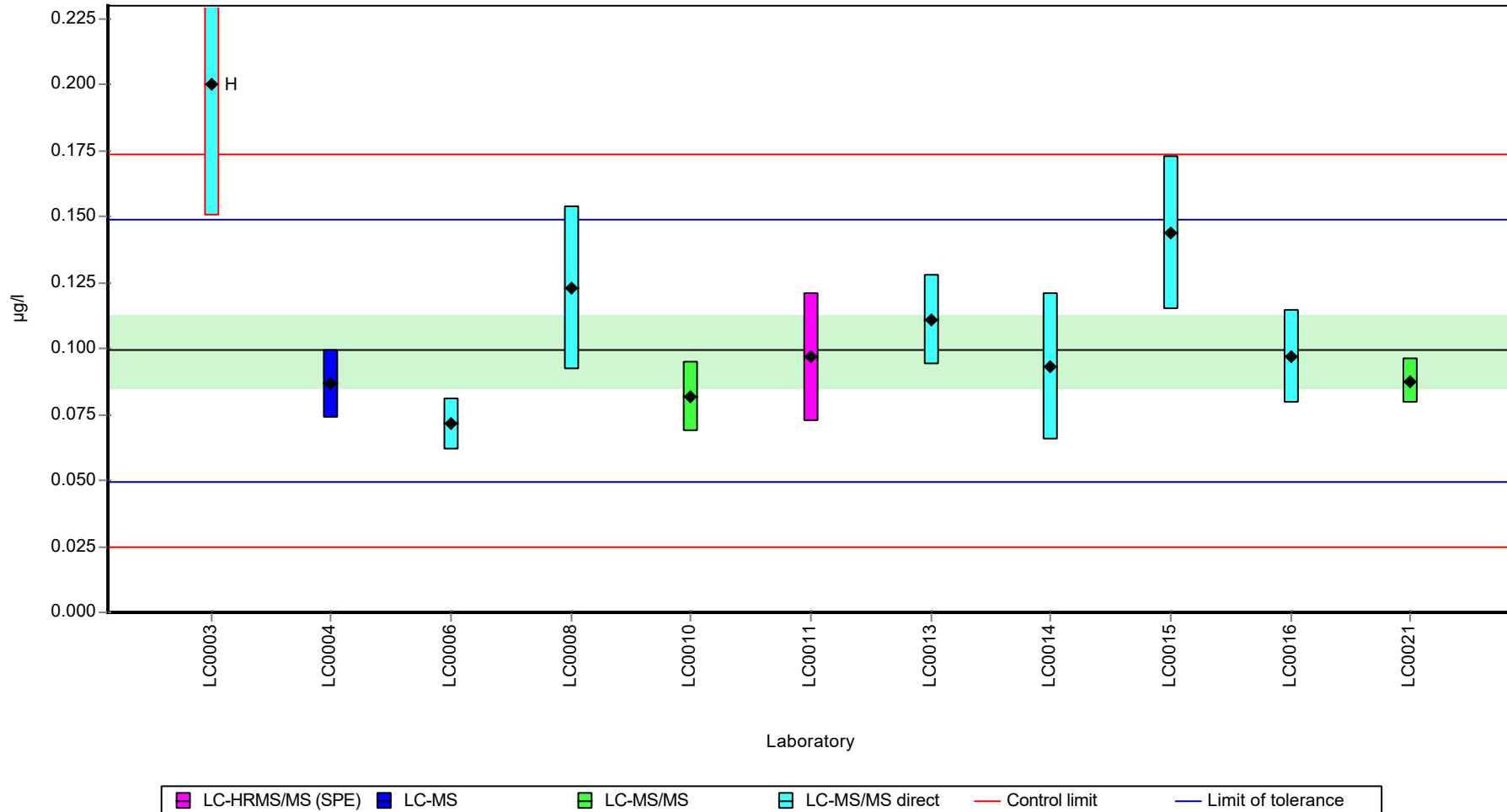
	all results	w ithout outliers	Unit
Mean ± CI (99%)	0.108 ± 0.0331	0.0992 ± 0.0203	µg/l
Minimum	0.0714	0.0714	µg/l
Maximum	0.2	0.144	µg/l
Standard deviation	0.0366	0.0214	µg/l
rel. standard deviation	33.7	21.6	%
n	11	10	-

Parameter oriented report Pharmaceuticals, Industrial Chemicals and Artificial Sweeteners - AZ11

Sample: AZ11B, Parameter: Cyclamate

Graphical presentation of results

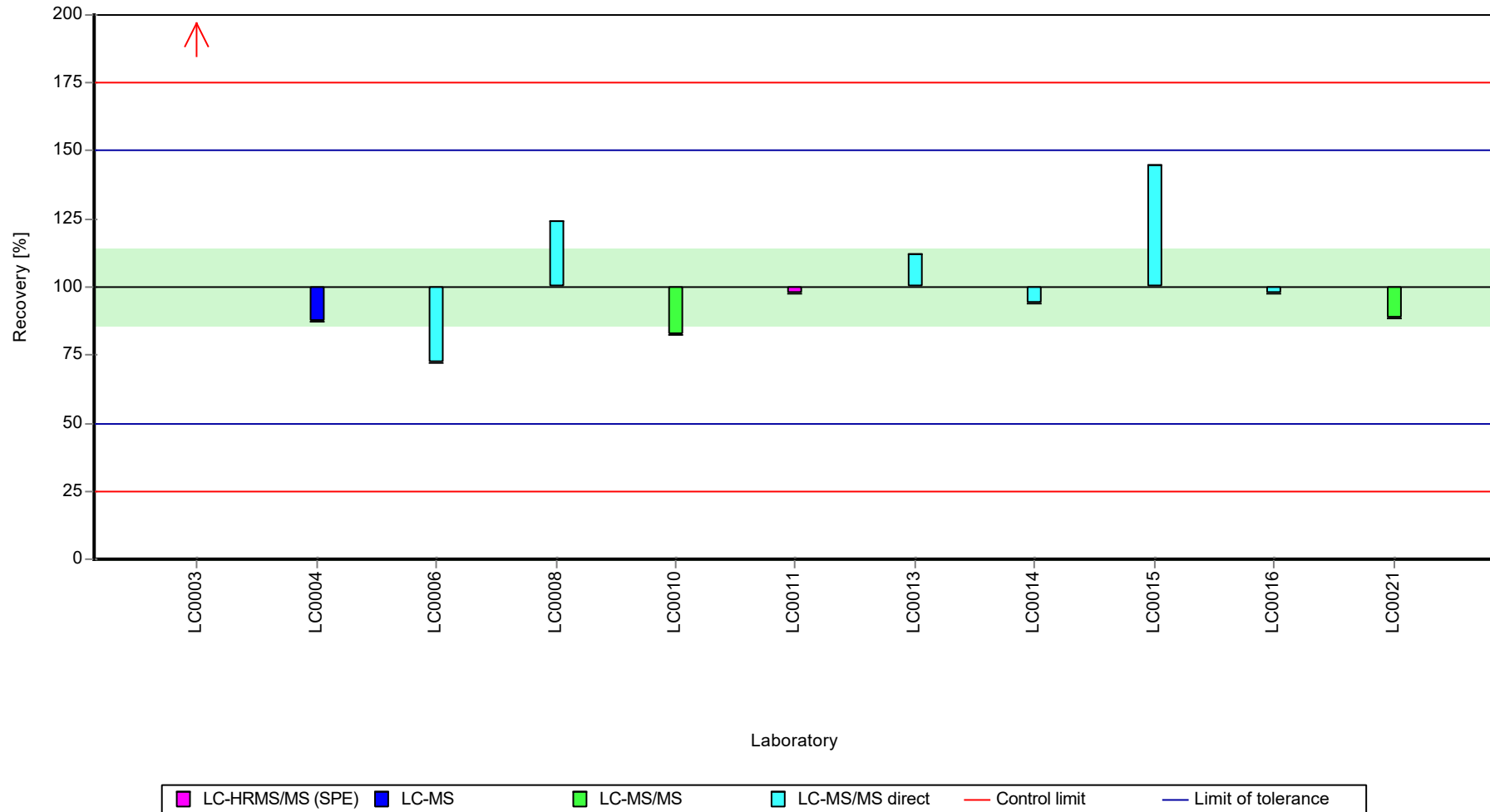
Results



Parameter oriented report Pharmaceuticals, Industrial Chemicals and Artificial Sweeteners - AZ11

Sample: AZ11B, Parameter: Cyclamate

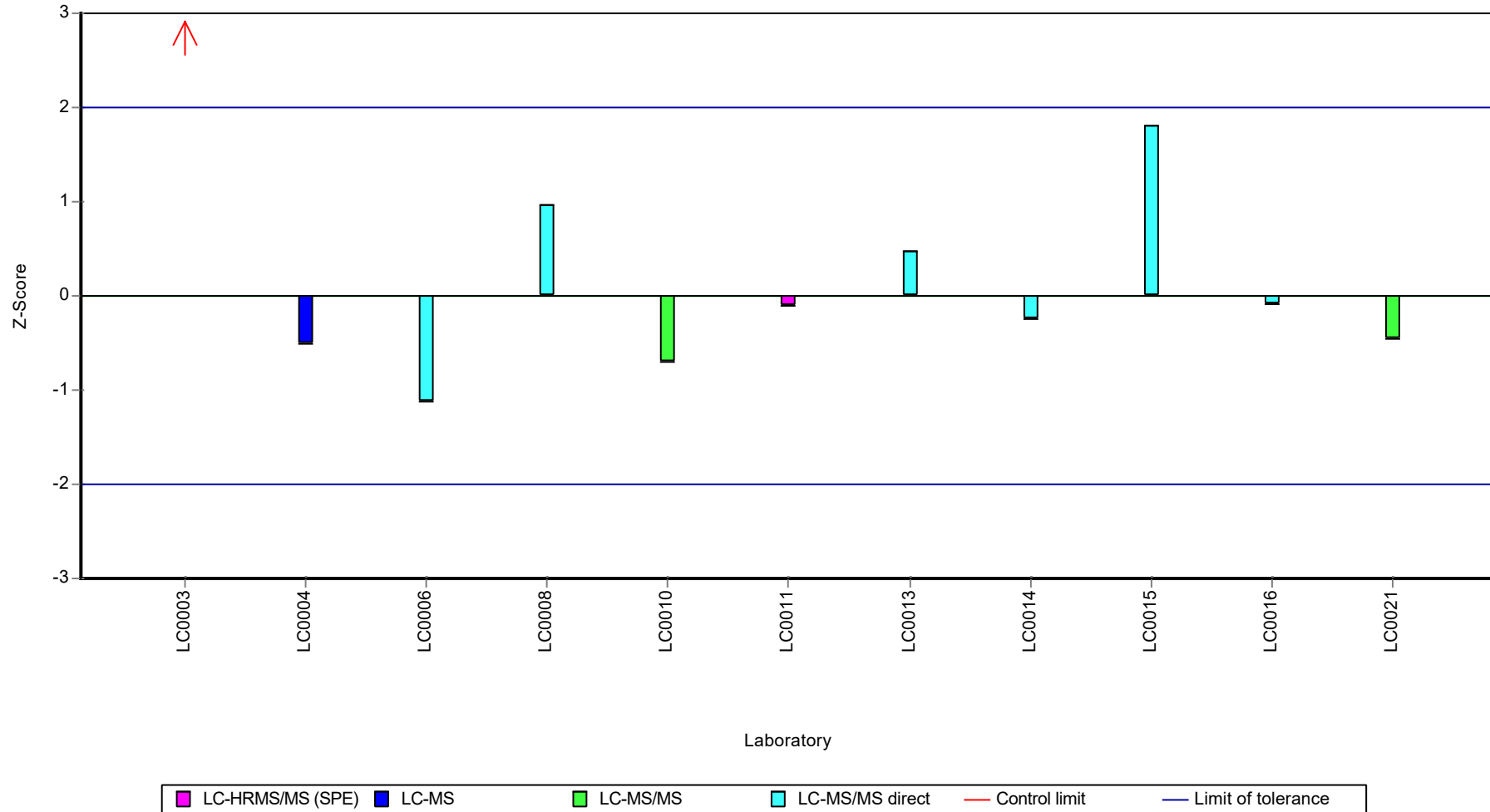
Recovery rate



Parameter oriented report Pharmaceuticals, Industrial Chemicals and Artificial Sweeteners - AZ11

Sample: AZ11B, Parameter: Cyclamate

Z-score



Parameter oriented report Pharmaceuticals, Industrial
Chemicals and Artificial Sweeteners - AZ11

Sample: AZ11A, Parameter: Diazepam

Parameter oriented report

AZ11 A

Diazepam*

Unit	µg/l
Assigned value ± U (k=2)	-
Criterion	-
Minimum - Maximum	0.054 - 0.073
Control test value ± U (k=2)	0.0724 ± 0.0253

*The calculated mean value MV +/- U(k=2) based on the data of the accredited laboratories (n) is listed for information. This can be used for comparison as part of your internal QA measures: MV(n=4, accr.) +/- U(k=2): 0.0648 +/- 0.00888 µg/l

Labcode	Result	± U	Recovery [%]	z-score	Comments
LC0001	-	-	-	-	
LC0002	-	-	-	-	
LC0003	-	-	-	-	
LC0004	0.0631	0.0085	-	-	
LC0005	-	-	-	-	
LC0006	-	-	-	-	
LC0007	-	-	-	-	
LC0008	0.054	0.013	-	-	
LC0009	-	-	-	-	
LC0010	-	-	-	-	
LC0011	0.073	0.0183	-	-	
LC0012	-	-	-	-	
LC0013	-	-	-	-	
LC0014	-	-	-	-	
LC0015	-	-	-	-	
LC0016	-	-	-	-	
LC0017	-	-	-	-	
LC0018	-	-	-	-	
LC0019	-	-	-	-	
LC0020	0.071	0.00928	-	-	
LC0021	0.061	0.0061	-	-	

Characteristics of parameter

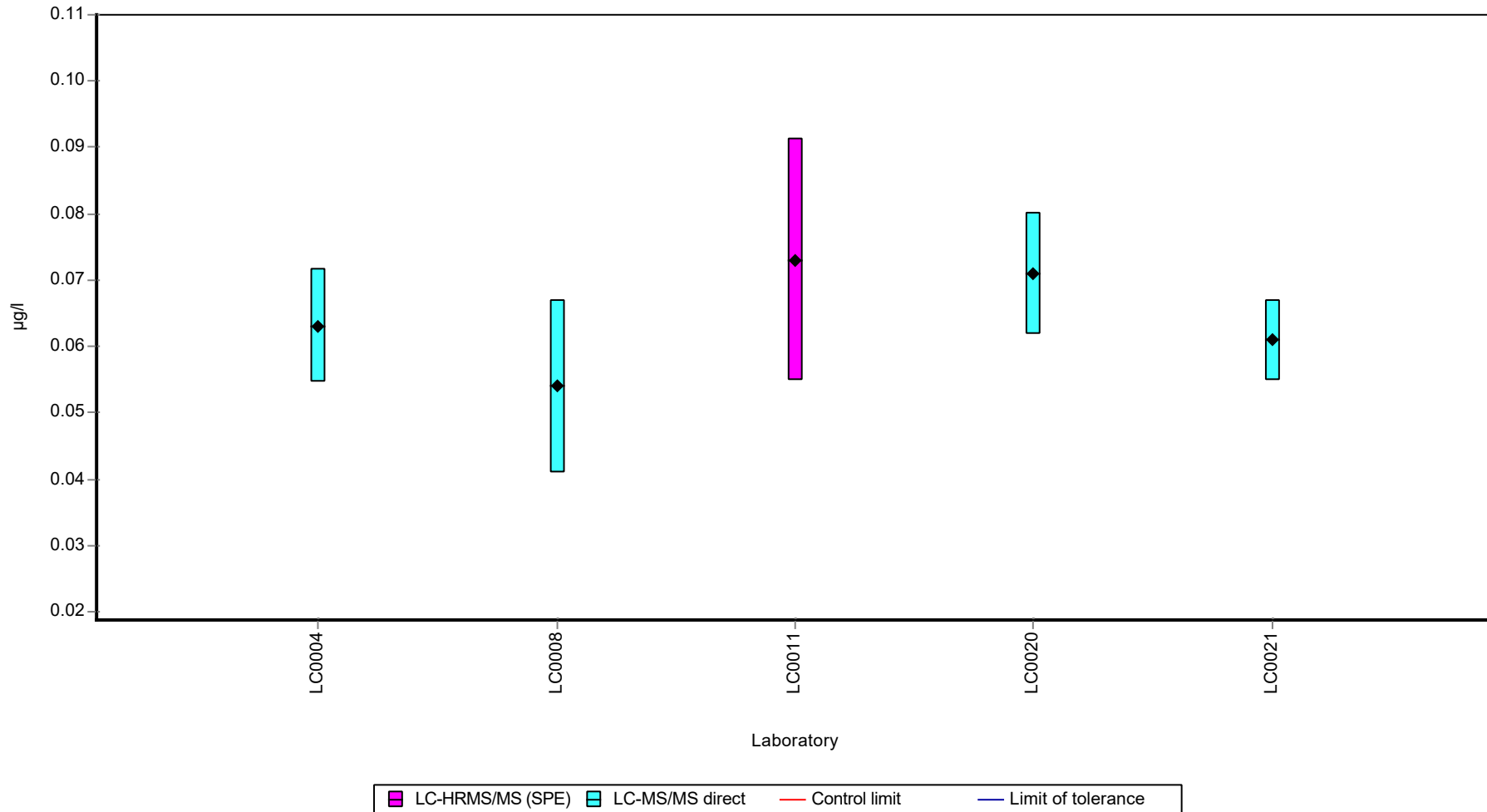
	all results	w ithout outliers	Unit
Mean ± CI (99%)	0.0644 ± 0.0104	-	µg/l
Minimum	0.054	0.054	µg/l
Maximum	0.073	0.073	µg/l
Standard deviation	0.00773	-	µg/l
rel. standard deviation	12	-	%
n	5	5	-

Parameter oriented report Pharmaceuticals, Industrial Chemicals and Artificial Sweeteners - AZ11

Sample: AZ11A, Parameter: Diazepam

Graphical presentation of results

Results



Parameter oriented report Pharmaceuticals, Industrial
Chemicals and Artificial Sweeteners - AZ11

Sample: AZ11B, Parameter: Diazepam

Parameter oriented report

AZ11 B

Diazepam*

Unit	µg/l
Assigned value ± U (k=2)	-
Criterion	-
Minimum - Maximum	0.515 - 0.642
Control test value ± U (k=2)	0.625 ± 0.219

*The calculated mean value MV +/- U(k=2) based on the data of the accredited laboratories (n) is listed for information. This can be used for comparison as part of your internal QA measures: MV(n=4, accr.) +/- U(k=2): 0.586 +/- 0.0526 µg/l

Labcode	Result	± U	Recovery [%]	z-score	Comments
LC0001	-	-	-	-	
LC0002	-	-	-	-	
LC0003	-	-	-	-	
LC0004	0.57	0.077	-	-	
LC0005	-	-	-	-	
LC0006	-	-	-	-	
LC0007	-	-	-	-	
LC0008	0.515	0.129	-	-	
LC0009	-	-	-	-	
LC0010	-	-	-	-	
LC0011	0.642	0.1605	-	-	
LC0012	-	-	-	-	
LC0013	-	-	-	-	
LC0014	-	-	-	-	
LC0015	-	-	-	-	
LC0016	-	-	-	-	
LC0017	-	-	-	-	
LC0018	-	-	-	-	
LC0019	-	-	-	-	
LC0020	0.596	0.0774	-	-	
LC0021	0.592	0.0592	-	-	

Characteristics of parameter

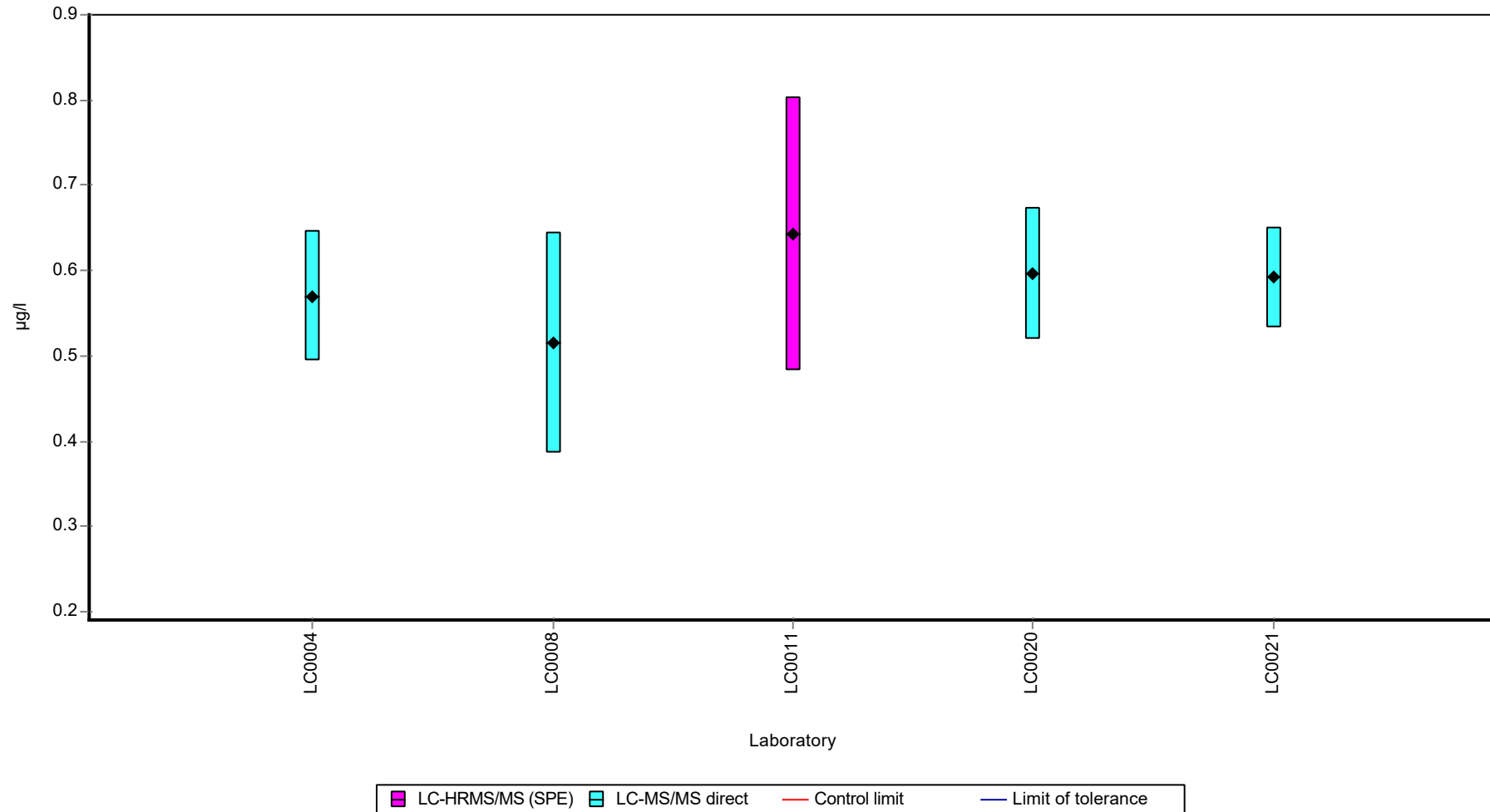
	all results	w ithout outliers	Unit
Mean ± CI (99%)	0.583 ± 0.0619	-	µg/l
Minimum	0.515	0.515	µg/l
Maximum	0.642	0.642	µg/l
Standard deviation	0.0462	-	µg/l
rel. standard deviation	7.92	-	%
n	5	5	-

Parameter oriented report Pharmaceuticals, Industrial Chemicals and Artificial Sweeteners - AZ11

Sample: AZ11B, Parameter: Diazepam

Graphical presentation of results

Results



Parameter oriented report Pharmaceuticals, Industrial
Chemicals and Artificial Sweeteners - AZ11

Sample: AZ11A, Parameter: Diclofenac

Parameter oriented report

AZ11 A

Diclofenac

Unit	µg/l
Assigned value ± U (k=2)	0.481 ± 0.0101
Criterion	0.0674 (14 %)
Minimum - Maximum	0.445 - 0.516
Control test value ± U (k=2)	0.633 ± 0.253

Labcode	Result	± U	Recovery [%]	z-score	Comments
LC0001	0.49	0.15	102	0.13	
LC0002	0.5	0.045	104	0.28	
LC0003	-	-	-	-	
LC0004	0.474	0.033	98.5	-0.11	
LC0005	0.483	0.12075	100	0.02	
LC0006	0.477	0.071	99.1	-0.07	
LC0007	0.445	0.089	92.4	-0.54	
LC0008	0.361	0.09	75	-1.79	H
LC0009	-	-	-	-	
LC0010	-	-	-	-	
LC0011	0.4769	0.1192	99.1	-0.07	
LC0012	0.464	0.25	96.4	-0.26	
LC0013	0.516	0.077	107	0.51	
LC0014	0.495	0.149	103	0.2	
LC0015	< 0.02 (LOQ)	-	-	-	FN
LC0016	0.462	0.083	96	-0.29	
LC0017	0.46	0.032	95.6	-0.32	
LC0018	0.62	0.25	129	2.06	H
LC0019	0.48295	0.12074	100	0.02	
LC0020	0.482	0.0626	100	0.01	
LC0021	0.513	0.0513	107	0.47	

Characteristics of parameter

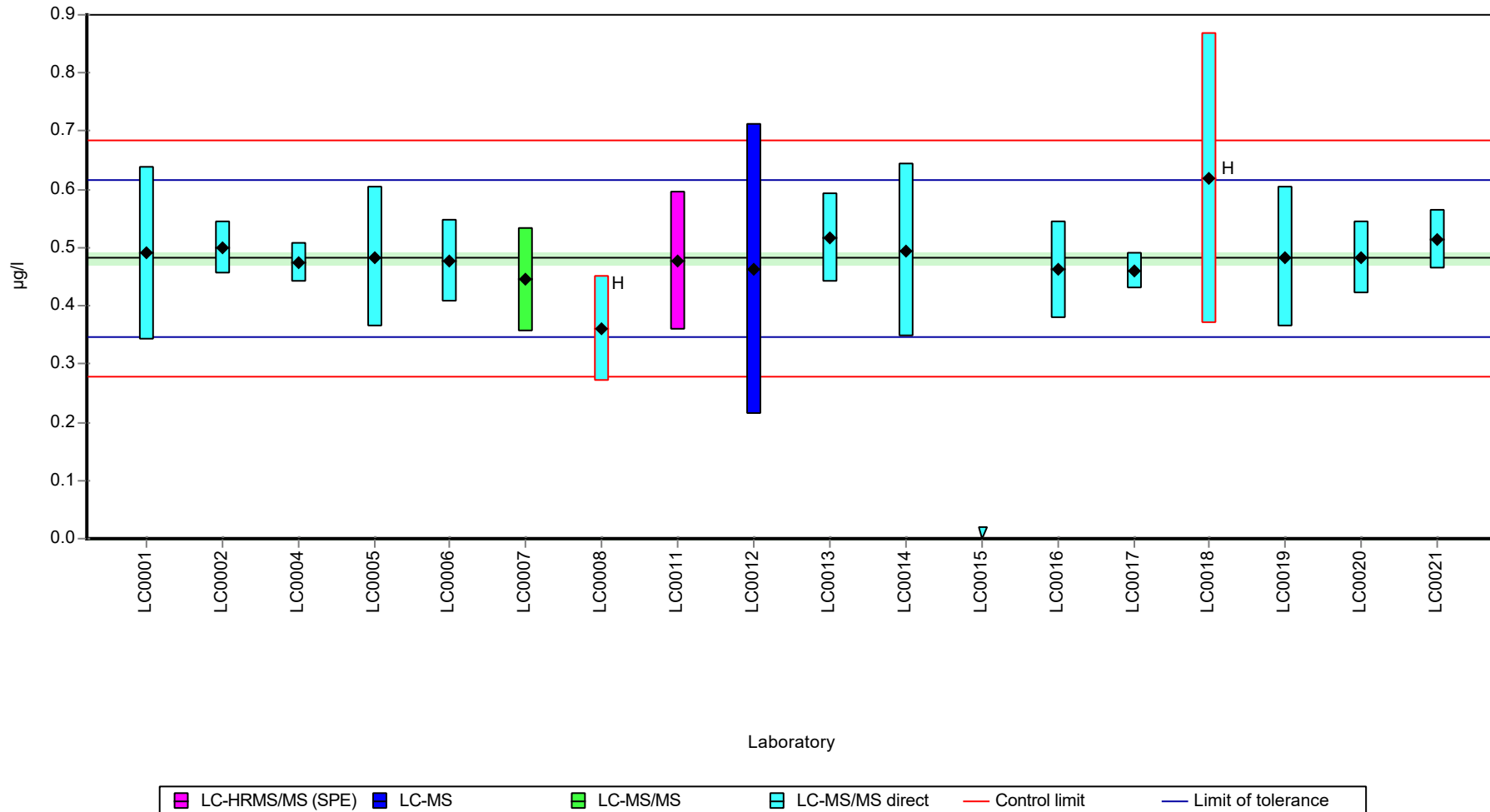
	all results	w ithout outliers	Unit
Mean ± CI (99%)	0.482 ± 0.0359	0.481 ± 0.0152	µg/l
Minimum	0.361	0.445	µg/l
Maximum	0.62	0.516	µg/l
Standard deviation	0.0494	0.0196	µg/l
rel. standard deviation	10.2	4.07	%
n	17	15	-

Parameter oriented report Pharmaceuticals, Industrial Chemicals and Artificial Sweeteners - AZ11

Sample: AZ11A, Parameter: Diclofenac

Graphical presentation of results

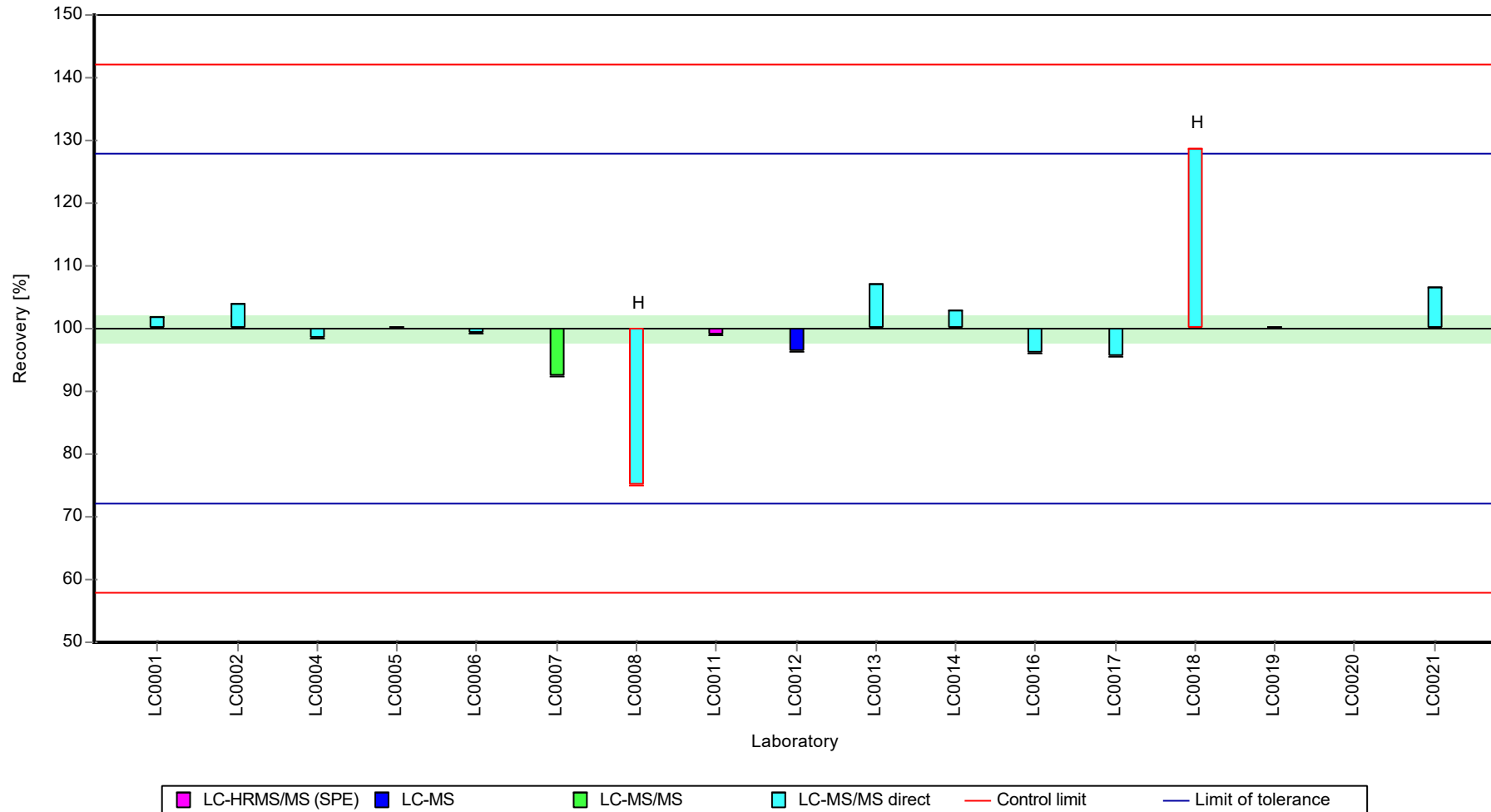
Results



Parameter oriented report Pharmaceuticals, Industrial Chemicals and Artificial Sweeteners - AZ11

Sample: AZ11A, Parameter: Diclofenac

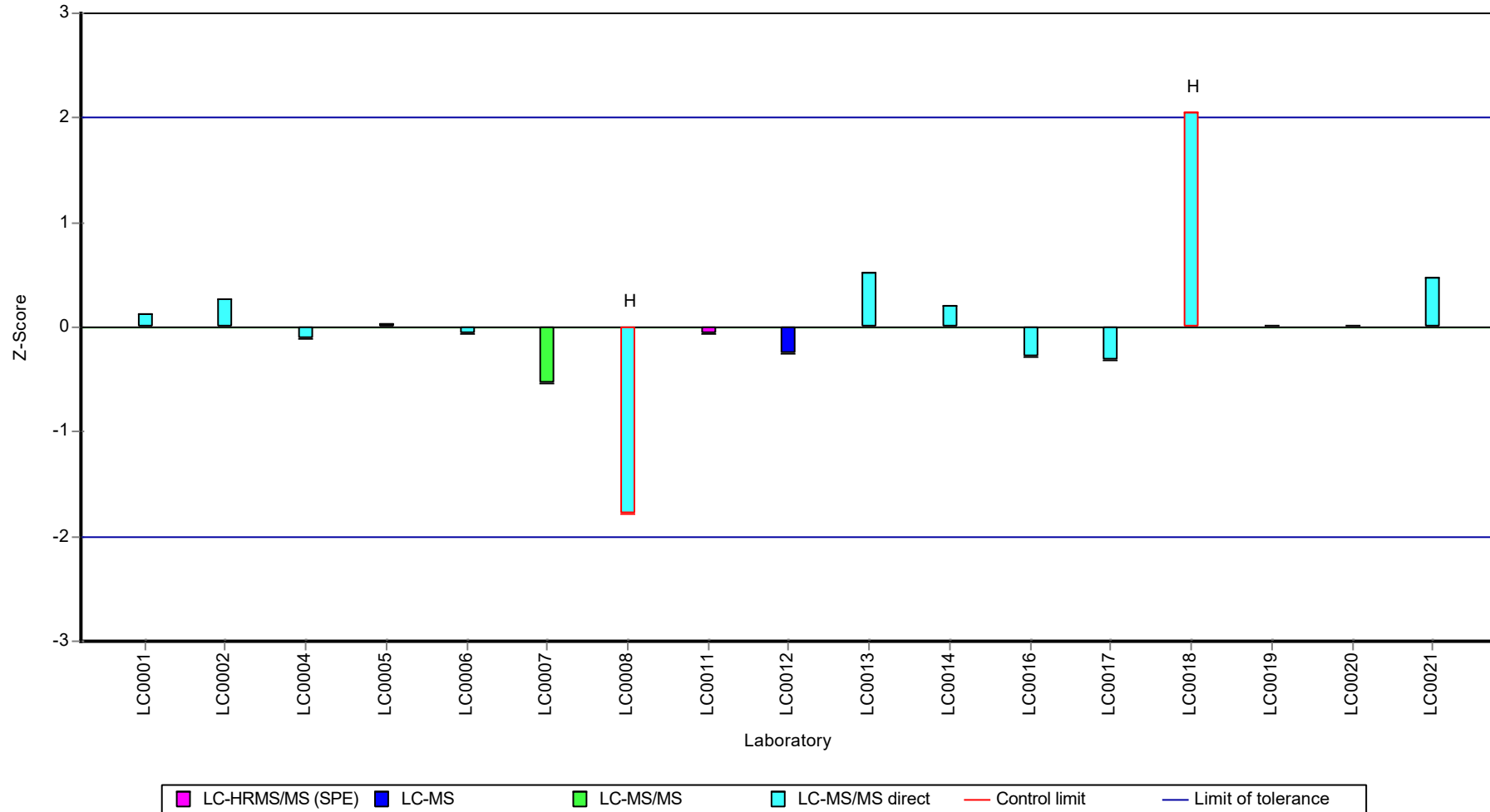
Recovery rate



Parameter oriented report Pharmaceuticals, Industrial Chemicals and Artificial Sweeteners - AZ11

Sample: AZ11A, Parameter: Diclofenac

Z-score



Parameter oriented report Pharmaceuticals, Industrial
Chemicals and Artificial Sweeteners - AZ11

Sample: AZ11B, Parameter: Diclofenac

Parameter oriented report

AZ11 B

Diclofenac

Unit	µg/l
Assigned value ± U (k=2)	2.02 ± 0.0908
Criterion	0.283 (14 %)
Minimum - Maximum	1.61 - 2.33
Control test value ± U (k=2)	2.78 ± 1.11

Labcode	Result	± U	Recovery [%]	z-score	Comments
LC0001	2.15	0.65	106	0.46	
LC0002	1.9	0.171	94	-0.43	
LC0003	-	-	-	-	
LC0004	1.94	0.14	96	-0.29	
LC0005	2.099	0.52475	104	0.28	
LC0006	1.91	0.29	94.5	-0.39	
LC0007	1.84	0.37	91.1	-0.64	
LC0008	1.61	0.4	79.7	-1.45	
LC0009	-	-	-	-	
LC0010	-	-	-	-	
LC0011	2.0239	0.506	100	0.01	
LC0012	1.976	1.085	97.8	-0.16	
LC0013	2.078	0.312	103	0.2	
LC0014	2.24	0.672	111	0.78	
LC0015	1.11	0.222	54.9	-3.22	H
LC0016	1.801	0.324	89.1	-0.78	
LC0017	1.93	0.14	95.5	-0.32	
LC0018	2.3	0.94	114	0.99	
LC0019	2.3345	0.58362	116	1.11	
LC0020	2.1	0.273	104	0.28	
LC0021	2.12	0.212	105	0.35	

Characteristics of parameter

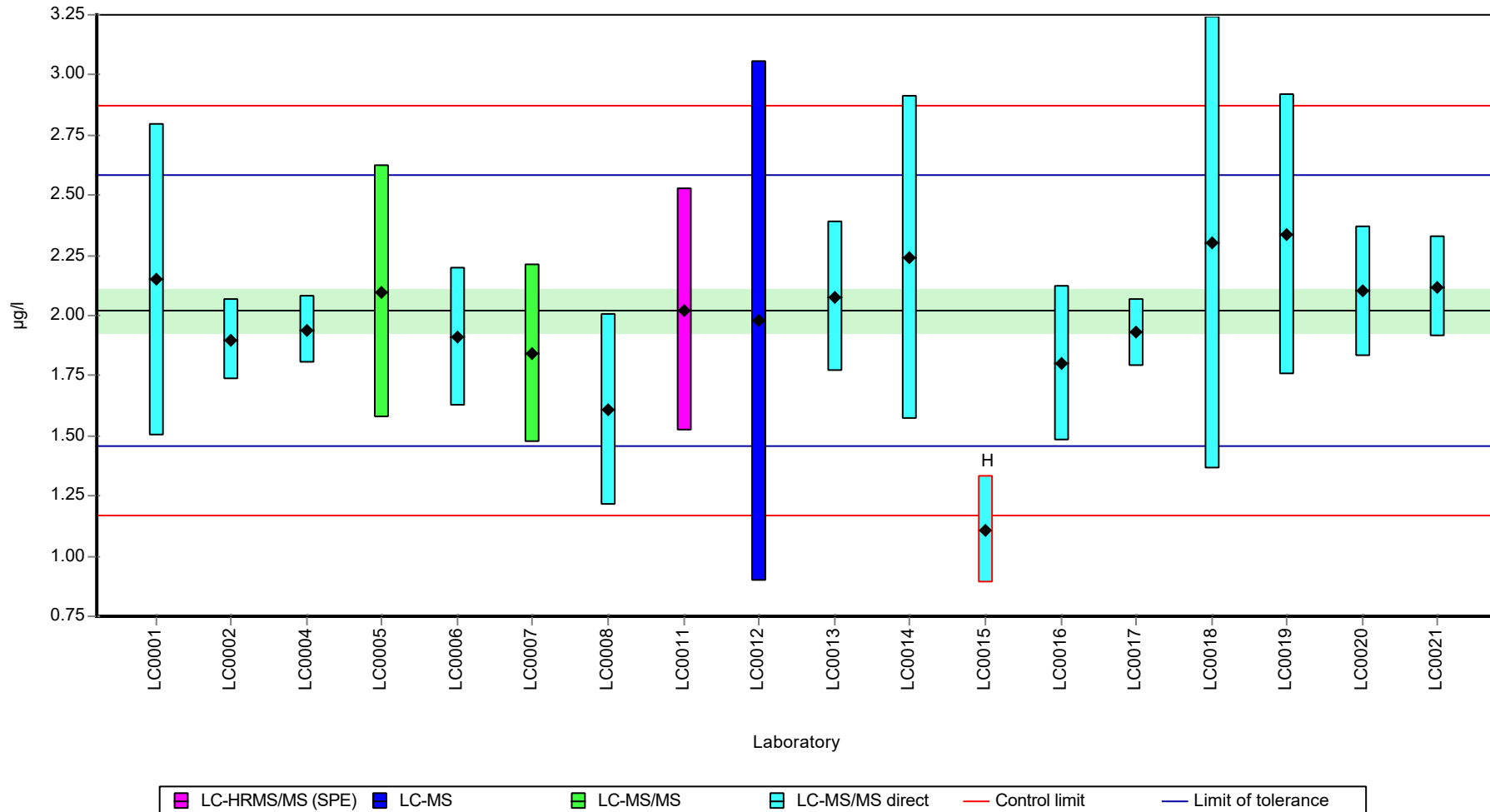
	all results	w ithout outliers	Unit
Mean ± CI (99%)	1.97 ± 0.199	2.02 ± 0.136	µg/l
Minimum	1.11	1.61	µg/l
Maximum	2.33	2.33	µg/l
Standard deviation	0.281	0.187	µg/l
rel. standard deviation	14.3	9.26	%
n	18	17	-

Parameter oriented report Pharmaceuticals, Industrial Chemicals and Artificial Sweeteners - AZ11

Sample: AZ11B, Parameter: Diclofenac

Graphical presentation of results

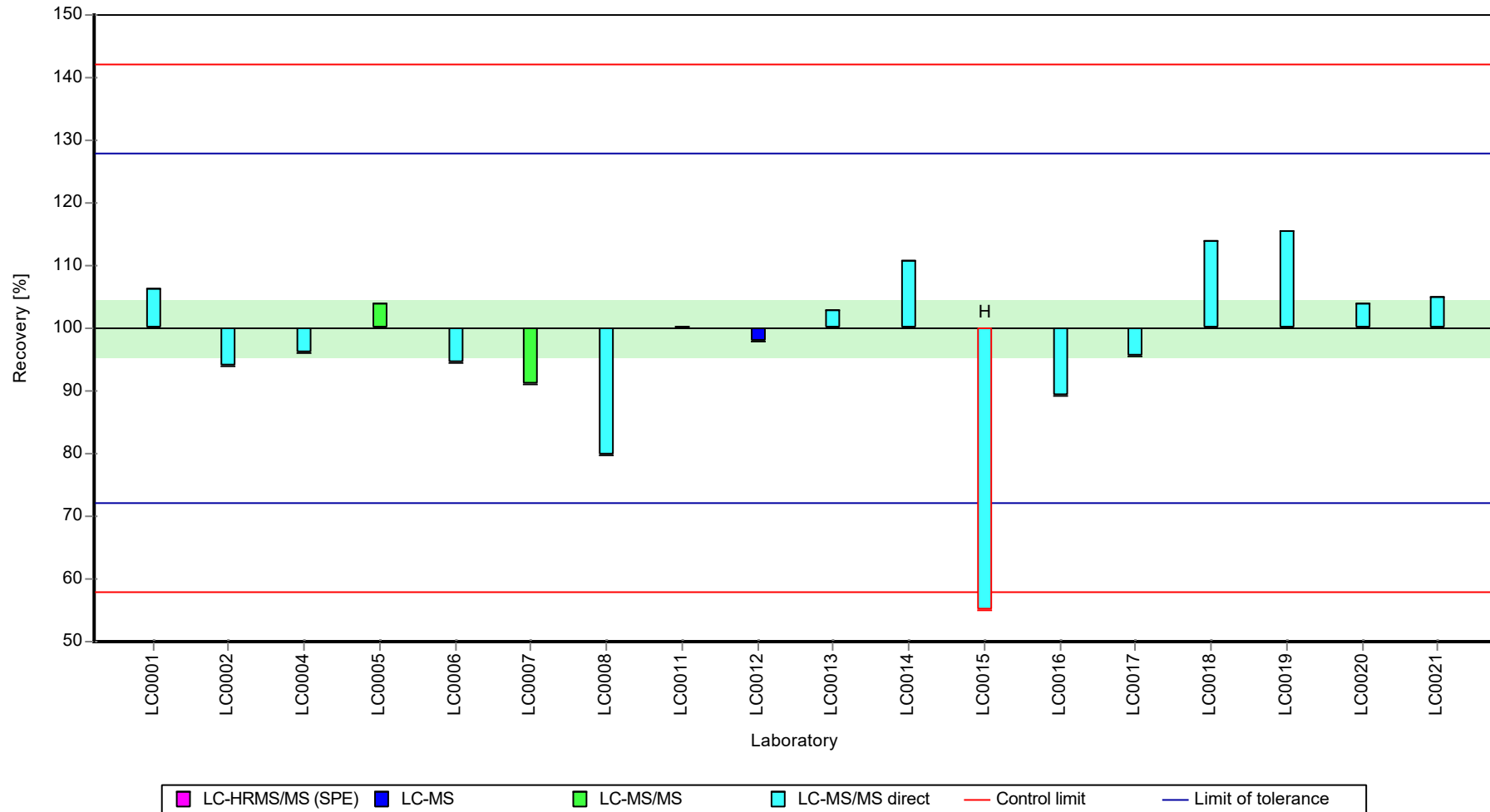
Results



Parameter oriented report Pharmaceuticals, Industrial Chemicals and Artificial Sweeteners - AZ11

Sample: AZ11B, Parameter: Diclofenac

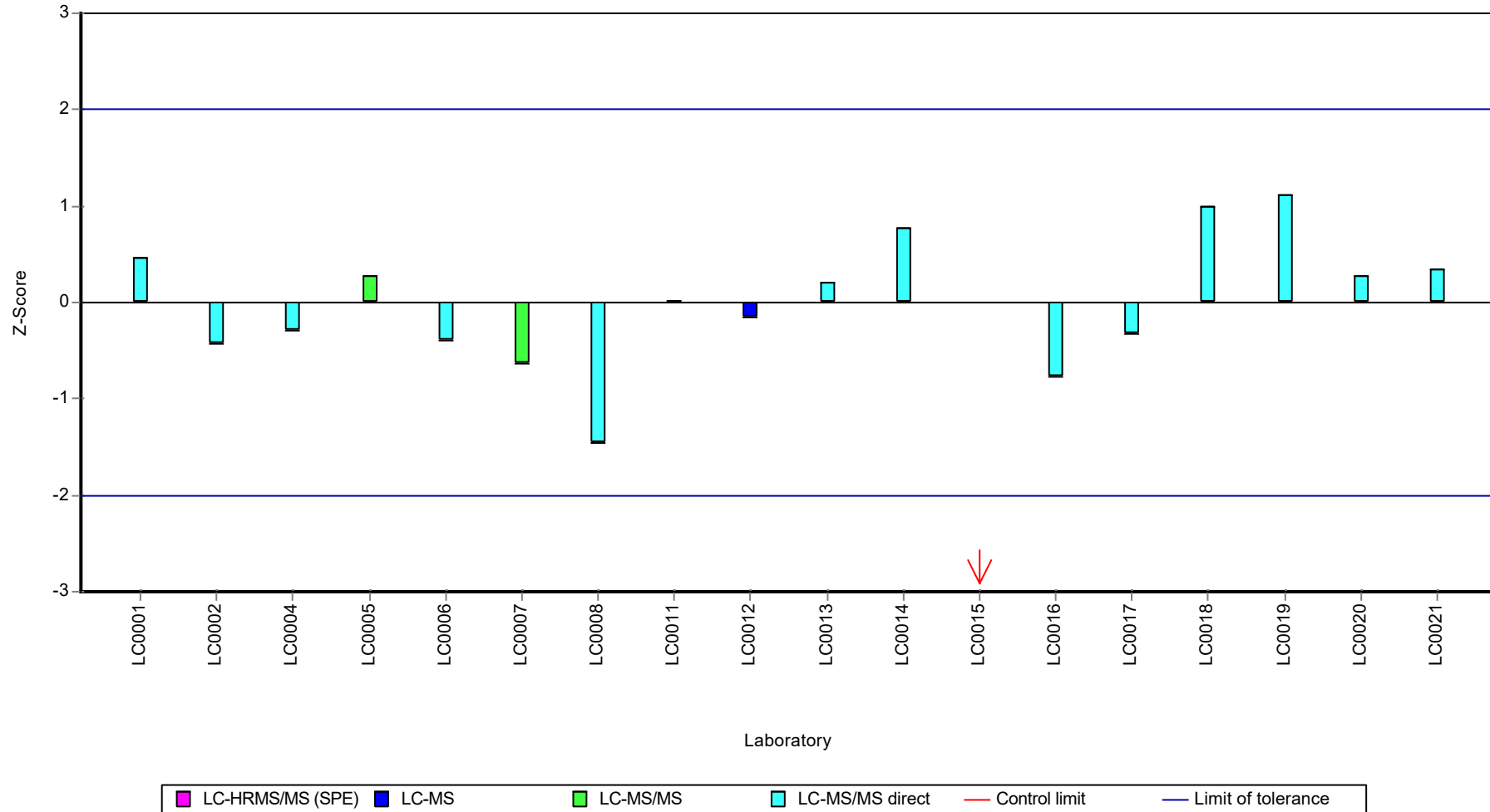
Recovery rate



Parameter oriented report Pharmaceuticals, Industrial Chemicals and Artificial Sweeteners - AZ11

Sample: AZ11B, Parameter: Diclofenac

Z-score



Parameter oriented report Pharmaceuticals, Industrial
Chemicals and Artificial Sweeteners - AZ11

Sample: AZ11A, Parameter: Ibuprofen

Parameter oriented report

AZ11 A

Ibuprofen

Unit	µg/l
Assigned value ± U (k=2)	0.41 ± 0.0265
Criterion	0.0492 (12 %)
Minimum - Maximum	0.303 - 0.461
Control test value ± U (k=2)	0.508 ± 0.178

Labcode	Result	± U	Recovery [%]	z-score	Comments
LC0001	-	-	-	-	
LC0002	0.42	0.05	103	0.21	
LC0003	-	-	-	-	
LC0004	0.44	0.035	107	0.62	
LC0005	-	-	-	-	
LC0006	0.374	0.06	91.3	-0.73	
LC0007	0.459	0.068	112	1	
LC0008	0.383	0.096	93.5	-0.54	
LC0009	-	-	-	-	
LC0010	-	-	-	-	
LC0011	-	-	-	-	
LC0012	0.415	0.15	101	0.11	
LC0013	0.208	0.031	50.8	-4.1	H
LC0014	-	-	-	-	
LC0015	0.303	0.061	74	-2.17	
LC0016	-	-	-	-	
LC0017	0.461	0.023	113	1.04	
LC0018	0.42	0.13	103	0.21	
LC0019	0.36984	0.09246	90.3	-0.81	
LC0020	0.453	0.068	111	0.88	
LC0021	0.418	0.0418	102	0.17	

Characteristics of parameter

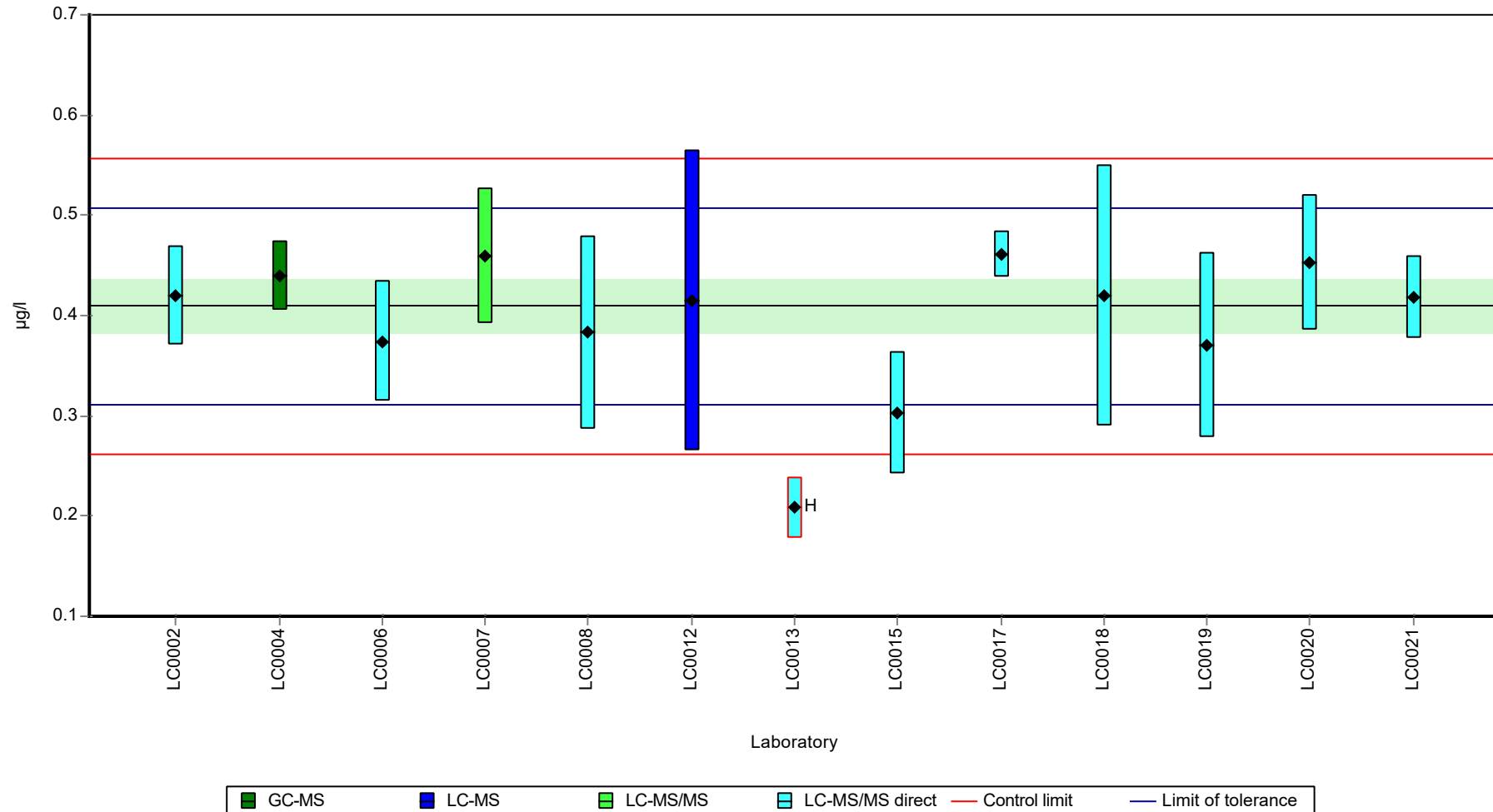
	all results	w ithout outliers	Unit
Mean ± CI (99%)	0.394 ± 0.0592	0.41 ± 0.0397	µg/l
Minimum	0.208	0.303	µg/l
Maximum	0.461	0.461	µg/l
Standard deviation	0.0711	0.0459	µg/l
rel. standard deviation	18	11.2	%
n	13	12	-

Parameter oriented report Pharmaceuticals, Industrial Chemicals and Artificial Sweeteners - AZ11

Sample: AZ11A, Parameter: Ibuprofen

Graphical presentation of results

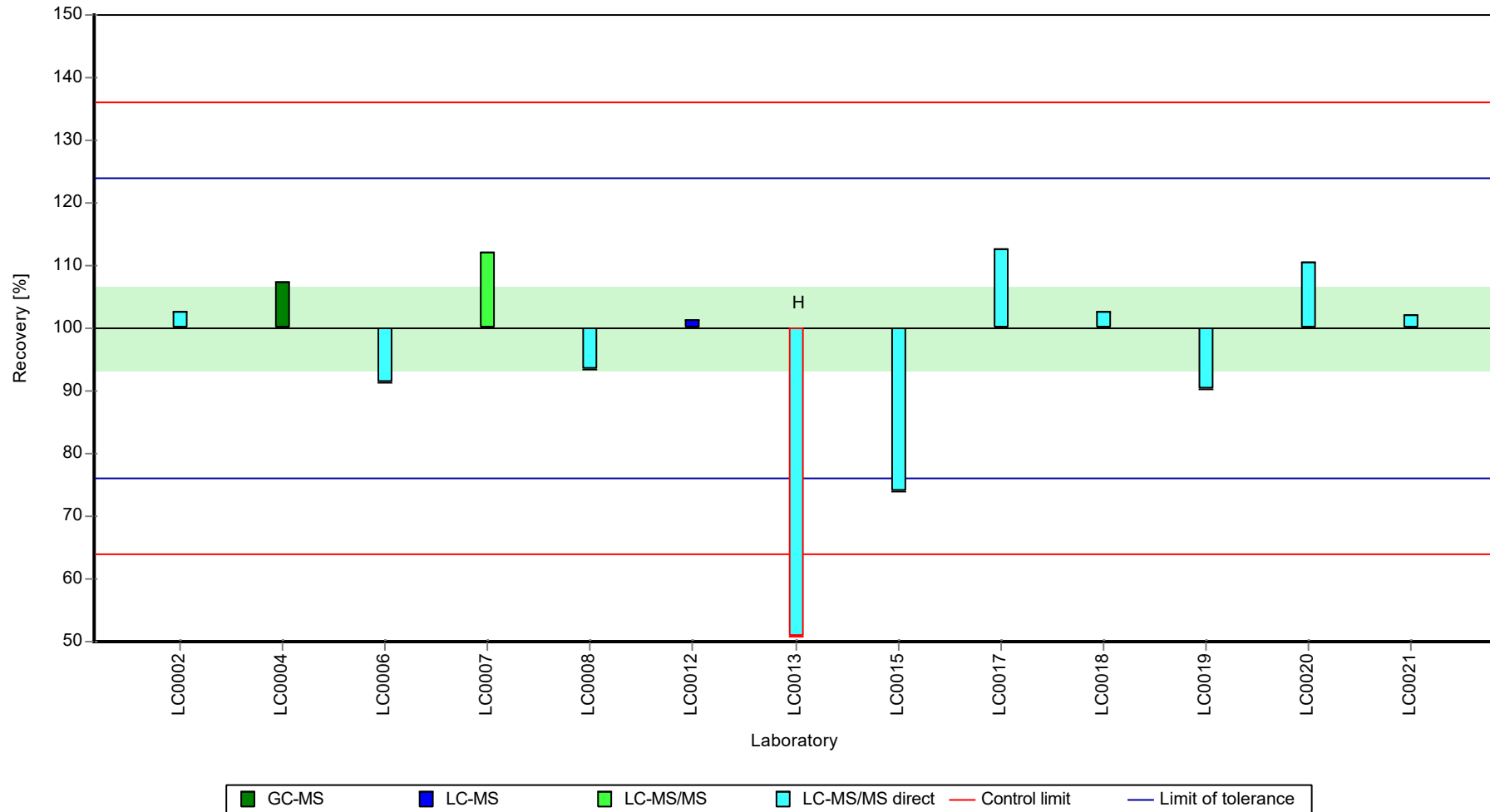
Results



Parameter oriented report Pharmaceuticals, Industrial Chemicals and Artificial Sweeteners - AZ11

Sample: AZ11A, Parameter: Ibuprofen

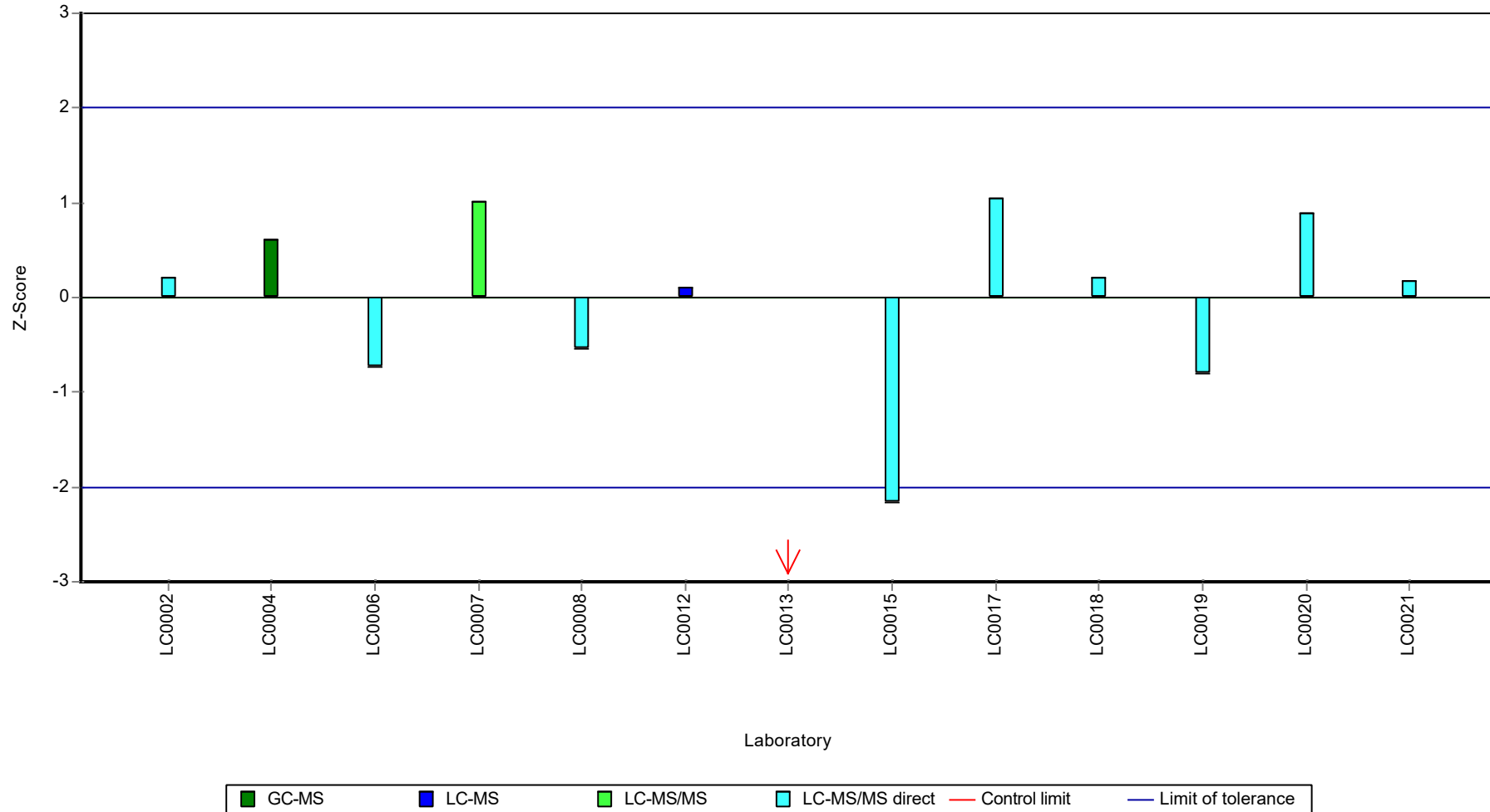
Recovery rate



Parameter oriented report Pharmaceuticals, Industrial Chemicals and Artificial Sweeteners - AZ11

Sample: AZ11A, Parameter: Ibuprofen

Z-score



Parameter oriented report Pharmaceuticals, Industrial
Chemicals and Artificial Sweeteners - AZ11

Sample: AZ11B, Parameter: Ibuprofen

Parameter oriented report

AZ11 B

Ibuprofen

Unit	µg/l
Assigned value ± U (k=2)	1.39 ± 0.0714
Criterion	0.167 (12 %)
Minimum - Maximum	1.21 - 1.62
Control test value ± U (k=2)	1.59 ± 0.555

Labcode	Result	± U	Recovery [%]	z-score	Comments
LC0001	-	-	-	-	
LC0002	1.4	0.168	101	0.06	
LC0003	-	-	-	-	
LC0004	1.34	0.11	96.4	-0.3	
LC0005	-	-	-	-	
LC0006	1.23	0.2	88.5	-0.96	
LC0007	1.46	0.22	105	0.42	
LC0008	1.21	0.3	87.1	-1.08	
LC0009	-	-	-	-	
LC0010	-	-	-	-	
LC0011	-	-	-	-	
LC0012	1.37	0.48	98.6	-0.12	
LC0013	0.781	0.117	56.2	-3.65	H
LC0014	-	-	-	-	
LC0015	< 0.03 (LOQ)	-	-	-	FN
LC0016	-	-	-	-	
LC0017	1.47	0.074	106	0.48	
LC0018	1.3	0.42	93.5	-0.54	
LC0019	1.61675	0.56586	116	1.36	
LC0020	1.41	0.211	101	0.12	
LC0021	1.48	0.148	106	0.54	

Characteristics of parameter

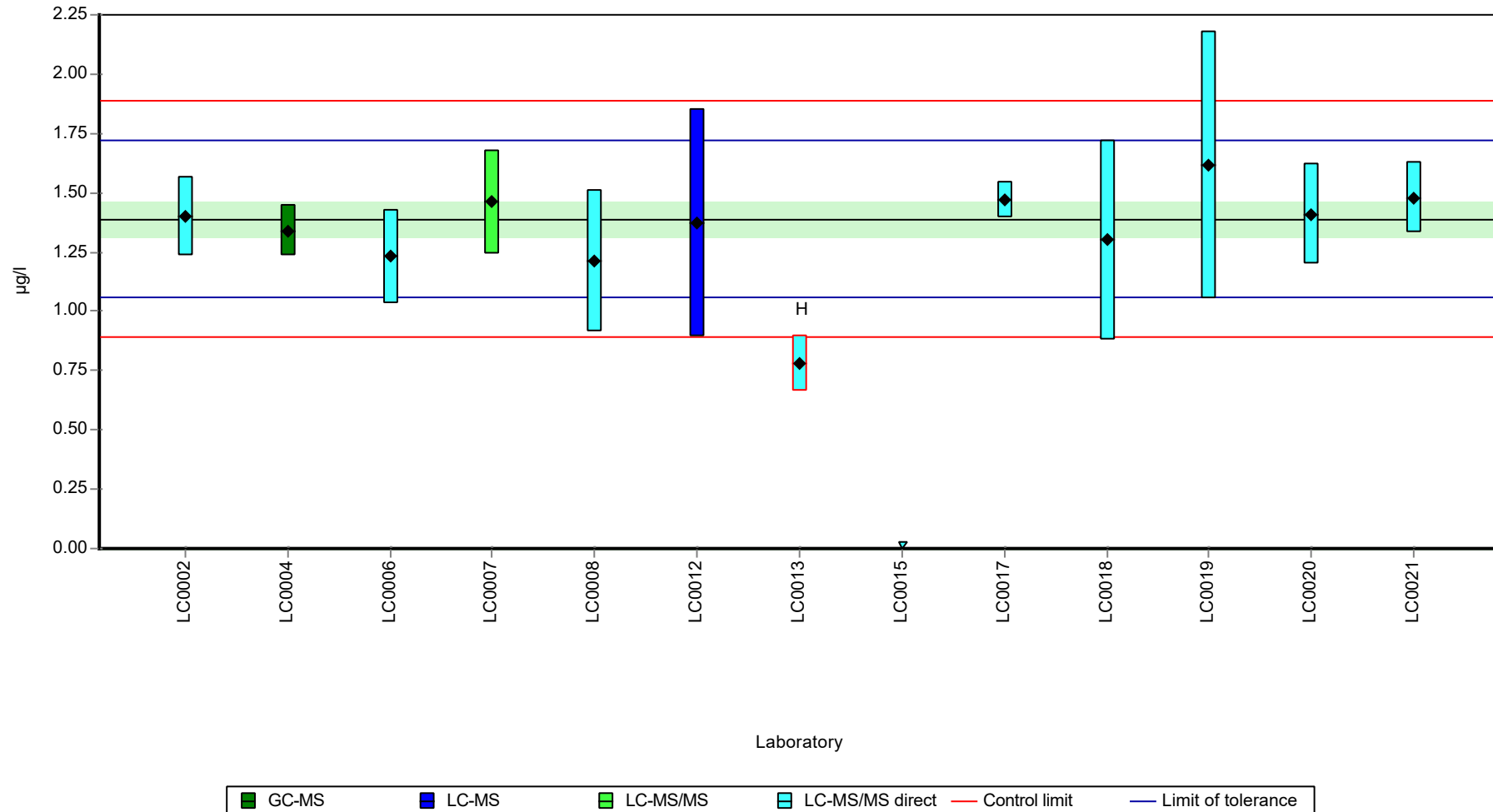
	all results	w ithout outliers	Unit
Mean ± CI (99%)	1.34 ± 0.181	1.39 ± 0.107	µg/l
Minimum	0.781	1.21	µg/l
Maximum	1.62	1.62	µg/l
Standard deviation	0.209	0.118	µg/l
rel. standard deviation	15.6	8.52	%
n	12	11	-

Parameter oriented report Pharmaceuticals, Industrial Chemicals and Artificial Sweeteners - AZ11

Sample: AZ11B, Parameter: Ibuprofen

Graphical presentation of results

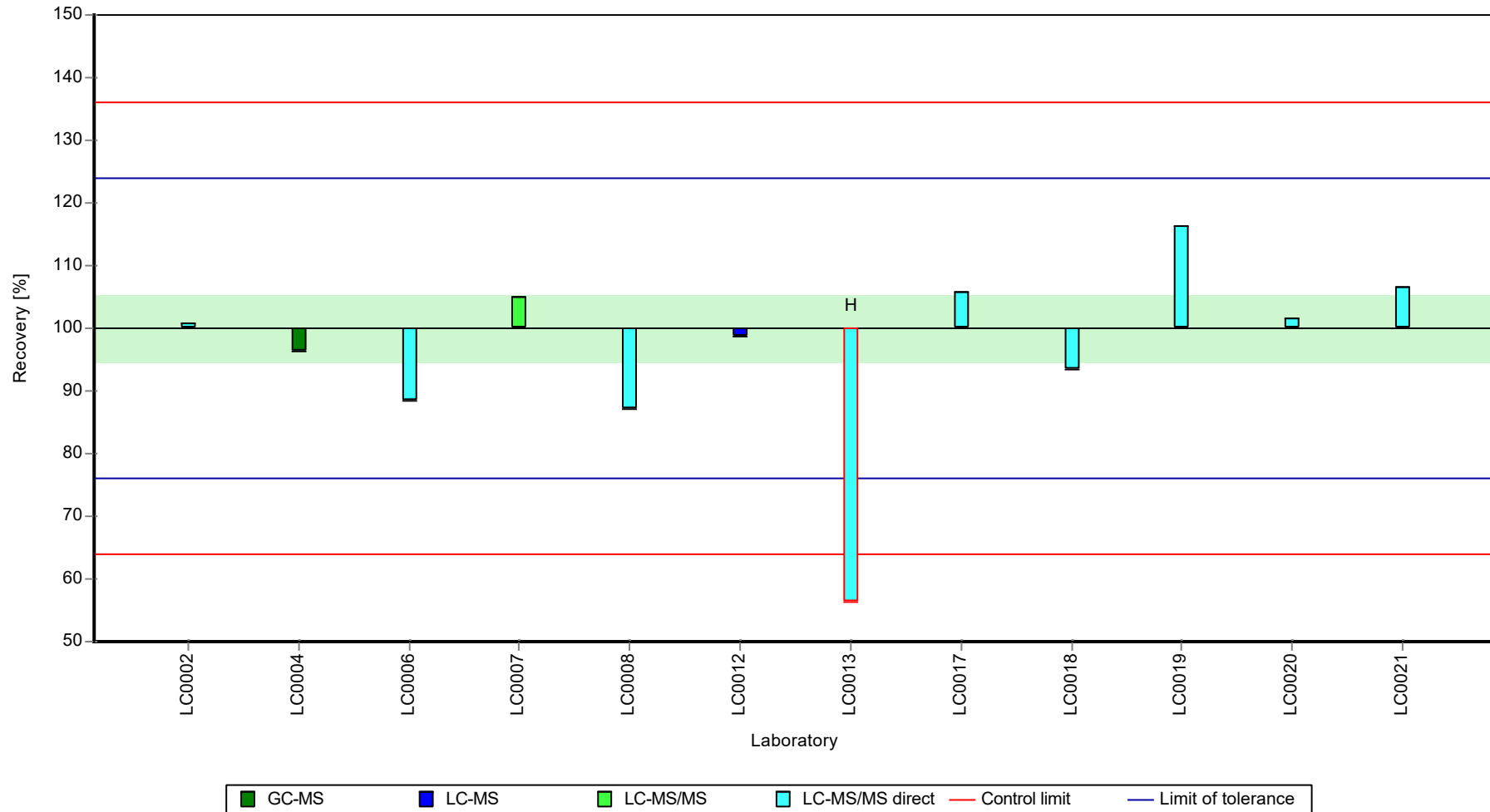
Results



Parameter oriented report Pharmaceuticals, Industrial Chemicals and Artificial Sweeteners - AZ11

Sample: AZ11B, Parameter: Ibuprofen

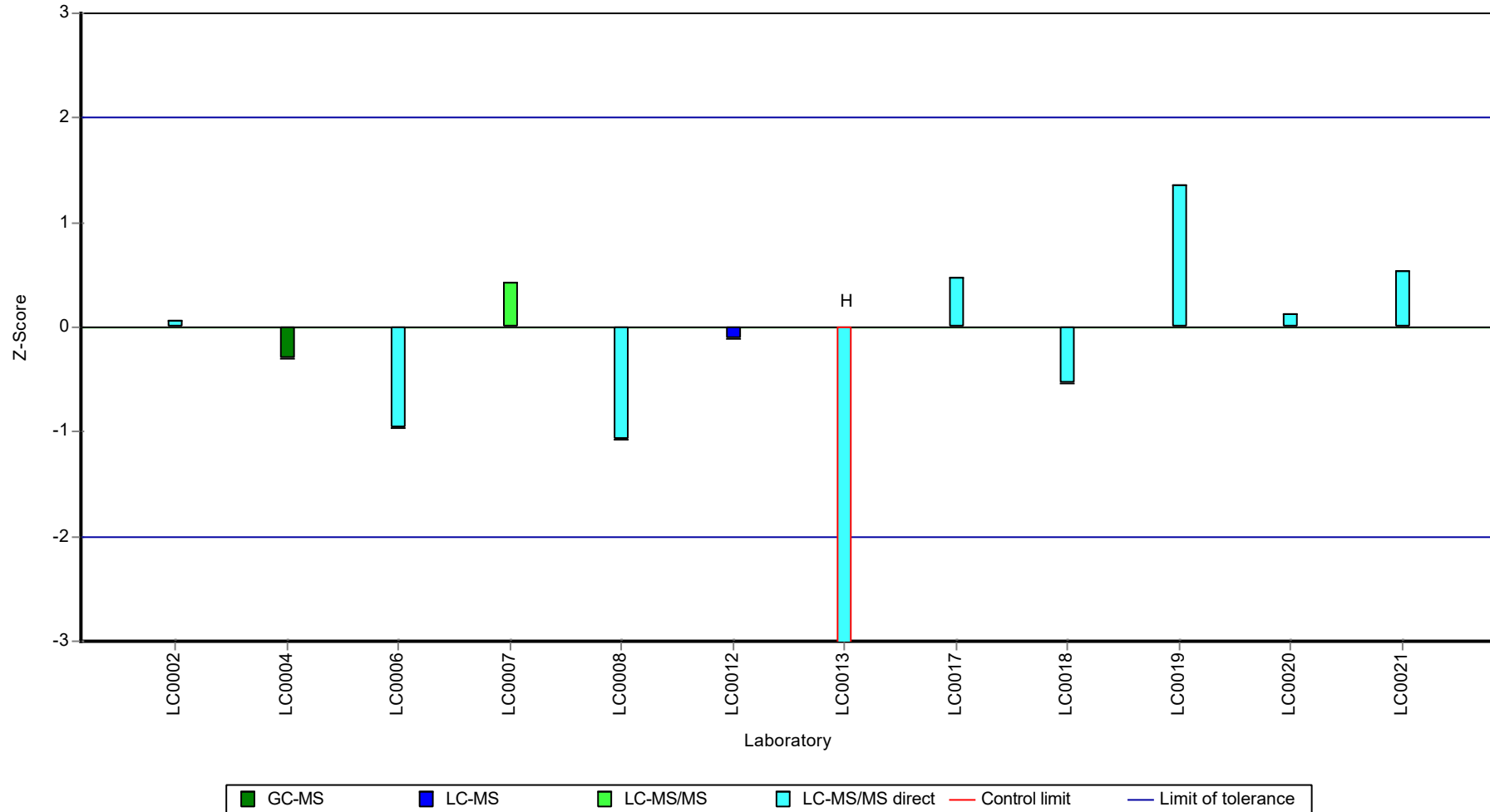
Recovery rate



Parameter oriented report Pharmaceuticals, Industrial Chemicals and Artificial Sweeteners - AZ11

Sample: AZ11B, Parameter: Ibuprofen

Z-score



Parameter oriented report Pharmaceuticals, Industrial
Chemicals and Artificial Sweeteners - AZ11

Sample: AZ11A, Parameter: lopamidol

Parameter oriented report

AZ11 A

lopamidol

Unit	µg/l
Assigned value ± U (k=2)	0.232 ± 0.0149
Criterion	0.0534 (23 %)
Minimum - Maximum	0.17 - 0.292
Control test value ± U (k=2)	0.230 ± 0.0921

Labcode	Result	± U	Recovery [%]	z-score	Comments
LC0001	-	-	-	-	
LC0002	0.23	0.032	99.1	-0.04	
LC0003	-	-	-	-	
LC0004	0.233	0.019	100	0.02	
LC0005	0.23	0.0575	99.1	-0.04	
LC0006	-	-	-	-	
LC0007	-	-	-	-	
LC0008	0.207	0.052	89.2	-0.47	
LC0009	0.2379	0.0446	102	0.11	
LC0010	0.2434	0.0657	105	0.21	
LC0011	0.292	0.073	126	1.12	
LC0012	0.158	0.047	68.1	-1.39	H
LC0013	-	-	-	-	
LC0014	0.23	0.069	99.1	-0.04	
LC0015	0.045	0.009	19.4	-3.5	H
LC0016	0.233	0.042	100	0.02	
LC0017	0.221	0.018	95.2	-0.21	
LC0018	0.17	0.054	73.2	-1.16	
LC0019	-	-	-	-	
LC0020	0.244	0.061	105	0.22	
LC0021	0.246	0.0246	106	0.26	

Characteristics of parameter

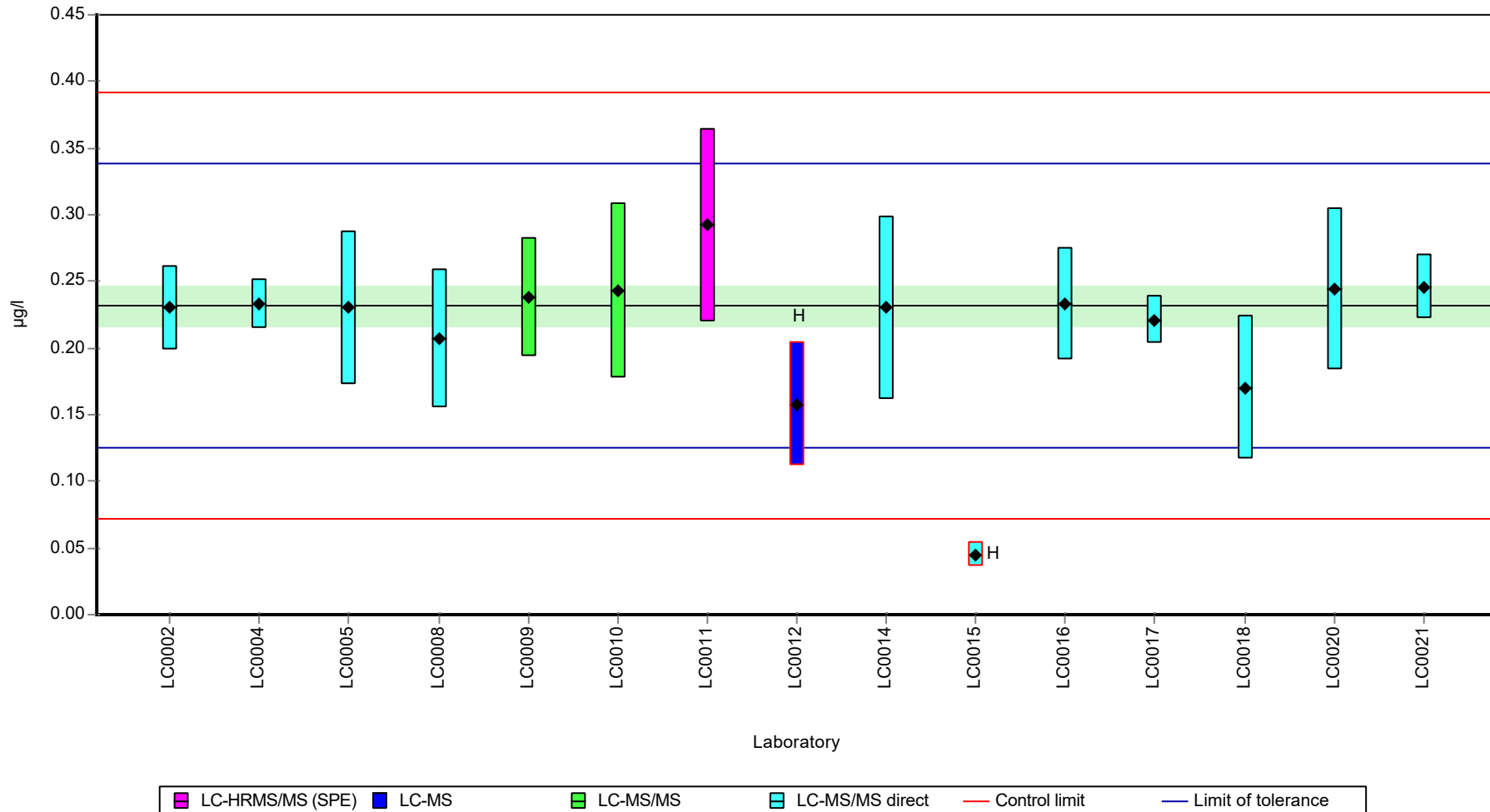
	all results	w ithout outliers	Unit
Mean ± CI (99%)	0.215 ± 0.0437	0.232 ± 0.0224	µg/l
Minimum	0.045	0.17	µg/l
Maximum	0.292	0.292	µg/l
Standard deviation	0.0565	0.0269	µg/l
rel. standard deviation	26.3	11.6	%
n	15	13	-

Parameter oriented report Pharmaceuticals, Industrial Chemicals and Artificial Sweeteners - AZ11

Sample: AZ11A, Parameter: Iopamidol

Graphical presentation of results

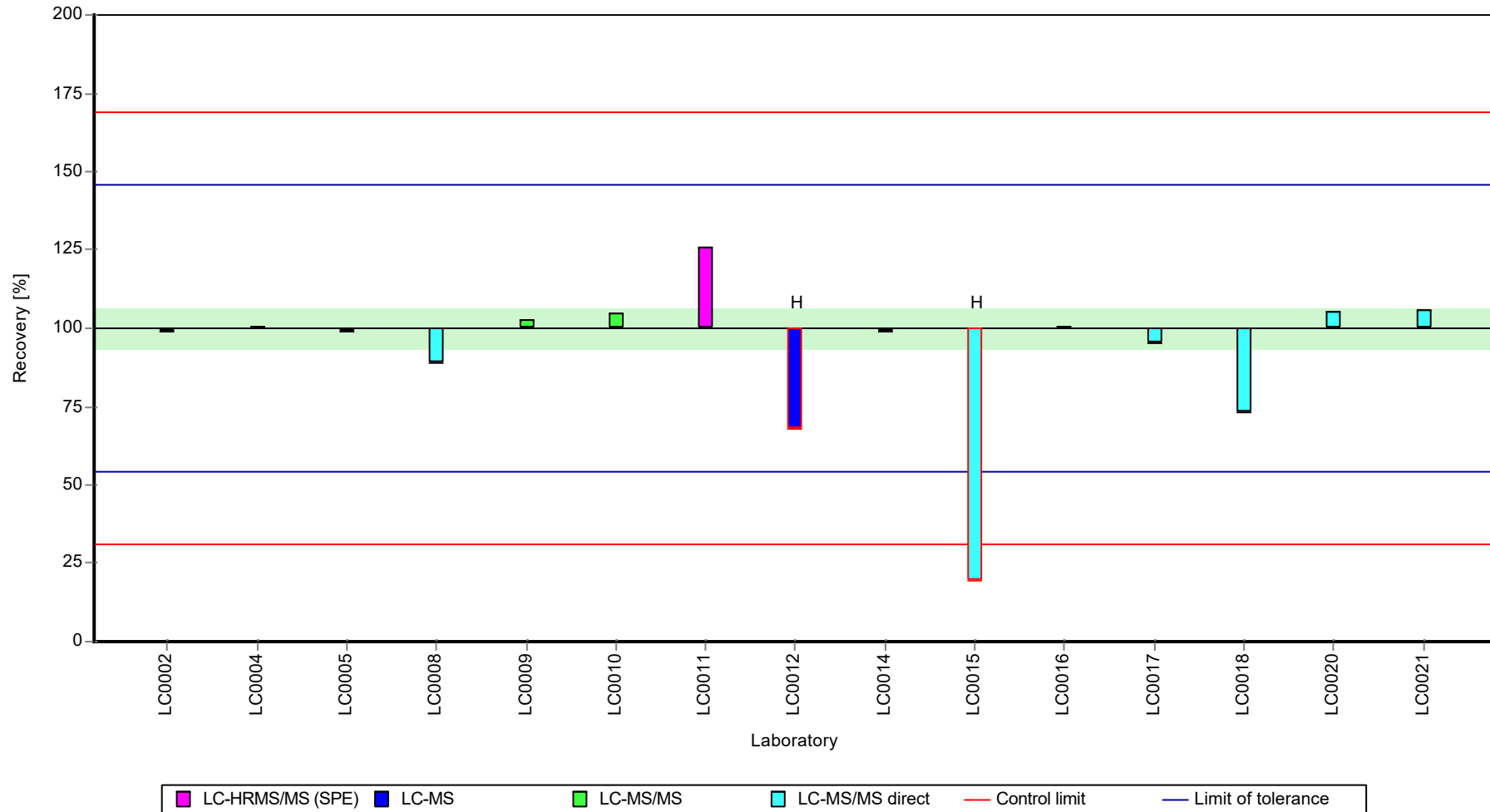
Results



Parameter oriented report Pharmaceuticals, Industrial Chemicals and Artificial Sweeteners - AZ11

Sample: AZ11A, Parameter: Iopamidol

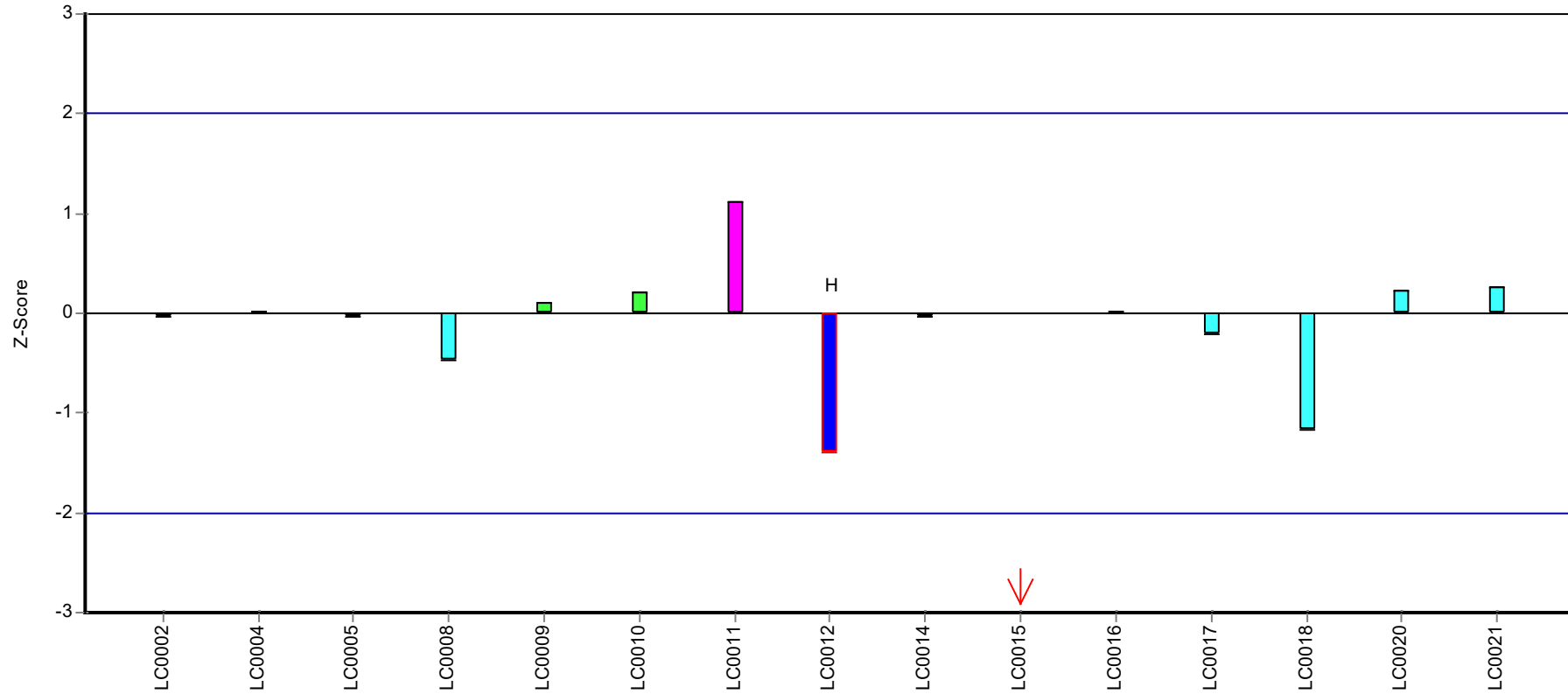
Recovery rate




Parameter oriented report Pharmaceuticals, Industrial Chemicals and Artificial Sweeteners - AZ11

Sample: AZ11A, Parameter: Iopamidol

Z-score



Laboratory



Parameter oriented report Pharmaceuticals, Industrial
Chemicals and Artificial Sweeteners - AZ11

Sample: AZ11B, Parameter: Iopamidol

Parameter oriented report

AZ11 B

Iopamidol

Unit	µg/l
Assigned value ± U (k=2)	23.1 ± 1.24
Criterion	5.32 (23 %)
Minimum - Maximum	19.9 - 27
Control test value ± U (k=2)	24.2 ± 9.67

Labcode	Result	± U	Recovery [%]	z-score	Comments
LC0001	-	-	-	-	
LC0002	26	3.64	112	0.54	
LC0003	-	-	-	-	
LC0004	19.9	1.6	86.1	-0.6	
LC0005	22.198	5.5495	96	-0.17	
LC0006	-	-	-	-	
LC0007	-	-	-	-	
LC0008	21.8	5.4	94.3	-0.25	
LC0009	23.9974	4.4971	104	0.17	
LC0010	23.295	6.2897	101	0.03	
LC0011	-	-	-	-	
LC0012	27.009	8.1	117	0.73	
LC0013	-	-	-	-	
LC0014	23.833	7.15	103	0.14	
LC0015	< 0.04 (LOQ)	-	-	-	FN
LC0016	21.2	3.816	91.7	-0.36	
LC0017	22.9	1.8	99.1	-0.04	
LC0018	13	4.2	56.2	-1.9	H
LC0019	-	-	-	-	
LC0020	-	-	-	-	
LC0021	22.1	2.21	95.6	-0.19	

Characteristics of parameter

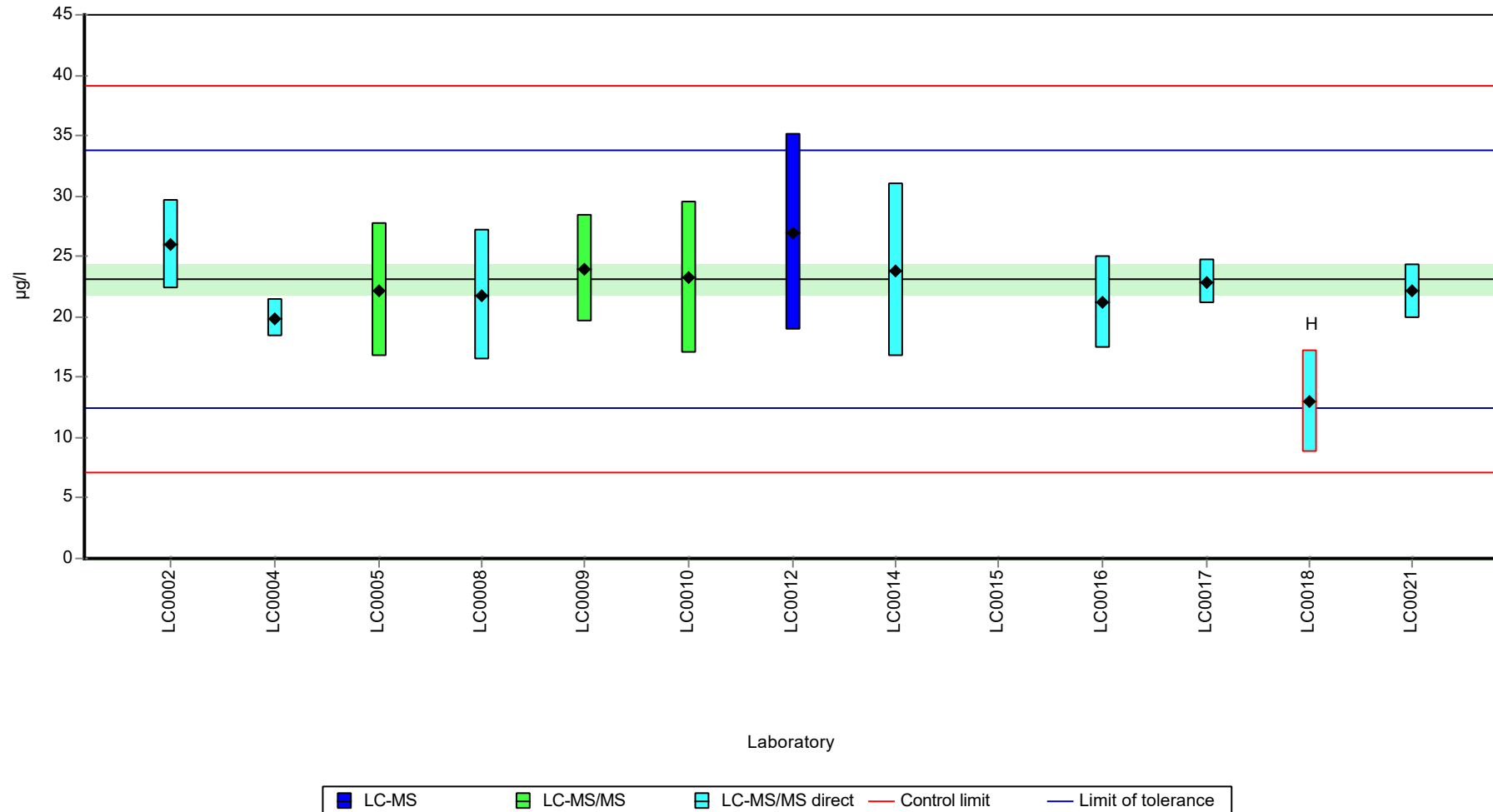
	all results	w ithout outliers	Unit
Mean ± CI (99%)	22.3 ± 3.05	23.1 ± 1.86	µg/l
Minimum	13	19.9	µg/l
Maximum	27	27	µg/l
Standard deviation	3.52	2.06	µg/l
rel. standard deviation	15.8	8.92	%
n	12	11	-

Parameter oriented report Pharmaceuticals, Industrial Chemicals and Artificial Sweeteners - AZ11

Sample: AZ11B, Parameter: Iopamidol

Graphical presentation of results

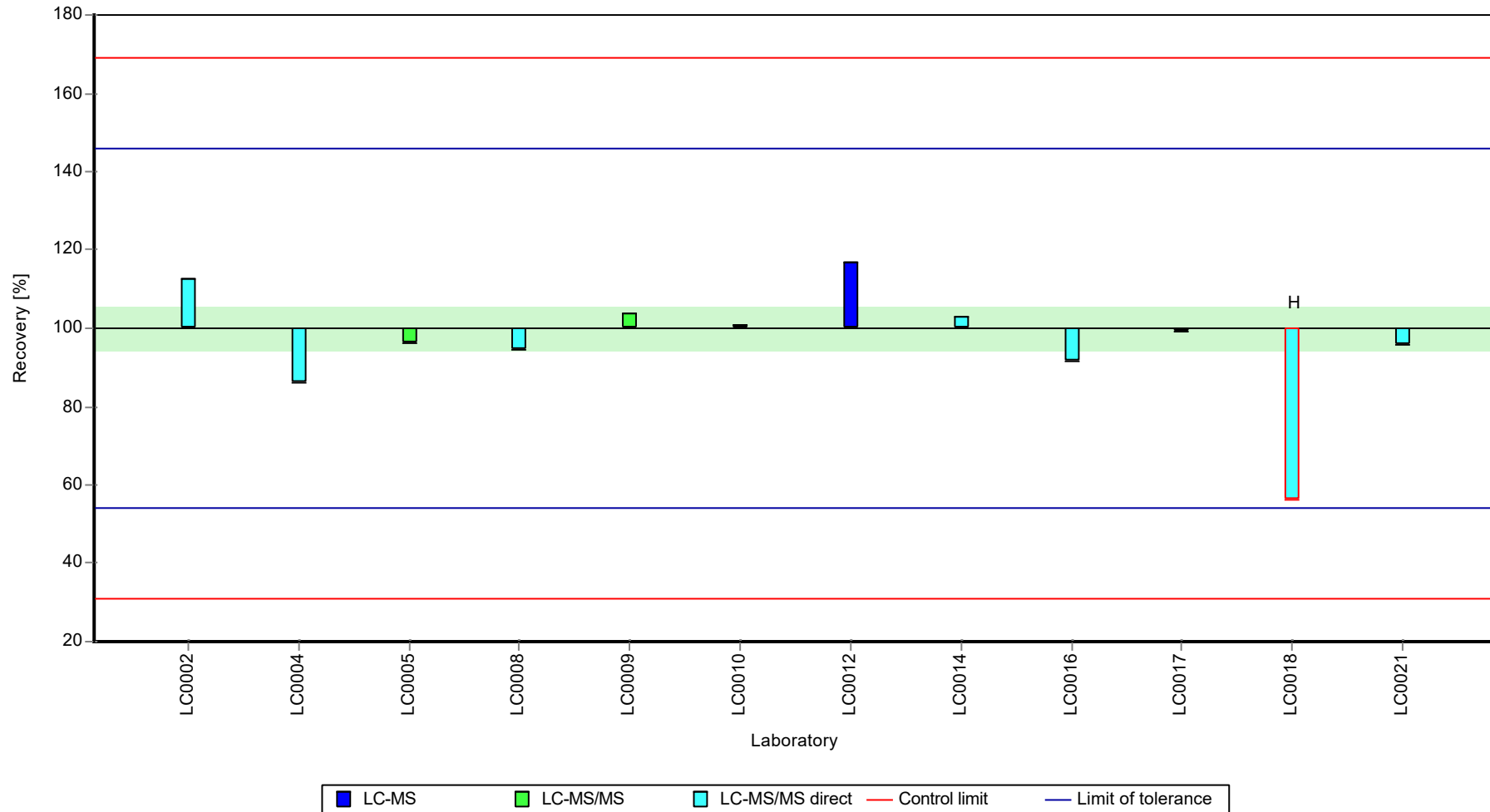
Results



Parameter oriented report Pharmaceuticals, Industrial Chemicals and Artificial Sweeteners - AZ11

Sample: AZ11B, Parameter: Iopamidol

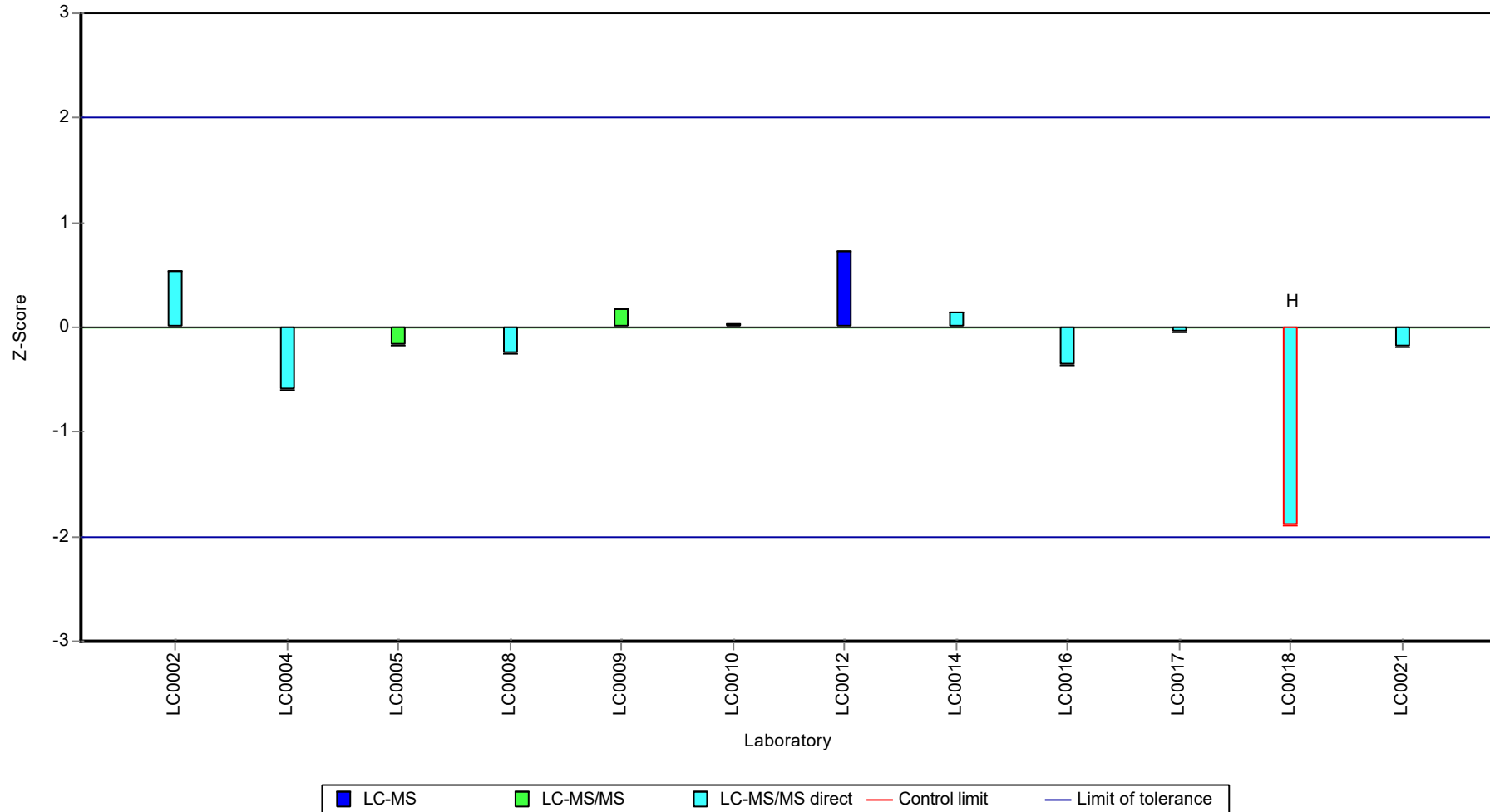
Recovery rate



Parameter oriented report Pharmaceuticals, Industrial Chemicals and Artificial Sweeteners - AZ11

Sample: AZ11B, Parameter: Iopamidol

Z-score



Parameter oriented report Pharmaceuticals, Industrial
Chemicals and Artificial Sweeteners - AZ11

Sample: AZ11A, Parameter: Metoprolol

Parameter oriented report

AZ11 A

Metoprolol

Unit	µg/l
Assigned value ± U (k=2)	0.209 ± 0.00755
Criterion	0.0419 (20 %)
Minimum - Maximum	0.19 - 0.243
Control test value ± U (k=2)	0.237 ± 0.0711

Labcode	Result	± U	Recovery [%]	z-score	Comments
LC0001	0.215	0.065	103	0.14	
LC0002	0.2	0.014	95.5	-0.22	
LC0003	-	-	-	-	
LC0004	0.194	0.039	92.7	-0.37	
LC0005	-	-	-	-	
LC0006	-	-	-	-	
LC0007	0.207	0.042	98.9	-0.06	
LC0008	0.215	0.054	103	0.14	
LC0009	-	-	-	-	
LC0010	-	-	-	-	
LC0011	0.205	0.0513	97.9	-0.1	
LC0012	-	-	-	-	
LC0013	0.262	0.039	125	1.26	H
LC0014	-	-	-	-	
LC0015	0.243	0.049	116	0.8	
LC0016	0.204	0.037	97.5	-0.13	
LC0017	0.208	0.023	99.4	-0.03	
LC0018	0.19	0.063	90.8	-0.46	
LC0019	0.21127	0.05282	101	0.05	
LC0020	0.204	0.0306	97.5	-0.13	
LC0021	0.225	0.0225	107	0.37	

Characteristics of parameter

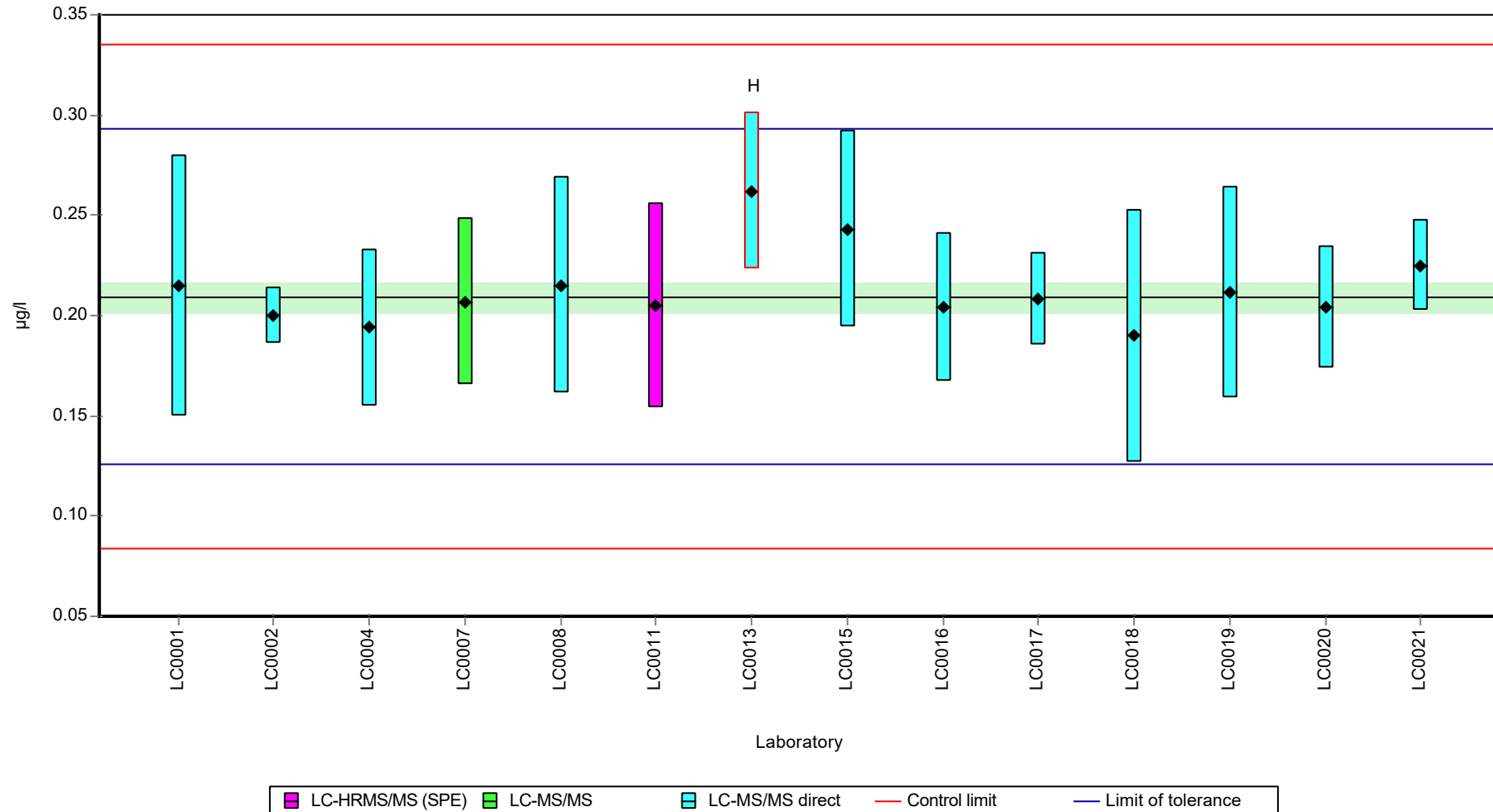
	all results	without outliers	Unit
Mean ± CI (99%)	0.213 ± 0.0154	0.209 ± 0.0113	µg/l
Minimum	0.19	0.19	µg/l
Maximum	0.262	0.243	µg/l
Standard deviation	0.0192	0.0136	µg/l
rel. standard deviation	9.02	6.51	%
n	14	13	-

Parameter oriented report Pharmaceuticals, Industrial Chemicals and Artificial Sweeteners - AZ11

Sample: AZ11A, Parameter: Metoprolol

Graphical presentation of results

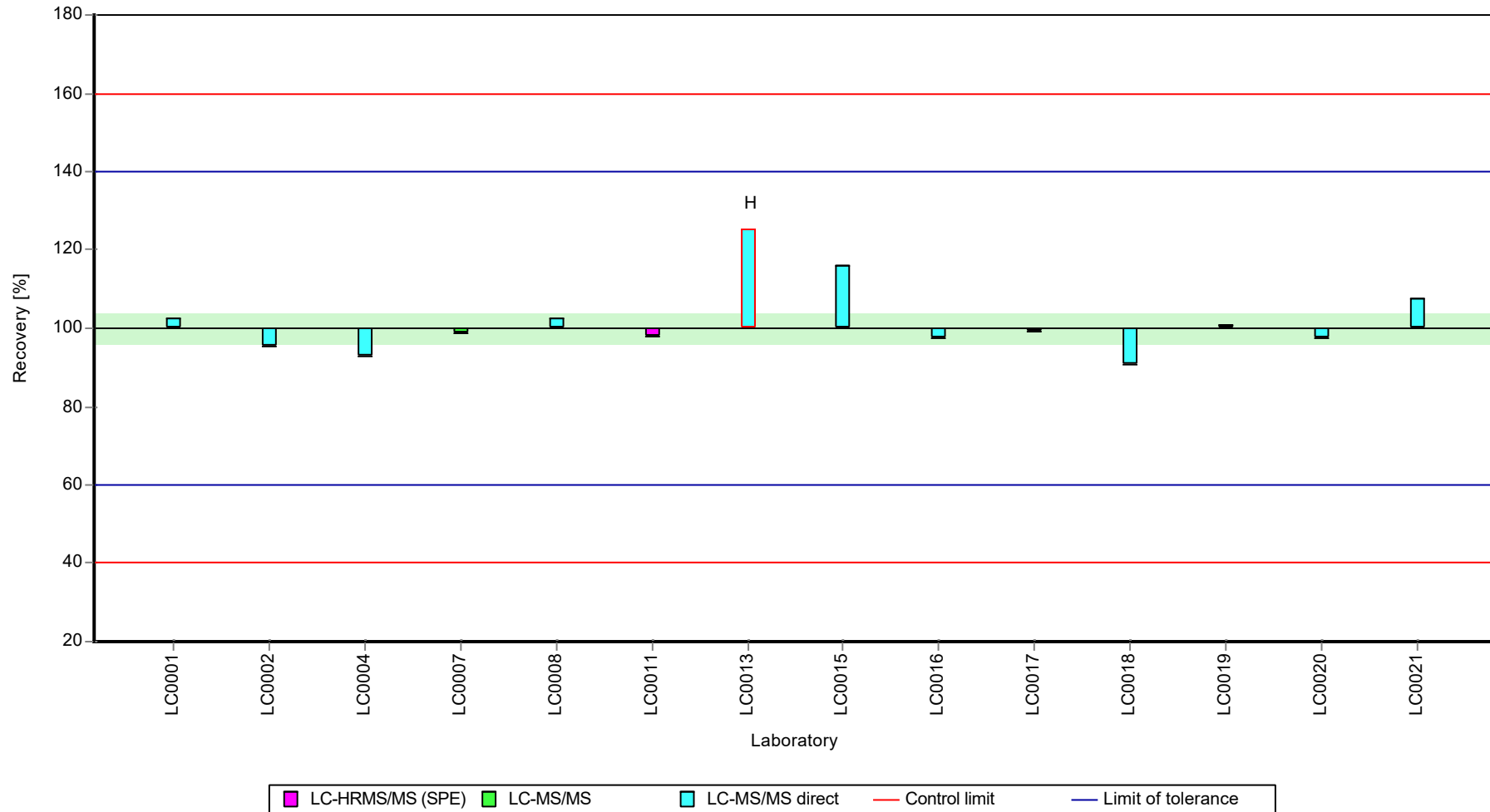
Results



Parameter oriented report Pharmaceuticals, Industrial Chemicals and Artificial Sweeteners - AZ11

Sample: AZ11A, Parameter: Metoprolol

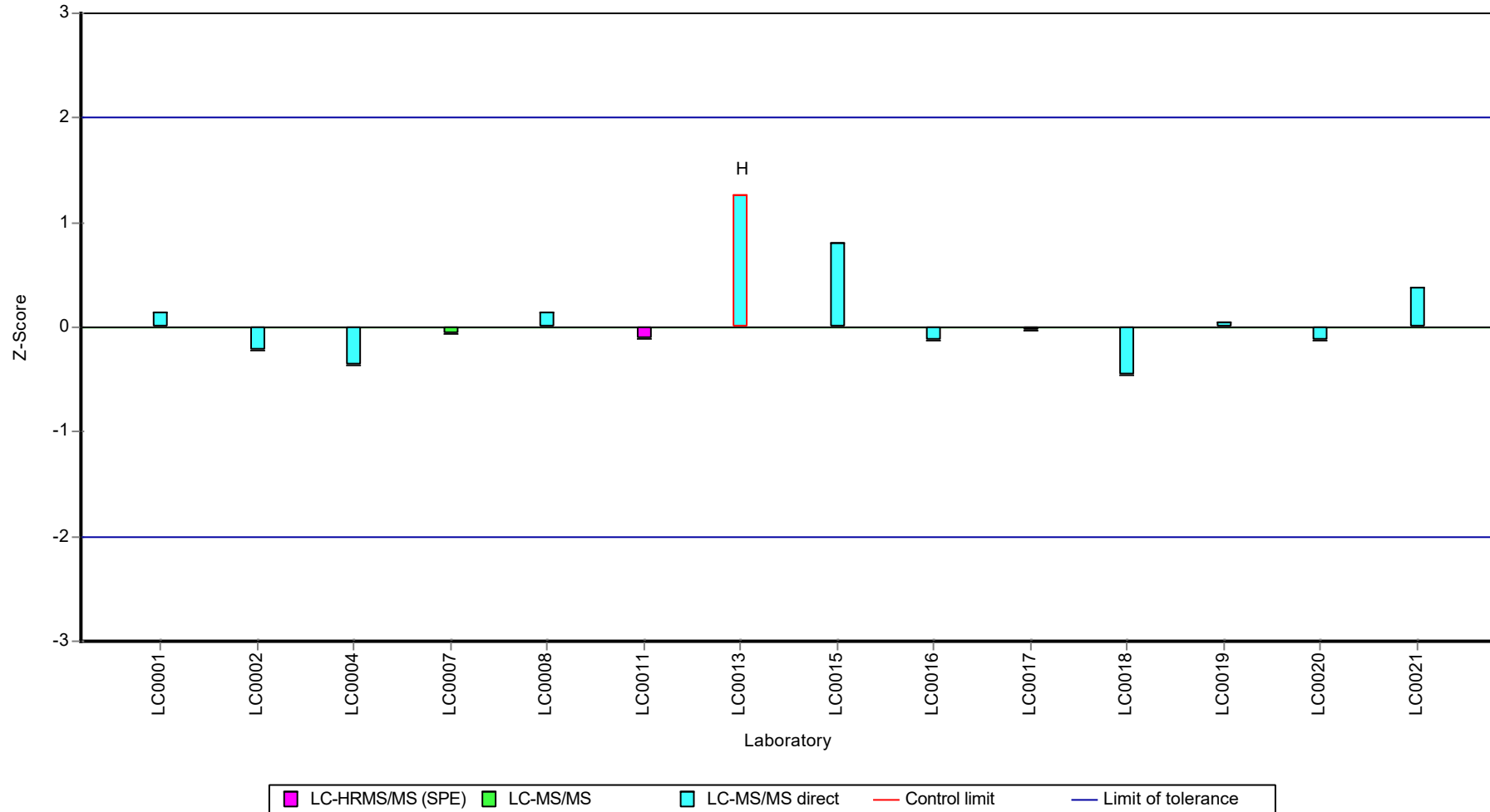
Recovery rate



Parameter oriented report Pharmaceuticals, Industrial Chemicals and Artificial Sweeteners - AZ11

Sample: AZ11A, Parameter: Metoprolol

Z-score



Parameter oriented report Pharmaceuticals, Industrial
Chemicals and Artificial Sweeteners - AZ11

Sample: AZ11B, Parameter: Metoprolol

Parameter oriented report

AZ11 B

Metoprolol

Unit	µg/l
Assigned value ± U (k=2)	0.128 ± 0.00989
Criterion	0.0257 (20 %)
Minimum - Maximum	0.0945 - 0.156
Control test value ± U (k=2)	0.156 ± 0.0467

Labcode	Result	± U	Recovery [%]	z-score	Comments
LC0001	0.13	0.039	101	0.06	
LC0002	0.14	0.098	109	0.45	
LC0003	-	-	-	-	
LC0004	0.127	0.025	98.9	-0.06	
LC0005	-	-	-	-	
LC0006	-	-	-	-	
LC0007	0.0945	0.019	73.6	-1.32	
LC0008	0.12	0.03	93.4	-0.33	
LC0009	-	-	-	-	
LC0010	-	-	-	-	
LC0011	0.1267	0.0317	98.6	-0.07	
LC0012	-	-	-	-	
LC0013	0.186	0.028	145	2.24	H
LC0014	-	-	-	-	
LC0015	0.214	0.043	167	3.33	H
LC0016	0.13	0.023	101	0.06	
LC0017	0.108	0.012	84.1	-0.8	
LC0018	0.13	0.043	101	0.06	
LC0019	0.15625	0.03906	122	1.08	
LC0020	0.125	0.0187	97.3	-0.13	
LC0021	0.154	0.0154	120	0.99	

Characteristics of parameter

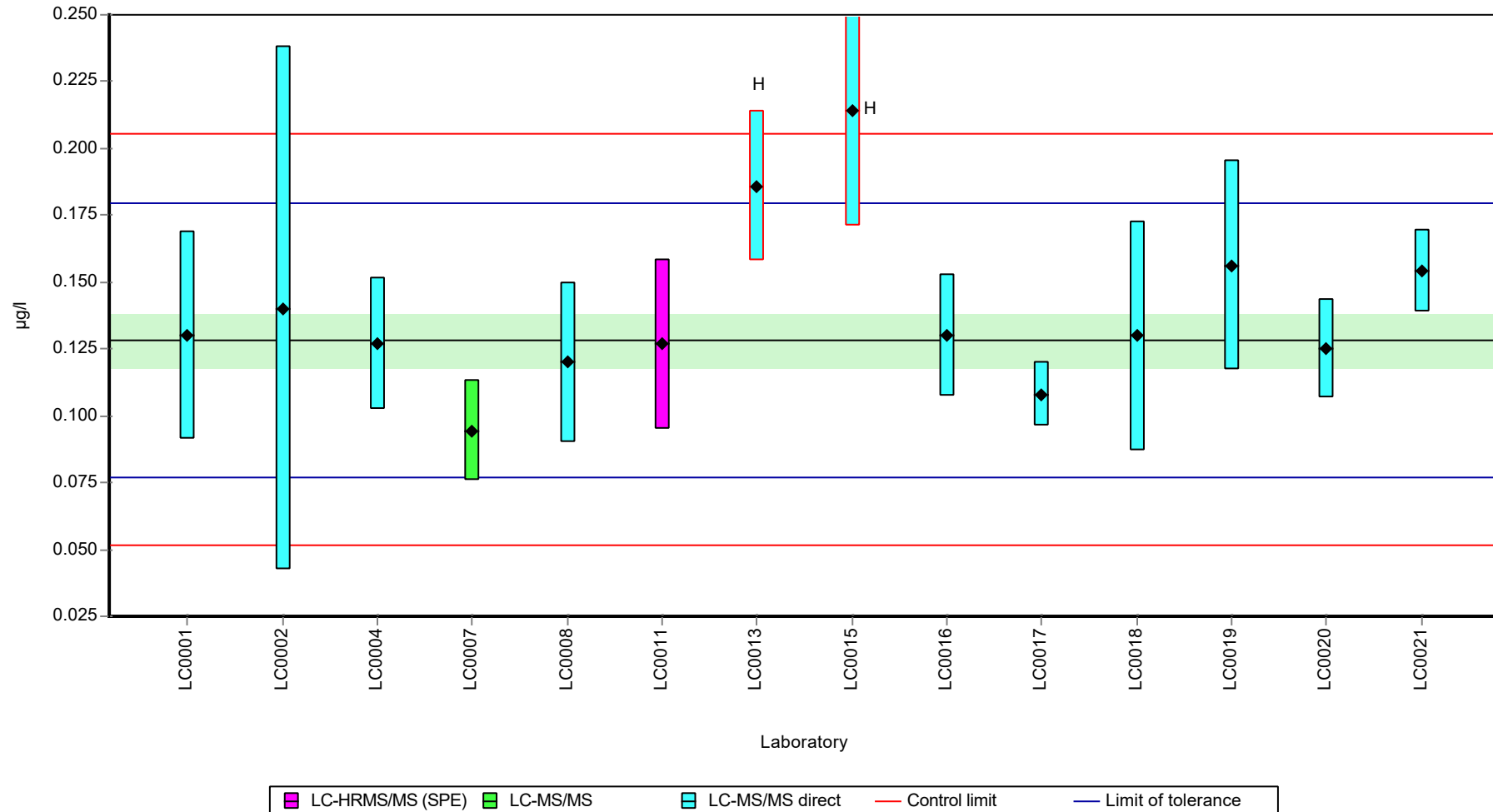
	all results	w ithout outliers	Unit
Mean ± CI (99%)	0.139 ± 0.0248	0.128 ± 0.0148	µg/l
Minimum	0.0945	0.0945	µg/l
Maximum	0.214	0.156	µg/l
Standard deviation	0.0309	0.0171	µg/l
rel. standard deviation	22.3	13.3	%
n	14	12	-

Parameter oriented report Pharmaceuticals, Industrial Chemicals and Artificial Sweeteners - AZ11

Sample: AZ11B, Parameter: Metoprolol

Graphical presentation of results

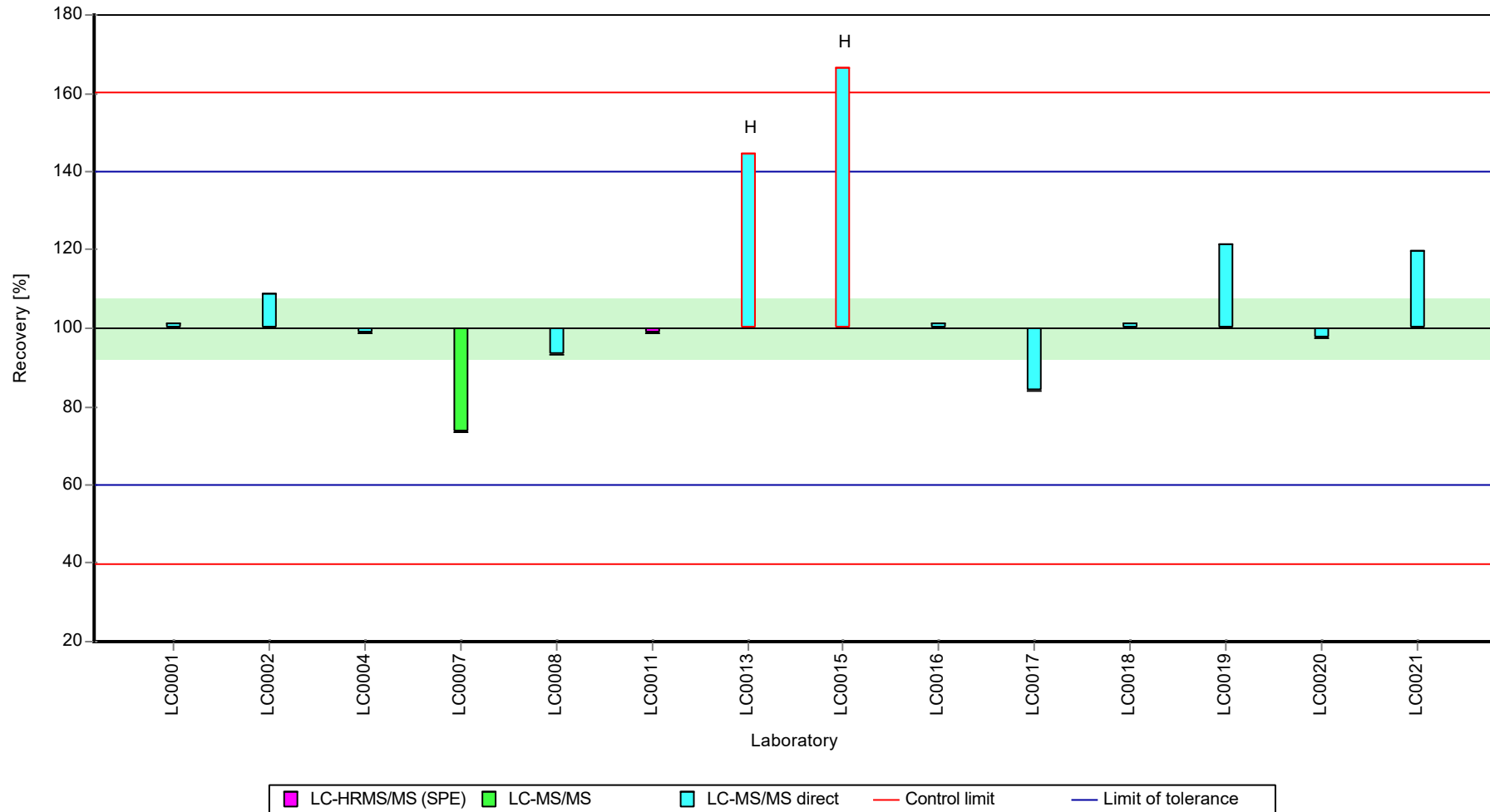
Results



Parameter oriented report Pharmaceuticals, Industrial Chemicals and Artificial Sweeteners - AZ11

Sample: AZ11B, Parameter: Metoprolol

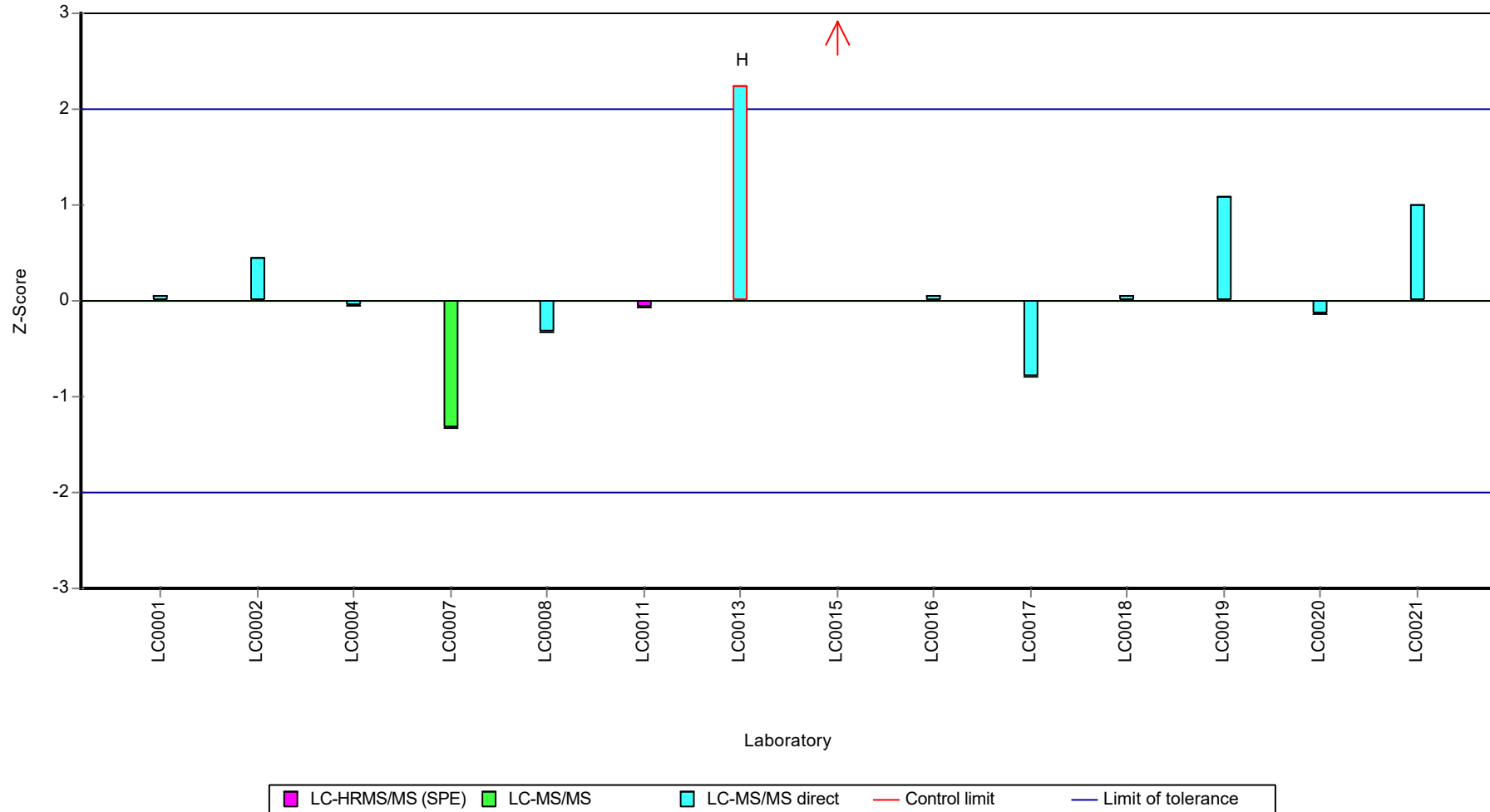
Recovery rate



Parameter oriented report Pharmaceuticals, Industrial Chemicals and Artificial Sweeteners - AZ11

Sample: AZ11B, Parameter: Metoprolol

Z-score



Parameter oriented report Pharmaceuticals, Industrial
Chemicals and Artificial Sweeteners - AZ11

Sample: AZ11A, Parameter: Saccharin

Parameter oriented report

AZ11 A

Saccharin

Unit	µg/l
Assigned value ± U (k=2)	0.261 ± 0.0222
Criterion	0.0391 (15 %)
Minimum - Maximum	0.21 - 0.34
Control test value ± U (k=2)	0.293 ± 0.044

Labcode	Result	± U	Recovery [%]	z-score	Comments
LC0001	-	-	-	-	
LC0002	-	-	-	-	
LC0003	0.31	0.08	119	1.26	
LC0004	0.26	0.029	99.7	-0.02	
LC0005	0.291	0.07275	112	0.77	
LC0006	0.23	0.044	88.2	-0.79	
LC0007	-	-	-	-	
LC0008	0.275	0.069	105	0.36	
LC0009	-	-	-	-	
LC0010	0.2095	0.0482	80.3	-1.31	
LC0011	0.2446	0.0612	93.8	-0.42	
LC0012	0.234	0.07	89.7	-0.69	
LC0013	0.419	0.063	161	4.04	H
LC0014	0.266	0.08	102	0.13	
LC0015	-	-	-	-	
LC0016	0.219	0.039	84	-1.07	
LC0017	-	-	-	-	
LC0018	-	-	-	-	
LC0019	-	-	-	-	
LC0020	0.251	0.0501	96.2	-0.25	
LC0021	0.34	0.034	130	2.02	

Characteristics of parameter

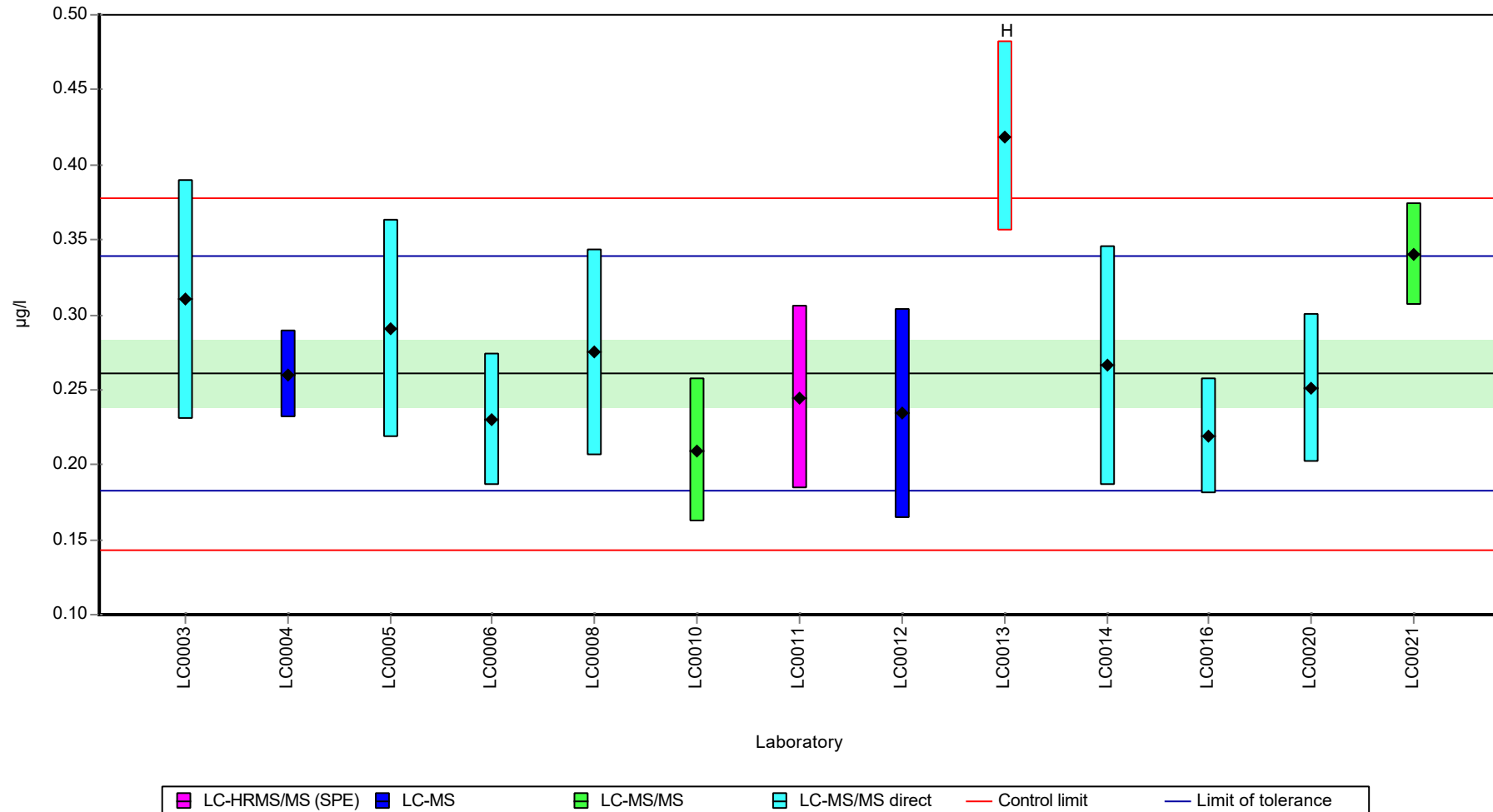
	all results	w ithout outliers	Unit
Mean ± CI (99%)	0.273 ± 0.0476	0.261 ± 0.0333	µg/l
Minimum	0.21	0.21	µg/l
Maximum	0.419	0.34	µg/l
Standard deviation	0.0572	0.0384	µg/l
rel. standard deviation	21	14.7	%
n	13	12	-

Parameter oriented report Pharmaceuticals, Industrial Chemicals and Artificial Sweeteners - AZ11

Sample: AZ11A, Parameter: Saccharin

Graphical presentation of results

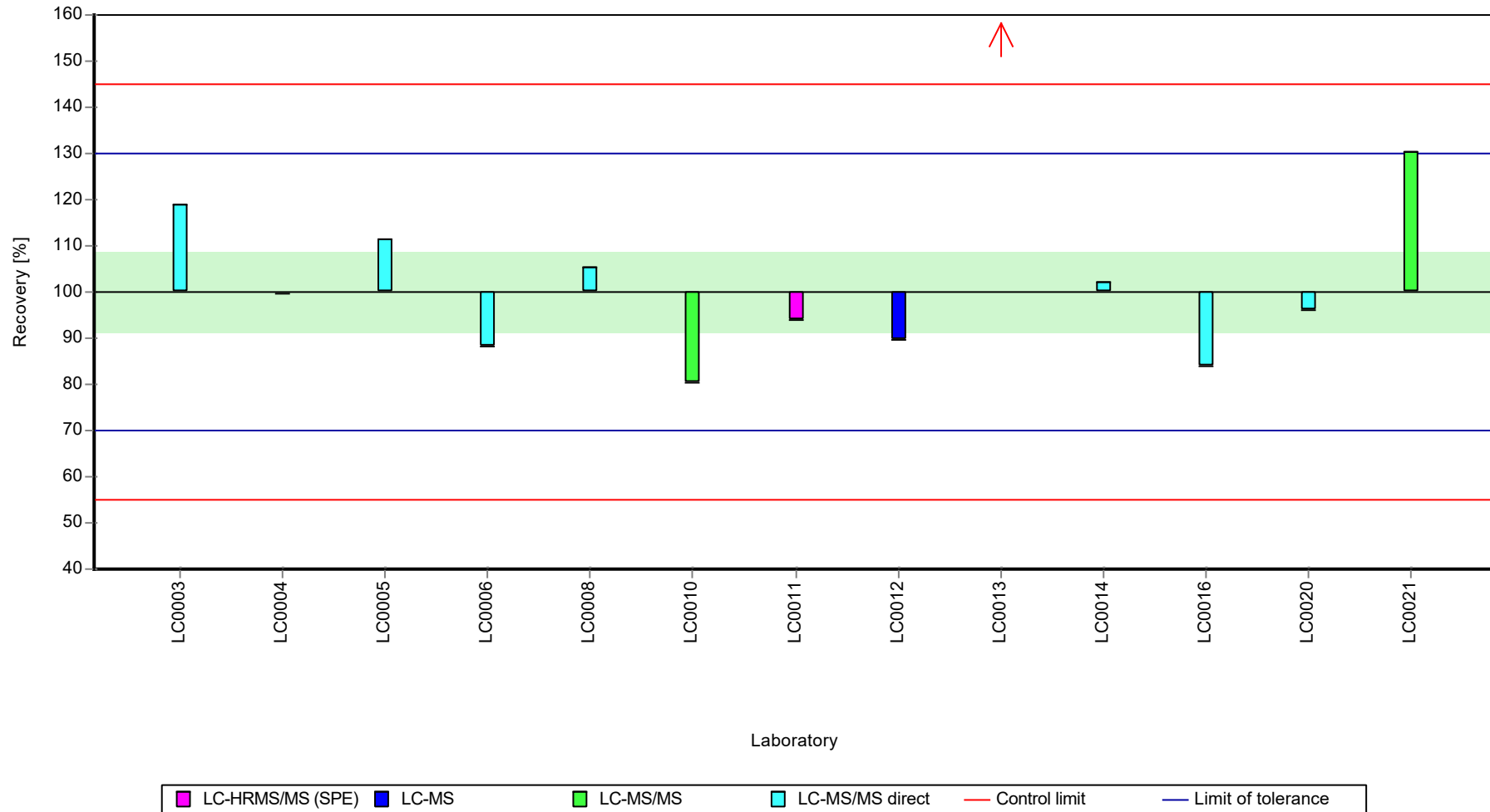
Results



Parameter oriented report Pharmaceuticals, Industrial Chemicals and Artificial Sweeteners - AZ11

Sample: AZ11A, Parameter: Saccharin

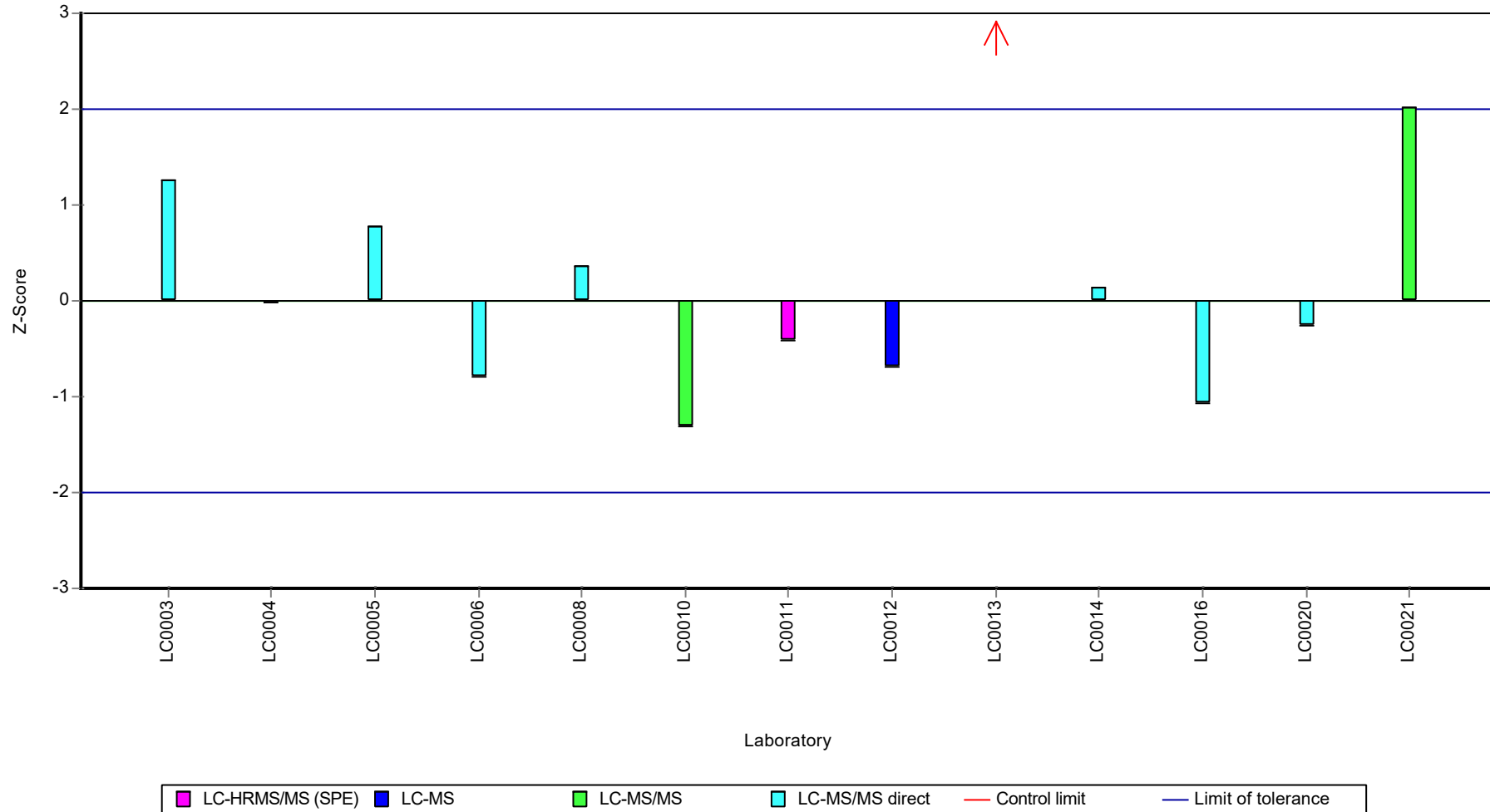
Recovery rate



Parameter oriented report Pharmaceuticals, Industrial Chemicals and Artificial Sweeteners - AZ11

Sample: AZ11A, Parameter: Saccharin

Z-score



Parameter oriented report Pharmaceuticals, Industrial
Chemicals and Artificial Sweeteners - AZ11

Sample: AZ11B, Parameter: Saccharin

Parameter oriented report

AZ11 B

Saccharin

Unit	µg/l
Assigned value ± U (k=2)	0.745 ± 0.0519
Criterion	0.112 (15 %)
Minimum - Maximum	0.615 - 0.948
Control test value ± U (k=2)	0.827 ± 0.124

Labcode	Result	± U	Recovery [%]	z-score	Comments
LC0001	-	-	-	-	
LC0002	-	-	-	-	
LC0003	0.83	0.21	111	0.76	
LC0004	0.796	0.088	107	0.45	
LC0005	0.713	0.17825	95.7	-0.29	
LC0006	0.666	0.13	89.4	-0.71	
LC0007	-	-	-	-	
LC0008	0.811	0.203	109	0.59	
LC0009	-	-	-	-	
LC0010	0.759	0.1746	102	0.12	
LC0011	0.7153	0.1788	96	-0.27	
LC0012	0.615	0.17	82.5	-1.16	
LC0013	0.948	0.142	127	1.81	
LC0014	0.722	0.217	96.9	-0.21	
LC0015	-	-	-	-	
LC0016	0.677	0.122	90.8	-0.61	
LC0017	-	-	-	-	
LC0018	-	-	-	-	
LC0019	-	-	-	-	
LC0020	0.69	0.138	92.6	-0.49	
LC0021	1.11	0.111	149	3.26	H

Characteristics of parameter

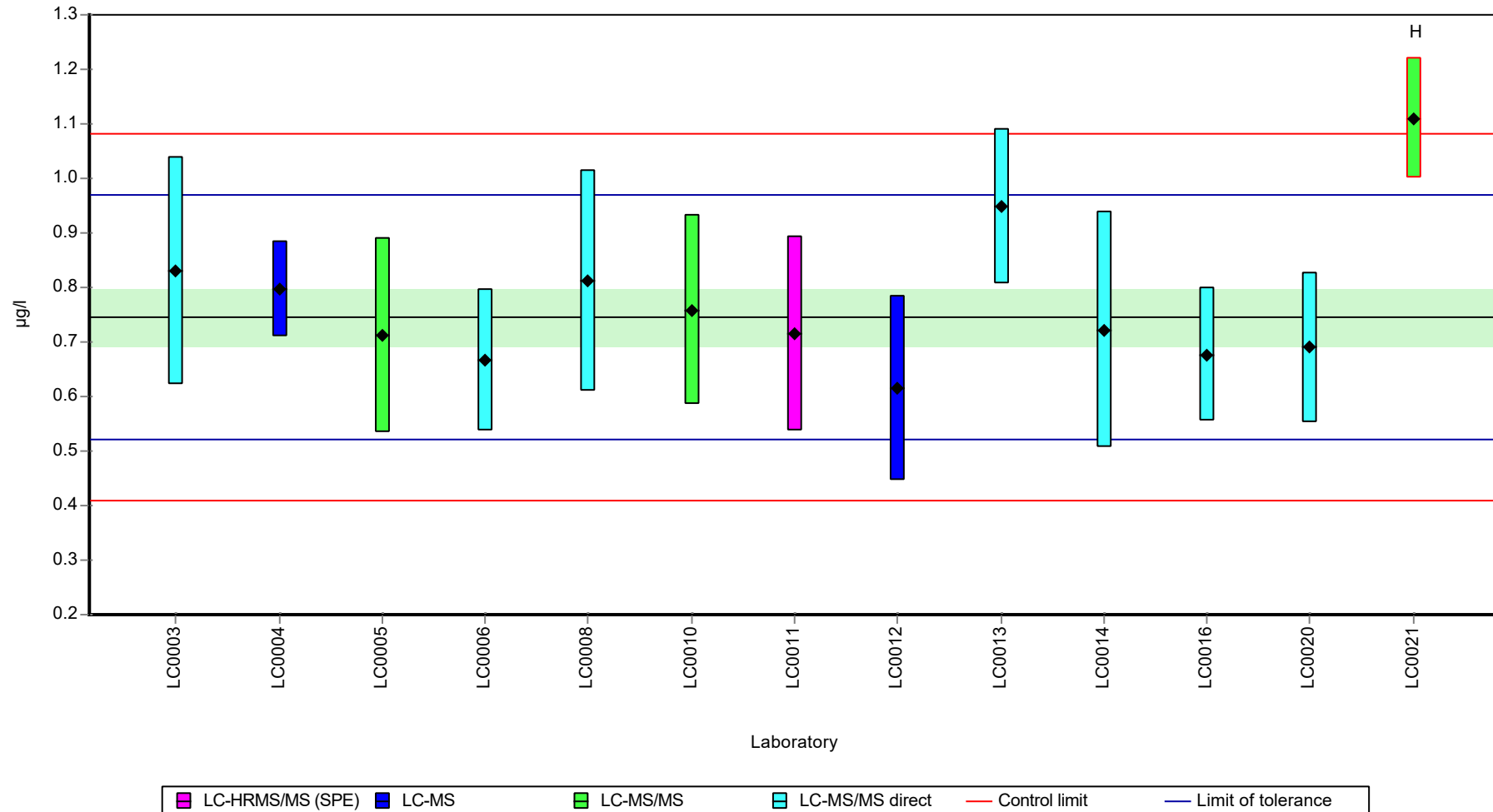
	all results	w ithout outliers	Unit
Mean ± CI (99%)	0.773 ± 0.111	0.745 ± 0.0778	µg/l
Minimum	0.615	0.615	µg/l
Maximum	1.11	0.948	µg/l
Standard deviation	0.133	0.0899	µg/l
rel. standard deviation	17.2	12.1	%
n	13	12	-

Parameter oriented report Pharmaceuticals, Industrial Chemicals and Artificial Sweeteners - AZ11

Sample: AZ11B, Parameter: Saccharin

Graphical presentation of results

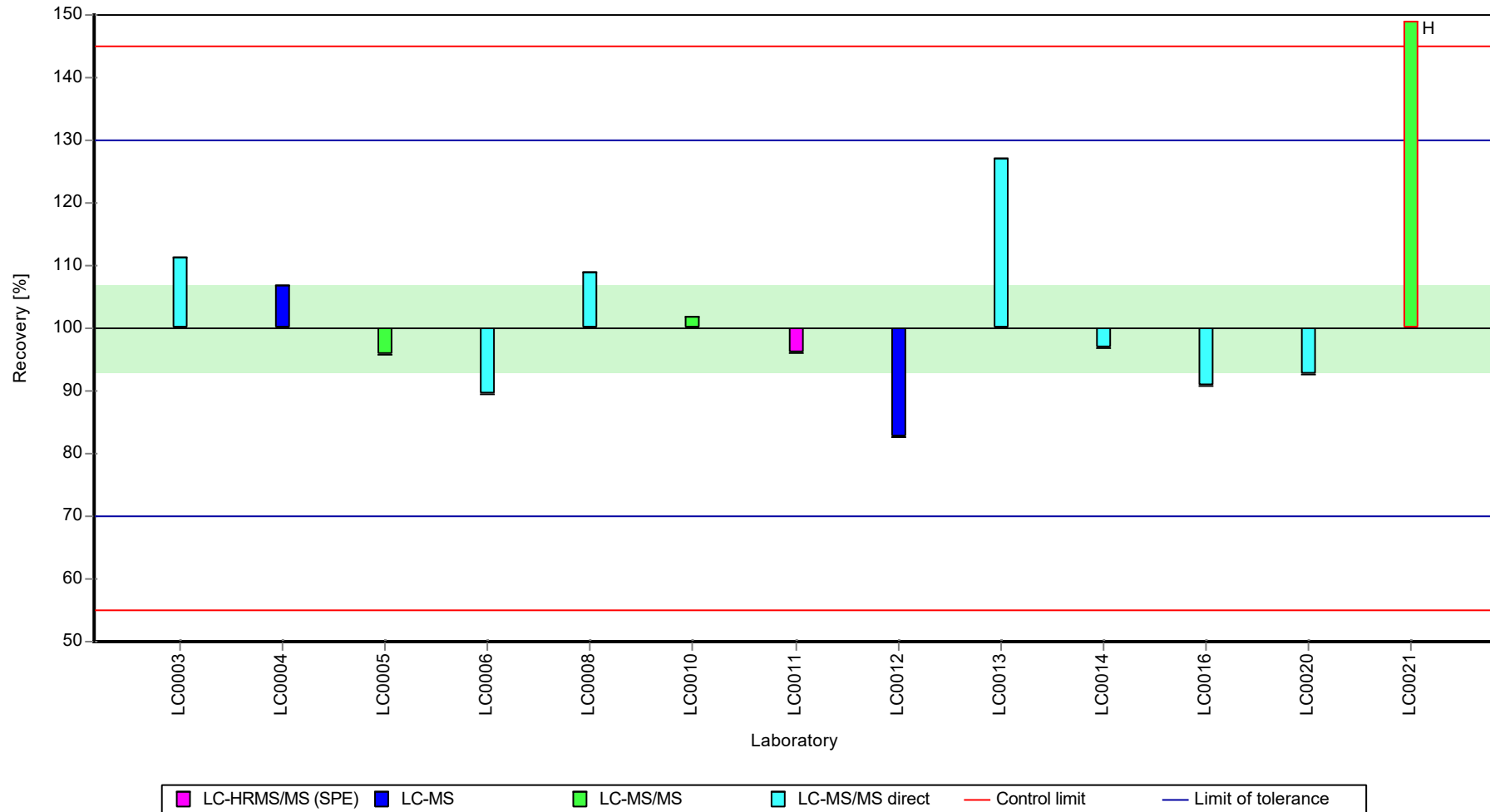
Results



Parameter oriented report Pharmaceuticals, Industrial Chemicals and Artificial Sweeteners - AZ11

Sample: AZ11B, Parameter: Saccharin

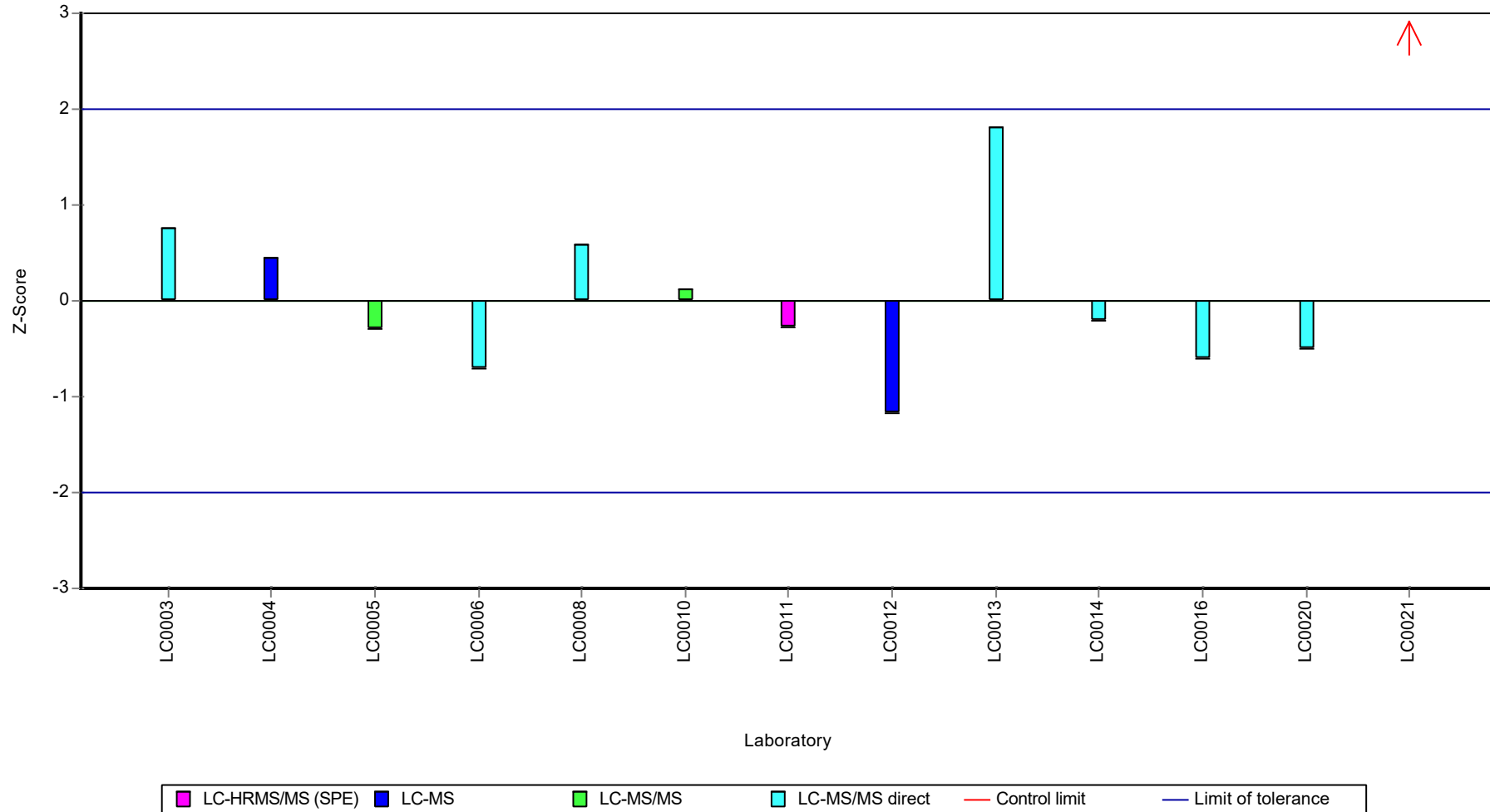
Recovery rate



Parameter oriented report Pharmaceuticals, Industrial Chemicals and Artificial Sweeteners - AZ11

Sample: AZ11B, Parameter: Saccharin

Z-score



Parameter oriented report Pharmaceuticals, Industrial
Chemicals and Artificial Sweeteners - AZ11

Sample: AZ11A, Parameter: Sotalol

Parameter oriented report

AZ11 A

Sotalol

Unit	µg/l
Assigned value ± U (k=2)	0.647 ± 0.0221
Criterion	0.142 (22 %)
Minimum - Maximum	0.619 - 0.735
Control test value ± U (k=2)	0.707 ± 0.247

Labcode	Result	± U	Recovery [%]	z-score	Comments
LC0001	0.735	0.22	114	0.61	
LC0002	0.65	0.036	100	0.02	
LC0003	-	-	-	-	
LC0004	0.646	0.032	99.8	-0.01	
LC0005	-	-	-	-	
LC0006	-	-	-	-	
LC0007	0.889	0.14	137	1.7	H
LC0008	0.624	0.156	96.4	-0.16	
LC0009	-	-	-	-	
LC0010	-	-	-	-	
LC0011	0.6206	0.1552	95.9	-0.19	
LC0012	-	-	-	-	
LC0013	0.907	0.136	140	1.82	H
LC0014	-	-	-	-	
LC0015	< 0.03 (LOQ)	-	-	-	FN
LC0016	0.654	0.118	101	0.05	
LC0017	0.632	0.076	97.6	-0.11	
LC0018	0.52	0.41	80.3	-0.89	H
LC0019	0.66863	0.16716	103	0.15	
LC0020	0.619	0.0743	95.6	-0.2	
LC0021	0.625	0.0625	96.5	-0.16	

Characteristics of parameter

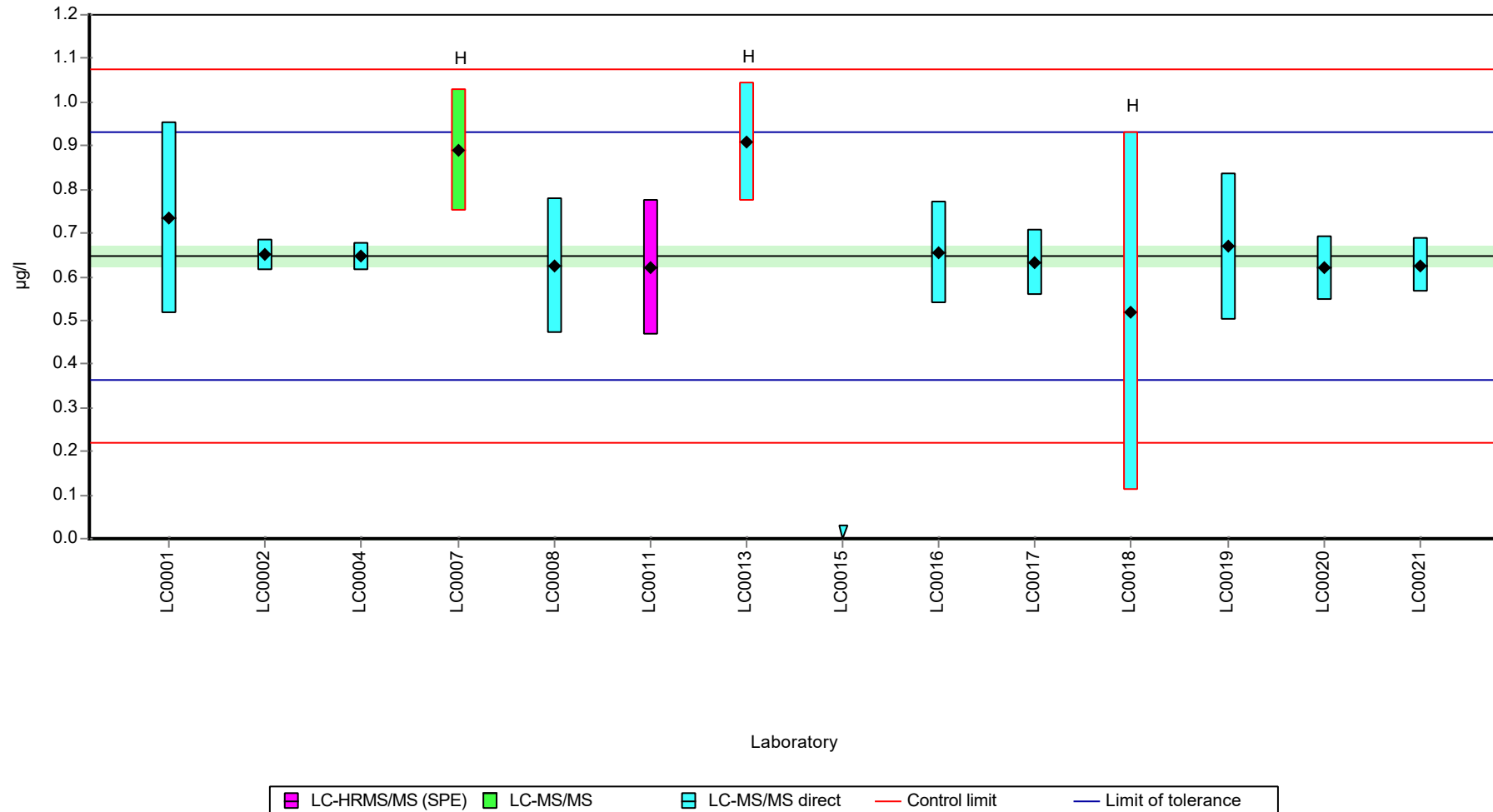
	all results	w ithout outliers	Unit
Mean ± CI (99%)	0.676 ± 0.0906	0.647 ± 0.0331	µg/l
Minimum	0.52	0.619	µg/l
Maximum	0.907	0.735	µg/l
Standard deviation	0.109	0.0349	µg/l
rel. standard deviation	16.1	5.4	%
n	13	10	-

Parameter oriented report Pharmaceuticals, Industrial Chemicals and Artificial Sweeteners - AZ11

Sample: AZ11A, Parameter: Sotalol

Graphical presentation of results

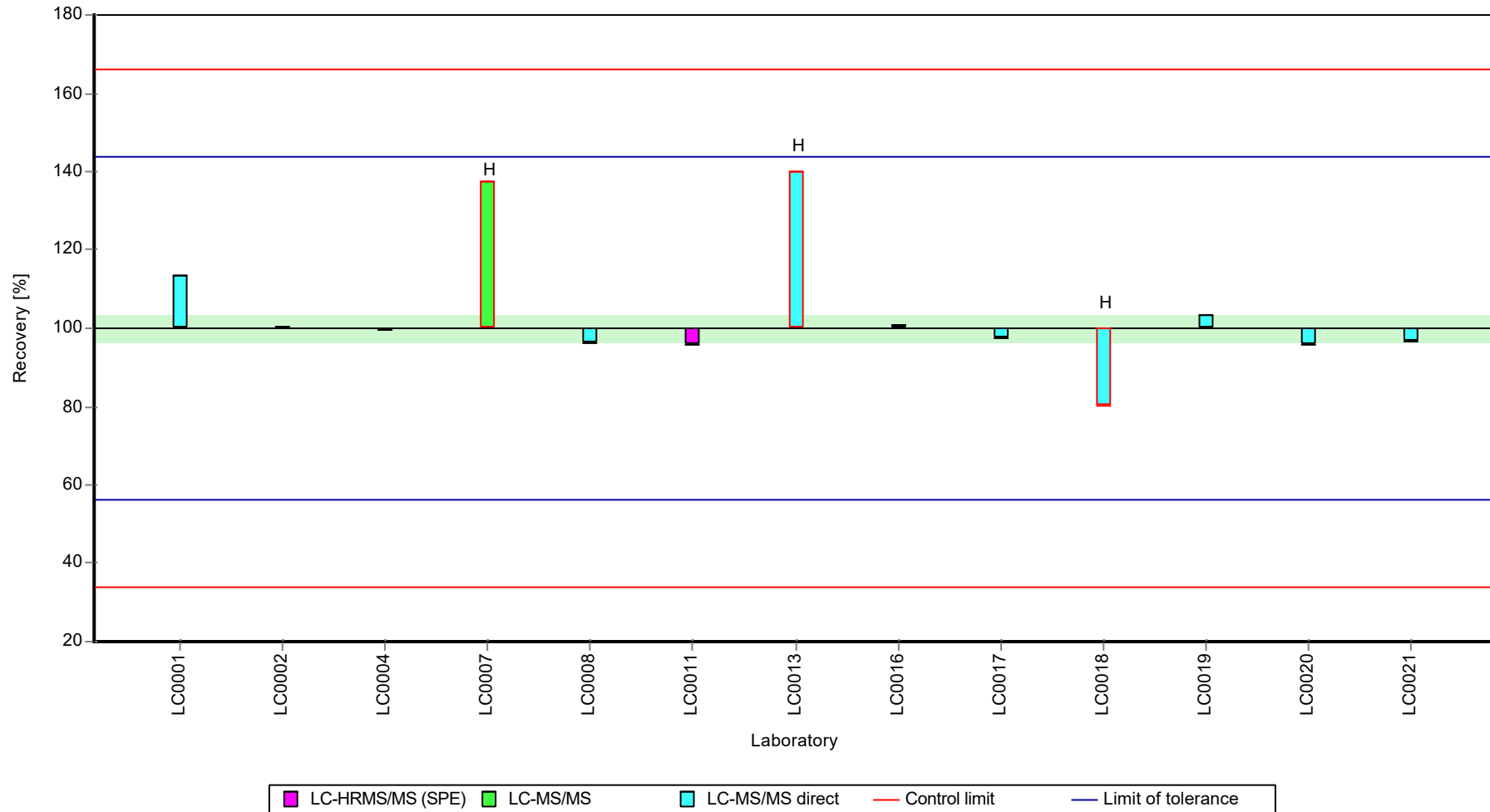
Results



Parameter oriented report Pharmaceuticals, Industrial Chemicals and Artificial Sweeteners - AZ11

Sample: AZ11A, Parameter: Sotalol

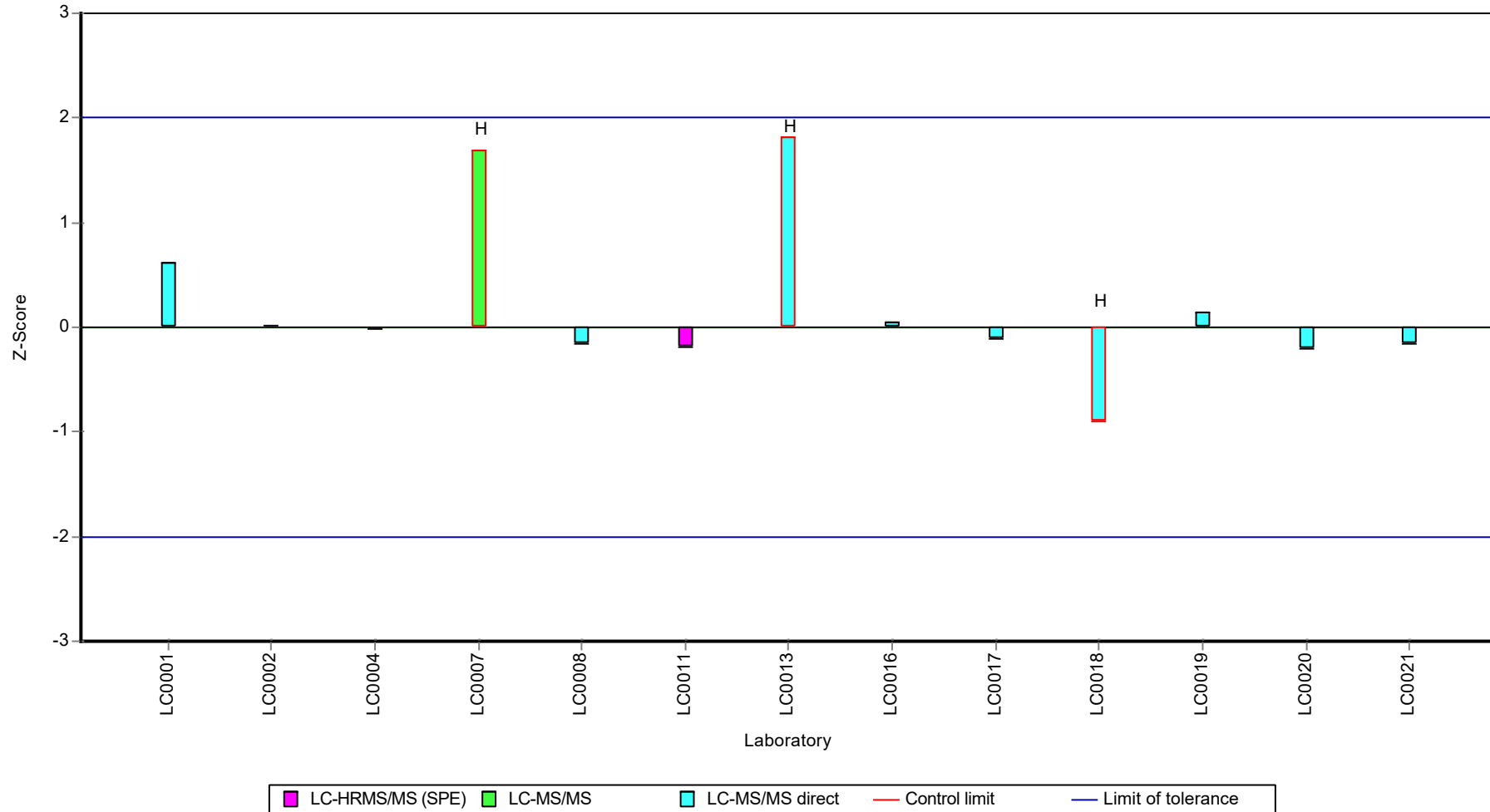
Recovery rate



Parameter oriented report Pharmaceuticals, Industrial Chemicals and Artificial Sweeteners - AZ11

Sample: AZ11A, Parameter: Sotalol

Z-score



Parameter oriented report Pharmaceuticals, Industrial
Chemicals and Artificial Sweeteners - AZ11

Sample: AZ11B, Parameter: Sotalol

Parameter oriented report

AZ11 B

Sotalol

Unit	µg/l
Assigned value ± U (k=2)	0.116 ± 0.0193
Criterion	0.0255 (22 %)
Minimum - Maximum	0.0588 - 0.18
Control test value ± U (k=2)	0.136 ± 0.0475

Labcode	Result	± U	Recovery [%]	z-score	Comments
LC0001	-	-	-	-	
LC0002	0.12	0.007	104	0.16	
LC0003	-	-	-	-	
LC0004	0.114	0.0057	98.3	-0.08	
LC0005	-	-	-	-	
LC0006	-	-	-	-	
LC0007	0.0588	0.009	50.7	-2.24	
LC0008	0.152	0.038	131	1.41	
LC0009	-	-	-	-	
LC0010	-	-	-	-	
LC0011	0.1129	0.0282	97.4	-0.12	
LC0012	-	-	-	-	
LC0013	0.18	0.027	155	2.51	
LC0014	-	-	-	-	
LC0015	0.136	0.027	117	0.79	
LC0016	0.108	0.019	93.2	-0.31	
LC0017	0.087	0.01	75.1	-1.13	
LC0018	0.077	0.061	66.4	-1.53	
LC0019	0.16425	0.04106	142	1.9	
LC0020	0.102	0.0122	88	-0.55	
LC0021	0.095	0.0095	82	-0.82	

Characteristics of parameter

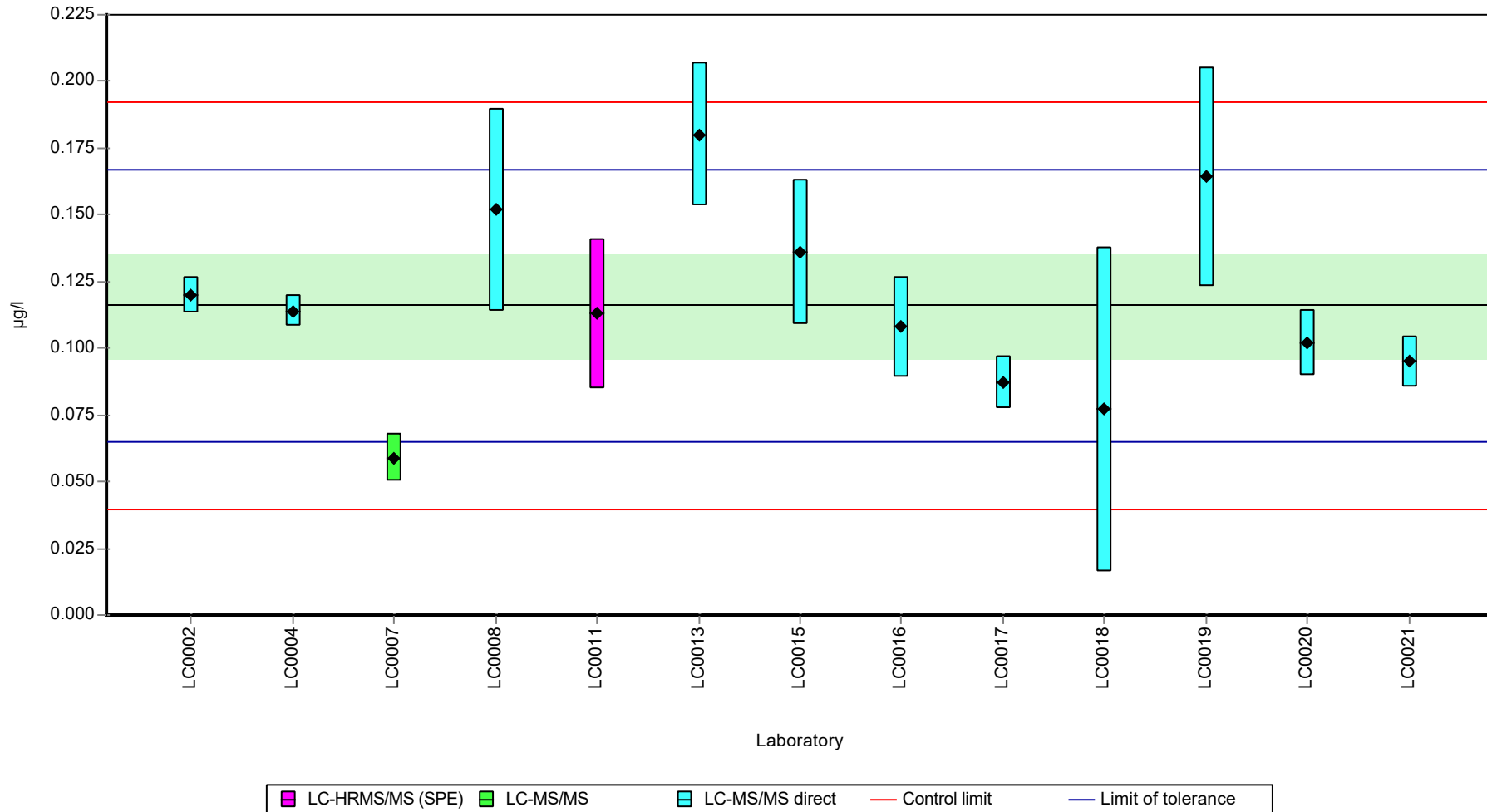
	all results	w ithout outliers	Unit
Mean ± CI (99%)	0.116 ± 0.0289	0.116 ± 0.0289	µg/l
Minimum	0.0588	0.0588	µg/l
Maximum	0.18	0.18	µg/l
Standard deviation	0.0347	0.0347	µg/l
rel. standard deviation	30	30	%
n	13	13	-

Parameter oriented report Pharmaceuticals, Industrial Chemicals and Artificial Sweeteners - AZ11

Sample: AZ11B, Parameter: Sotalol

Graphical presentation of results

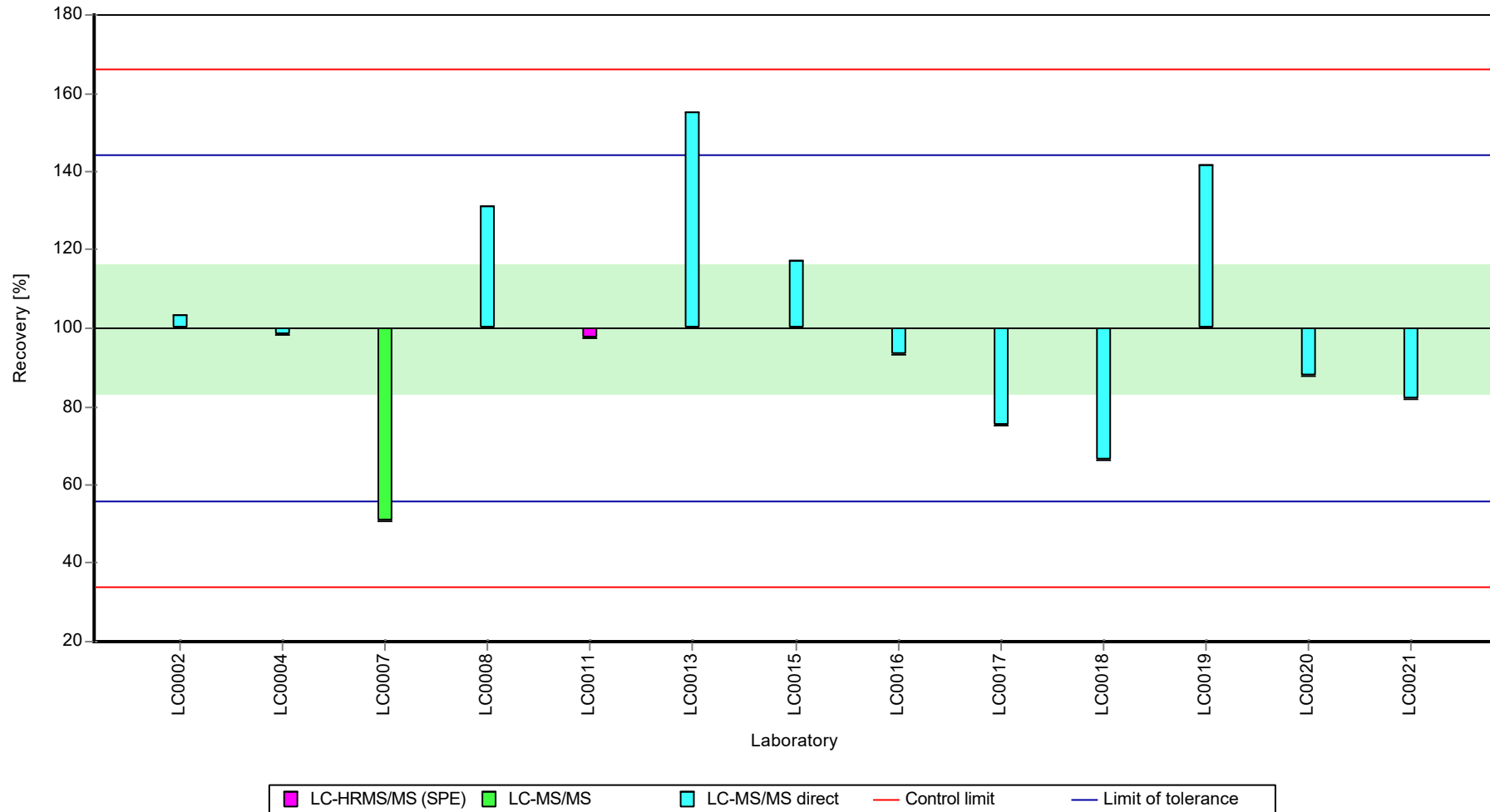
Results



Parameter oriented report Pharmaceuticals, Industrial Chemicals and Artificial Sweeteners - AZ11

Sample: AZ11B, Parameter: Sotalol

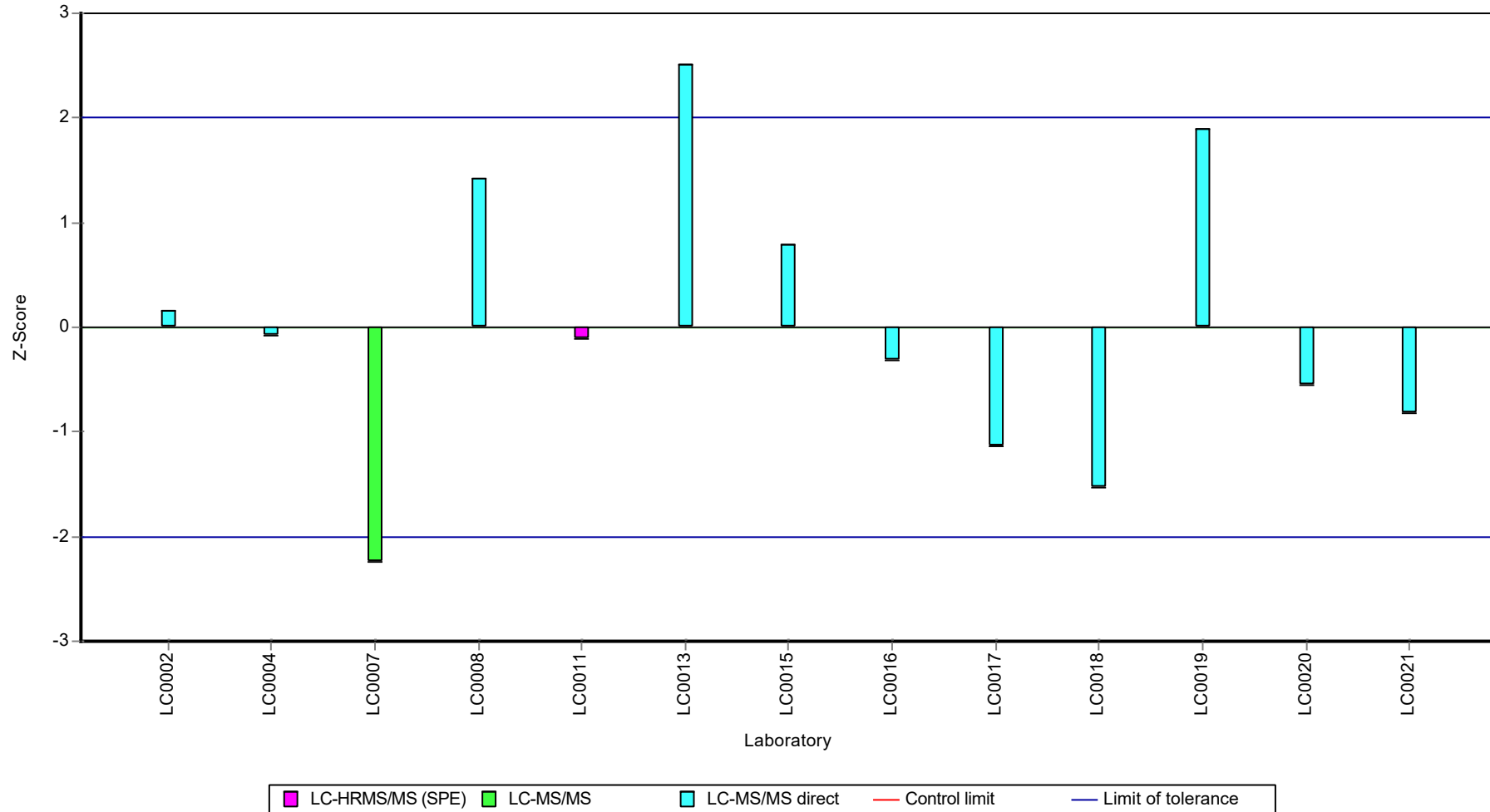
Recovery rate



Parameter oriented report Pharmaceuticals, Industrial Chemicals and Artificial Sweeteners - AZ11

Sample: AZ11B, Parameter: Sotalol

Z-score



Parameter oriented report Pharmaceuticals, Industrial
Chemicals and Artificial Sweeteners - AZ11

Sample: AZ11A, Parameter: Sucralose

Parameter oriented report

AZ11 A

Sucralose

Unit	µg/l
Assigned value ± U (k=2)	0.571 ± 0.0363
Criterion	0.171 (30 %)
Minimum - Maximum	0.47 - 0.732
Control test value ± U (k=2)	0.659 ± 0.329

Labcode	Result	± U	Recovery [%]	z-score	Comments
LC0001	-	-	-	-	
LC0002	-	-	-	-	
LC0003	0.56	0.14	98.1	-0.06	
LC0004	0.599	0.096	105	0.17	
LC0005	0.602	0.1505	106	0.18	
LC0006	0.543	0.092	95.2	-0.16	
LC0007	-	-	-	-	
LC0008	0.561	0.14	98.3	-0.06	
LC0009	-	-	-	-	
LC0010	0.6167	0.1542	108	0.27	
LC0011	0.6143	0.1536	108	0.26	
LC0012	0.5	0.14	87.6	-0.41	
LC0013	0.732	0.11	128	0.94	
LC0014	0.553	0.276	96.9	-0.1	
LC0015	0.47	0.094	82.4	-0.59	
LC0016	0.545	0.098	95.5	-0.15	
LC0017	-	-	-	-	
LC0018	-	-	-	-	
LC0019	-	-	-	-	
LC0020	0.522	0.188	91.5	-0.28	
LC0021	0.767	0.0767	134	1.15	H

Characteristics of parameter

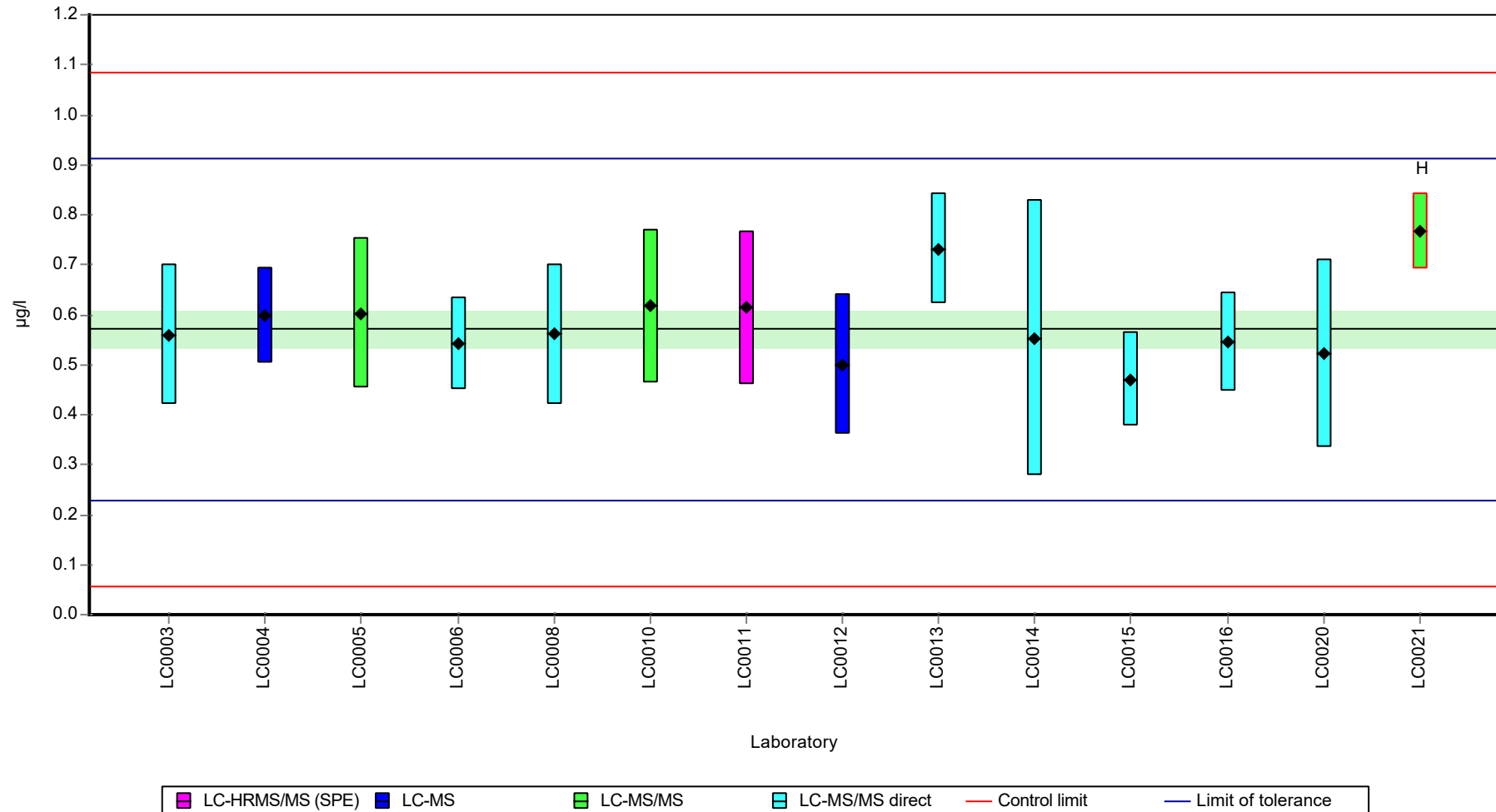
	all results	w ithout outliers	Unit
Mean ± CI (99%)	0.585 ± 0.0656	0.571 ± 0.0544	µg/l
Minimum	0.47	0.47	µg/l
Maximum	0.767	0.732	µg/l
Standard deviation	0.0818	0.0654	µg/l
rel. standard deviation	14	11.5	%
n	14	13	-

Parameter oriented report Pharmaceuticals, Industrial Chemicals and Artificial Sweeteners - AZ11

Sample: AZ11A, Parameter: Sucralose

Graphical presentation of results

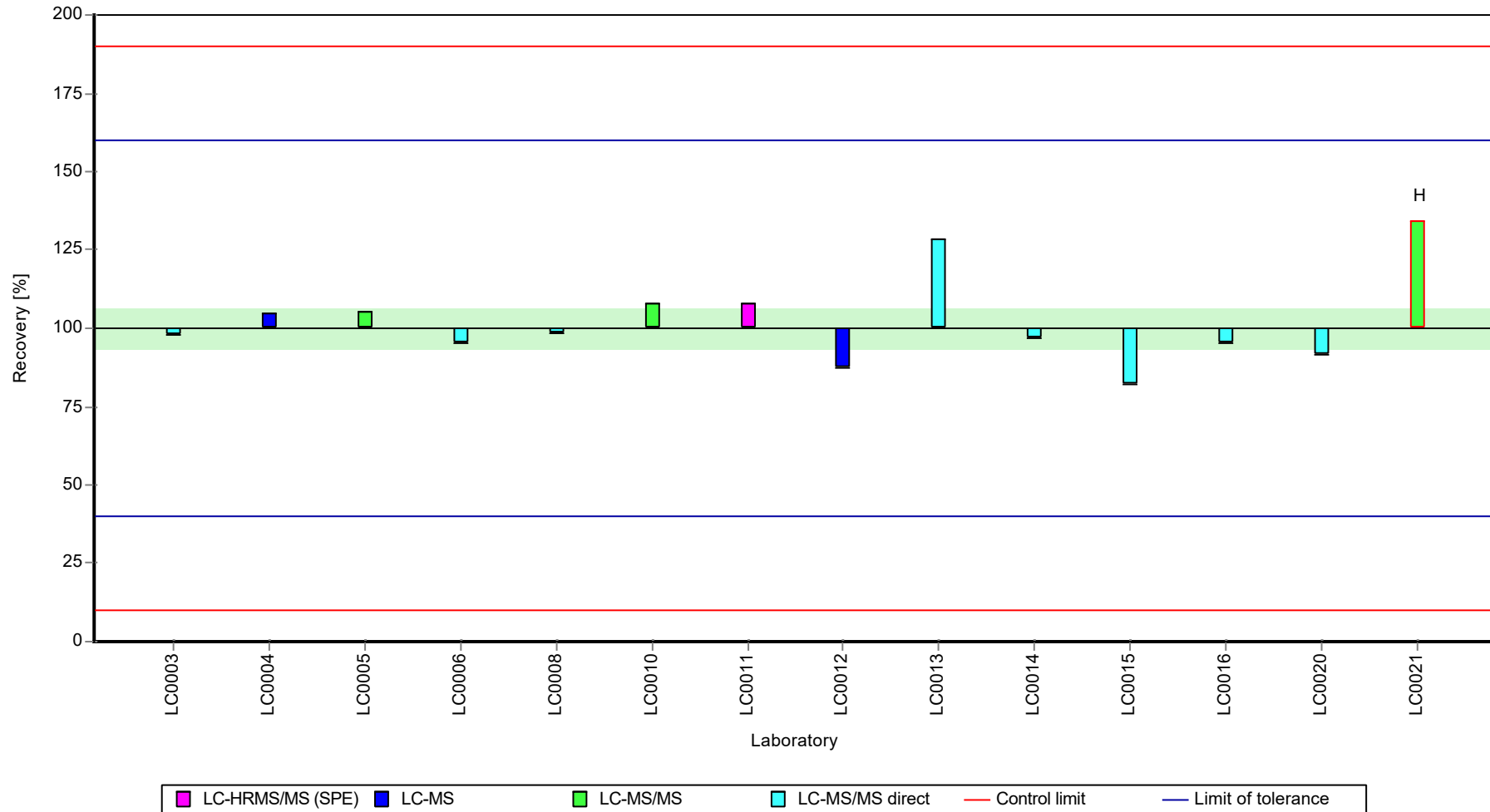
Results



Parameter oriented report Pharmaceuticals, Industrial Chemicals and Artificial Sweeteners - AZ11

Sample: AZ11A, Parameter: Sucralose

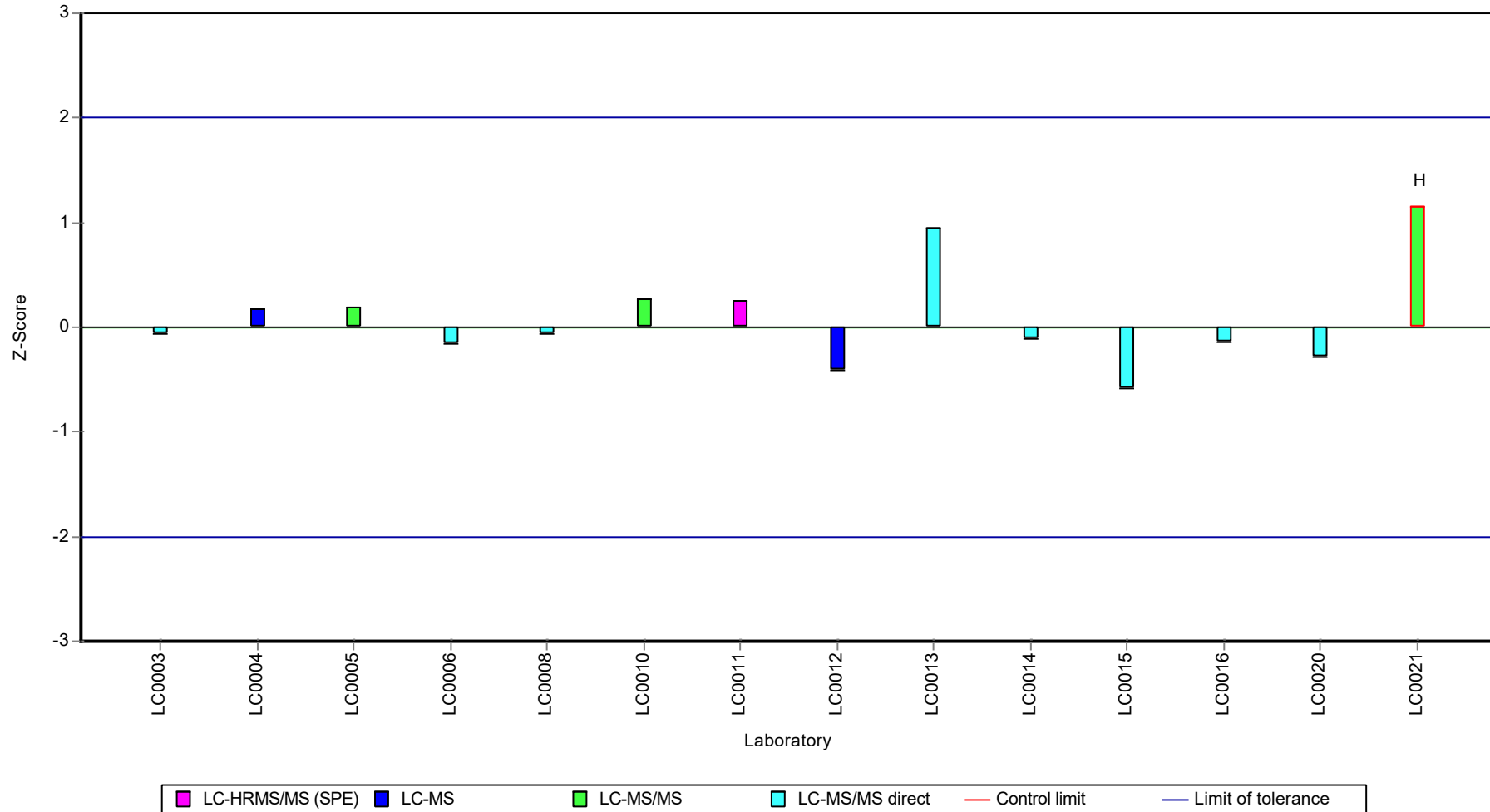
Recovery rate



Parameter oriented report Pharmaceuticals, Industrial Chemicals and Artificial Sweeteners - AZ11

Sample: AZ11A, Parameter: Sucralose

Z-score



Parameter oriented report Pharmaceuticals, Industrial
Chemicals and Artificial Sweeteners - AZ11

Sample: AZ11B, Parameter: Sucralose

Parameter oriented report

AZ11 B

Sucralose

Unit	µg/l
Assigned value ± U (k=2)	15.9 ± 0.952
Criterion	4.77 (30 %)
Minimum - Maximum	13.4 - 18.9
Control test value ± U (k=2)	19.4 ± 9.7

Labcode	Result	± U	Recovery [%]	z-score	Comments
LC0001	-	-	-	-	
LC0002	-	-	-	-	
LC0003	15.75	3.94	99.1	-0.03	
LC0004	16.8	2.7	106	0.19	
LC0005	15.936	3.984	100	0.01	
LC0006	15.1	2.6	95	-0.17	
LC0007	-	-	-	-	
LC0008	15.9	4	100	0	
LC0009	-	-	-	-	
LC0010	17.23	4.3075	108	0.28	
LC0011	18.86	4.715	119	0.62	
LC0012	-	-	-	-	
LC0013	5.727	0.859	36	-2.13	H
LC0014	15.428	7.714	97	-0.1	
LC0015	13.35	2.67	84	-0.53	
LC0016	14.617	2.631	91.9	-0.27	
LC0017	-	-	-	-	
LC0018	-	-	-	-	
LC0019	-	-	-	-	
LC0020	-	-	-	-	
LC0021	21.8	2.18	137	1.24	H

Characteristics of parameter

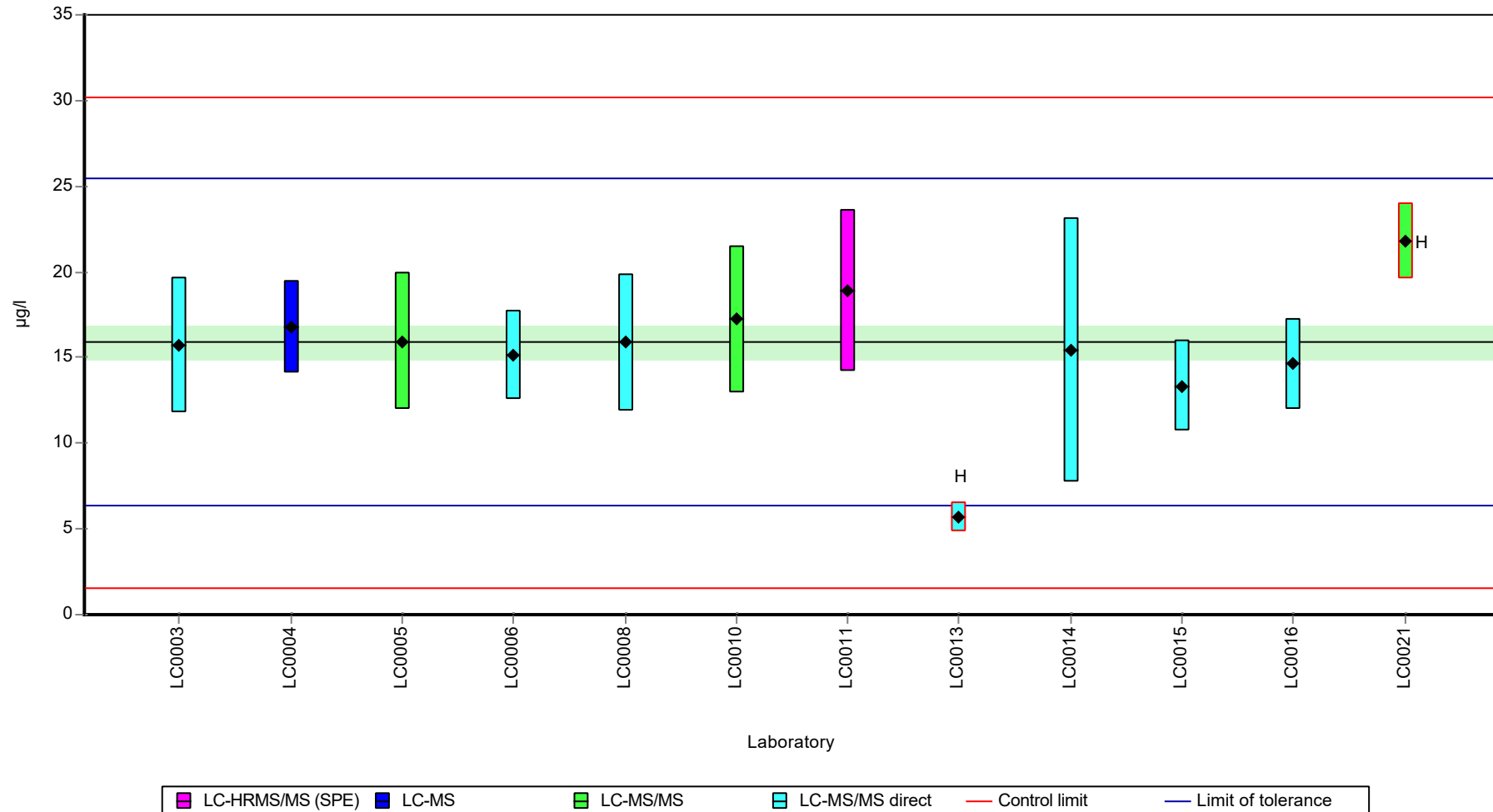
	all results	w ithout outliers	Unit
Mean ± CI (99%)	15.5 ± 3.27	15.9 ± 1.43	µg/l
Minimum	5.73	13.4	µg/l
Maximum	21.8	18.9	µg/l
Standard deviation	3.78	1.5	µg/l
rel. standard deviation	24.3	9.46	%
n	12	10	-

Parameter oriented report Pharmaceuticals, Industrial Chemicals and Artificial Sweeteners - AZ11

Sample: AZ11B, Parameter: Sucralose

Graphical presentation of results

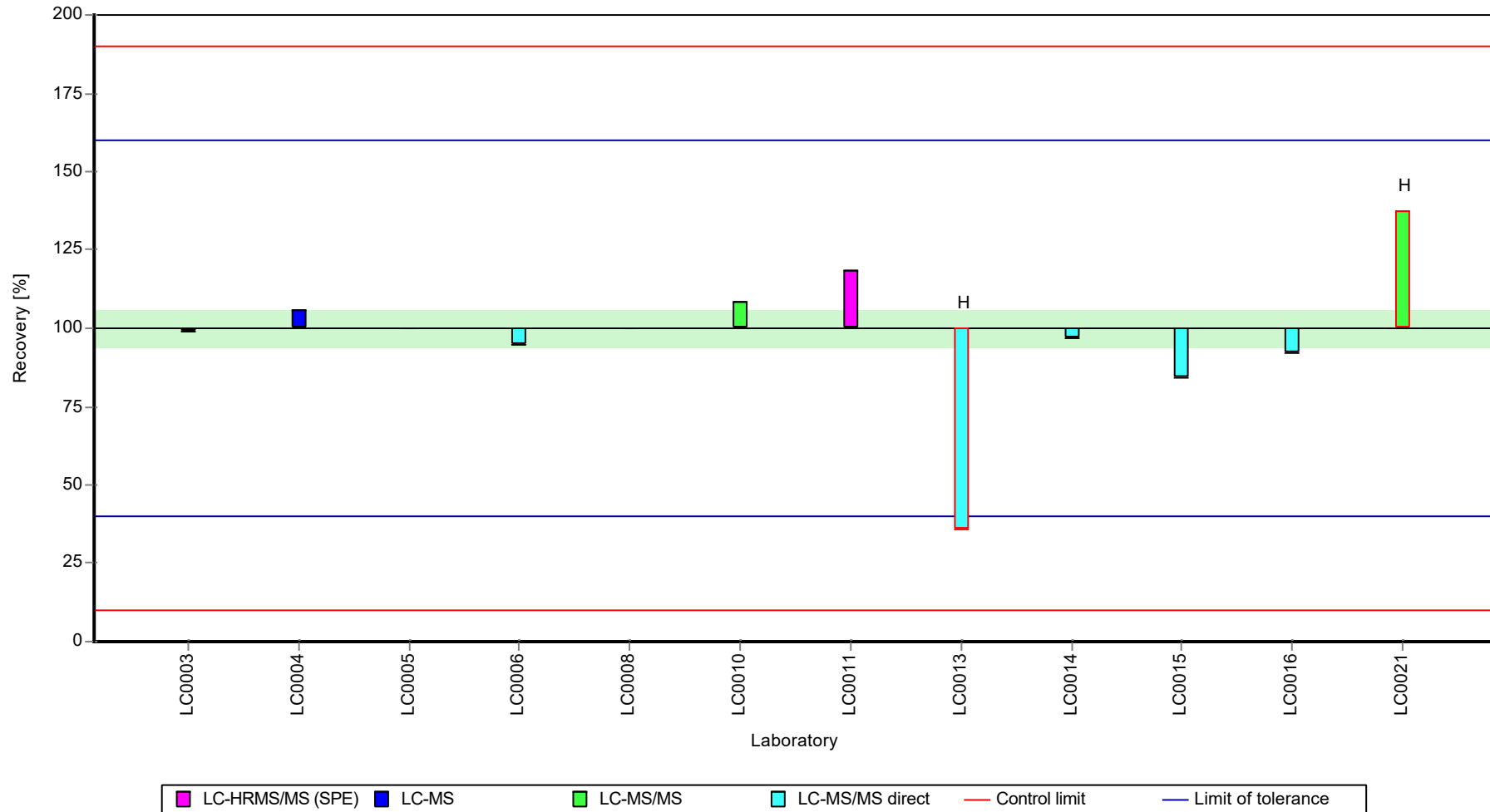
Results



Parameter oriented report Pharmaceuticals, Industrial Chemicals and Artificial Sweeteners - AZ11

Sample: AZ11B, Parameter: Sucralose

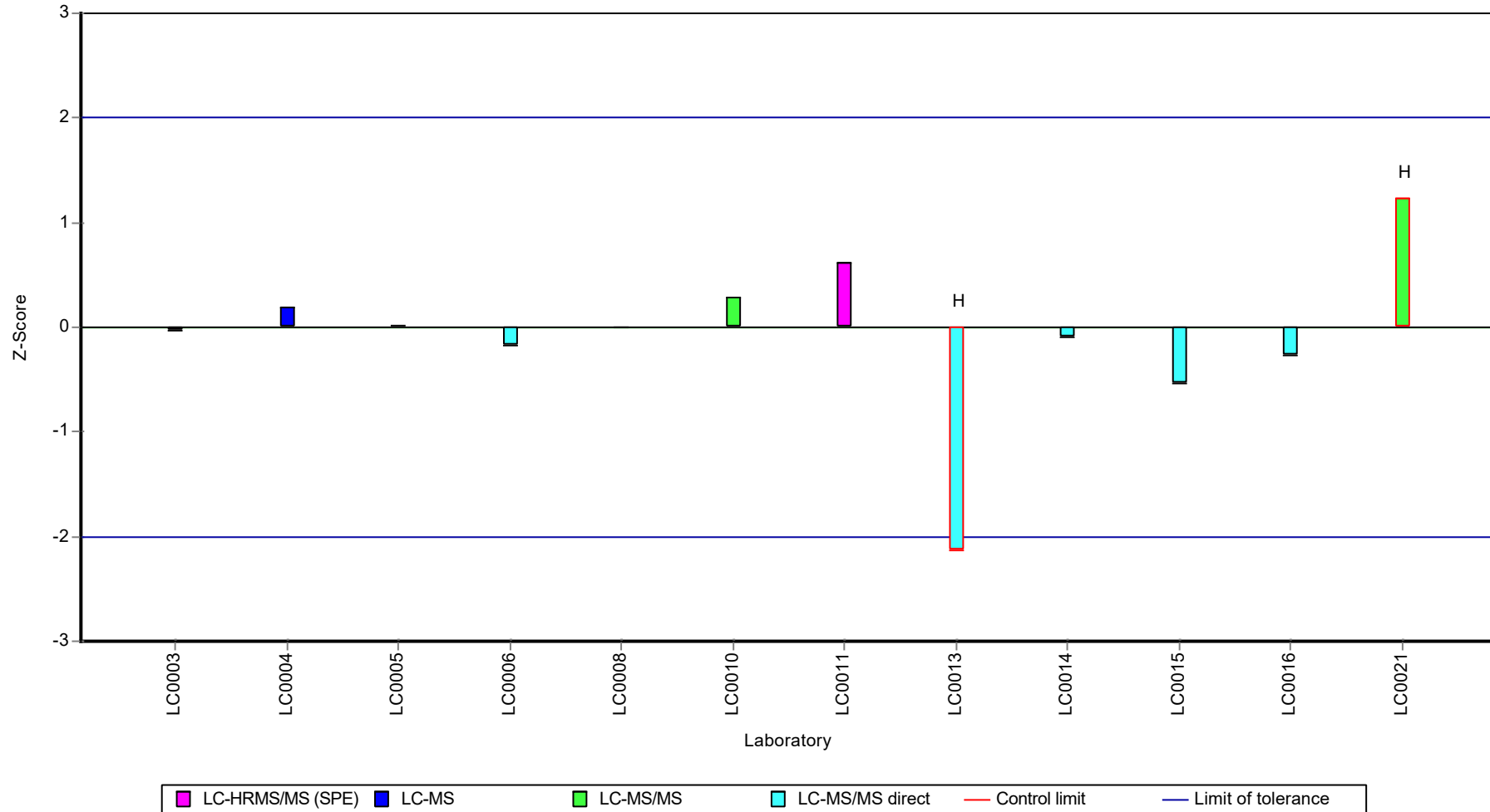
Recovery rate



Parameter oriented report Pharmaceuticals, Industrial Chemicals and Artificial Sweeteners - AZ11

Sample: AZ11B, Parameter: Sucralose

Z-score



Parameter oriented report Pharmaceuticals, Industrial
Chemicals and Artificial Sweeteners - AZ11

Sample: AZ11A, Parameter: Sulfamethoxazole

Parameter oriented report

AZ11 A

Sulfamethoxazole

Unit	µg/l
Assigned value ± U (k=2)	0.156 ± 0.00742
Criterion	0.0187 (12 %)
Minimum - Maximum	0.133 - 0.188
Control test value ± U (k=2)	0.171 ± 0.0599

Labcode	Result	± U	Recovery [%]	z-score	Comments
LC0001	0.17	0.051	109	0.76	
LC0002	0.15	0.014	96.3	-0.31	
LC0003	-	-	-	-	
LC0004	0.151	0.0053	96.9	-0.26	
LC0005	0.148	0.037	95	-0.42	
LC0006	0.156	0.019	100	0.01	
LC0007	0.156	0.016	100	0.01	
LC0008	0.138	0.035	88.6	-0.95	
LC0009	0.1884	0.0303	121	1.75	
LC0010	-	-	-	-	
LC0011	0.1724	0.0431	111	0.89	
LC0012	0.172	0.035	110	0.87	
LC0013	0.182	0.027	117	1.4	
LC0014	0.162	0.049	104	0.33	
LC0015	< 0.03 (LOQ)	-	-	-	FN
LC0016	0.143	0.026	91.8	-0.68	
LC0017	0.135	0.018	86.7	-1.11	
LC0018	0.15	0.057	96.3	-0.31	
LC0019	0.13306	0.03327	85.4	-1.21	
LC0020	0.148	0.0296	95	-0.42	
LC0021	0.149	0.0149	95.7	-0.36	

Characteristics of parameter

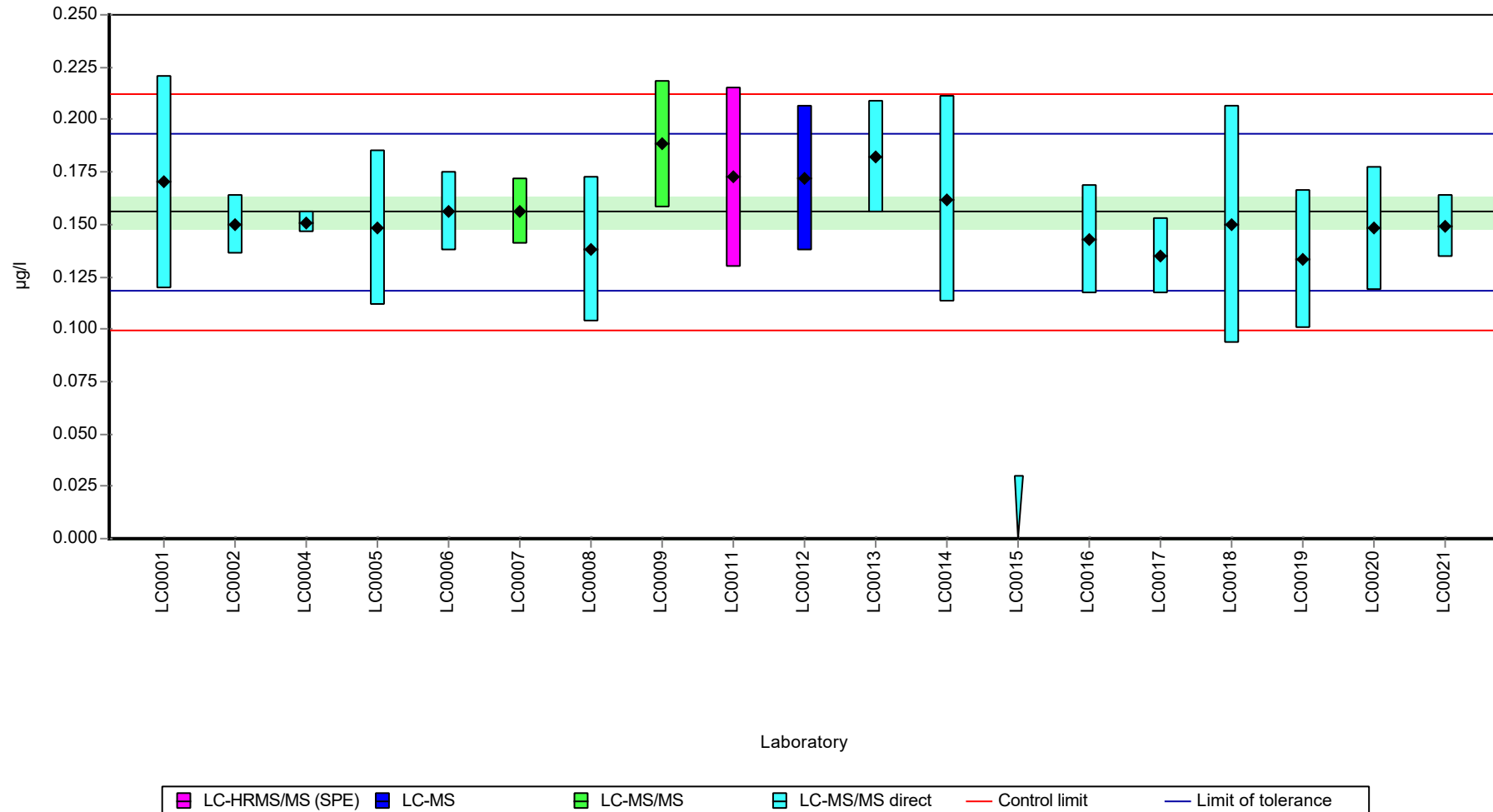
	all results	w ithout outliers	Unit
Mean ± CI (99%)	0.156 ± 0.0111	0.156 ± 0.0111	µg/l
Minimum	0.133	0.133	µg/l
Maximum	0.188	0.188	µg/l
Standard deviation	0.0157	0.0157	µg/l
rel. standard deviation	10.1	10.1	%
n	18	18	-

Parameter oriented report Pharmaceuticals, Industrial Chemicals and Artificial Sweeteners - AZ11

Sample: AZ11A, Parameter: Sulfamethoxazole

Graphical presentation of results

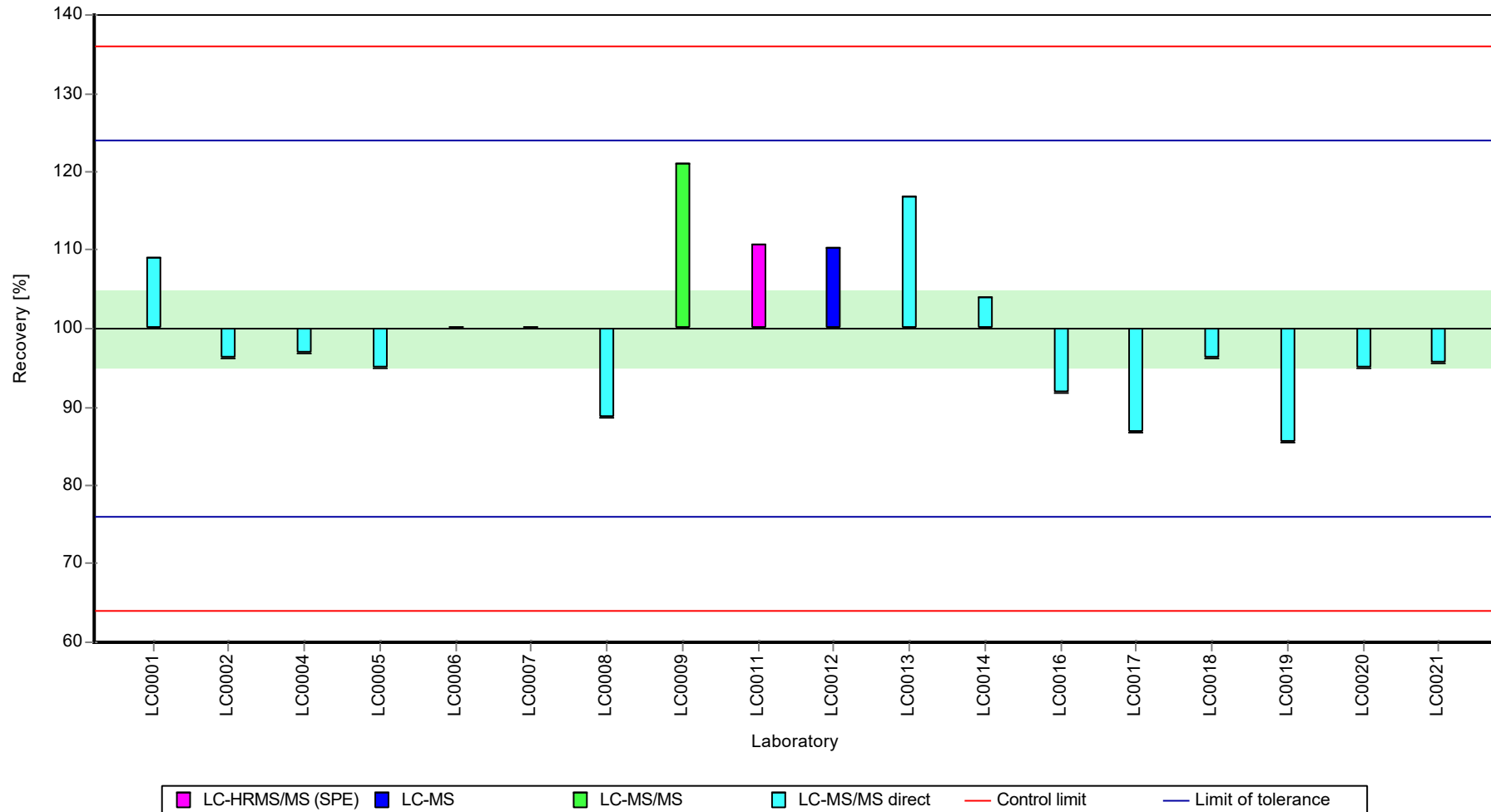
Results



Parameter oriented report Pharmaceuticals, Industrial Chemicals and Artificial Sweeteners - AZ11

Sample: AZ11A, Parameter: Sulfamethoxazole

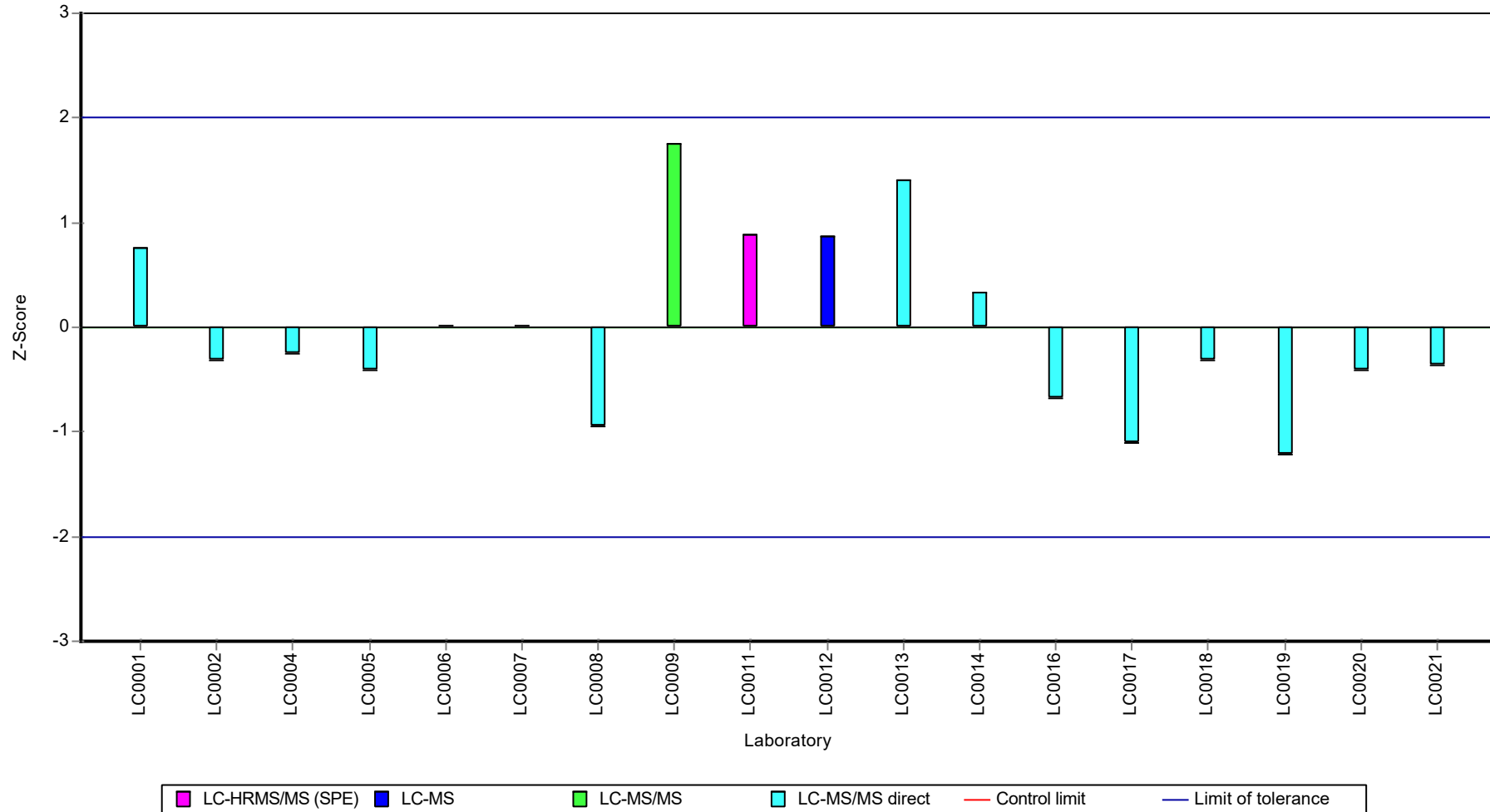
Recovery rate



Parameter oriented report Pharmaceuticals, Industrial Chemicals and Artificial Sweeteners - AZ11

Sample: AZ11A, Parameter: Sulfamethoxazole

Z-score



Parameter oriented report Pharmaceuticals, Industrial Chemicals and Artificial Sweeteners - AZ11

Sample: AZ11B, Parameter: Sulfamethoxazole

Parameter oriented report

AZ11 B

Sulfamethoxazole

Unit	µg/l
Assigned value ± U (k=2)	0.0619 ± 0.00373
Criterion	0.00743 (12 %)
Minimum - Maximum	0.049 - 0.074
Control test value ± U (k=2)	0.0699 ± 0.0245

Labcode	Result	± U	Recovery [%]	z-score	Comments
LC0001	0.074	0.022	120	1.63	
LC0002	0.058	0.006	93.7	-0.52	
LC0003	-	-	-	-	
LC0004	0.0582	0.002	94.1	-0.5	
LC0005	0.063	0.01575	102	0.15	
LC0006	0.0594	0.0074	96	-0.33	
LC0007	0.0566	0.0058	91.5	-0.71	
LC0008	0.049	0.012	79.2	-1.73	
LC0009	0.0907	0.0146	147	3.88	H
LC0010	-	-	-	-	
LC0011	0.0645	0.0161	104	0.35	
LC0012	0.056	0.011	90.5	-0.79	
LC0013	0.086	0.013	139	3.25	H
LC0014	0.087	0.026	141	3.38	H
LC0015	0.065	0.013	105	0.42	
LC0016	0.058	0.01	93.7	-0.52	
LC0017	0.0615	0.008	99.4	-0.05	
LC0018	0.074	0.028	120	1.63	
LC0019	0.073	0.0146	118	1.5	
LC0020	0.058	0.0115	93.7	-0.52	
LC0021	0.025	0.0025	40.4	-4.97	H

Characteristics of parameter

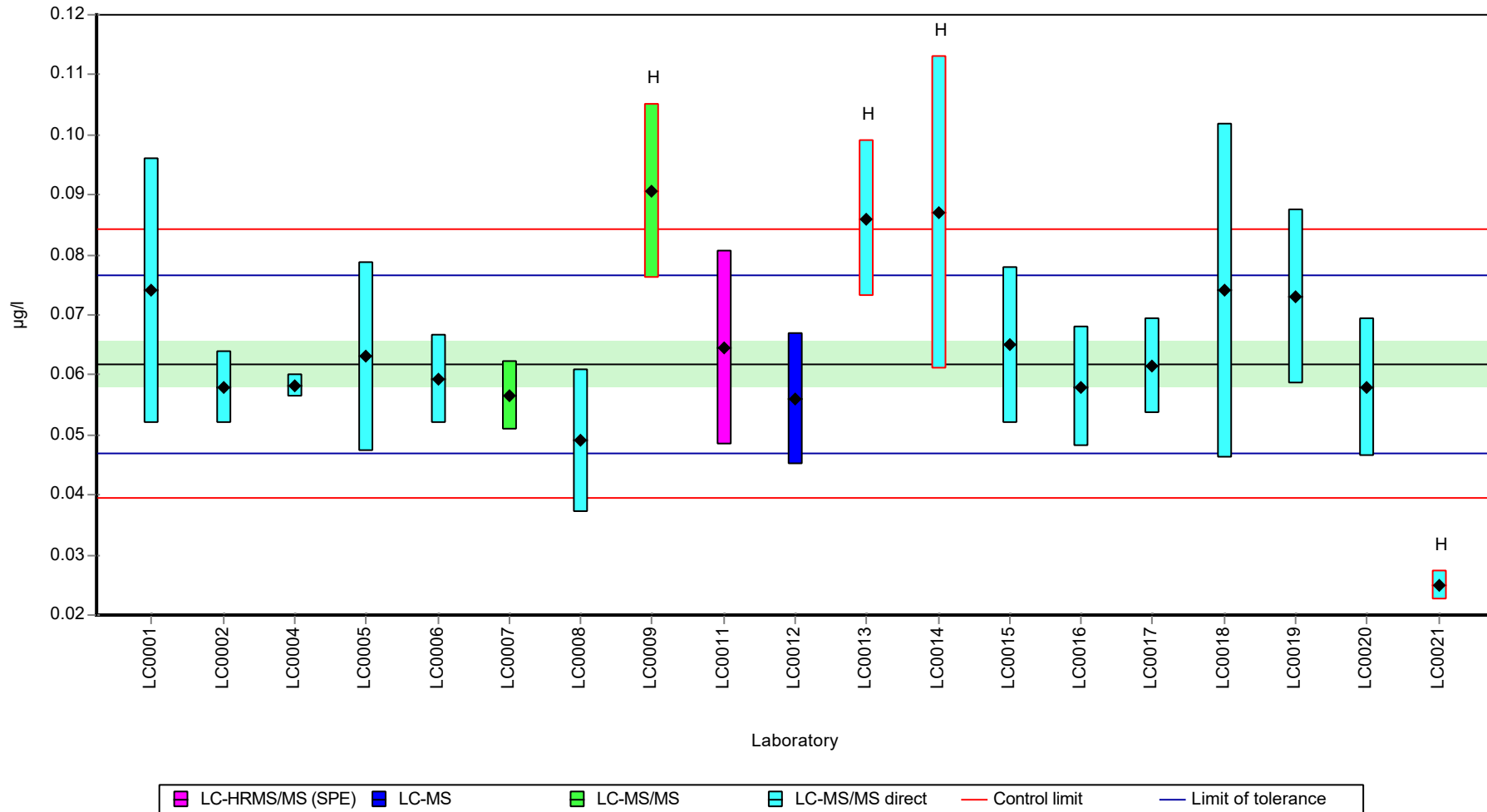
	all results	without outliers	Unit
Mean ± CI (99%)	0.064 ± 0.0103	0.0619 ± 0.00559	µg/l
Minimum	0.025	0.049	µg/l
Maximum	0.0907	0.074	µg/l
Standard deviation	0.015	0.00721	µg/l
rel. standard deviation	23.4	11.7	%
n	19	15	-

Parameter oriented report Pharmaceuticals, Industrial Chemicals and Artificial Sweeteners - AZ11

Sample: AZ11B, Parameter: Sulfamethoxazole

Graphical presentation of results

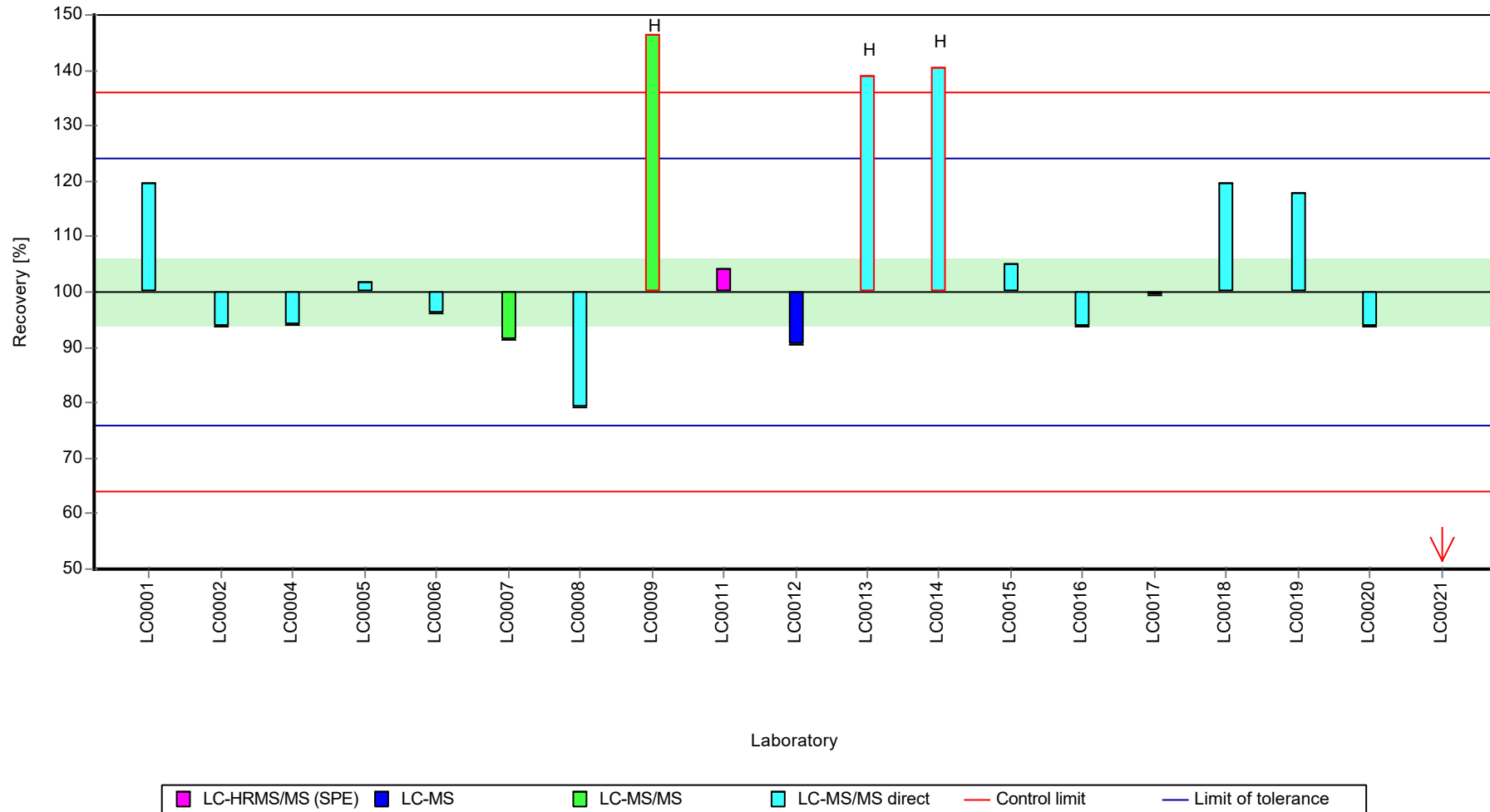
Results



Parameter oriented report Pharmaceuticals, Industrial Chemicals and Artificial Sweeteners - AZ11

Sample: AZ11B, Parameter: Sulfamethoxazole

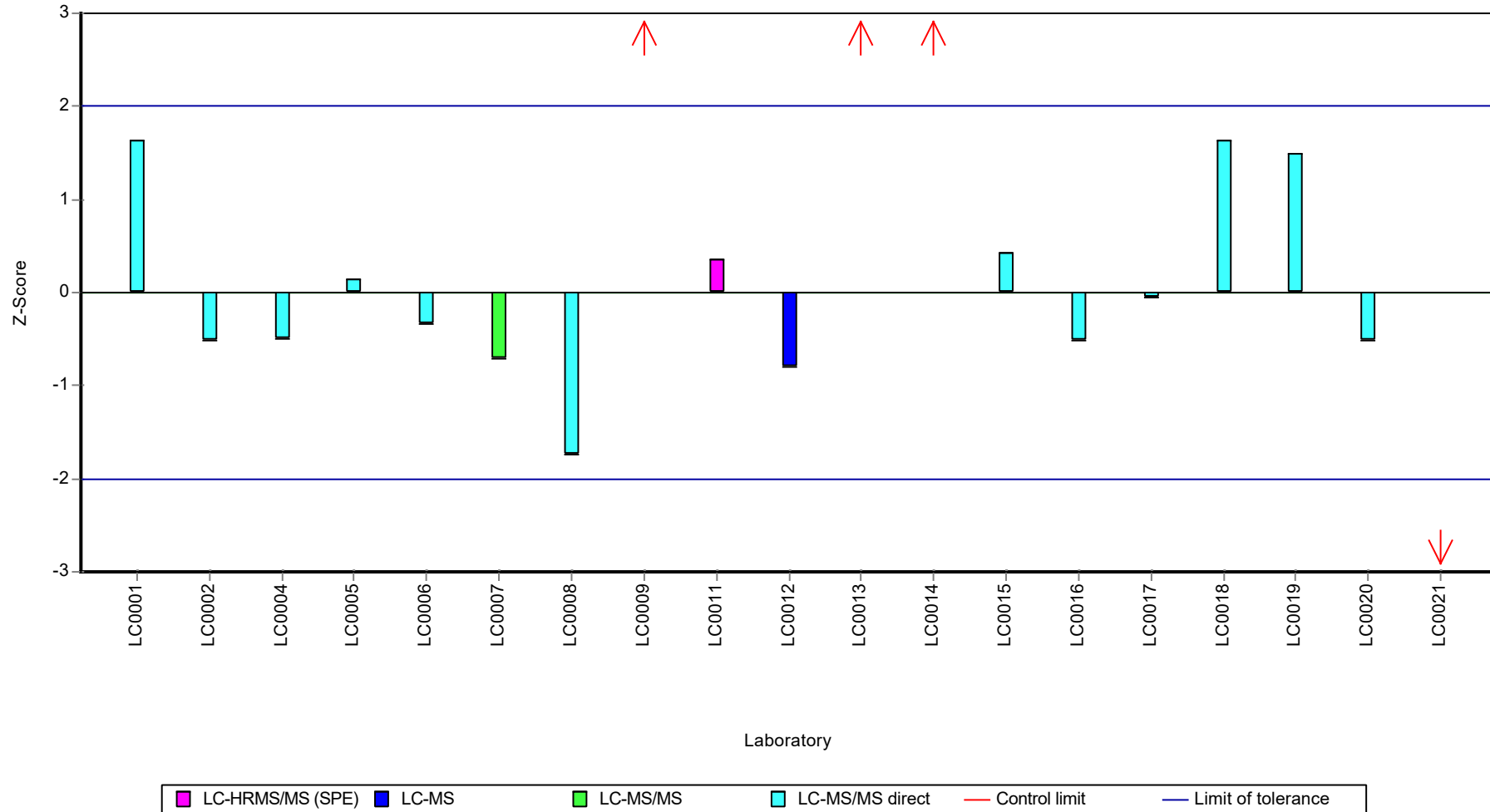
Recovery rate



Parameter oriented report Pharmaceuticals, Industrial Chemicals and Artificial Sweeteners - AZ11

Sample: AZ11B, Parameter: Sulfamethoxazole

Z-score



E8. Labororientierte Auswertung / Laboratory oriented report

Die Labororientierte Auswertung ist nach dem Laborcode sortiert.

The laboratory oriented report is sorted by laboratory code.

Summary of results Pharmaceuticals, Industrial Chemicals and Artificial Sweeteners - AZ11

Labcode: LC0001

Sample: AZ11A

Parameter	Unit	Assigned value ± U (k=2)	Result ± U	Criterion	Recovery [%]	z-Score
4-Acetylaminoantipyrine	µg/l	0.0486 ± 0.00172	- ± -	0.00486	-	-
4-Formylaminoantipyrine	µg/l	0.0676 ± 0.00587	- ± -	0.00879	-	-
10,11-Dihydro-10,11-Dihydroxycarbamazepine	µg/l	- ± -	- ± -	-	-	-
Acesulfame	µg/l	0.307 ± 0.0191	0.325 ± 0.1	0.0522	106	0.34
Amidotrizoic acid	µg/l	0.0426 ± 0.00378	0.046 ± 0.014	0.00851	108	0.40
Atenolol	µg/l	0.382 ± 0.0189	0.38 ± 0.11	0.0764	99.5	-0.02
Benzotriazole	µg/l	0.0898 ± 0.00412	- ± -	0.0108	-	-
Bisoprolol	µg/l	0.282 ± 0.00927	- ± -	0.0282	-	-
Carbamazepine	µg/l	0.0087 ± 0.000846	0.0085 ± 0.003	0.00113	97.7	-0.18
Cyclamate	µg/l	0.315 ± 0.0222	- ± -	0.0789	-	-
Diazepam	µg/l	- ± -	- ± -	-	-	-
Diclofenac	µg/l	0.481 ± 0.0101	0.49 ± 0.15	0.0674	102	0.13
Ibuprofen	µg/l	0.41 ± 0.0265	- ± -	0.0492	-	-
Iopamidol	µg/l	0.232 ± 0.0149	- ± -	0.0534	-	-
Metoprolol	µg/l	0.209 ± 0.00755	0.215 ± 0.065	0.0419	103	0.14
Saccharin	µg/l	0.261 ± 0.0222	- ± -	0.0391	-	-
Sotalol	µg/l	0.647 ± 0.0221	0.735 ± 0.22	0.142	114	0.61
Sucralose	µg/l	0.571 ± 0.0363	- ± -	0.171	-	-
Sulfamethoxazole	µg/l	0.156 ± 0.00742	0.17 ± 0.051	0.0187	109	0.76

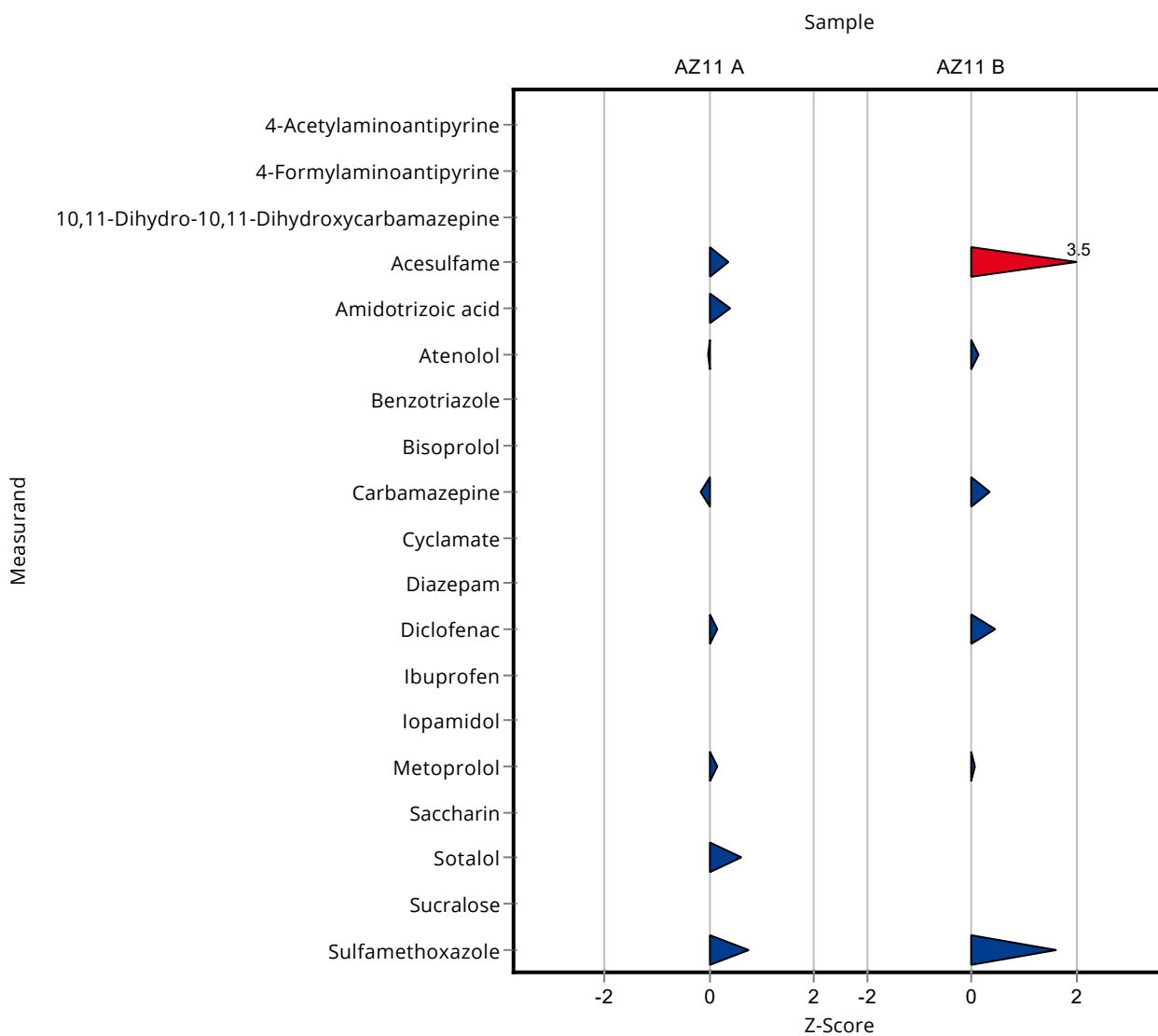
Sample: AZ11B

Parameter	Unit	Assigned value ± U (k=2)	Result ± U	Criterion	Recovery [%]	z-Score
4-Acetylaminoantipyrine	µg/l	0.981 ± 0.0587	- ± -	0.0981	-	-
4-Formylaminoantipyrine	µg/l	3.75 ± 0.251	- ± -	0.375	-	-
10,11-Dihydro-10,11-Dihydroxycarbamazepine	µg/l	0.681 ± 0.0557	- ± -	0.136	-	-
Acesulfame	µg/l	1.75 ± 0.154	2.8 ± 0.84	0.298	160	3.51
Amidotrizoic acid	µg/l	0.657 ± 0.0323	- ± -	0.131	-	-
Atenolol	µg/l	0.234 ± 0.0321	0.24 ± 0.072	0.0467	103	0.13
Benzotriazole	µg/l	4.83 ± 0.14	- ± -	0.58	-	-

Summary of results Pharmaceuticals, Industrial Chemicals and Artificial Sweeteners - AZ11

Labcode: LC0001

Parameter	Unit	Assigned value ± U (k=2)	Result ± U	Criterion	Recovery [%]	z-Score
Bisoprolol	µg/l	0.256 ± 0.0312	- ± -	0.0461	-	-
Carbamazepine	µg/l	0.321 ± 0.0117	0.335 ± 0.1	0.0417	104	0.34
Cyclamate	µg/l	0.0992 ± 0.0135	- ± -	0.0248	-	-
Diazepam	µg/l	- ± -	- ± -	-	-	-
Diclofenac	µg/l	2.02 ± 0.0908	2.15 ± 0.65	0.283	106	0.46
Ibuprofen	µg/l	1.39 ± 0.0714	- ± -	0.167	-	-
Iopamidol	µg/l	23.1 ± 1.24	- ± -	5.32	-	-
Metoprolol	µg/l	0.128 ± 0.00989	0.13 ± 0.039	0.0257	101	0.06
Saccharin	µg/l	0.745 ± 0.0519	- ± -	0.112	-	-
Sotalol	µg/l	0.116 ± 0.0193	- ± -	0.0255	-	-
Sucralose	µg/l	15.9 ± 0.952	- ± -	4.77	-	-
Sulfamethoxazole	µg/l	0.0619 ± 0.00373	0.074 ± 0.022	0.00743	120	1.63



Sample: AZ11A

Parameter	Unit	Assigned value ± U (k=2)	Result ± U	Criterion	Recovery [%]	En-Score
4-Acetylaminoantipyrine	µg/l	0.0486 ± 0.00172	- ± -	0.00486	-	-
4-Formylaminoantipyrine	µg/l	0.0676 ± 0.00587	- ± -	0.00879	-	-
10,11-Dihydro-10,11-Dihydroxycarbamazepine	µg/l	- ± -	- ± -	-	-	-
Acesulfame	µg/l	0.307 ± 0.0191	0.325 ± 0.1	0.0522	106	0.09
Amidotrizoic acid	µg/l	0.0426 ± 0.00378	0.046 ± 0.014	0.00851	108	0.12
Atenolol	µg/l	0.382 ± 0.0189	0.38 ± 0.11	0.0764	99.5	-0.01
Benzotriazole	µg/l	0.0898 ± 0.00412	- ± -	0.0108	-	-
Bisoprolol	µg/l	0.282 ± 0.00927	- ± -	0.0282	-	-
Carbamazepine	µg/l	0.0087 ± 0.000846	0.0085 ± 0.003	0.00113	97.7	-0.03
Cyclamate	µg/l	0.315 ± 0.0222	- ± -	0.0789	-	-
Diazepam	µg/l	- ± -	- ± -	-	-	-
Diclofenac	µg/l	0.481 ± 0.0101	0.49 ± 0.15	0.0674	102	0.03
Ibuprofen	µg/l	0.41 ± 0.0265	- ± -	0.0492	-	-
Iopamidol	µg/l	0.232 ± 0.0149	- ± -	0.0534	-	-
Metoprolol	µg/l	0.209 ± 0.00755	0.215 ± 0.065	0.0419	103	0.04
Saccharin	µg/l	0.261 ± 0.0222	- ± -	0.0391	-	-
Sotalol	µg/l	0.647 ± 0.0221	0.735 ± 0.22	0.142	114	0.20
Sucralose	µg/l	0.571 ± 0.0363	- ± -	0.171	-	-
Sulfamethoxazole	µg/l	0.156 ± 0.00742	0.17 ± 0.051	0.0187	109	0.14

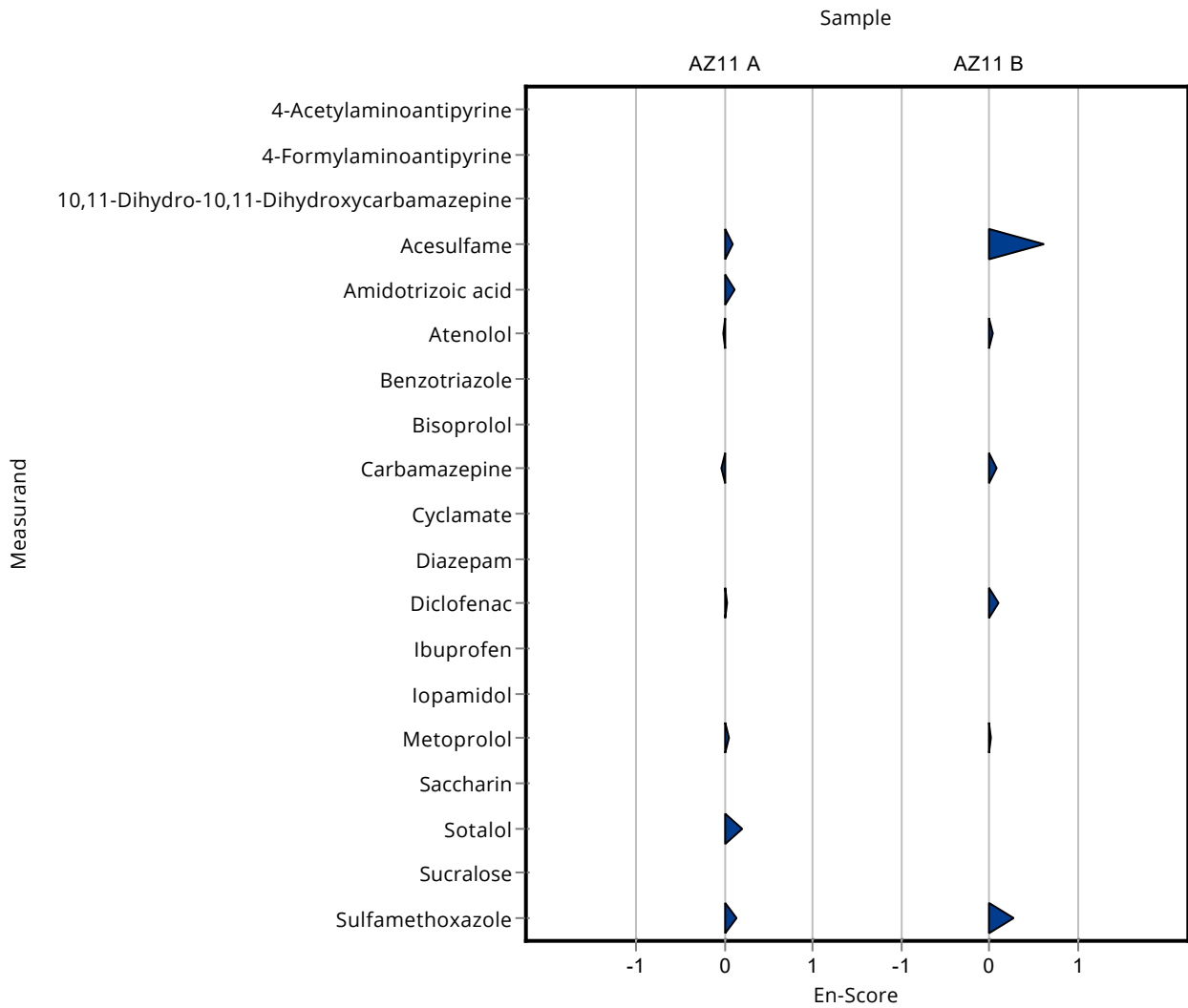
Sample: AZ11B

Parameter	Unit	Assigned value ± U (k=2)	Result ± U	Criterion	Recovery [%]	En-Score
4-Acetylaminoantipyrine	µg/l	0.981 ± 0.0587	- ± -	0.0981	-	-

Summary of results Pharmaceuticals, Industrial Chemicals and Artificial Sweeteners - AZ11 - En-Score

Labcode: LC0001

Parameter	Unit	Assigned value ± U (k=2)	Result ± U	Criterion Recovery [%]	En-Score
4-Formylaminoantipyrine	µg/l	3.75 ± 0.251	- ± -	0.375	-
10,11-Dihydro-10,11-Dihydroxycarbamazepine	µg/l	0.681 ± 0.0557	- ± -	0.136	-
Acesulfame	µg/l	1.75 ± 0.154	2.8 ± 0.84	0.298	160
Amidotrizoic acid	µg/l	0.657 ± 0.0323	- ± -	0.131	-
Atenolol	µg/l	0.234 ± 0.0321	0.24 ± 0.072	0.0467	103
Benzotriazole	µg/l	4.83 ± 0.14	- ± -	0.58	-
Bisoprolol	µg/l	0.256 ± 0.0312	- ± -	0.0461	-
Carbamazepine	µg/l	0.321 ± 0.0117	0.335 ± 0.1	0.0417	104
Cyclamate	µg/l	0.0992 ± 0.0135	- ± -	0.0248	-
Diazepam	µg/l	- ± -	- ± -	-	-
Diclofenac	µg/l	2.02 ± 0.0908	2.15 ± 0.65	0.283	106
Ibuprofen	µg/l	1.39 ± 0.0714	- ± -	0.167	-
Iopamidol	µg/l	23.1 ± 1.24	- ± -	5.32	-
Metoprolol	µg/l	0.128 ± 0.00989	0.13 ± 0.039	0.0257	101
Saccharin	µg/l	0.745 ± 0.0519	- ± -	0.112	-
Sotalol	µg/l	0.116 ± 0.0193	- ± -	0.0255	-
Sucralose	µg/l	15.9 ± 0.952	- ± -	4.77	-
Sulfamethoxazole	µg/l	0.0619 ± 0.00373	0.074 ± 0.022	0.00743	120



Summary of results Pharmaceuticals, Industrial Chemicals and Artificial Sweeteners - AZ11

Labcode: LC0002

Sample: AZ11A

Parameter	Unit	Assigned value ± U (k=2)	Result ± U	Criterion	Recovery [%]	z-Score
4-Acetylaminoantipyrine	µg/l	0.0486 ± 0.00172	0.044 ± 0.004	0.00486	90.6	-0.94
4-Formylaminoantipyrine	µg/l	0.0676 ± 0.00587	0.061 ± 0.006	0.00879	90.2	-0.75
10,11-Dihydro-10,11-Dihydroxycarbamazepine	µg/l	- ± -	0.062 ± 0.007	-	-	-
Acesulfame	µg/l	0.307 ± 0.0191	0.29 ± 0.034	0.0522	94.5	-0.33
Amidotrizoic acid	µg/l	0.0426 ± 0.00378	<0.05 (LOQ) ± -	0.00851	-	-
Atenolol	µg/l	0.382 ± 0.0189	0.38 ± 0.024	0.0764	99.5	-0.02
Benzotriazole	µg/l	0.0898 ± 0.00412	0.094 ± 0.007	0.0108	105	0.39
Bisoprolol	µg/l	0.282 ± 0.00927	- ± -	0.0282	-	-
Carbamazepine	µg/l	0.0087 ± 0.000846	<0.025 (LOQ) ± -	0.00113	-	-
Cyclamate	µg/l	0.315 ± 0.0222	- ± -	0.0789	-	-
Diazepam	µg/l	- ± -	- ± -	-	-	-
Diclofenac	µg/l	0.481 ± 0.0101	0.5 ± 0.045	0.0674	104	0.28
Ibuprofen	µg/l	0.41 ± 0.0265	0.42 ± 0.05	0.0492	103	0.21
Iopamidol	µg/l	0.232 ± 0.0149	0.23 ± 0.032	0.0534	99.1	-0.04
Metoprolol	µg/l	0.209 ± 0.00755	0.2 ± 0.014	0.0419	95.5	-0.22
Saccharin	µg/l	0.261 ± 0.0222	- ± -	0.0391	-	-
Sotalol	µg/l	0.647 ± 0.0221	0.65 ± 0.036	0.142	100	0.02
Sucralose	µg/l	0.571 ± 0.0363	- ± -	0.171	-	-
Sulfamethoxazole	µg/l	0.156 ± 0.00742	0.15 ± 0.014	0.0187	96.3	-0.31

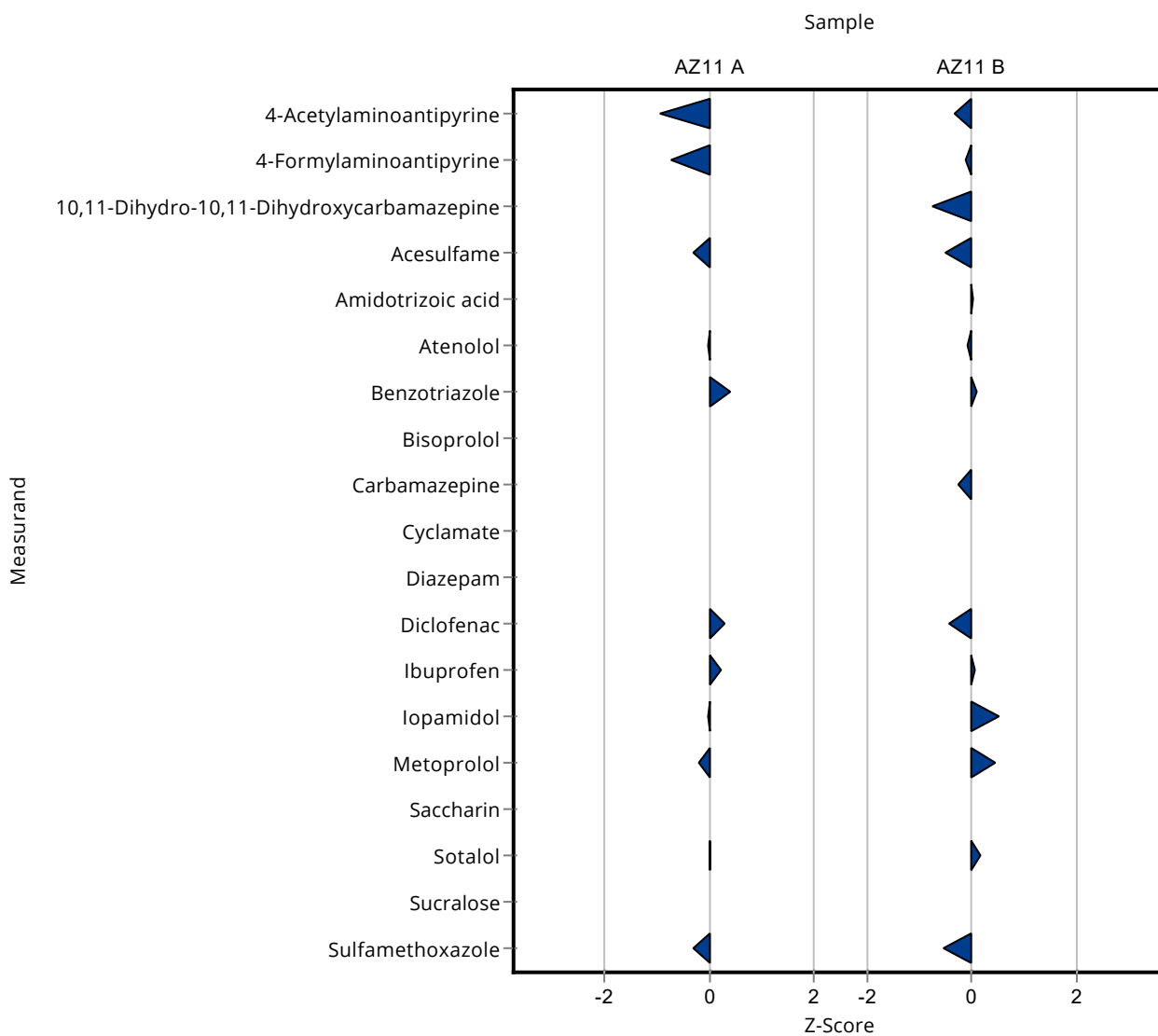
Sample: AZ11B

Parameter	Unit	Assigned value ± U (k=2)	Result ± U	Criterion	Recovery [%]	z-Score
4-Acetylaminoantipyrine	µg/l	0.981 ± 0.0587	0.95 ± 0.09	0.0981	96.9	-0.31
4-Formylaminoantipyrine	µg/l	3.75 ± 0.251	3.7 ± 0.352	0.375	98.8	-0.12
10,11-Dihydro-10,11-Dihydroxycarbamazepine	µg/l	0.681 ± 0.0557	0.58 ± 0.069	0.136	85.2	-0.74
Acesulfame	µg/l	1.75 ± 0.154	1.6 ± 0.189	0.298	91.2	-0.51
Amidotrizoic acid	µg/l	0.657 ± 0.0323	0.66 ± 0.086	0.131	100	0.02
Atenolol	µg/l	0.234 ± 0.0321	0.23 ± 0.014	0.0467	98.4	-0.08
Benzotriazole	µg/l	4.83 ± 0.14	4.9 ± 0.348	0.58	101	0.11

Summary of results Pharmaceuticals, Industrial Chemicals and Artificial
Sweeteners - AZ11

Labcode: LC0002

Parameter	Unit	Assigned value ± U (k=2)	Result ± U	Criterion	Recovery [%]	z-Score
Bisoprolol	µg/l	0.256 ± 0.0312	- ± -	0.0461	-	-
Carbamazepine	µg/l	0.321 ± 0.0117	0.31 ± 0.027	0.0417	96.6	-0.26
Cyclamate	µg/l	0.0992 ± 0.0135	- ± -	0.0248	-	-
Diazepam	µg/l	- ± -	- ± -	-	-	-
Diclofenac	µg/l	2.02 ± 0.0908	1.9 ± 0.171	0.283	94	-0.43
Ibuprofen	µg/l	1.39 ± 0.0714	1.4 ± 0.168	0.167	101	0.06
Iopamidol	µg/l	23.1 ± 1.24	26 ± 3.64	5.32	112	0.54
Metoprolol	µg/l	0.128 ± 0.00989	0.14 ± 0.098	0.0257	109	0.45
Saccharin	µg/l	0.745 ± 0.0519	- ± -	0.112	-	-
Sotalol	µg/l	0.116 ± 0.0193	0.12 ± 0.007	0.0255	104	0.16
Sucralose	µg/l	15.9 ± 0.952	- ± -	4.77	-	-
Sulfamethoxazole	µg/l	0.0619 ± 0.00373	0.058 ± 0.006	0.00743	93.7	-0.52



Sample: AZ11A

Parameter	Unit	Assigned value ± U (k=2)	Result ± U	Criterion	Recovery [%]	En-Score
4-Acetylaminoantipyrine	µg/l	0.0486 ± 0.00172	0.044 ± 0.004	0.00486	90.6	-0.56
4-Formylaminoantipyrine	µg/l	0.0676 ± 0.00587	0.061 ± 0.006	0.00879	90.2	-0.50
10,11-Dihydro-10,11-Dihydroxycarbamazepine	µg/l	- ± -	0.062 ± 0.007	-	-	-
Acesulfame	µg/l	0.307 ± 0.0191	0.29 ± 0.034	0.0522	94.5	-0.24
Amidotrizoic acid	µg/l	0.0426 ± 0.00378	<0.05 (LOQ) ± -	0.00851	-	-
Atenolol	µg/l	0.382 ± 0.0189	0.38 ± 0.024	0.0764	99.5	-0.03
Benzotriazole	µg/l	0.0898 ± 0.00412	0.094 ± 0.007	0.0108	105	0.29
Bisoprolol	µg/l	0.282 ± 0.00927	- ± -	0.0282	-	-
Carbamazepine	µg/l	0.0087 ± 0.000846	<0.025 (LOQ) ± -	0.00113	-	-
Cyclamate	µg/l	0.315 ± 0.0222	- ± -	0.0789	-	-
Diazepam	µg/l	- ± -	- ± -	-	-	-
Diclofenac	µg/l	0.481 ± 0.0101	0.5 ± 0.045	0.0674	104	0.21
Ibuprofen	µg/l	0.41 ± 0.0265	0.42 ± 0.05	0.0492	103	0.10
Iopamidol	µg/l	0.232 ± 0.0149	0.23 ± 0.032	0.0534	99.1	-0.03
Metoprolol	µg/l	0.209 ± 0.00755	0.2 ± 0.014	0.0419	95.5	-0.32
Saccharin	µg/l	0.261 ± 0.0222	- ± -	0.0391	-	-
Sotalol	µg/l	0.647 ± 0.0221	0.65 ± 0.036	0.142	100	0.03
Sucralose	µg/l	0.571 ± 0.0363	- ± -	0.171	-	-
Sulfamethoxazole	µg/l	0.156 ± 0.00742	0.15 ± 0.014	0.0187	96.3	-0.20

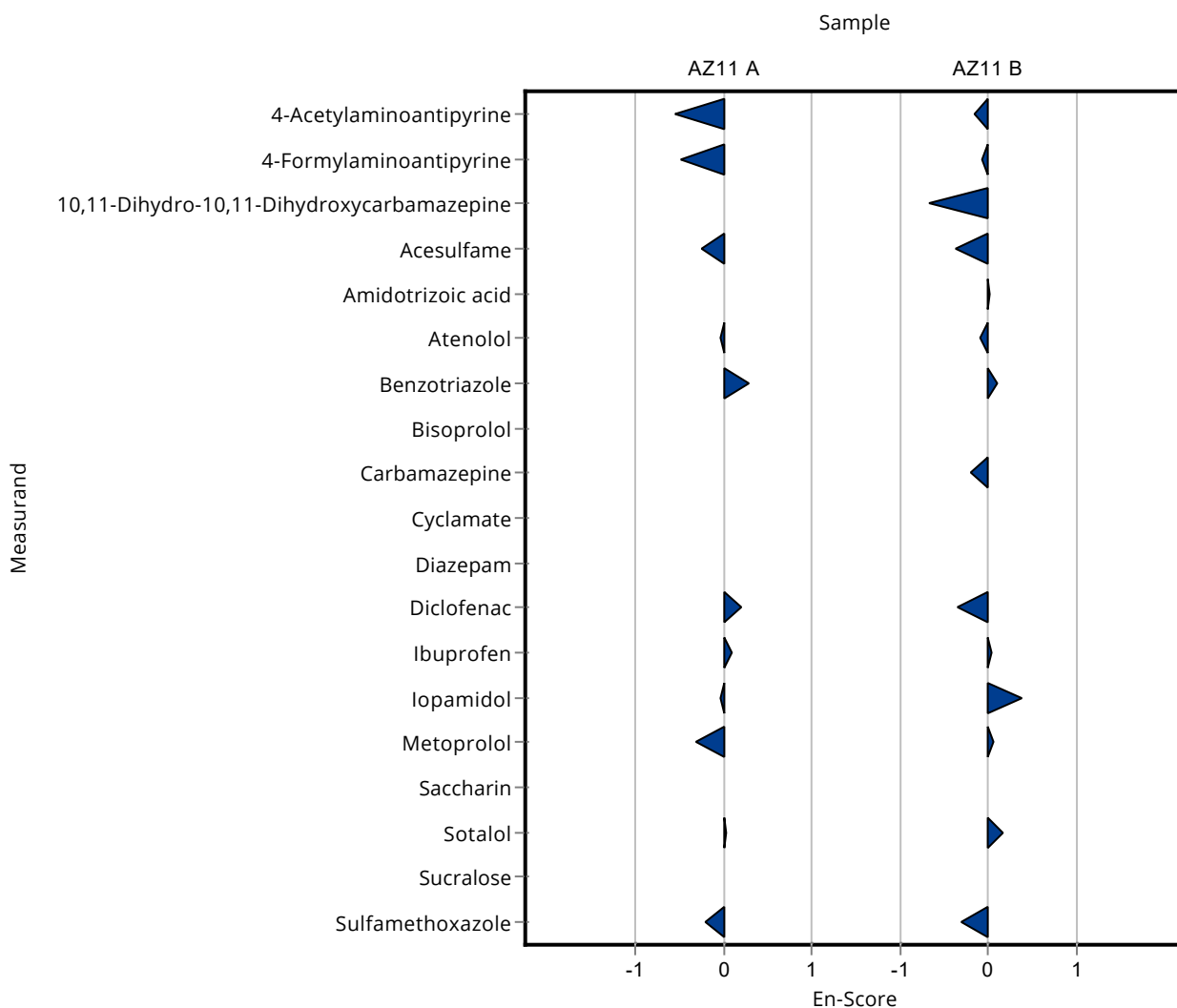
Sample: AZ11B

Parameter	Unit	Assigned value ± U (k=2)	Result ± U	Criterion	Recovery [%]	En-Score
4-Acetylaminoantipyrine	µg/l	0.981 ± 0.0587	0.95 ± 0.09	0.0981	96.9	-0.16

Summary of results Pharmaceuticals, Industrial Chemicals and Artificial Sweeteners - AZ11 - En-Score

Labcode: LC0002

Parameter	Unit	Assigned value ± U (k=2)	Result ± U	Criterion	Recovery [%]	En-Score
4-Formylaminoantipyrine	µg/l	3.75 ± 0.251	3.7 ± 0.352	0.375	98.8	-0.06
10,11-Dihydro-10,11-Dihydroxycarbamazepine	µg/l	0.681 ± 0.0557	0.58 ± 0.069	0.136	85.2	-0.68
Acesulfame	µg/l	1.75 ± 0.154	1.6 ± 0.189	0.298	91.2	-0.38
Amidotrizoic acid	µg/l	0.657 ± 0.0323	0.66 ± 0.086	0.131	100	0.02
Atenolol	µg/l	0.234 ± 0.0321	0.23 ± 0.014	0.0467	98.4	-0.09
Benzotriazole	µg/l	4.83 ± 0.14	4.9 ± 0.348	0.58	101	0.09
Bisoprolol	µg/l	0.256 ± 0.0312	- ± -	0.0461	-	-
Carbamazepine	µg/l	0.321 ± 0.0117	0.31 ± 0.027	0.0417	96.6	-0.20
Cyclamate	µg/l	0.0992 ± 0.0135	- ± -	0.0248	-	-
Diazepam	µg/l	- ± -	- ± -	-	-	-
Diclofenac	µg/l	2.02 ± 0.0908	1.9 ± 0.171	0.283	94	-0.34
Ibuprofen	µg/l	1.39 ± 0.0714	1.4 ± 0.168	0.167	101	0.03
Iopamidol	µg/l	23.1 ± 1.24	26 ± 3.64	5.32	112	0.39
Metoprolol	µg/l	0.128 ± 0.00989	0.14 ± 0.098	0.0257	109	0.06
Saccharin	µg/l	0.745 ± 0.0519	- ± -	0.112	-	-
Sotalol	µg/l	0.116 ± 0.0193	0.12 ± 0.007	0.0255	104	0.17
Sucralose	µg/l	15.9 ± 0.952	- ± -	4.77	-	-
Sulfamethoxazole	µg/l	0.0619 ± 0.00373	0.058 ± 0.006	0.00743	93.7	-0.31



Summary of results Pharmaceuticals, Industrial Chemicals and Artificial Sweeteners - AZ11

Labcode: LC0003

Sample: AZ11A

Parameter	Unit	Assigned value ± U (k=2)	Result ± U	Criterion	Recovery [%]	z-Score
4-Acetylaminoantipyrine	µg/l	0.0486 ± 0.00172	- ± -	0.00486	-	-
4-Formylaminoantipyrine	µg/l	0.0676 ± 0.00587	- ± -	0.00879	-	-
10,11-Dihydro-10,11-Dihydroxycarbamazepine	µg/l	- ± -	- ± -	-	-	-
Acesulfame	µg/l	0.307 ± 0.0191	0.43 ± 0.11	0.0522	140	2.36
Amidotrizoic acid	µg/l	0.0426 ± 0.00378	- ± -	0.00851	-	-
Atenolol	µg/l	0.382 ± 0.0189	- ± -	0.0764	-	-
Benzotriazole	µg/l	0.0898 ± 0.00412	0.12 ± 0.03	0.0108	134	2.80
Bisoprolol	µg/l	0.282 ± 0.00927	- ± -	0.0282	-	-
Carbamazepine	µg/l	0.0087 ± 0.000846	- ± -	0.00113	-	-
Cyclamate	µg/l	0.315 ± 0.0222	0.35 ± 0.09	0.0789	111	0.44
Diazepam	µg/l	- ± -	- ± -	-	-	-
Diclofenac	µg/l	0.481 ± 0.0101	- ± -	0.0674	-	-
Ibuprofen	µg/l	0.41 ± 0.0265	- ± -	0.0492	-	-
Iopamidol	µg/l	0.232 ± 0.0149	- ± -	0.0534	-	-
Metoprolol	µg/l	0.209 ± 0.00755	- ± -	0.0419	-	-
Saccharin	µg/l	0.261 ± 0.0222	0.31 ± 0.08	0.0391	119	1.26
Sotalol	µg/l	0.647 ± 0.0221	- ± -	0.142	-	-
Sucralose	µg/l	0.571 ± 0.0363	0.56 ± 0.14	0.171	98.1	-0.06
Sulfamethoxazole	µg/l	0.156 ± 0.00742	- ± -	0.0187	-	-

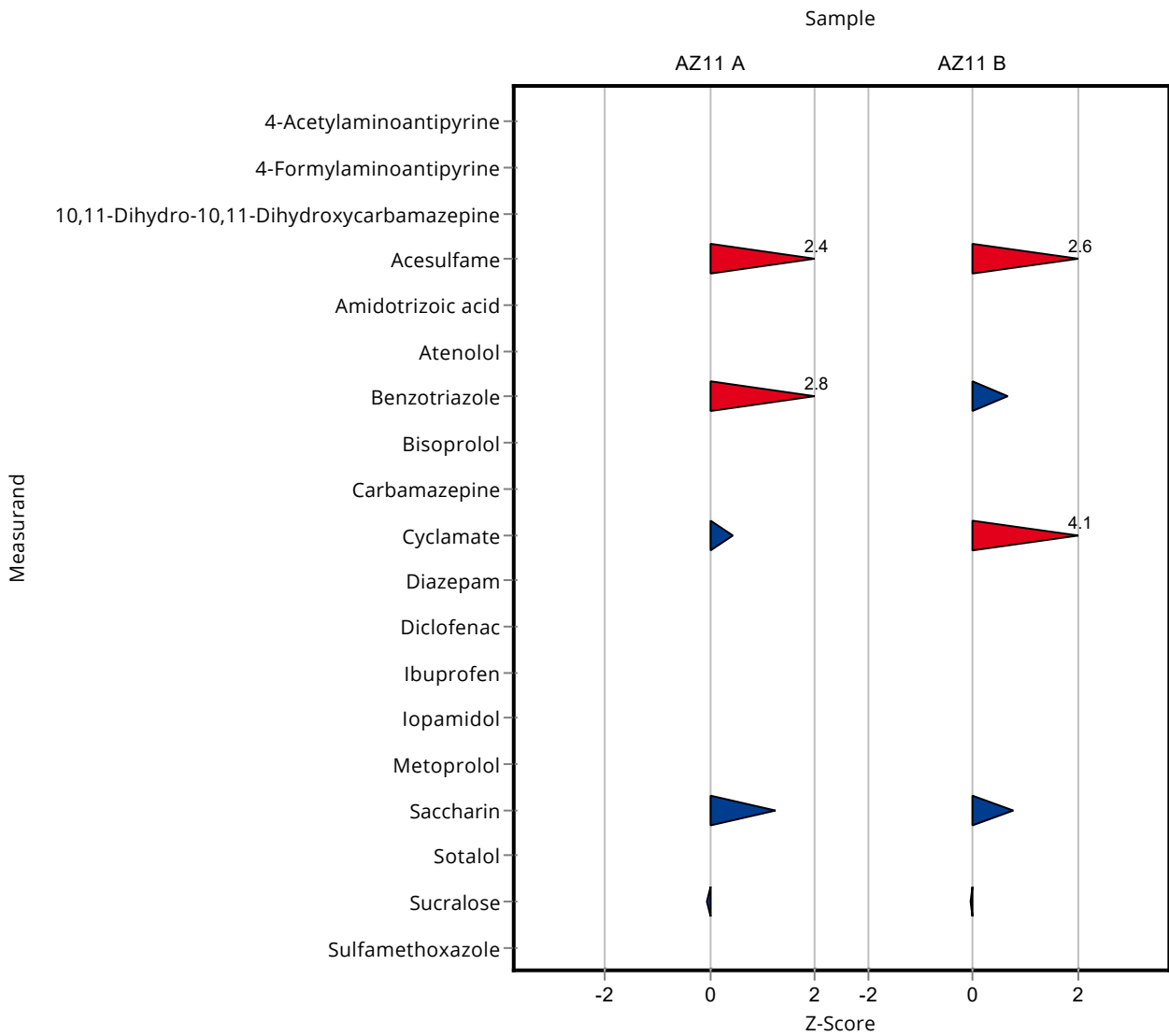
Sample: AZ11B

Parameter	Unit	Assigned value ± U (k=2)	Result ± U	Criterion	Recovery [%]	z-Score
4-Acetylaminoantipyrine	µg/l	0.981 ± 0.0587	- ± -	0.0981	-	-
4-Formylaminoantipyrine	µg/l	3.75 ± 0.251	- ± -	0.375	-	-
10,11-Dihydro-10,11-Dihydroxycarbamazepine	µg/l	0.681 ± 0.0557	- ± -	0.136	-	-
Acesulfame	µg/l	1.75 ± 0.154	2.52 ± 0.63	0.298	144	2.57
Amidotrizoic acid	µg/l	0.657 ± 0.0323	- ± -	0.131	-	-
Atenolol	µg/l	0.234 ± 0.0321	- ± -	0.0467	-	-
Benzotriazole	µg/l	4.83 ± 0.14	5.22 ± 1.3	0.58	108	0.67

Summary of results Pharmaceuticals, Industrial Chemicals and Artificial Sweeteners - AZ11

Labcode: LC0003

Parameter	Unit	Assigned value ± U (k=2)	Result ± U	Criterion	Recovery [%]	z-Score
Bisoprolol	µg/l	0.256 ± 0.0312	- ± -	0.0461	-	-
Carbamazepine	µg/l	0.321 ± 0.0117	- ± -	0.0417	-	-
Cyclamate	µg/l	0.0992 ± 0.0135	0.2 ± 0.05	0.0248	202	4.06
Diazepam	µg/l	- ± -	- ± -	-	-	-
Diclofenac	µg/l	2.02 ± 0.0908	- ± -	0.283	-	-
Ibuprofen	µg/l	1.39 ± 0.0714	- ± -	0.167	-	-
Iopamidol	µg/l	23.1 ± 1.24	- ± -	5.32	-	-
Metoprolol	µg/l	0.128 ± 0.00989	- ± -	0.0257	-	-
Saccharin	µg/l	0.745 ± 0.0519	0.83 ± 0.21	0.112	111	0.76
Sotalol	µg/l	0.116 ± 0.0193	- ± -	0.0255	-	-
Sucralose	µg/l	15.9 ± 0.952	15.75 ± 3.94	4.77	99.1	-0.03
Sulfamethoxazole	µg/l	0.0619 ± 0.00373	- ± -	0.00743	-	-



Sample: AZ11A

Parameter	Unit	Assigned value ± U (k=2)	Result ± U	Criterion	Recovery [%]	En-Score
4-Acetylaminoantipyrine	µg/l	0.0486 ± 0.00172	- ± -	0.00486	-	-
4-Formylaminoantipyrine	µg/l	0.0676 ± 0.00587	- ± -	0.00879	-	-
10,11-Dihydro-10,11-Dihydroxycarbamazepine	µg/l	- ± -	- ± -	-	-	-
Acesulfame	µg/l	0.307 ± 0.0191	0.43 ± 0.11	0.0522	140	0.56
Amidotrizoic acid	µg/l	0.0426 ± 0.00378	- ± -	0.00851	-	-
Atenolol	µg/l	0.382 ± 0.0189	- ± -	0.0764	-	-
Benzotriazole	µg/l	0.0898 ± 0.00412	0.12 ± 0.03	0.0108	134	0.50
Bisoprolol	µg/l	0.282 ± 0.00927	- ± -	0.0282	-	-
Carbamazepine	µg/l	0.0087 ± 0.000846	- ± -	0.00113	-	-
Cyclamate	µg/l	0.315 ± 0.0222	0.35 ± 0.09	0.0789	111	0.19
Diazepam	µg/l	- ± -	- ± -	-	-	-
Diclofenac	µg/l	0.481 ± 0.0101	- ± -	0.0674	-	-
Ibuprofen	µg/l	0.41 ± 0.0265	- ± -	0.0492	-	-
Iopamidol	µg/l	0.232 ± 0.0149	- ± -	0.0534	-	-
Metoprolol	µg/l	0.209 ± 0.00755	- ± -	0.0419	-	-
Saccharin	µg/l	0.261 ± 0.0222	0.31 ± 0.08	0.0391	119	0.30
Sotalol	µg/l	0.647 ± 0.0221	- ± -	0.142	-	-
Sucralose	µg/l	0.571 ± 0.0363	0.56 ± 0.14	0.171	98.1	-0.04
Sulfamethoxazole	µg/l	0.156 ± 0.00742	- ± -	0.0187	-	-

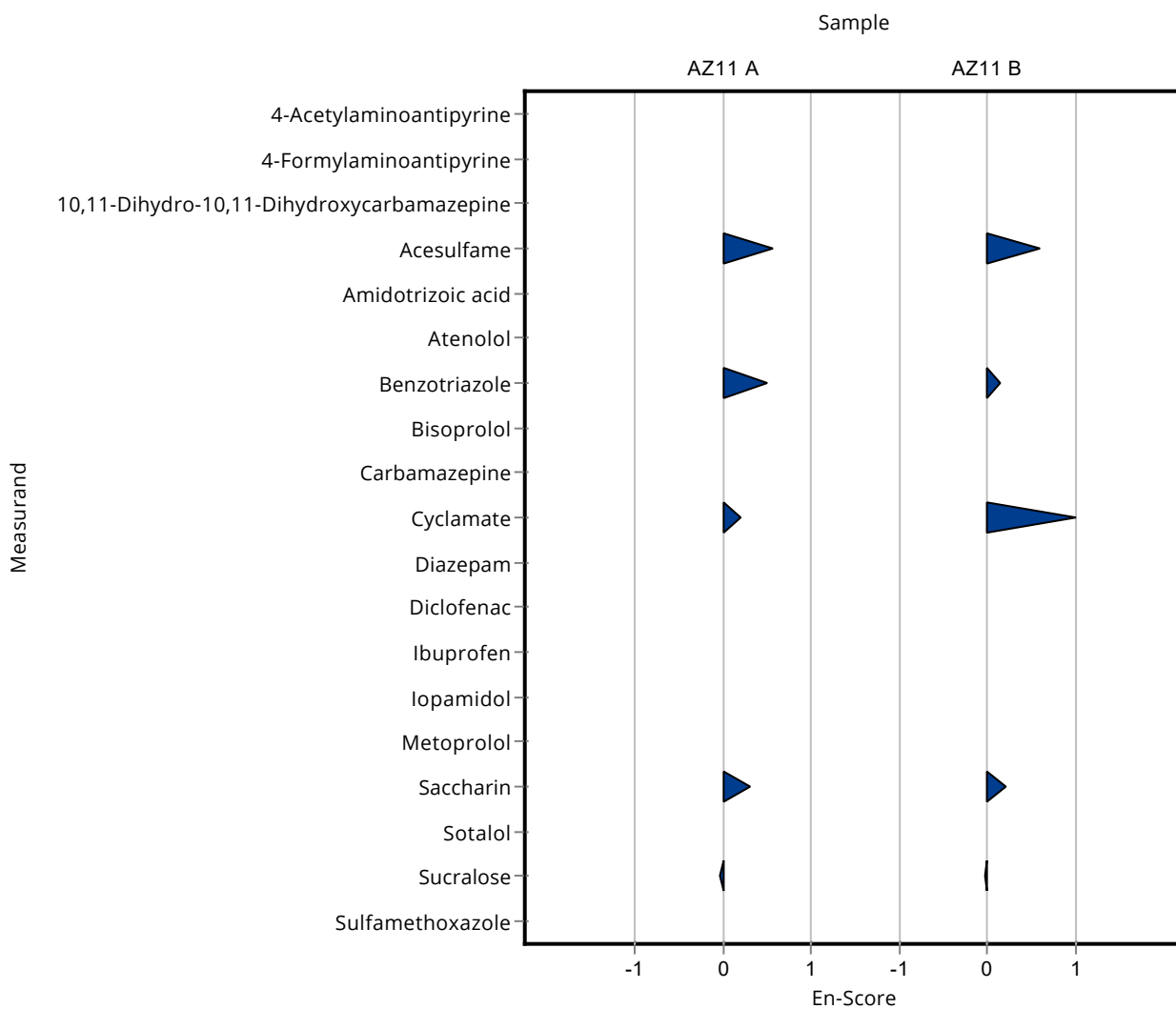
Sample: AZ11B

Parameter	Unit	Assigned value ± U (k=2)	Result ± U	Criterion	Recovery [%]	En-Score
4-Acetylaminoantipyrine	µg/l	0.981 ± 0.0587	- ± -	0.0981	-	-

Summary of results Pharmaceuticals, Industrial Chemicals and Artificial
Sweeteners - AZ11 - En-Score

Labcode: LC0003

Parameter	Unit	Assigned value ± U (k=2)	Result ± U	Criterion	Recovery [%]	En-Score
4-Formylaminoantipyrine	µg/l	3.75 ± 0.251	- ± -	0.375	-	-
10,11-Dihydro-10,11-Dihydroxycarbamazepine	µg/l	0.681 ± 0.0557	- ± -	0.136	-	-
Acesulfame	µg/l	1.75 ± 0.154	2.52 ± 0.63	0.298	144	0.60
Amidotrizoic acid	µg/l	0.657 ± 0.0323	- ± -	0.131	-	-
Atenolol	µg/l	0.234 ± 0.0321	- ± -	0.0467	-	-
Benzotriazole	µg/l	4.83 ± 0.14	5.22 ± 1.3	0.58	108	0.15
Bisoprolol	µg/l	0.256 ± 0.0312	- ± -	0.0461	-	-
Carbamazepine	µg/l	0.321 ± 0.0117	- ± -	0.0417	-	-
Cyclamate	µg/l	0.0992 ± 0.0135	0.2 ± 0.05	0.0248	202	1.00
Diazepam	µg/l	- ± -	- ± -	-	-	-
Diclofenac	µg/l	2.02 ± 0.0908	- ± -	0.283	-	-
Ibuprofen	µg/l	1.39 ± 0.0714	- ± -	0.167	-	-
Iopamidol	µg/l	23.1 ± 1.24	- ± -	5.32	-	-
Metoprolol	µg/l	0.128 ± 0.00989	- ± -	0.0257	-	-
Saccharin	µg/l	0.745 ± 0.0519	0.83 ± 0.21	0.112	111	0.20
Sotalol	µg/l	0.116 ± 0.0193	- ± -	0.0255	-	-
Sucralose	µg/l	15.9 ± 0.952	15.75 ± 3.94	4.77	99.1	-0.02
Sulfamethoxazole	µg/l	0.0619 ± 0.00373	- ± -	0.00743	-	-



Summary of results Pharmaceuticals, Industrial Chemicals and Artificial Sweeteners - AZ11

Labcode: LC0004

Sample: AZ11A

Parameter	Unit	Assigned value ± U (k=2)	Result ± U	Criterion	Recovery [%]	z-Score
4-Acetylaminoantipyrine	µg/l	0.0486 ± 0.00172	- ± -	0.00486	-	-
4-Formylaminoantipyrine	µg/l	0.0676 ± 0.00587	- ± -	0.00879	-	-
10,11-Dihydro-10,11-Dihydroxycarbamazepine	µg/l	- ± -	- ± -	-	-	-
Acesulfame	µg/l	0.307 ± 0.0191	0.296 ± 0.019	0.0522	96.4	-0.21
Amidotrizoic acid	µg/l	0.0426 ± 0.00378	<0.05 (LOQ) ± -	0.00851	-	-
Atenolol	µg/l	0.382 ± 0.0189	0.367 ± 0.029	0.0764	96.1	-0.19
Benzotriazole	µg/l	0.0898 ± 0.00412	0.0838 ± 0.0067	0.0108	93.3	-0.56
Bisoprolol	µg/l	0.282 ± 0.00927	0.273 ± 0.053	0.0282	96.9	-0.31
Carbamazepine	µg/l	0.0087 ± 0.000846	<0.01 (LOQ) ± -	0.00113	-	-
Cyclamate	µg/l	0.315 ± 0.0222	0.297 ± 0.045	0.0789	94.2	-0.23
Diazepam	µg/l	- ± -	0.0631 ± 0.0085	-	-	-
Diclofenac	µg/l	0.481 ± 0.0101	0.474 ± 0.033	0.0674	98.5	-0.11
Ibuprofen	µg/l	0.41 ± 0.0265	0.44 ± 0.035	0.0492	107	0.62
Iopamidol	µg/l	0.232 ± 0.0149	0.233 ± 0.019	0.0534	100	0.02
Metoprolol	µg/l	0.209 ± 0.00755	0.194 ± 0.039	0.0419	92.7	-0.37
Saccharin	µg/l	0.261 ± 0.0222	0.26 ± 0.029	0.0391	99.7	-0.02
Sotalol	µg/l	0.647 ± 0.0221	0.646 ± 0.032	0.142	99.8	-0.01
Sucralose	µg/l	0.571 ± 0.0363	0.599 ± 0.096	0.171	105	0.17
Sulfamethoxazole	µg/l	0.156 ± 0.00742	0.151 ± 0.0053	0.0187	96.9	-0.26

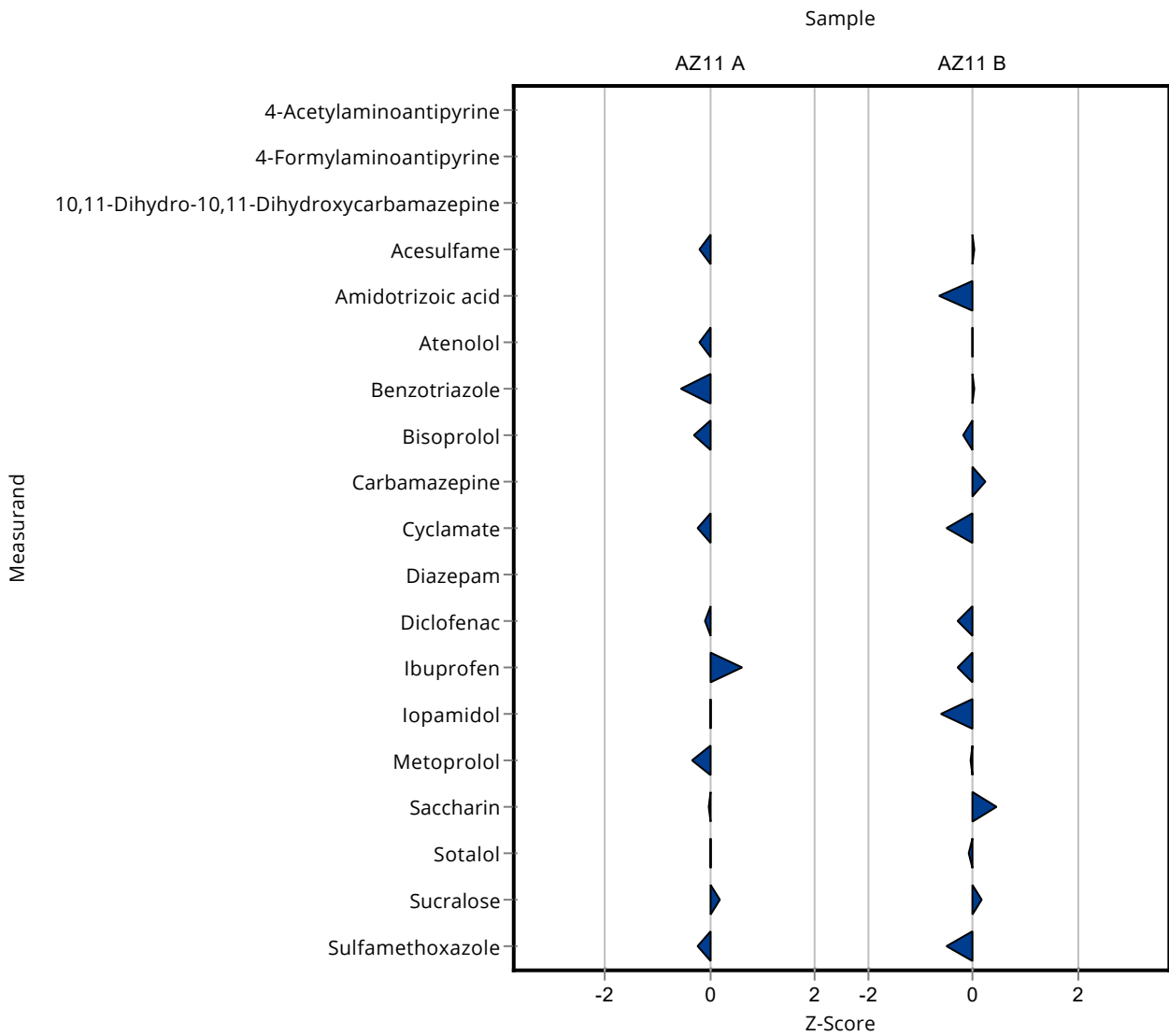
Sample: AZ11B

Parameter	Unit	Assigned value ± U (k=2)	Result ± U	Criterion	Recovery [%]	z-Score
4-Acetylaminoantipyrine	µg/l	0.981 ± 0.0587	- ± -	0.0981	-	-
4-Formylaminoantipyrine	µg/l	3.75 ± 0.251	- ± -	0.375	-	-
10,11-Dihydro-10,11-Dihydroxycarbamazepine	µg/l	0.681 ± 0.0557	- ± -	0.136	-	-
Acesulfame	µg/l	1.75 ± 0.154	1.76 ± 0.114	0.298	100	0.02
Amidotrizoic acid	µg/l	0.657 ± 0.0323	0.574 ± 0.106	0.131	87.4	-0.63
Atenolol	µg/l	0.234 ± 0.0321	0.234 ± 0.019	0.0467	100	0.01
Benzotriazole	µg/l	4.83 ± 0.14	4.86 ± 0.39	0.58	101	0.04

Summary of results Pharmaceuticals, Industrial Chemicals and Artificial Sweeteners - AZ11

Labcode: LC0004

Parameter	Unit	Assigned value ± U (k=2)	Result ± U	Criterion	Recovery [%]	z-Score
Bisoprolol	µg/l	0.256 ± 0.0312	0.248 ± 0.048	0.0461	96.8	-0.18
Carbamazepine	µg/l	0.321 ± 0.0117	0.331 ± 0.015	0.0417	103	0.24
Cyclamate	µg/l	0.0992 ± 0.0135	0.0867 ± 0.013	0.0248	87.4	-0.50
Diazepam	µg/l	- ± -	0.57 ± 0.077	-	-	-
Diclofenac	µg/l	2.02 ± 0.0908	1.94 ± 0.14	0.283	96	-0.29
Ibuprofen	µg/l	1.39 ± 0.0714	1.34 ± 0.11	0.167	96.4	-0.30
Iopamidol	µg/l	23.1 ± 1.24	19.9 ± 1.6	5.32	86.1	-0.60
Metoprolol	µg/l	0.128 ± 0.00989	0.127 ± 0.025	0.0257	98.9	-0.06
Saccharin	µg/l	0.745 ± 0.0519	0.796 ± 0.088	0.112	107	0.45
Sotalol	µg/l	0.116 ± 0.0193	0.114 ± 0.0057	0.0255	98.3	-0.08
Sucralose	µg/l	15.9 ± 0.952	16.8 ± 2.7	4.77	106	0.19
Sulfamethoxazole	µg/l	0.0619 ± 0.00373	0.0582 ± 0.002	0.00743	94.1	-0.50



Sample: AZ11A

Parameter	Unit	Assigned value ± U (k=2)	Result ± U	Criterion	Recovery [%]	En-Score
4-Acetylaminoantipyrine	µg/l	0.0486 ± 0.00172	- ± -	0.00486	-	-
4-Formylaminoantipyrine	µg/l	0.0676 ± 0.00587	- ± -	0.00879	-	-
10,11-Dihydro-10,11-Dihydroxycarbamazepine	µg/l	- ± -	- ± -	-	-	-
Acesulfame	µg/l	0.307 ± 0.0191	0.296 ± 0.019	0.0522	96.4	-0.26
Amidotrizoic acid	µg/l	0.0426 ± 0.00378	<0.05 (LOQ) ± -	0.00851	-	-
Atenolol	µg/l	0.382 ± 0.0189	0.367 ± 0.029	0.0764	96.1	-0.24
Benzotriazole	µg/l	0.0898 ± 0.00412	0.0838 ± 0.0067	0.0108	93.3	-0.43
Bisoprolol	µg/l	0.282 ± 0.00927	0.273 ± 0.053	0.0282	96.9	-0.08
Carbamazepine	µg/l	0.0087 ± 0.000846	<0.01 (LOQ) ± -	0.00113	-	-
Cyclamate	µg/l	0.315 ± 0.0222	0.297 ± 0.045	0.0789	94.2	-0.20
Diazepam	µg/l	- ± -	0.0631 ± 0.0085	-	-	-
Diclofenac	µg/l	0.481 ± 0.0101	0.474 ± 0.033	0.0674	98.5	-0.11
Ibuprofen	µg/l	0.41 ± 0.0265	0.44 ± 0.035	0.0492	107	0.41
Iopamidol	µg/l	0.232 ± 0.0149	0.233 ± 0.019	0.0534	100	0.02
Metoprolol	µg/l	0.209 ± 0.00755	0.194 ± 0.039	0.0419	92.7	-0.20
Saccharin	µg/l	0.261 ± 0.0222	0.26 ± 0.029	0.0391	99.7	-0.01
Sotalol	µg/l	0.647 ± 0.0221	0.646 ± 0.032	0.142	99.8	-0.02
Sucralose	µg/l	0.571 ± 0.0363	0.599 ± 0.096	0.171	105	0.15
Sulfamethoxazole	µg/l	0.156 ± 0.00742	0.151 ± 0.0053	0.0187	96.9	-0.37

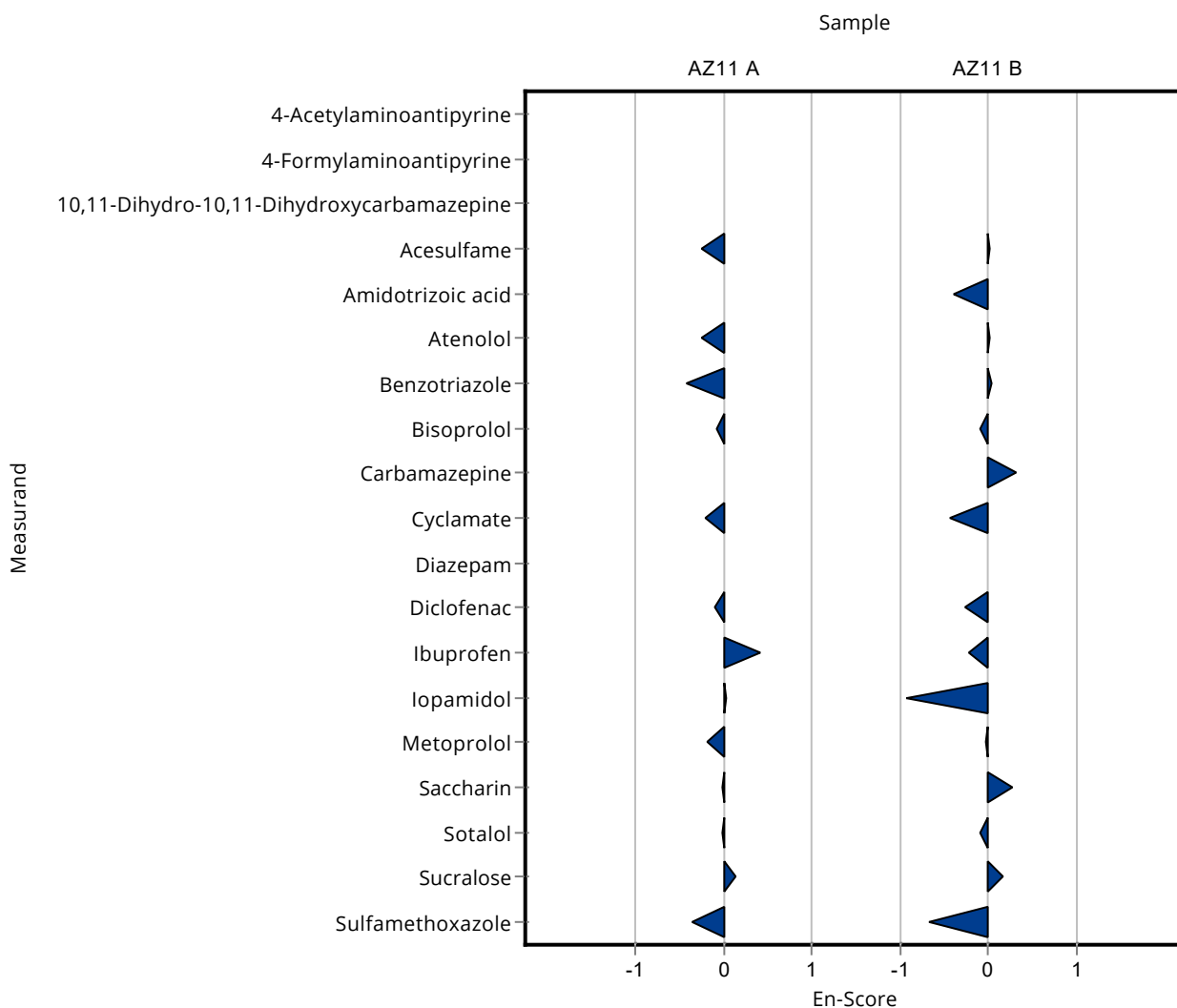
Sample: AZ11B

Parameter	Unit	Assigned value ± U (k=2)	Result ± U	Criterion	Recovery [%]	En-Score
4-Acetylaminoantipyrine	µg/l	0.981 ± 0.0587	- ± -	0.0981	-	-

Summary of results Pharmaceuticals, Industrial Chemicals and Artificial
 Sweeteners - AZ11 - En-Score

Labcode: LC0004

Parameter	Unit	Assigned value ± U (k=2)	Result ± U	Criterion	Recovery [%]	En-Score
4-Formylaminoantipyrine	µg/l	3.75 ± 0.251	- ± -	0.375	-	-
10,11-Dihydro-10,11-Dihydroxycarbamazepine	µg/l	0.681 ± 0.0557	- ± -	0.136	-	-
Acesulfame	µg/l	1.75 ± 0.154	1.76 ± 0.114	0.298	100	0.02
Amidotrizoic acid	µg/l	0.657 ± 0.0323	0.574 ± 0.106	0.131	87.4	-0.39
Atenolol	µg/l	0.234 ± 0.0321	0.234 ± 0.019	0.0467	100	0.01
Benzotriazole	µg/l	4.83 ± 0.14	4.86 ± 0.39	0.58	101	0.03
Bisoprolol	µg/l	0.256 ± 0.0312	0.248 ± 0.048	0.0461	96.8	-0.08
Carbamazepine	µg/l	0.321 ± 0.0117	0.331 ± 0.015	0.0417	103	0.32
Cyclamate	µg/l	0.0992 ± 0.0135	0.0867 ± 0.013	0.0248	87.4	-0.43
Diazepam	µg/l	- ± -	0.57 ± 0.077	-	-	-
Diclofenac	µg/l	2.02 ± 0.0908	1.94 ± 0.14	0.283	96	-0.27
Ibuprofen	µg/l	1.39 ± 0.0714	1.34 ± 0.11	0.167	96.4	-0.21
Iopamidol	µg/l	23.1 ± 1.24	19.9 ± 1.6	5.32	86.1	-0.94
Metoprolol	µg/l	0.128 ± 0.00989	0.127 ± 0.025	0.0257	98.9	-0.03
Saccharin	µg/l	0.745 ± 0.0519	0.796 ± 0.088	0.112	107	0.28
Sotalol	µg/l	0.116 ± 0.0193	0.114 ± 0.0057	0.0255	98.3	-0.09
Sucralose	µg/l	15.9 ± 0.952	16.8 ± 2.7	4.77	106	0.16
Sulfamethoxazole	µg/l	0.0619 ± 0.00373	0.0582 ± 0.002	0.00743	94.1	-0.67



Summary of results Pharmaceuticals, Industrial Chemicals and Artificial Sweeteners - AZ11

Labcode: LC0005

Sample: AZ11A

Parameter	Unit	Assigned value ± U (k=2)	Result ± U	Criterion	Recovery [%]	z-Score
4-Acetylaminoantipyrine	µg/l	0.0486 ± 0.00172	- ± -	0.00486	-	-
4-Formylaminoantipyrine	µg/l	0.0676 ± 0.00587	- ± -	0.00879	-	-
10,11-Dihydro-10,11-Dihydroxycarbamazepine	µg/l	- ± -	- ± -	-	-	-
Acesulfame	µg/l	0.307 ± 0.0191	0.298 ± 0.0745	0.0522	97.1	-0.17
Amidotrizoic acid	µg/l	0.0426 ± 0.00378	0.04 ± 0.01	0.00851	94	-0.30
Atenolol	µg/l	0.382 ± 0.0189	- ± -	0.0764	-	-
Benzotriazole	µg/l	0.0898 ± 0.00412	0.09 ± 0.0225	0.0108	100	0.02
Bisoprolol	µg/l	0.282 ± 0.00927	- ± -	0.0282	-	-
Carbamazepine	µg/l	0.0087 ± 0.000846	0.007 ± 0.00175	0.00113	80.5	-1.50
Cyclamate	µg/l	0.315 ± 0.0222	- ± -	0.0789	-	-
Diazepam	µg/l	- ± -	- ± -	-	-	-
Diclofenac	µg/l	0.481 ± 0.0101	0.483 ± 0.12075	0.0674	100	0.02
Ibuprofen	µg/l	0.41 ± 0.0265	- ± -	0.0492	-	-
Iopamidol	µg/l	0.232 ± 0.0149	0.23 ± 0.0575	0.0534	99.1	-0.04
Metoprolol	µg/l	0.209 ± 0.00755	- ± -	0.0419	-	-
Saccharin	µg/l	0.261 ± 0.0222	0.291 ± 0.07275	0.0391	112	0.77
Sotalol	µg/l	0.647 ± 0.0221	- ± -	0.142	-	-
Sucralose	µg/l	0.571 ± 0.0363	0.602 ± 0.1505	0.171	106	0.18
Sulfamethoxazole	µg/l	0.156 ± 0.00742	0.148 ± 0.037	0.0187	95	-0.42

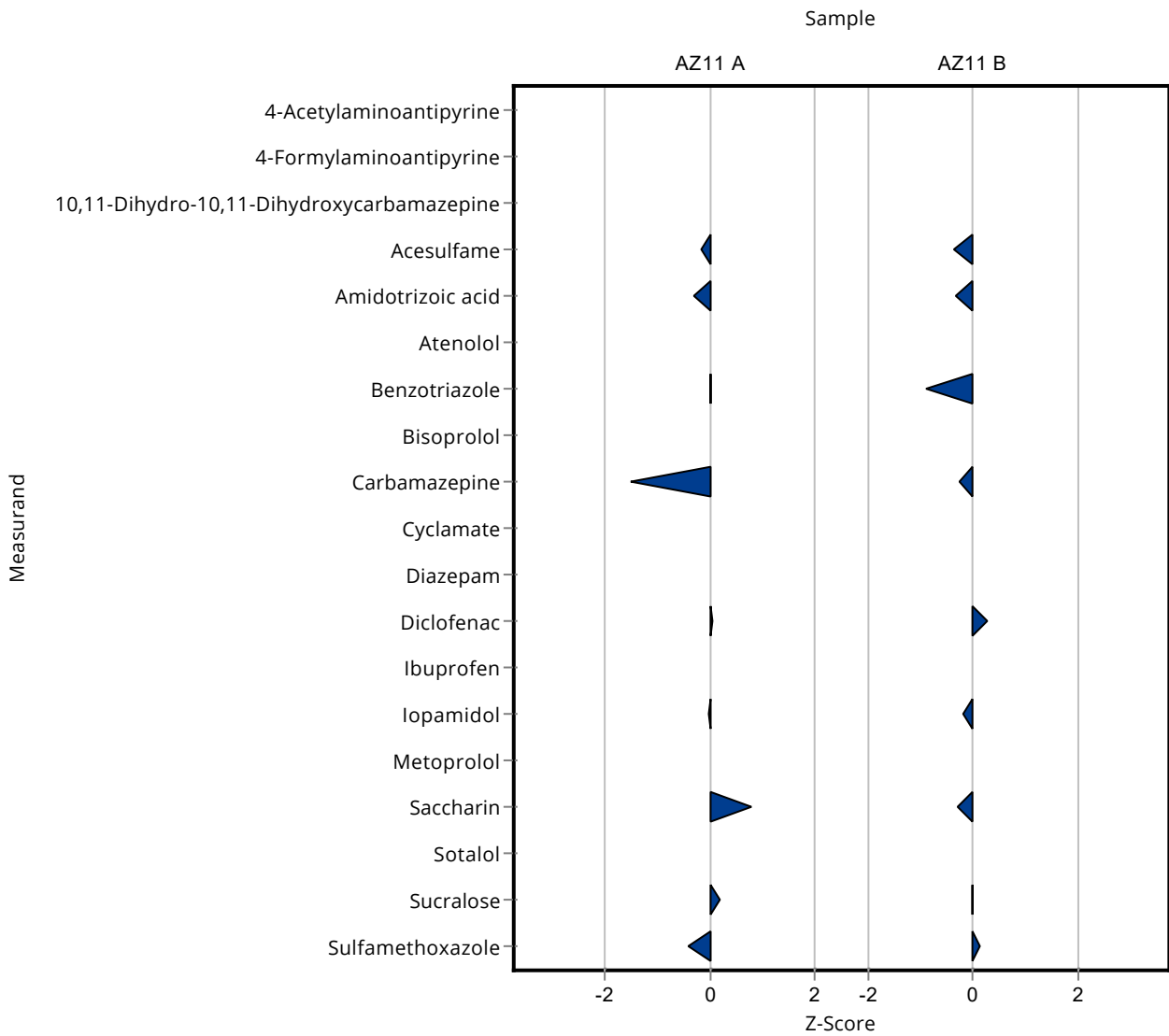
Sample: AZ11B

Parameter	Unit	Assigned value ± U (k=2)	Result ± U	Criterion	Recovery [%]	z-Score
4-Acetylaminoantipyrine	µg/l	0.981 ± 0.0587	- ± -	0.0981	-	-
4-Formylaminoantipyrine	µg/l	3.75 ± 0.251	- ± -	0.375	-	-
10,11-Dihydro-10,11-Dihydroxycarbamazepine	µg/l	0.681 ± 0.0557	- ± -	0.136	-	-
Acesulfame	µg/l	1.75 ± 0.154	1.643 ± 0.41075	0.298	93.7	-0.37
Amidotrizoic acid	µg/l	0.657 ± 0.0323	0.613 ± 0.15325	0.131	93.3	-0.33
Atenolol	µg/l	0.234 ± 0.0321	- ± -	0.0467	-	-
Benzotriazole	µg/l	4.83 ± 0.14	4.315 ± 1.07875	0.58	89.3	-0.89

Summary of results Pharmaceuticals, Industrial Chemicals and Artificial Sweeteners - AZ11

Labcode: LC0005

Parameter	Unit	Assigned value ± U (k=2)	Result ± U	Criterion	Recovery [%]	z-Score
Bisoprolol	µg/l	0.256 ± 0.0312	- ± -	0.0461	-	-
Carbamazepine	µg/l	0.321 ± 0.0117	0.311 ± 0.07775	0.0417	96.9	-0.24
Cyclamate	µg/l	0.0992 ± 0.0135	- ± -	0.0248	-	-
Diazepam	µg/l	- ± -	- ± -	-	-	-
Diclofenac	µg/l	2.02 ± 0.0908	2.099 ± 0.52475	0.283	104	0.28
Ibuprofen	µg/l	1.39 ± 0.0714	- ± -	0.167	-	-
Iopamidol	µg/l	23.1 ± 1.24	22.198 ± 5.5495	5.32	96	-0.17
Metoprolol	µg/l	0.128 ± 0.00989	- ± -	0.0257	-	-
Saccharin	µg/l	0.745 ± 0.0519	0.713 ± 0.17825	0.112	95.7	-0.29
Sotalol	µg/l	0.116 ± 0.0193	- ± -	0.0255	-	-
Sucralose	µg/l	15.9 ± 0.952	15.936 ± 3.984	4.77	100	0.01
Sulfamethoxazole	µg/l	0.0619 ± 0.00373	0.063 ± 0.01575	0.00743	102	0.15



Sample: AZ11A

Parameter	Unit	Assigned value ± U (k=2)	Result ± U	Criterion	Recovery [%]	En-Score
4-Acetylaminoantipyrine	µg/l	0.0486 ± 0.00172	- ± -	0.00486	-	-
4-Formylaminoantipyrine	µg/l	0.0676 ± 0.00587	- ± -	0.00879	-	-
10,11-Dihydro-10,11-Dihydroxycarbamazepine	µg/l	- ± -	- ± -	-	-	-
Acesulfame	µg/l	0.307 ± 0.0191	0.298 ± 0.0745	0.0522	97.1	-0.06
Amidotrizoic acid	µg/l	0.0426 ± 0.00378	0.04 ± 0.01	0.00851	94	-0.13
Atenolol	µg/l	0.382 ± 0.0189	- ± -	0.0764	-	-
Benzotriazole	µg/l	0.0898 ± 0.00412	0.09 ± 0.0225	0.0108	100	0.00
Bisoprolol	µg/l	0.282 ± 0.00927	- ± -	0.0282	-	-
Carbamazepine	µg/l	0.0087 ± 0.000846	0.007 ± 0.00175	0.00113	80.5	-0.47
Cyclamate	µg/l	0.315 ± 0.0222	- ± -	0.0789	-	-
Diazepam	µg/l	- ± -	- ± -	-	-	-
Diclofenac	µg/l	0.481 ± 0.0101	0.483 ± 0.12075	0.0674	100	0.01
Ibuprofen	µg/l	0.41 ± 0.0265	- ± -	0.0492	-	-
Iopamidol	µg/l	0.232 ± 0.0149	0.23 ± 0.0575	0.0534	99.1	-0.02
Metoprolol	µg/l	0.209 ± 0.00755	- ± -	0.0419	-	-
Saccharin	µg/l	0.261 ± 0.0222	0.291 ± 0.07275	0.0391	112	0.20
Sotalol	µg/l	0.647 ± 0.0221	- ± -	0.142	-	-
Sucralose	µg/l	0.571 ± 0.0363	0.602 ± 0.1505	0.171	106	0.10
Sulfamethoxazole	µg/l	0.156 ± 0.00742	0.148 ± 0.037	0.0187	95	-0.10

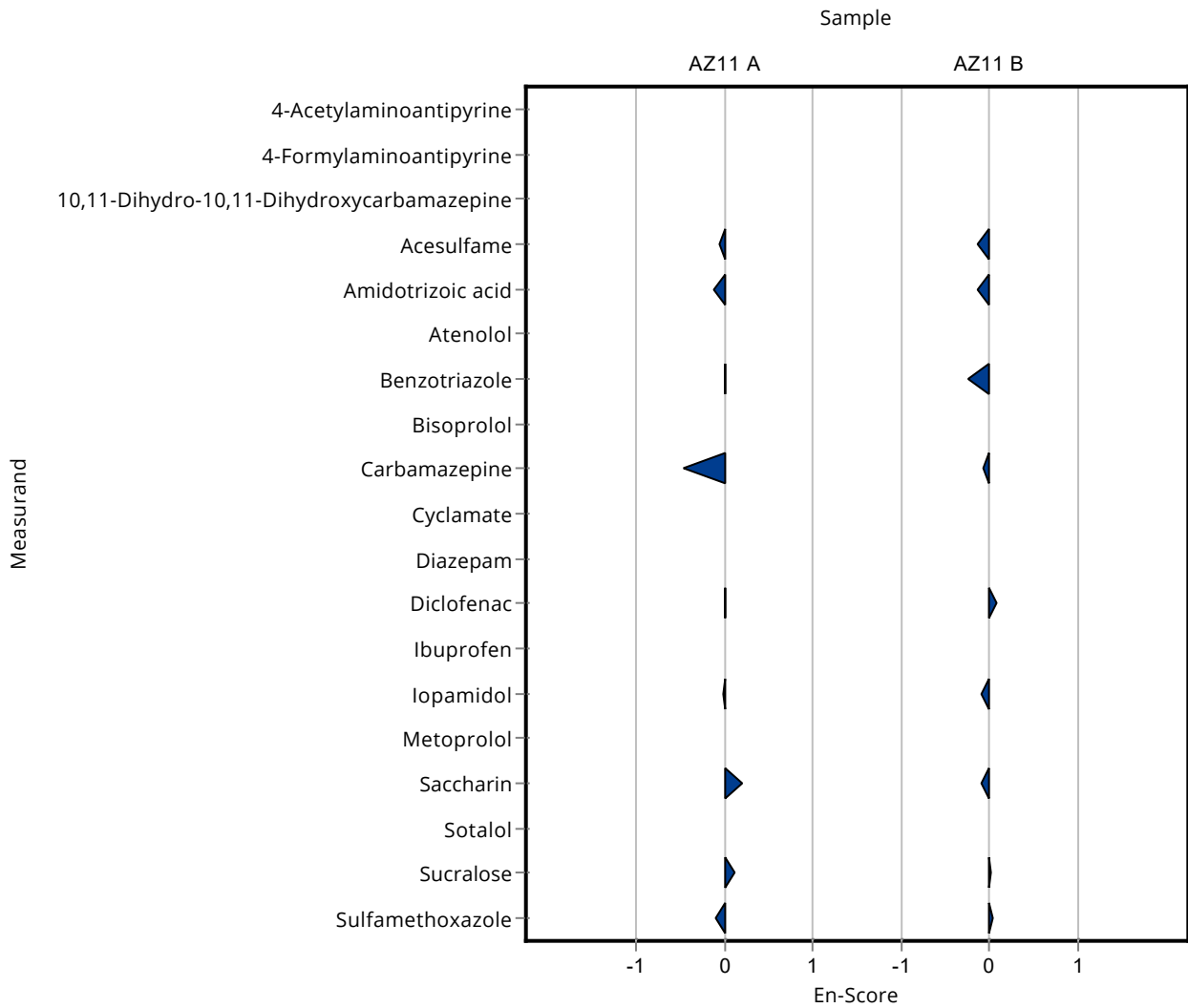
Sample: AZ11B

Parameter	Unit	Assigned value ± U (k=2)	Result ± U	Criterion	Recovery [%]	En-Score
4-Acetylaminoantipyrine	µg/l	0.981 ± 0.0587	- ± -	0.0981	-	-

Summary of results Pharmaceuticals, Industrial Chemicals and Artificial
Sweeteners - AZ11 - En-Score

Labcode: LC0005

Parameter	Unit	Assigned value ± U (k=2)	Result ± U	Criterion Recovery	En-Score	En-Score [%]
4-Formylaminoantipyrine	µg/l	3.75 ± 0.251	- ± -	0.375	-	-
10,11-Dihydro-10,11-Dihydroxycarbamazepine	µg/l	0.681 ± 0.0557	- ± -	0.136	-	-
Acesulfame	µg/l	1.75 ± 0.154	1.643 ± 0.41075	0.298	93.7	-0.13
Amidotrizoic acid	µg/l	0.657 ± 0.0323	0.613 ± 0.15325	0.131	93.3	-0.14
Atenolol	µg/l	0.234 ± 0.0321	- ± -	0.0467	-	-
Benzotriazole	µg/l	4.83 ± 0.14	4.315 ± 1.07875	0.58	89.3	-0.24
Bisoprolol	µg/l	0.256 ± 0.0312	- ± -	0.0461	-	-
Carbamazepine	µg/l	0.321 ± 0.0117	0.311 ± 0.07775	0.0417	96.9	-0.06
Cyclamate	µg/l	0.0992 ± 0.0135	- ± -	0.0248	-	-
Diazepam	µg/l	- ± -	- ± -	-	-	-
Diclofenac	µg/l	2.02 ± 0.0908	2.099 ± 0.52475	0.283	104	0.07
Ibuprofen	µg/l	1.39 ± 0.0714	- ± -	0.167	-	-
Iopamidol	µg/l	23.1 ± 1.24	22.198 ± 5.5495	5.32	96	-0.08
Metoprolol	µg/l	0.128 ± 0.00989	- ± -	0.0257	-	-
Saccharin	µg/l	0.745 ± 0.0519	0.713 ± 0.17825	0.112	95.7	-0.09
Sotalol	µg/l	0.116 ± 0.0193	- ± -	0.0255	-	-
Sucralose	µg/l	15.9 ± 0.952	15.936 ± 3.984	4.77	100	0.00
Sulfamethoxazole	µg/l	0.0619 ± 0.00373	0.063 ± 0.01575	0.00743	102	0.04



Summary of results Pharmaceuticals, Industrial Chemicals and Artificial Sweeteners - AZ11

Labcode: LC0006

Sample: AZ11A

Parameter	Unit	Assigned value ± U (k=2)	Result ± U	Criterion	Recovery [%]	z-Score
4-Acetylaminoantipyrine	µg/l	0.0486 ± 0.00172	- ± -	0.00486	-	-
4-Formylaminoantipyrine	µg/l	0.0676 ± 0.00587	- ± -	0.00879	-	-
10,11-Dihydro-10,11-Dihydroxycarbamazepine	µg/l	- ± -	- ± -	-	-	-
Acesulfame	µg/l	0.307 ± 0.0191	0.253 ± 0.04	0.0522	82.4	-1.04
Amidotrizoic acid	µg/l	0.0426 ± 0.00378	- ± -	0.00851	-	-
Atenolol	µg/l	0.382 ± 0.0189	- ± -	0.0764	-	-
Benzotriazole	µg/l	0.0898 ± 0.00412	0.0749 ± 0.011	0.0108	83.4	-1.38
Bisoprolol	µg/l	0.282 ± 0.00927	0.278 ± 0.033	0.0282	98.7	-0.13
Carbamazepine	µg/l	0.0087 ± 0.000846	0.00793 ± 0.00091	0.00113	91.1	-0.68
Cyclamate	µg/l	0.315 ± 0.0222	0.248 ± 0.033	0.0789	78.6	-0.85
Diazepam	µg/l	- ± -	- ± -	-	-	-
Diclofenac	µg/l	0.481 ± 0.0101	0.477 ± 0.071	0.0674	99.1	-0.07
Ibuprofen	µg/l	0.41 ± 0.0265	0.374 ± 0.06	0.0492	91.3	-0.73
Iopamidol	µg/l	0.232 ± 0.0149	- ± -	0.0534	-	-
Metoprolol	µg/l	0.209 ± 0.00755	- ± -	0.0419	-	-
Saccharin	µg/l	0.261 ± 0.0222	0.23 ± 0.044	0.0391	88.2	-0.79
Sotalol	µg/l	0.647 ± 0.0221	- ± -	0.142	-	-
Sucralose	µg/l	0.571 ± 0.0363	0.543 ± 0.092	0.171	95.2	-0.16
Sulfamethoxazole	µg/l	0.156 ± 0.00742	0.156 ± 0.019	0.0187	100	0.01

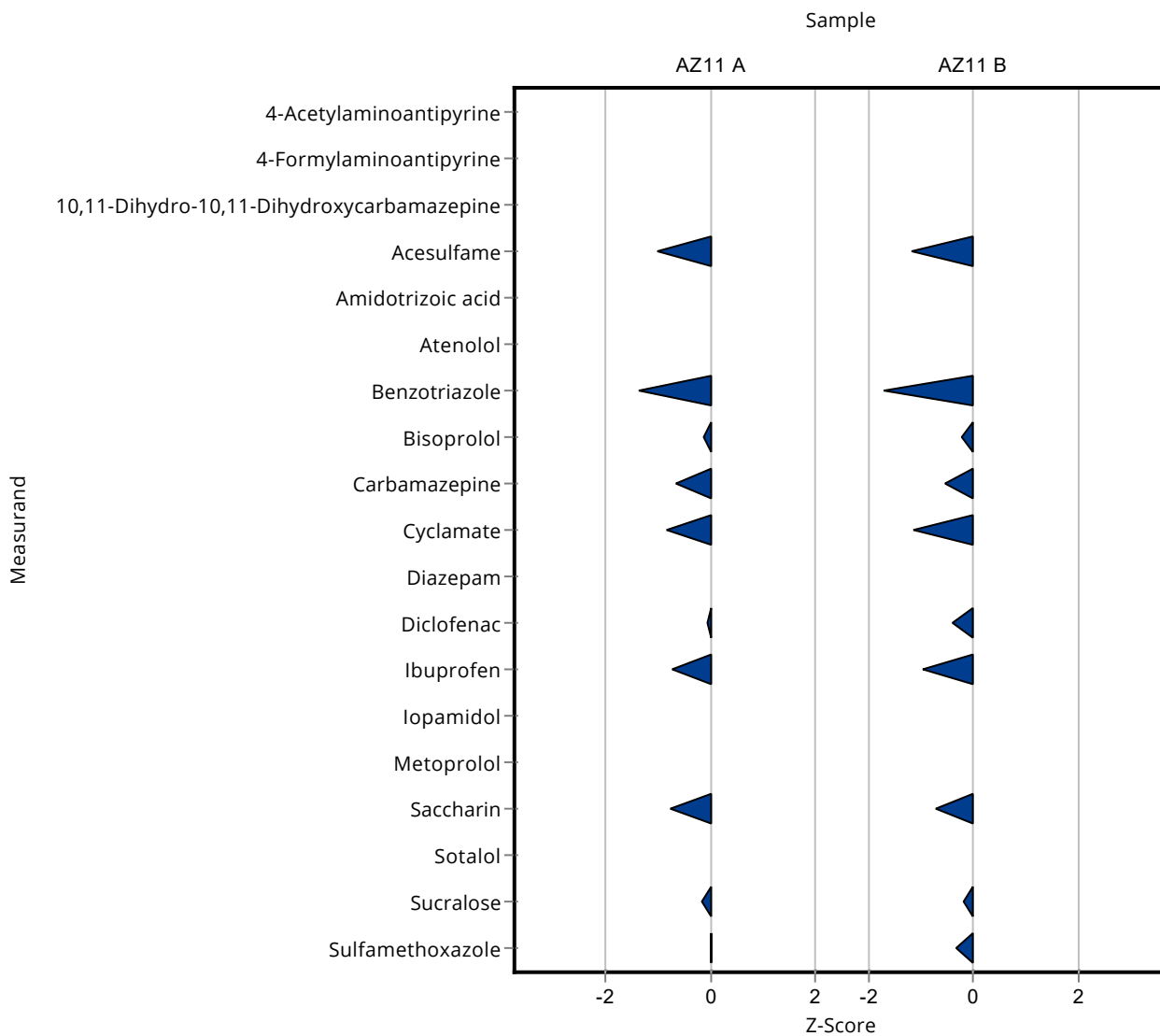
Sample: AZ11B

Parameter	Unit	Assigned value ± U (k=2)	Result ± U	Criterion	Recovery [%]	z-Score
4-Acetylaminoantipyrine	µg/l	0.981 ± 0.0587	- ± -	0.0981	-	-
4-Formylaminoantipyrine	µg/l	3.75 ± 0.251	- ± -	0.375	-	-
10,11-Dihydro-10,11-Dihydroxycarbamazepine	µg/l	0.681 ± 0.0557	- ± -	0.136	-	-
Acesulfame	µg/l	1.75 ± 0.154	1.4 ± 0.22	0.298	79.8	-1.19
Amidotrizoic acid	µg/l	0.657 ± 0.0323	- ± -	0.131	-	-
Atenolol	µg/l	0.234 ± 0.0321	- ± -	0.0467	-	-
Benzotriazole	µg/l	4.83 ± 0.14	3.85 ± 0.59	0.58	79.6	-1.70

Summary of results Pharmaceuticals, Industrial Chemicals and Artificial Sweeteners - AZ11

Labcode: LC0006

Parameter	Unit	Assigned value ± U (k=2)	Result ± U	Criterion	Recovery [%]	z-Score
Bisoprolol	µg/l	0.256 ± 0.0312	0.246 ± 0.03	0.0461	96	-0.22
Carbamazepine	µg/l	0.321 ± 0.0117	0.299 ± 0.034	0.0417	93.2	-0.52
Cyclamate	µg/l	0.0992 ± 0.0135	0.0714 ± 0.01	0.0248	72	-1.12
Diazepam	µg/l	- ± -	- ± -	-	-	-
Diclofenac	µg/l	2.02 ± 0.0908	1.91 ± 0.29	0.283	94.5	-0.39
Ibuprofen	µg/l	1.39 ± 0.0714	1.23 ± 0.2	0.167	88.5	-0.96
Iopamidol	µg/l	23.1 ± 1.24	- ± -	5.32	-	-
Metoprolol	µg/l	0.128 ± 0.00989	- ± -	0.0257	-	-
Saccharin	µg/l	0.745 ± 0.0519	0.666 ± 0.13	0.112	89.4	-0.71
Sotalol	µg/l	0.116 ± 0.0193	- ± -	0.0255	-	-
Sucralose	µg/l	15.9 ± 0.952	15.1 ± 2.6	4.77	95	-0.17
Sulfamethoxazole	µg/l	0.0619 ± 0.00373	0.0594 ± 0.0074	0.00743	96	-0.33



Sample: AZ11A

Parameter	Unit	Assigned value ± U (k=2)	Result ± U	Criterion	Recovery [%]	En-Score
4-Acetylaminoantipyrine	µg/l	0.0486 ± 0.00172	- ± -	0.00486	-	-
4-Formylaminoantipyrine	µg/l	0.0676 ± 0.00587	- ± -	0.00879	-	-
10,11-Dihydro-10,11-Dihydroxycarbamazepine	µg/l	- ± -	- ± -	-	-	-
Acesulfame	µg/l	0.307 ± 0.0191	0.253 ± 0.04	0.0522	82.4	-0.66
Amidotrizoic acid	µg/l	0.0426 ± 0.00378	- ± -	0.00851	-	-
Atenolol	µg/l	0.382 ± 0.0189	- ± -	0.0764	-	-
Benzotriazole	µg/l	0.0898 ± 0.00412	0.0749 ± 0.011	0.0108	83.4	-0.67
Bisoprolol	µg/l	0.282 ± 0.00927	0.278 ± 0.033	0.0282	98.7	-0.06
Carbamazepine	µg/l	0.0087 ± 0.000846	0.00793 ± 0.00091	0.00113	91.1	-0.38
Cyclamate	µg/l	0.315 ± 0.0222	0.248 ± 0.033	0.0789	78.6	-0.97
Diazepam	µg/l	- ± -	- ± -	-	-	-
Diclofenac	µg/l	0.481 ± 0.0101	0.477 ± 0.071	0.0674	99.1	-0.03
Ibuprofen	µg/l	0.41 ± 0.0265	0.374 ± 0.06	0.0492	91.3	-0.29
Iopamidol	µg/l	0.232 ± 0.0149	- ± -	0.0534	-	-
Metoprolol	µg/l	0.209 ± 0.00755	- ± -	0.0419	-	-
Saccharin	µg/l	0.261 ± 0.0222	0.23 ± 0.044	0.0391	88.2	-0.34
Sotalol	µg/l	0.647 ± 0.0221	- ± -	0.142	-	-
Sucralose	µg/l	0.571 ± 0.0363	0.543 ± 0.092	0.171	95.2	-0.15
Sulfamethoxazole	µg/l	0.156 ± 0.00742	0.156 ± 0.019	0.0187	100	0.01

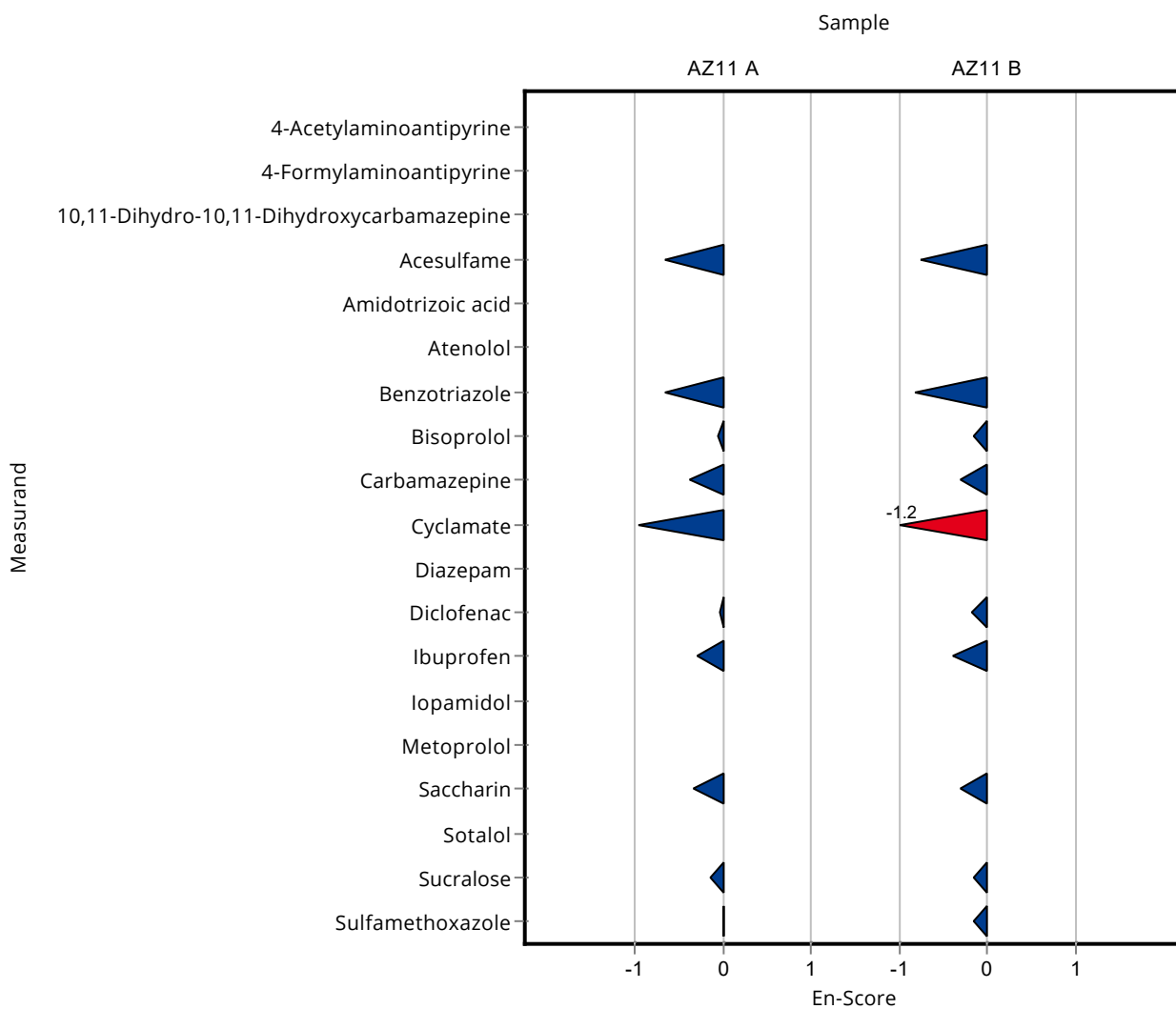
Sample: AZ11B

Parameter	Unit	Assigned value ± U (k=2)	Result ± U	Criterion	Recovery [%]	En-Score
4-Acetylaminoantipyrine	µg/l	0.981 ± 0.0587	- ± -	0.0981	-	-

Summary of results Pharmaceuticals, Industrial Chemicals and Artificial Sweeteners - AZ11 - En-Score

Labcode: LC0006

Parameter	Unit	Assigned value ± U (k=2)	Result ± U	Criterion	Recovery [%]	En-Score
4-Formylaminoantipyrine	µg/l	3.75 ± 0.251	- ± -	0.375	-	-
10,11-Dihydro-10,11-Dihydroxycarbamazepine	µg/l	0.681 ± 0.0557	- ± -	0.136	-	-
Acesulfame	µg/l	1.75 ± 0.154	1.4 ± 0.22	0.298	79.8	-0.76
Amidotrizoic acid	µg/l	0.657 ± 0.0323	- ± -	0.131	-	-
Atenolol	µg/l	0.234 ± 0.0321	- ± -	0.0467	-	-
Benzotriazole	µg/l	4.83 ± 0.14	3.85 ± 0.59	0.58	79.6	-0.83
Bisoprolol	µg/l	0.256 ± 0.0312	0.246 ± 0.03	0.0461	96	-0.15
Carbamazepine	µg/l	0.321 ± 0.0117	0.299 ± 0.034	0.0417	93.2	-0.32
Cyclamate	µg/l	0.0992 ± 0.0135	0.0714 ± 0.01	0.0248	72	-1.15
Diazepam	µg/l	- ± -	- ± -	-	-	-
Diclofenac	µg/l	2.02 ± 0.0908	1.91 ± 0.29	0.283	94.5	-0.19
Ibuprofen	µg/l	1.39 ± 0.0714	1.23 ± 0.2	0.167	88.5	-0.39
Iopamidol	µg/l	23.1 ± 1.24	- ± -	5.32	-	-
Metoprolol	µg/l	0.128 ± 0.00989	- ± -	0.0257	-	-
Saccharin	µg/l	0.745 ± 0.0519	0.666 ± 0.13	0.112	89.4	-0.30
Sotalol	µg/l	0.116 ± 0.0193	- ± -	0.0255	-	-
Sucralose	µg/l	15.9 ± 0.952	15.1 ± 2.6	4.77	95	-0.15
Sulfamethoxazole	µg/l	0.0619 ± 0.00373	0.0594 ± 0.0074	0.00743	96	-0.16



Summary of results Pharmaceuticals, Industrial Chemicals and Artificial Sweeteners - AZ11

Labcode: LC0007

Sample: AZ11A

Parameter	Unit	Assigned value ± U (k=2)	Result ± U	Criterion	Recovery [%]	z-Score
4-Acetylaminoantipyrine	µg/l	0.0486 ± 0.00172	0.0465 ± 0.0045	0.00486	95.7	-0.43
4-Formylaminoantipyrine	µg/l	0.0676 ± 0.00587	0.0658 ± 0.0065	0.00879	97.3	-0.21
10,11-Dihydro-10,11-Dihydroxycarbamazepine	µg/l	- ± -	- ± -	-	-	-
Acesulfame	µg/l	0.307 ± 0.0191	- ± -	0.0522	-	-
Amidotrizoic acid	µg/l	0.0426 ± 0.00378	- ± -	0.00851	-	-
Atenolol	µg/l	0.382 ± 0.0189	0.506 ± 0.094	0.0764	133	1.63
Benzotriazole	µg/l	0.0898 ± 0.00412	- ± -	0.0108	-	-
Bisoprolol	µg/l	0.282 ± 0.00927	0.289 ± 0.12	0.0282	103	0.26
Carbamazepine	µg/l	0.0087 ± 0.000846	0.0085 ± 0.0023	0.00113	97.7	-0.18
Cyclamate	µg/l	0.315 ± 0.0222	- ± -	0.0789	-	-
Diazepam	µg/l	- ± -	- ± -	-	-	-
Diclofenac	µg/l	0.481 ± 0.0101	0.445 ± 0.089	0.0674	92.4	-0.54
Ibuprofen	µg/l	0.41 ± 0.0265	0.459 ± 0.068	0.0492	112	1.00
Iopamidol	µg/l	0.232 ± 0.0149	- ± -	0.0534	-	-
Metoprolol	µg/l	0.209 ± 0.00755	0.207 ± 0.042	0.0419	98.9	-0.06
Saccharin	µg/l	0.261 ± 0.0222	- ± -	0.0391	-	-
Sotalol	µg/l	0.647 ± 0.0221	0.889 ± 0.14	0.142	137	1.70
Sucralose	µg/l	0.571 ± 0.0363	- ± -	0.171	-	-
Sulfamethoxazole	µg/l	0.156 ± 0.00742	0.156 ± 0.016	0.0187	100	0.01

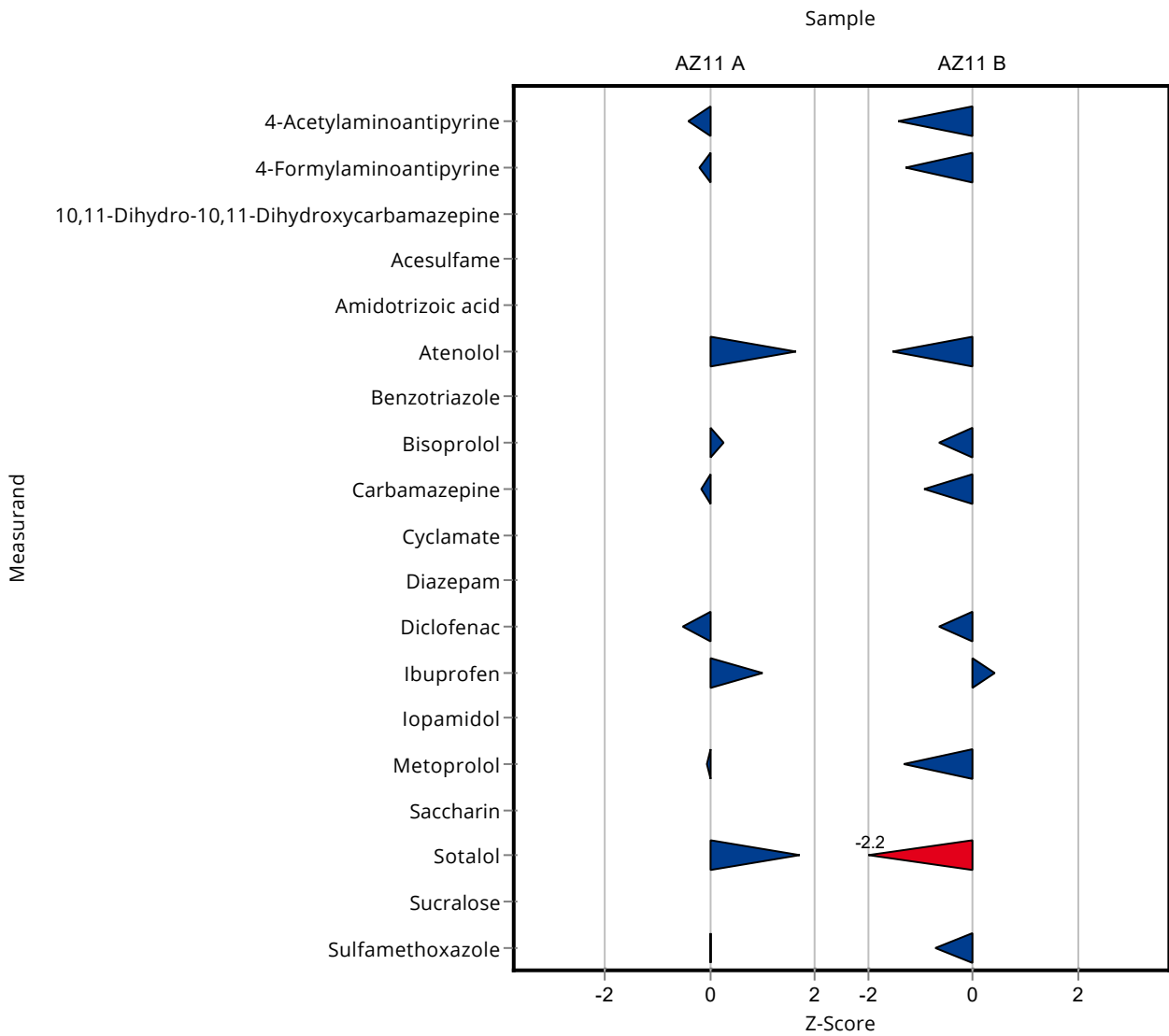
Sample: AZ11B

Parameter	Unit	Assigned value ± U (k=2)	Result ± U	Criterion	Recovery [%]	z-Score
4-Acetylaminoantipyrine	µg/l	0.981 ± 0.0587	0.84 ± 0.082	0.0981	85.6	-1.44
4-Formylaminoantipyrine	µg/l	3.75 ± 0.251	3.26 ± 0.32	0.375	87	-1.30
10,11-Dihydro-10,11-Dihydroxycarbamazepine	µg/l	0.681 ± 0.0557	- ± -	0.136	-	-
Acesulfame	µg/l	1.75 ± 0.154	- ± -	0.298	-	-
Amidotrizoic acid	µg/l	0.657 ± 0.0323	- ± -	0.131	-	-
Atenolol	µg/l	0.234 ± 0.0321	0.163 ± 0.031	0.0467	69.7	-1.51
Benzotriazole	µg/l	4.83 ± 0.14	- ± -	0.58	-	-

Summary of results Pharmaceuticals, Industrial Chemicals and Artificial Sweeteners - AZ11

Labcode: LC0007

Parameter	Unit	Assigned value ± U (k=2)	Result ± U	Criterion	Recovery [%]	z-Score
Bisoprolol	µg/l	0.256 ± 0.0312	0.226 ± 0.09	0.0461	88.2	-0.66
Carbamazepine	µg/l	0.321 ± 0.0117	0.282 ± 0.076	0.0417	87.9	-0.93
Cyclamate	µg/l	0.0992 ± 0.0135	- ± -	0.0248	-	-
Diazepam	µg/l	- ± -	- ± -	-	-	-
Diclofenac	µg/l	2.02 ± 0.0908	1.84 ± 0.37	0.283	91.1	-0.64
Ibuprofen	µg/l	1.39 ± 0.0714	1.46 ± 0.22	0.167	105	0.42
Iopamidol	µg/l	23.1 ± 1.24	- ± -	5.32	-	-
Metoprolol	µg/l	0.128 ± 0.00989	0.0945 ± 0.019	0.0257	73.6	-1.32
Saccharin	µg/l	0.745 ± 0.0519	- ± -	0.112	-	-
Sotalol	µg/l	0.116 ± 0.0193	0.0588 ± 0.009	0.0255	50.7	-2.24
Sucralose	µg/l	15.9 ± 0.952	- ± -	4.77	-	-
Sulfamethoxazole	µg/l	0.0619 ± 0.00373	0.0566 ± 0.0058	0.00743	91.5	-0.71



Summary of results Pharmaceuticals, Industrial Chemicals and Artificial Sweeteners - AZ11 - En-Score

Labcode: LC0007

Sample: AZ11A

Parameter	Unit	Assigned value ± U (k=2)	Result ± U	Criterion	Recovery [%]	En-Score
4-Acetylaminoantipyrine	µg/l	0.0486 ± 0.00172	0.0465 ± 0.0045	0.00486	95.7	-0.23
4-Formylaminoantipyrine	µg/l	0.0676 ± 0.00587	0.0658 ± 0.0065	0.00879	97.3	-0.13
10,11-Dihydro-10,11-Dihydroxycarbamazepine	µg/l	- ± -	- ± -	-	-	-
Acesulfame	µg/l	0.307 ± 0.0191	- ± -	0.0522	-	-
Amidotrizoic acid	µg/l	0.0426 ± 0.00378	- ± -	0.00851	-	-
Atenolol	µg/l	0.382 ± 0.0189	0.506 ± 0.094	0.0764	133	0.66
Benzotriazole	µg/l	0.0898 ± 0.00412	- ± -	0.0108	-	-
Bisoprolol	µg/l	0.282 ± 0.00927	0.289 ± 0.12	0.0282	103	0.03
Carbamazepine	µg/l	0.0087 ± 0.000846	0.0085 ± 0.0023	0.00113	97.7	-0.04
Cyclamate	µg/l	0.315 ± 0.0222	- ± -	0.0789	-	-
Diazepam	µg/l	- ± -	- ± -	-	-	-
Diclofenac	µg/l	0.481 ± 0.0101	0.445 ± 0.089	0.0674	92.4	-0.20
Ibuprofen	µg/l	0.41 ± 0.0265	0.459 ± 0.068	0.0492	112	0.36
Iopamidol	µg/l	0.232 ± 0.0149	- ± -	0.0534	-	-
Metoprolol	µg/l	0.209 ± 0.00755	0.207 ± 0.042	0.0419	98.9	-0.03
Saccharin	µg/l	0.261 ± 0.0222	- ± -	0.0391	-	-
Sotalol	µg/l	0.647 ± 0.0221	0.889 ± 0.14	0.142	137	0.86
Sucralose	µg/l	0.571 ± 0.0363	- ± -	0.171	-	-
Sulfamethoxazole	µg/l	0.156 ± 0.00742	0.156 ± 0.016	0.0187	100	0.01

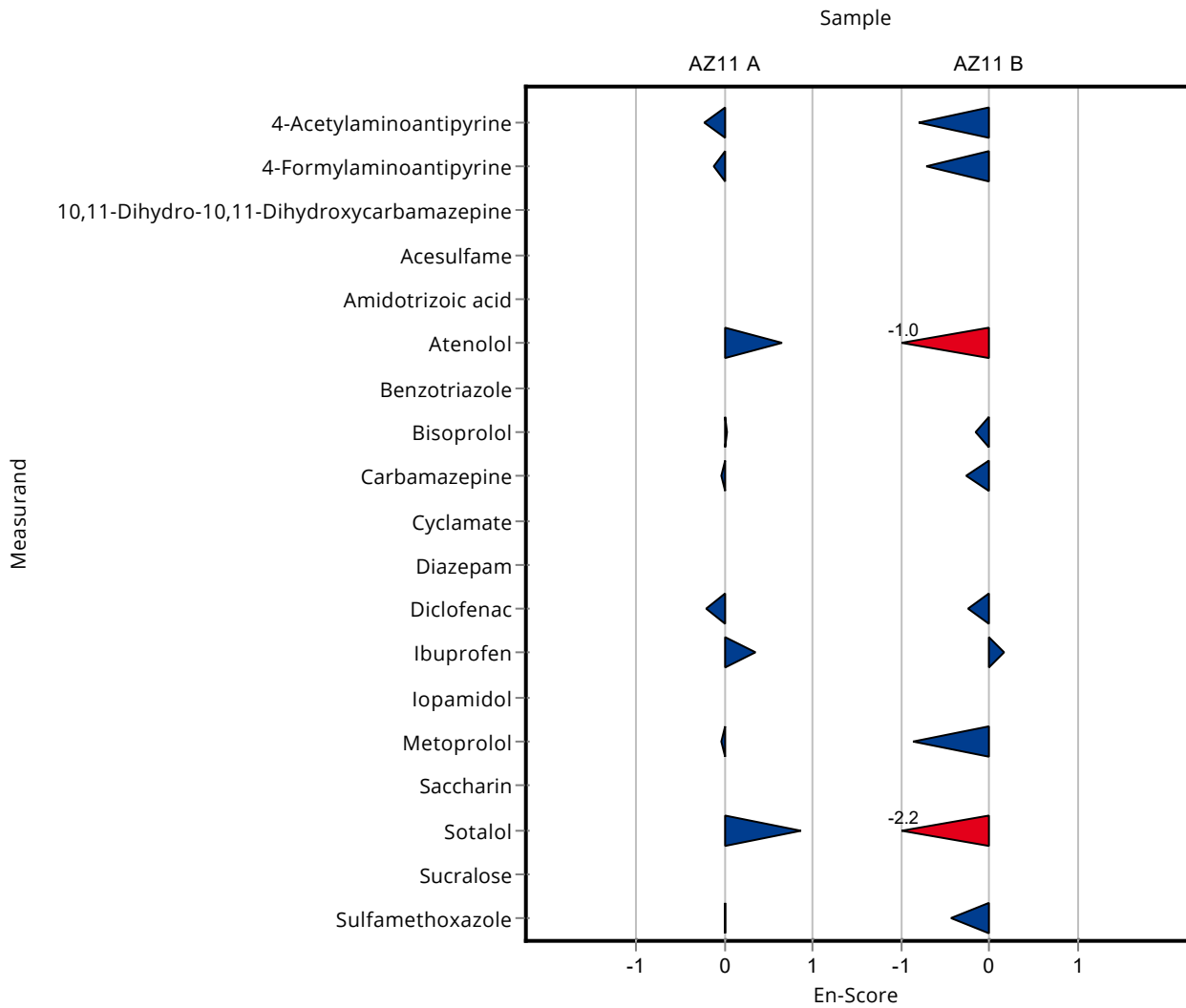
Sample: AZ11B

Parameter	Unit	Assigned value ± U (k=2)	Result ± U	Criterion	Recovery [%]	En-Score
4-Acetylaminoantipyrine	µg/l	0.981 ± 0.0587	0.84 ± 0.082	0.0981	85.6	-0.81

Summary of results Pharmaceuticals, Industrial Chemicals and Artificial Sweeteners - AZ11 - En-Score

Labcode: LC0007

Parameter	Unit	Assigned value ± U (k=2)	Result ± U	Criterion	Recovery [%]	En-Score
4-Formylaminoantipyrine	µg/l	3.75 ± 0.251	3.26 ± 0.32	0.375	87	-0.71
10,11-Dihydro-10,11-Dihydroxycarbamazepine	µg/l	0.681 ± 0.0557	- ± -	0.136	-	-
Acesulfame	µg/l	1.75 ± 0.154	- ± -	0.298	-	-
Amidotrizoic acid	µg/l	0.657 ± 0.0323	- ± -	0.131	-	-
Atenolol	µg/l	0.234 ± 0.0321	0.163 ± 0.031	0.0467	69.7	-1.01
Benzotriazole	µg/l	4.83 ± 0.14	- ± -	0.58	-	-
Bisoprolol	µg/l	0.256 ± 0.0312	0.226 ± 0.09	0.0461	88.2	-0.17
Carbamazepine	µg/l	0.321 ± 0.0117	0.282 ± 0.076	0.0417	87.9	-0.25
Cyclamate	µg/l	0.0992 ± 0.0135	- ± -	0.0248	-	-
Diazepam	µg/l	- ± -	- ± -	-	-	-
Diclofenac	µg/l	2.02 ± 0.0908	1.84 ± 0.37	0.283	91.1	-0.24
Ibuprofen	µg/l	1.39 ± 0.0714	1.46 ± 0.22	0.167	105	0.16
Iopamidol	µg/l	23.1 ± 1.24	- ± -	5.32	-	-
Metoprolol	µg/l	0.128 ± 0.00989	0.0945 ± 0.019	0.0257	73.6	-0.86
Saccharin	µg/l	0.745 ± 0.0519	- ± -	0.112	-	-
Sotalol	µg/l	0.116 ± 0.0193	0.0588 ± 0.009	0.0255	50.7	-2.17
Sucralose	µg/l	15.9 ± 0.952	- ± -	4.77	-	-
Sulfamethoxazole	µg/l	0.0619 ± 0.00373	0.0566 ± 0.0058	0.00743	91.5	-0.43



Summary of results Pharmaceuticals, Industrial Chemicals and Artificial Sweeteners - AZ11

Labcode: LC0008

Sample: AZ11A

Parameter	Unit	Assigned value ± U (k=2)	Result ± U	Criterion	Recovery [%]	z-Score
4-Acetylaminoantipyrine	µg/l	0.0486 ± 0.00172	0.049 ± 0.012	0.00486	101	0.09
4-Formylaminoantipyrine	µg/l	0.0676 ± 0.00587	0.055 ± 0.014	0.00879	81.3	-1.44
10,11-Dihydro-10,11-Dihydroxycarbamazepine	µg/l	- ± -	0.065 ± 0.016	-	-	-
Acesulfame	µg/l	0.307 ± 0.0191	0.315 ± 0.079	0.0522	103	0.15
Amidotrizoic acid	µg/l	0.0426 ± 0.00378	0.046 ± 0.012	0.00851	108	0.40
Atenolol	µg/l	0.382 ± 0.0189	0.321 ± 0.08	0.0764	84.1	-0.80
Benzotriazole	µg/l	0.0898 ± 0.00412	0.088 ± 0.022	0.0108	98	-0.17
Bisoprolol	µg/l	0.282 ± 0.00927	0.289 ± 0.072	0.0282	103	0.26
Carbamazepine	µg/l	0.0087 ± 0.000846	0.009 ± 0.002	0.00113	103	0.27
Cyclamate	µg/l	0.315 ± 0.0222	0.401 ± 0.1	0.0789	127	1.09
Diazepam	µg/l	- ± -	0.054 ± 0.013	-	-	-
Diclofenac	µg/l	0.481 ± 0.0101	0.361 ± 0.09	0.0674	75	-1.79
Ibuprofen	µg/l	0.41 ± 0.0265	0.383 ± 0.096	0.0492	93.5	-0.54
Iopamidol	µg/l	0.232 ± 0.0149	0.207 ± 0.052	0.0534	89.2	-0.47
Metoprolol	µg/l	0.209 ± 0.00755	0.215 ± 0.054	0.0419	103	0.14
Saccharin	µg/l	0.261 ± 0.0222	0.275 ± 0.069	0.0391	105	0.36
Sotalol	µg/l	0.647 ± 0.0221	0.624 ± 0.156	0.142	96.4	-0.16
Sucralose	µg/l	0.571 ± 0.0363	0.561 ± 0.14	0.171	98.3	-0.06
Sulfamethoxazole	µg/l	0.156 ± 0.00742	0.138 ± 0.035	0.0187	88.6	-0.95

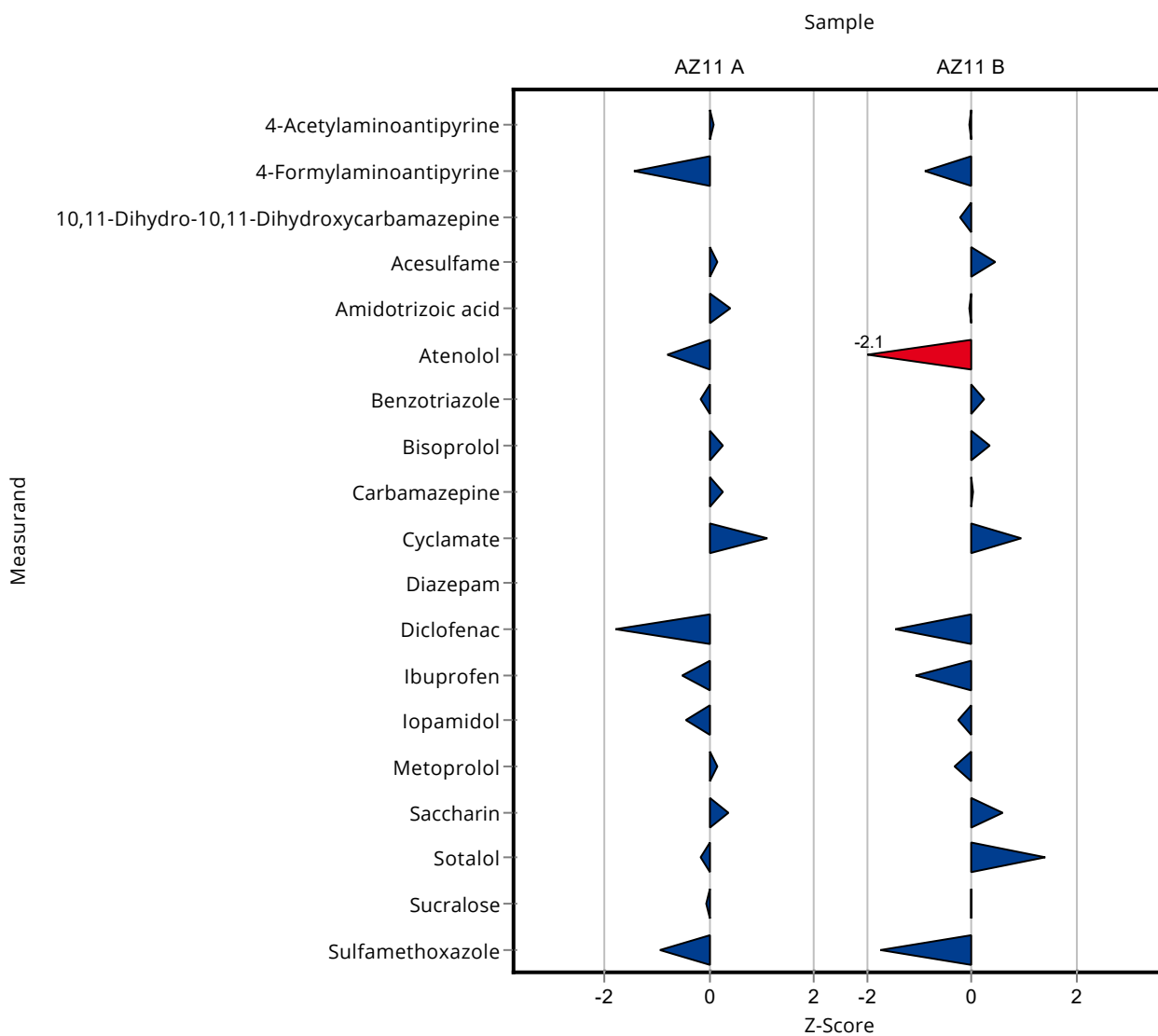
Sample: AZ11B

Parameter	Unit	Assigned value ± U (k=2)	Result ± U	Criterion	Recovery [%]	z-Score
4-Acetylaminoantipyrine	µg/l	0.981 ± 0.0587	0.976 ± 0.244	0.0981	99.5	-0.05
4-Formylaminoantipyrine	µg/l	3.75 ± 0.251	3.41 ± 0.85	0.375	91.1	-0.89
10,11-Dihydro-10,11-Dihydroxycarbamazepine	µg/l	0.681 ± 0.0557	0.65 ± 0.162	0.136	95.5	-0.23
Acesulfame	µg/l	1.75 ± 0.154	1.89 ± 0.47	0.298	108	0.46
Amidotrizoic acid	µg/l	0.657 ± 0.0323	0.65 ± 0.162	0.131	99	-0.05
Atenolol	µg/l	0.234 ± 0.0321	0.134 ± 0.034	0.0467	57.3	-2.13
Benzotriazole	µg/l	4.83 ± 0.14	4.98 ± 1.25	0.58	103	0.25

Summary of results Pharmaceuticals, Industrial Chemicals and Artificial Sweeteners - AZ11

Labcode: LC0008

Parameter	Unit	Assigned value ± U (k=2)	Result ± U	Criterion	Recovery [%]	z-Score
Bisoprolol	µg/l	0.256 ± 0.0312	0.273 ± 0.068	0.0461	107	0.36
Carbamazepine	µg/l	0.321 ± 0.0117	0.322 ± 0.081	0.0417	100	0.03
Cyclamate	µg/l	0.0992 ± 0.0135	0.123 ± 0.031	0.0248	124	0.96
Diazepam	µg/l	- ± -	0.515 ± 0.129	-	-	-
Diclofenac	µg/l	2.02 ± 0.0908	1.61 ± 0.4	0.283	79.7	-1.45
Ibuprofen	µg/l	1.39 ± 0.0714	1.21 ± 0.3	0.167	87.1	-1.08
Iopamidol	µg/l	23.1 ± 1.24	21.8 ± 5.4	5.32	94.3	-0.25
Metoprolol	µg/l	0.128 ± 0.00989	0.12 ± 0.03	0.0257	93.4	-0.33
Saccharin	µg/l	0.745 ± 0.0519	0.811 ± 0.203	0.112	109	0.59
Sotalol	µg/l	0.116 ± 0.0193	0.152 ± 0.038	0.0255	131	1.41
Sucralose	µg/l	15.9 ± 0.952	15.9 ± 4	4.77	100	0.00
Sulfamethoxazole	µg/l	0.0619 ± 0.00373	0.049 ± 0.012	0.00743	79.2	-1.73



Sample: AZ11A

Parameter	Unit	Assigned value ± U (k=2)	Result ± U	Criterion	Recovery [%]	En-Score
4-Acetylaminoantipyrine	µg/l	0.0486 ± 0.00172	0.049 ± 0.012	0.00486	101	0.02
4-Formylaminoantipyrine	µg/l	0.0676 ± 0.00587	0.055 ± 0.014	0.00879	81.3	-0.44
10,11-Dihydro-10,11-Dihydroxycarbamazepine	µg/l	- ± -	0.065 ± 0.016	-	-	-
Acesulfame	µg/l	0.307 ± 0.0191	0.315 ± 0.079	0.0522	103	0.05
Amidotrizoic acid	µg/l	0.0426 ± 0.00378	0.046 ± 0.012	0.00851	108	0.14
Atenolol	µg/l	0.382 ± 0.0189	0.321 ± 0.08	0.0764	84.1	-0.38
Benzotriazole	µg/l	0.0898 ± 0.00412	0.088 ± 0.022	0.0108	98	-0.04
Bisoprolol	µg/l	0.282 ± 0.00927	0.289 ± 0.072	0.0282	103	0.05
Carbamazepine	µg/l	0.0087 ± 0.000846	0.009 ± 0.002	0.00113	103	0.07
Cyclamate	µg/l	0.315 ± 0.0222	0.401 ± 0.1	0.0789	127	0.43
Diazepam	µg/l	- ± -	0.054 ± 0.013	-	-	-
Diclofenac	µg/l	0.481 ± 0.0101	0.361 ± 0.09	0.0674	75	-0.67
Ibuprofen	µg/l	0.41 ± 0.0265	0.383 ± 0.096	0.0492	93.5	-0.14
Iopamidol	µg/l	0.232 ± 0.0149	0.207 ± 0.052	0.0534	89.2	-0.24
Metoprolol	µg/l	0.209 ± 0.00755	0.215 ± 0.054	0.0419	103	0.05
Saccharin	µg/l	0.261 ± 0.0222	0.275 ± 0.069	0.0391	105	0.10
Sotalol	µg/l	0.647 ± 0.0221	0.624 ± 0.156	0.142	96.4	-0.07
Sucralose	µg/l	0.571 ± 0.0363	0.561 ± 0.14	0.171	98.3	-0.03
Sulfamethoxazole	µg/l	0.156 ± 0.00742	0.138 ± 0.035	0.0187	88.6	-0.25

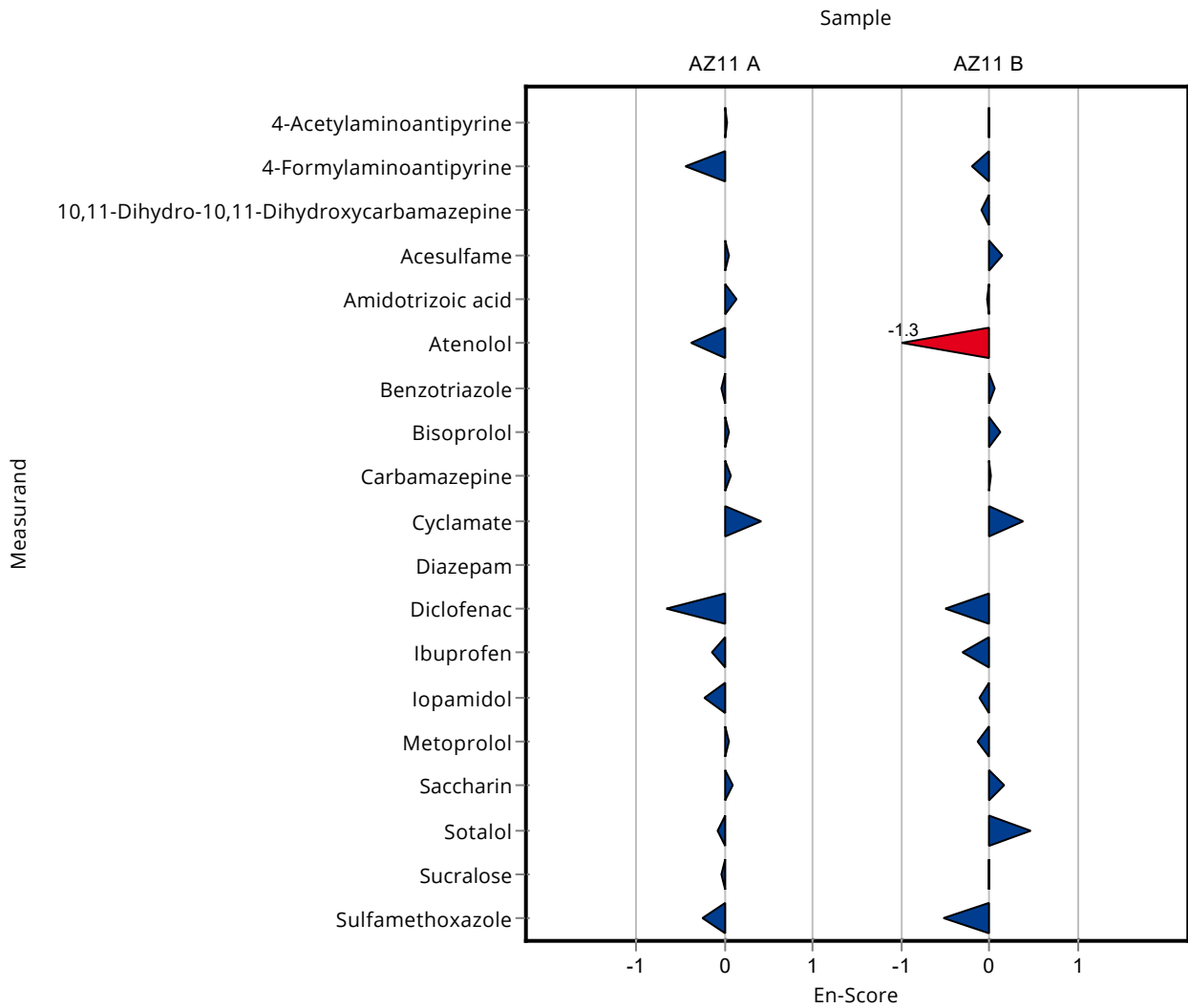
Sample: AZ11B

Parameter	Unit	Assigned value ± U (k=2)	Result ± U	Criterion	Recovery [%]	En-Score
4-Acetylaminoantipyrine	µg/l	0.981 ± 0.0587	0.976 ± 0.244	0.0981	99.5	-0.01

Summary of results Pharmaceuticals, Industrial Chemicals and Artificial Sweeteners - AZ11 - En-Score

Labcode: LC0008

Parameter	Unit	Assigned value ± U (k=2)	Result ± U	Criterion	Recovery [%]	En-Score
4-Formylaminoantipyrine	µg/l	3.75 ± 0.251	3.41 ± 0.85	0.375	91.1	-0.19
10,11-Dihydro-10,11-Dihydroxycarbamazepine	µg/l	0.681 ± 0.0557	0.65 ± 0.162	0.136	95.5	-0.09
Acesulfame	µg/l	1.75 ± 0.154	1.89 ± 0.47	0.298	108	0.14
Amidotrizoic acid	µg/l	0.657 ± 0.0323	0.65 ± 0.162	0.131	99	-0.02
Atenolol	µg/l	0.234 ± 0.0321	0.134 ± 0.034	0.0467	57.3	-1.33
Benzotriazole	µg/l	4.83 ± 0.14	4.98 ± 1.25	0.58	103	0.06
Bisoprolol	µg/l	0.256 ± 0.0312	0.273 ± 0.068	0.0461	107	0.12
Carbamazepine	µg/l	0.321 ± 0.0117	0.322 ± 0.081	0.0417	100	0.01
Cyclamate	µg/l	0.0992 ± 0.0135	0.123 ± 0.031	0.0248	124	0.37
Diazepam	µg/l	- ± -	0.515 ± 0.129	-	-	-
Diclofenac	µg/l	2.02 ± 0.0908	1.61 ± 0.4	0.283	79.7	-0.51
Ibuprofen	µg/l	1.39 ± 0.0714	1.21 ± 0.3	0.167	87.1	-0.30
Iopamidol	µg/l	23.1 ± 1.24	21.8 ± 5.4	5.32	94.3	-0.12
Metoprolol	µg/l	0.128 ± 0.00989	0.12 ± 0.03	0.0257	93.4	-0.14
Saccharin	µg/l	0.745 ± 0.0519	0.811 ± 0.203	0.112	109	0.16
Sotalol	µg/l	0.116 ± 0.0193	0.152 ± 0.038	0.0255	131	0.46
Sucralose	µg/l	15.9 ± 0.952	15.9 ± 4	4.77	100	0.00
Sulfamethoxazole	µg/l	0.0619 ± 0.00373	0.049 ± 0.012	0.00743	79.2	-0.53



Summary of results Pharmaceuticals, Industrial Chemicals and Artificial Sweeteners - AZ11

Labcode: LC0009

Sample: AZ11A

Parameter	Unit	Assigned value ± U (k=2)	Result ± U	Criterion	Recovery [%]	z-Score
4-Acetylaminoantipyrine	µg/l	0.0486 ± 0.00172	- ± -	0.00486	-	-
4-Formylaminoantipyrine	µg/l	0.0676 ± 0.00587	- ± -	0.00879	-	-
10,11-Dihydro-10,11-Dihydroxycarbamazepine	µg/l	- ± -	- ± -	-	-	-
Acesulfame	µg/l	0.307 ± 0.0191	- ± -	0.0522	-	-
Amidotrizoic acid	µg/l	0.0426 ± 0.00378	<0.05 (LOQ) ± -	0.00851	-	-
Atenolol	µg/l	0.382 ± 0.0189	- ± -	0.0764	-	-
Benzotriazole	µg/l	0.0898 ± 0.00412	- ± -	0.0108	-	-
Bisoprolol	µg/l	0.282 ± 0.00927	0.3725 ± 0.1096	0.0282	132	3.22
Carbamazepine	µg/l	0.0087 ± 0.000846	- ± -	0.00113	-	-
Cyclamate	µg/l	0.315 ± 0.0222	- ± -	0.0789	-	-
Diazepam	µg/l	- ± -	- ± -	-	-	-
Diclofenac	µg/l	0.481 ± 0.0101	- ± -	0.0674	-	-
Ibuprofen	µg/l	0.41 ± 0.0265	- ± -	0.0492	-	-
Iopamidol	µg/l	0.232 ± 0.0149	0.2379 ± 0.0446	0.0534	102	0.11
Metoprolol	µg/l	0.209 ± 0.00755	- ± -	0.0419	-	-
Saccharin	µg/l	0.261 ± 0.0222	- ± -	0.0391	-	-
Sotalol	µg/l	0.647 ± 0.0221	- ± -	0.142	-	-
Sucralose	µg/l	0.571 ± 0.0363	- ± -	0.171	-	-
Sulfamethoxazole	µg/l	0.156 ± 0.00742	0.1884 ± 0.0303	0.0187	121	1.75

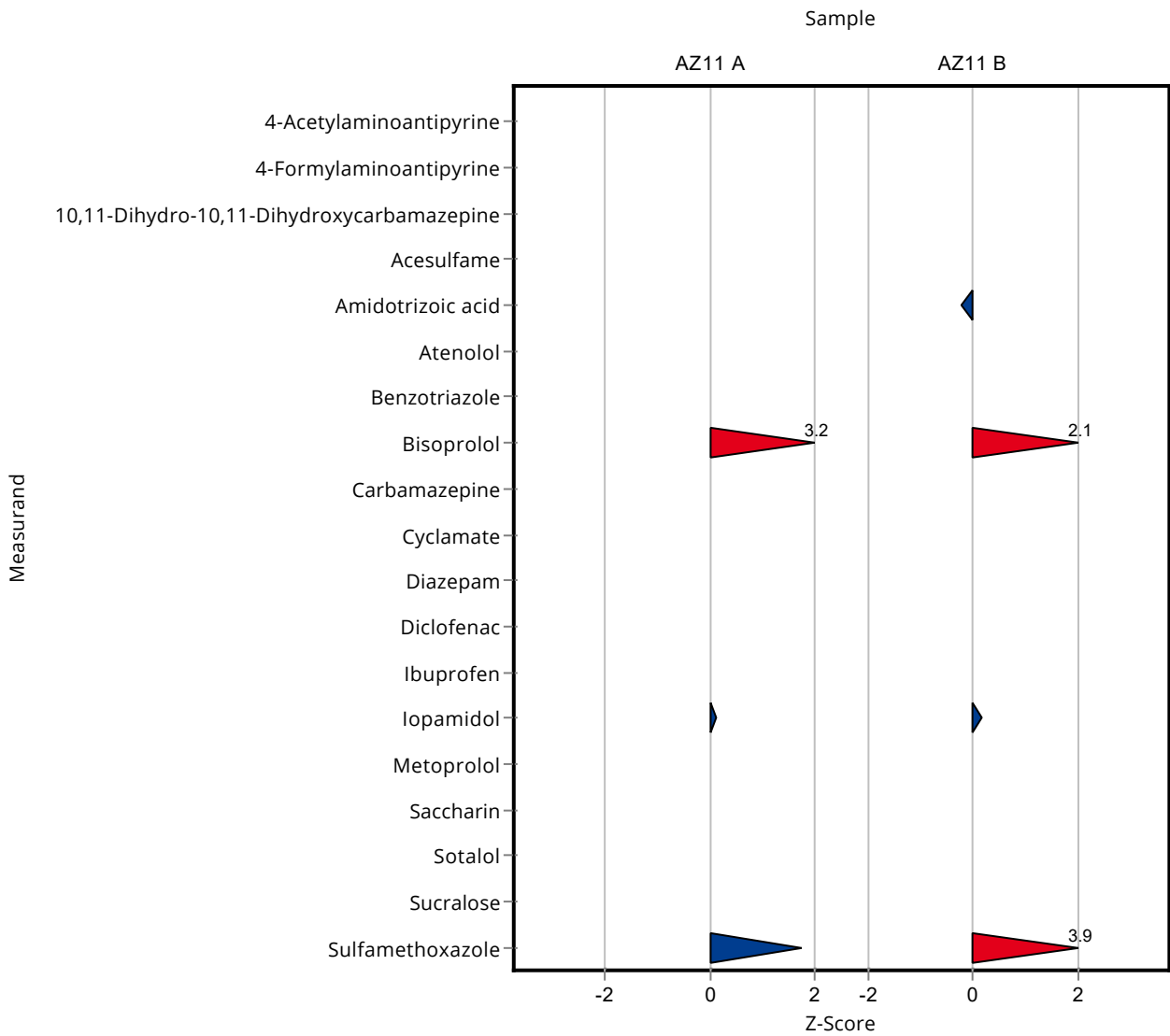
Sample: AZ11B

Parameter	Unit	Assigned value ± U (k=2)	Result ± U	Criterion	Recovery [%]	z-Score
4-Acetylaminoantipyrine	µg/l	0.981 ± 0.0587	- ± -	0.0981	-	-
4-Formylaminoantipyrine	µg/l	3.75 ± 0.251	- ± -	0.375	-	-
10,11-Dihydro-10,11-Dihydroxycarbamazepine	µg/l	0.681 ± 0.0557	- ± -	0.136	-	-
Acesulfame	µg/l	1.75 ± 0.154	- ± -	0.298	-	-
Amidotrizoic acid	µg/l	0.657 ± 0.0323	0.6271 ± 0.1423	0.131	95.5	-0.23
Atenolol	µg/l	0.234 ± 0.0321	- ± -	0.0467	-	-
Benzotriazole	µg/l	4.83 ± 0.14	- ± -	0.58	-	-

Summary of results Pharmaceuticals, Industrial Chemicals and Artificial
Sweeteners - AZ11

Labcode: LC0009

Parameter	Unit	Assigned value ± U (k=2)	Result ± U	Criterion	Recovery [%]	z-Score
Bisoprolol	µg/l	0.256 ± 0.0312	0.352 ± 0.1036	0.0461	137	2.07
Carbamazepine	µg/l	0.321 ± 0.0117	- ± -	0.0417	-	-
Cyclamate	µg/l	0.0992 ± 0.0135	- ± -	0.0248	-	-
Diazepam	µg/l	- ± -	- ± -	-	-	-
Diclofenac	µg/l	2.02 ± 0.0908	- ± -	0.283	-	-
Ibuprofen	µg/l	1.39 ± 0.0714	- ± -	0.167	-	-
Iopamidol	µg/l	23.1 ± 1.24	23.9974 ± 4.4971	5.32	104	0.17
Metoprolol	µg/l	0.128 ± 0.00989	- ± -	0.0257	-	-
Saccharin	µg/l	0.745 ± 0.0519	- ± -	0.112	-	-
Sotalol	µg/l	0.116 ± 0.0193	- ± -	0.0255	-	-
Sucralose	µg/l	15.9 ± 0.952	- ± -	4.77	-	-
Sulfamethoxazole	µg/l	0.0619 ± 0.00373	0.0907 ± 0.0146	0.00743	147	3.88



Sample: AZ11A

Parameter	Unit	Assigned value ± U (k=2)	Result ± U	Criterion	Recovery [%]	En-Score
4-Acetylaminoantipyrine	µg/l	0.0486 ± 0.00172	- ± -	0.00486	-	-
4-Formylaminoantipyrine	µg/l	0.0676 ± 0.00587	- ± -	0.00879	-	-
10,11-Dihydro-10,11-Dihydroxycarbamazepine	µg/l	- ± -	- ± -	-	-	-
Acesulfame	µg/l	0.307 ± 0.0191	- ± -	0.0522	-	-
Amidotrizoic acid	µg/l	0.0426 ± 0.00378	<0.05 (LOQ) ± -	0.00851	-	-
Atenolol	µg/l	0.382 ± 0.0189	- ± -	0.0764	-	-
Benzotriazole	µg/l	0.0898 ± 0.00412	- ± -	0.0108	-	-
Bisoprolol	µg/l	0.282 ± 0.00927	0.3725 ± 0.1096	0.0282	132	0.41
Carbamazepine	µg/l	0.0087 ± 0.000846	- ± -	0.00113	-	-
Cyclamate	µg/l	0.315 ± 0.0222	- ± -	0.0789	-	-
Diazepam	µg/l	- ± -	- ± -	-	-	-
Diclofenac	µg/l	0.481 ± 0.0101	- ± -	0.0674	-	-
Ibuprofen	µg/l	0.41 ± 0.0265	- ± -	0.0492	-	-
Iopamidol	µg/l	0.232 ± 0.0149	0.2379 ± 0.0446	0.0534	102	0.06
Metoprolol	µg/l	0.209 ± 0.00755	- ± -	0.0419	-	-
Saccharin	µg/l	0.261 ± 0.0222	- ± -	0.0391	-	-
Sotalol	µg/l	0.647 ± 0.0221	- ± -	0.142	-	-
Sucralose	µg/l	0.571 ± 0.0363	- ± -	0.171	-	-
Sulfamethoxazole	µg/l	0.156 ± 0.00742	0.1884 ± 0.0303	0.0187	121	0.53

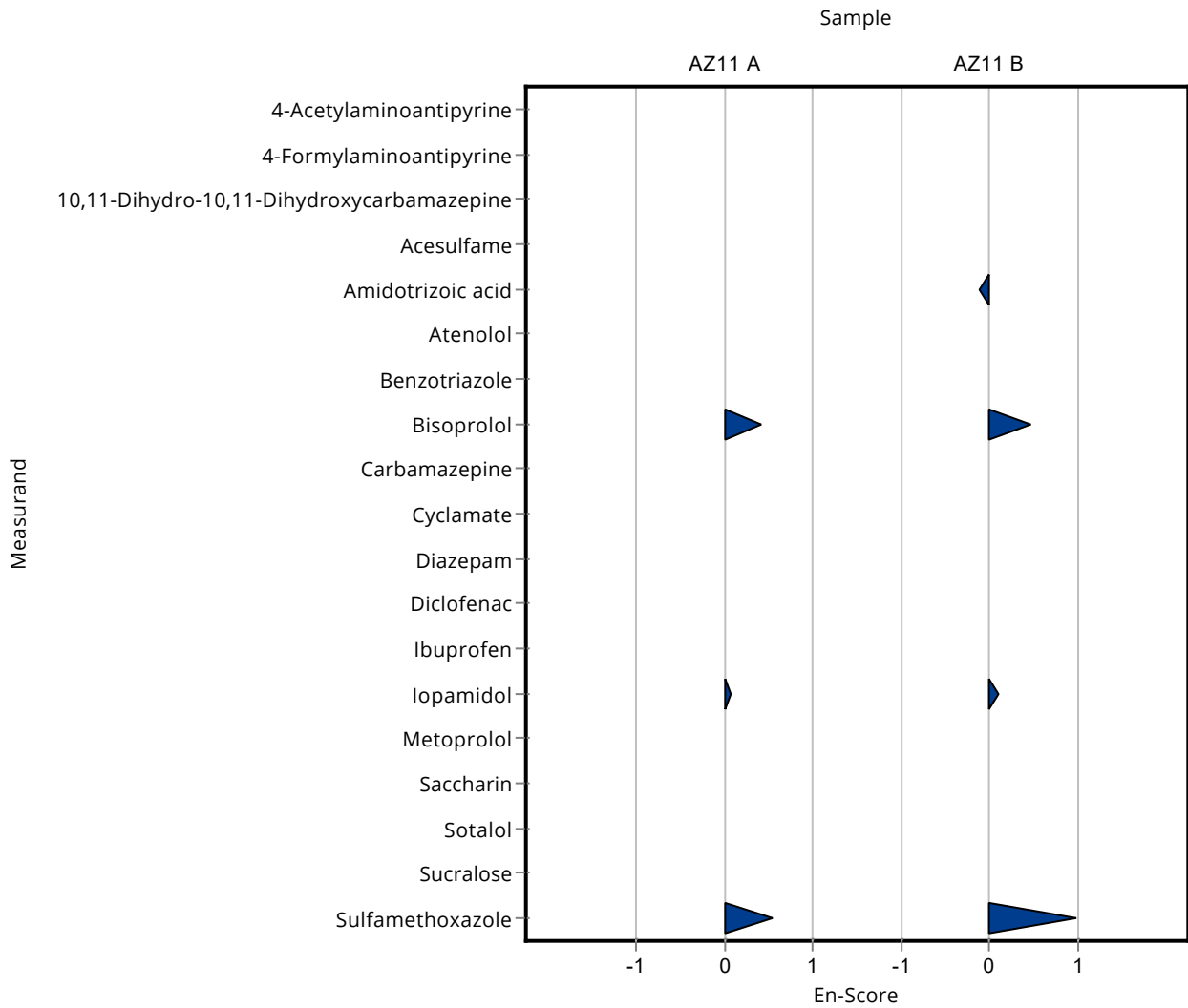
Sample: AZ11B

Parameter	Unit	Assigned value ± U (k=2)	Result ± U	Criterion	Recovery [%]	En-Score
4-Acetylaminoantipyrine	µg/l	0.981 ± 0.0587	- ± -	0.0981	-	-

Summary of results Pharmaceuticals, Industrial Chemicals and Artificial
Sweeteners - AZ11 - En-Score

Labcode: LC0009

Parameter	Unit	Assigned value ± U (k=2)	Result ± U	Criterion Recovery [%]	En-Score
4-Formylaminoantipyrine	µg/l	3.75 ± 0.251	- ± -	0.375	-
10,11-Dihydro-10,11-Dihydroxycarbamazepine	µg/l	0.681 ± 0.0557	- ± -	0.136	-
Acesulfame	µg/l	1.75 ± 0.154	- ± -	0.298	-
Amidotrizoic acid	µg/l	0.657 ± 0.0323	0.6271 ± 0.1423	0.131	95.5
Atenolol	µg/l	0.234 ± 0.0321	- ± -	0.0467	-
Benzotriazole	µg/l	4.83 ± 0.14	- ± -	0.58	-
Bisoprolol	µg/l	0.256 ± 0.0312	0.352 ± 0.1036	0.0461	137
Carbamazepine	µg/l	0.321 ± 0.0117	- ± -	0.0417	-
Cyclamate	µg/l	0.0992 ± 0.0135	- ± -	0.0248	-
Diazepam	µg/l	- ± -	- ± -	-	-
Diclofenac	µg/l	2.02 ± 0.0908	- ± -	0.283	-
Ibuprofen	µg/l	1.39 ± 0.0714	- ± -	0.167	-
Iopamidol	µg/l	23.1 ± 1.24	23.9974 ± 4.4971	5.32	104
Metoprolol	µg/l	0.128 ± 0.00989	- ± -	0.0257	-
Saccharin	µg/l	0.745 ± 0.0519	- ± -	0.112	-
Sotalol	µg/l	0.116 ± 0.0193	- ± -	0.0255	-
Sucralose	µg/l	15.9 ± 0.952	- ± -	4.77	-
Sulfamethoxazole	µg/l	0.0619 ± 0.00373	0.0907 ± 0.0146	0.00743	147



Summary of results Pharmaceuticals, Industrial Chemicals and Artificial Sweeteners - AZ11

Labcode: LC0010

Sample: AZ11A

Parameter	Unit	Assigned value ± U (k=2)	Result ± U	Criterion	Recovery [%]	z-Score
4-Acetylaminoantipyrine	µg/l	0.0486 ± 0.00172	- ± -	0.00486	-	-
4-Formylaminoantipyrine	µg/l	0.0676 ± 0.00587	- ± -	0.00879	-	-
10,11-Dihydro-10,11-Dihydroxycarbamazepine	µg/l	- ± -	- ± -	-	-	-
Acesulfame	µg/l	0.307 ± 0.0191	0.3066 ± 0.0552	0.0522	99.9	-0.01
Amidotrizoic acid	µg/l	0.0426 ± 0.00378	0.0406 ± 0.011	0.00851	95.4	-0.23
Atenolol	µg/l	0.382 ± 0.0189	- ± -	0.0764	-	-
Benzotriazole	µg/l	0.0898 ± 0.00412	- ± -	0.0108	-	-
Bisoprolol	µg/l	0.282 ± 0.00927	- ± -	0.0282	-	-
Carbamazepine	µg/l	0.0087 ± 0.000846	- ± -	0.00113	-	-
Cyclamate	µg/l	0.315 ± 0.0222	0.3187 ± 0.051	0.0789	101	0.04
Diazepam	µg/l	- ± -	- ± -	-	-	-
Diclofenac	µg/l	0.481 ± 0.0101	- ± -	0.0674	-	-
Ibuprofen	µg/l	0.41 ± 0.0265	- ± -	0.0492	-	-
Iopamidol	µg/l	0.232 ± 0.0149	0.2434 ± 0.0657	0.0534	105	0.21
Metoprolol	µg/l	0.209 ± 0.00755	- ± -	0.0419	-	-
Saccharin	µg/l	0.261 ± 0.0222	0.2095 ± 0.0482	0.0391	80.3	-1.31
Sotalol	µg/l	0.647 ± 0.0221	- ± -	0.142	-	-
Sucralose	µg/l	0.571 ± 0.0363	0.6167 ± 0.1542	0.171	108	0.27
Sulfamethoxazole	µg/l	0.156 ± 0.00742	- ± -	0.0187	-	-

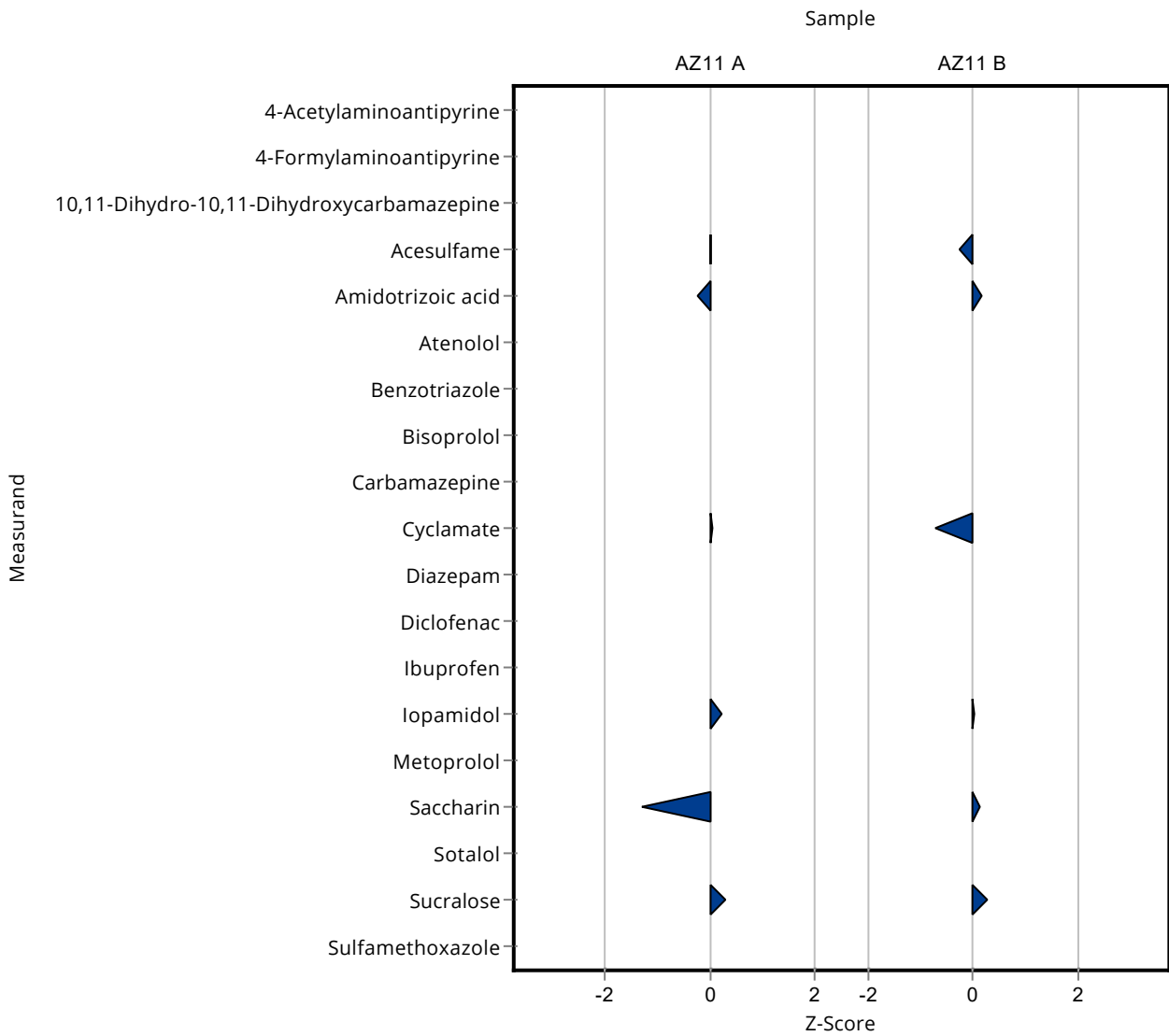
Sample: AZ11B

Parameter	Unit	Assigned value ± U (k=2)	Result ± U	Criterion	Recovery [%]	z-Score
4-Acetylaminoantipyrine	µg/l	0.981 ± 0.0587	- ± -	0.0981	-	-
4-Formylaminoantipyrine	µg/l	3.75 ± 0.251	- ± -	0.375	-	-
10,11-Dihydro-10,11-Dihydroxycarbamazepine	µg/l	0.681 ± 0.0557	- ± -	0.136	-	-
Acesulfame	µg/l	1.75 ± 0.154	1.6804 ± 0.3025	0.298	95.8	-0.25
Amidotrizoic acid	µg/l	0.657 ± 0.0323	0.6798 ± 0.1835	0.131	104	0.18
Atenolol	µg/l	0.234 ± 0.0321	- ± -	0.0467	-	-
Benzotriazole	µg/l	4.83 ± 0.14	- ± -	0.58	-	-

Summary of results Pharmaceuticals, Industrial Chemicals and Artificial Sweeteners - AZ11

Labcode: LC0010

Parameter	Unit	Assigned value ± U (k=2)	Result ± U	Criterion	Recovery [%]	z-Score
Bisoprolol	µg/l	0.256 ± 0.0312	- ± -	0.0461	-	-
Carbamazepine	µg/l	0.321 ± 0.0117	- ± -	0.0417	-	-
Cyclamate	µg/l	0.0992 ± 0.0135	0.0817 ± 0.0131	0.0248	82.3	-0.71
Diazepam	µg/l	- ± -	- ± -	-	-	-
Diclofenac	µg/l	2.02 ± 0.0908	- ± -	0.283	-	-
Ibuprofen	µg/l	1.39 ± 0.0714	- ± -	0.167	-	-
Iopamidol	µg/l	23.1 ± 1.24	23.295 ± 6.2897	5.32	101	0.03
Metoprolol	µg/l	0.128 ± 0.00989	- ± -	0.0257	-	-
Saccharin	µg/l	0.745 ± 0.0519	0.759 ± 0.1746	0.112	102	0.12
Sotalol	µg/l	0.116 ± 0.0193	- ± -	0.0255	-	-
Sucralose	µg/l	15.9 ± 0.952	17.23 ± 4.3075	4.77	108	0.28
Sulfamethoxazole	µg/l	0.0619 ± 0.00373	- ± -	0.00743	-	-



Sample: AZ11A

Parameter	Unit	Assigned value ± U (k=2)	Result ± U	Criterion	Recovery [%]	En-Score
4-Acetylaminoantipyrine	µg/l	0.0486 ± 0.00172	- ± -	0.00486	-	-
4-Formylaminoantipyrine	µg/l	0.0676 ± 0.00587	- ± -	0.00879	-	-
10,11-Dihydro-10,11-Dihydroxycarbamazepine	µg/l	- ± -	- ± -	-	-	-
Acesulfame	µg/l	0.307 ± 0.0191	0.3066 ± 0.0552	0.0522	99.9	0.00
Amidotrizoic acid	µg/l	0.0426 ± 0.00378	0.0406 ± 0.011	0.00851	95.4	-0.09
Atenolol	µg/l	0.382 ± 0.0189	- ± -	0.0764	-	-
Benzotriazole	µg/l	0.0898 ± 0.00412	- ± -	0.0108	-	-
Bisoprolol	µg/l	0.282 ± 0.00927	- ± -	0.0282	-	-
Carbamazepine	µg/l	0.0087 ± 0.000846	- ± -	0.00113	-	-
Cyclamate	µg/l	0.315 ± 0.0222	0.3187 ± 0.051	0.0789	101	0.03
Diazepam	µg/l	- ± -	- ± -	-	-	-
Diclofenac	µg/l	0.481 ± 0.0101	- ± -	0.0674	-	-
Ibuprofen	µg/l	0.41 ± 0.0265	- ± -	0.0492	-	-
Iopamidol	µg/l	0.232 ± 0.0149	0.2434 ± 0.0657	0.0534	105	0.09
Metoprolol	µg/l	0.209 ± 0.00755	- ± -	0.0419	-	-
Saccharin	µg/l	0.261 ± 0.0222	0.2095 ± 0.0482	0.0391	80.3	-0.52
Sotalol	µg/l	0.647 ± 0.0221	- ± -	0.142	-	-
Sucralose	µg/l	0.571 ± 0.0363	0.6167 ± 0.1542	0.171	108	0.15
Sulfamethoxazole	µg/l	0.156 ± 0.00742	- ± -	0.0187	-	-

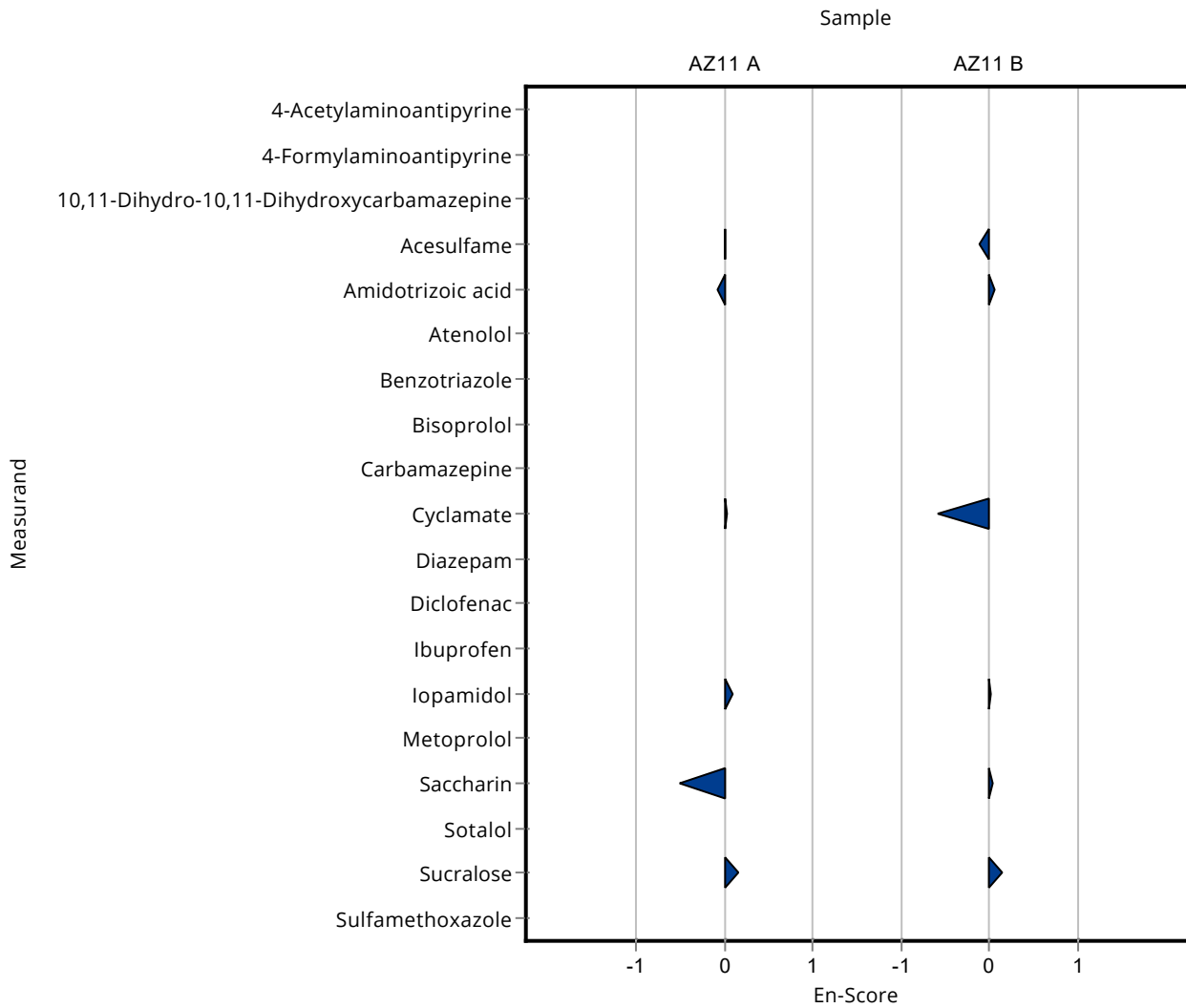
Sample: AZ11B

Parameter	Unit	Assigned value ± U (k=2)	Result ± U	Criterion	Recovery [%]	En-Score
4-Acetylaminoantipyrine	µg/l	0.981 ± 0.0587	- ± -	0.0981	-	-

Summary of results Pharmaceuticals, Industrial Chemicals and Artificial Sweeteners - AZ11 - En-Score

Labcode: LC0010

Parameter	Unit	Assigned value ± U (k=2)	Result ± U	Criterion	Recovery [%]	En-Score
4-Formylaminoantipyrine	µg/l	3.75 ± 0.251	- ± -	0.375	-	-
10,11-Dihydro-10,11-Dihydroxycarbamazepine	µg/l	0.681 ± 0.0557	- ± -	0.136	-	-
Acesulfame	µg/l	1.75 ± 0.154	1.6804 ± 0.3025	0.298	95.8	-0.12
Amidotrizoic acid	µg/l	0.657 ± 0.0323	0.6798 ± 0.1835	0.131	104	0.06
Atenolol	µg/l	0.234 ± 0.0321	- ± -	0.0467	-	-
Benzotriazole	µg/l	4.83 ± 0.14	- ± -	0.58	-	-
Bisoprolol	µg/l	0.256 ± 0.0312	- ± -	0.0461	-	-
Carbamazepine	µg/l	0.321 ± 0.0117	- ± -	0.0417	-	-
Cyclamate	µg/l	0.0992 ± 0.0135	0.0817 ± 0.0131	0.0248	82.3	-0.59
Diazepam	µg/l	- ± -	- ± -	-	-	-
Diclofenac	µg/l	2.02 ± 0.0908	- ± -	0.283	-	-
Ibuprofen	µg/l	1.39 ± 0.0714	- ± -	0.167	-	-
Iopamidol	µg/l	23.1 ± 1.24	23.295 ± 6.2897	5.32	101	0.01
Metoprolol	µg/l	0.128 ± 0.00989	- ± -	0.0257	-	-
Saccharin	µg/l	0.745 ± 0.0519	0.759 ± 0.1746	0.112	102	0.04
Sotalol	µg/l	0.116 ± 0.0193	- ± -	0.0255	-	-
Sucralose	µg/l	15.9 ± 0.952	17.23 ± 4.3075	4.77	108	0.15
Sulfamethoxazole	µg/l	0.0619 ± 0.00373	- ± -	0.00743	-	-



Summary of results Pharmaceuticals, Industrial Chemicals and Artificial Sweeteners - AZ11

Labcode: LC0011

Sample: AZ11A

Parameter	Unit	Assigned value ± U (k=2)	Result ± U	Criterion	Recovery [%]	z-Score
4-Acetylaminoantipyrine	µg/l	0.0486 ± 0.00172	0.0501 ± 0.0125	0.00486	103	0.32
4-Formylaminoantipyrine	µg/l	0.0676 ± 0.00587	0.0763 ± 0.0191	0.00879	113	0.99
10,11-Dihydro-10,11-Dihydroxycarbamazepine	µg/l	- ± -	0.0731 ± 0.0183	-	-	-
Acesulfame	µg/l	0.307 ± 0.0191	0.3447 ± 0.0862	0.0522	112	0.72
Amidotrizoic acid	µg/l	0.0426 ± 0.00378	0.0484 ± 0.0121	0.00851	114	0.69
Atenolol	µg/l	0.382 ± 0.0189	0.3412 ± 0.0853	0.0764	89.4	-0.53
Benzotriazole	µg/l	0.0898 ± 0.00412	0.0947 ± 0.0237	0.0108	105	0.46
Bisoprolol	µg/l	0.282 ± 0.00927	0.2659 ± 0.0665	0.0282	94.4	-0.56
Carbamazepine	µg/l	0.0087 ± 0.000846	0.0101 ± 0.0025	0.00113	116	1.24
Cyclamate	µg/l	0.315 ± 0.0222	0.3407 ± 0.0852	0.0789	108	0.32
Diazepam	µg/l	- ± -	0.073 ± 0.0183	-	-	-
Diclofenac	µg/l	0.481 ± 0.0101	0.4769 ± 0.1192	0.0674	99.1	-0.07
Ibuprofen	µg/l	0.41 ± 0.0265	- ± -	0.0492	-	-
Iopamidol	µg/l	0.232 ± 0.0149	0.292 ± 0.073	0.0534	126	1.12
Metoprolol	µg/l	0.209 ± 0.00755	0.205 ± 0.0513	0.0419	97.9	-0.10
Saccharin	µg/l	0.261 ± 0.0222	0.2446 ± 0.0612	0.0391	93.8	-0.42
Sotalol	µg/l	0.647 ± 0.0221	0.6206 ± 0.1552	0.142	95.9	-0.19
Sucralose	µg/l	0.571 ± 0.0363	0.6143 ± 0.1536	0.171	108	0.26
Sulfamethoxazole	µg/l	0.156 ± 0.00742	0.1724 ± 0.0431	0.0187	111	0.89

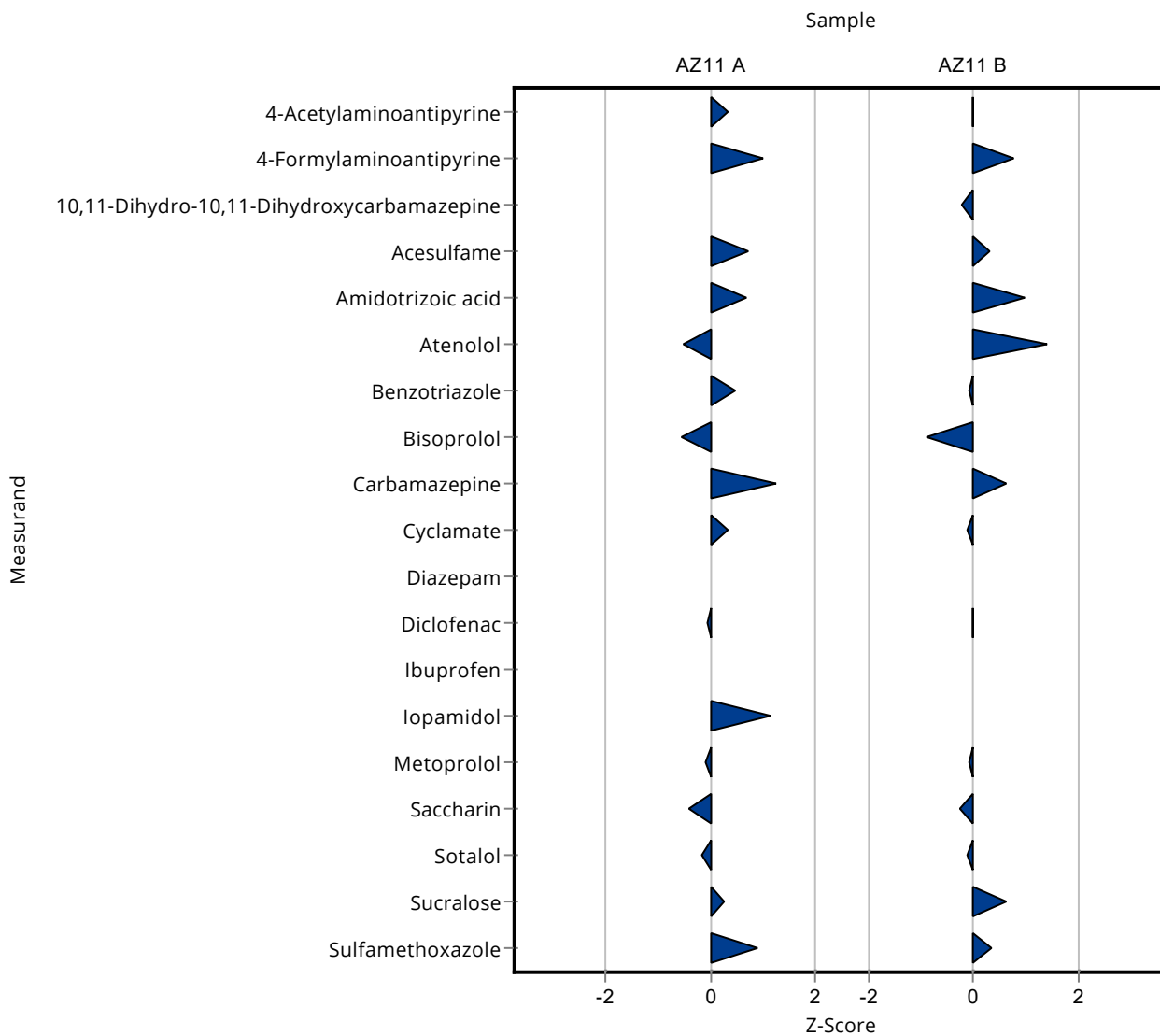
Sample: AZ11B

Parameter	Unit	Assigned value ± U (k=2)	Result ± U	Criterion	Recovery [%]	z-Score
4-Acetylaminoantipyrine	µg/l	0.981 ± 0.0587	0.9816 ± 0.2454	0.0981	100	0.01
4-Formylaminoantipyrine	µg/l	3.75 ± 0.251	4.039 ± 1.0097	0.375	108	0.79
10,11-Dihydro-10,11-Dihydroxycarbamazepine	µg/l	0.681 ± 0.0557	0.6537 ± 0.1634	0.136	96	-0.20
Acesulfame	µg/l	1.75 ± 0.154	1.846 ± 0.4615	0.298	105	0.31
Amidotrizoic acid	µg/l	0.657 ± 0.0323	0.7861 ± 0.1965	0.131	120	0.98
Atenolol	µg/l	0.234 ± 0.0321	0.3 ± 0.075	0.0467	128	1.42
Benzotriazole	µg/l	4.83 ± 0.14	4.795 ± 1.199	0.58	99.2	-0.07

Summary of results Pharmaceuticals, Industrial Chemicals and Artificial Sweeteners - AZ11

Labcode: LC0011

Parameter	Unit	Assigned value ± U (k=2)	Result ± U	Criterion	Recovery [%]	z-Score
Bisoprolol	µg/l	0.256 ± 0.0312	0.2159 ± 0.054	0.0461	84.2	-0.88
Carbamazepine	µg/l	0.321 ± 0.0117	0.3471 ± 0.0868	0.0417	108	0.63
Cyclamate	µg/l	0.0992 ± 0.0135	0.0967 ± 0.0242	0.0248	97.5	-0.10
Diazepam	µg/l	- ± -	0.642 ± 0.1605	-	-	-
Diclofenac	µg/l	2.02 ± 0.0908	2.0239 ± 0.506	0.283	100	0.01
Ibuprofen	µg/l	1.39 ± 0.0714	- ± -	0.167	-	-
Iopamidol	µg/l	23.1 ± 1.24	- ± -	5.32	-	-
Metoprolol	µg/l	0.128 ± 0.00989	0.1267 ± 0.0317	0.0257	98.6	-0.07
Saccharin	µg/l	0.745 ± 0.0519	0.7153 ± 0.1788	0.112	96	-0.27
Sotalol	µg/l	0.116 ± 0.0193	0.1129 ± 0.0282	0.0255	97.4	-0.12
Sucralose	µg/l	15.9 ± 0.952	18.86 ± 4.715	4.77	119	0.62
Sulfamethoxazole	µg/l	0.0619 ± 0.00373	0.0645 ± 0.0161	0.00743	104	0.35



Sample: AZ11A

Parameter	Unit	Assigned value ± U (k=2)	Result ± U	Criterion	Recovery [%]	En-Score
4-Acetylaminoantipyrine	µg/l	0.0486 ± 0.00172	0.0501 ± 0.0125	0.00486	103	0.06
4-Formylaminoantipyrine	µg/l	0.0676 ± 0.00587	0.0763 ± 0.0191	0.00879	113	0.22
10,11-Dihydro-10,11-Dihydroxycarbamazepine	µg/l	- ± -	0.0731 ± 0.0183	-	-	-
Acesulfame	µg/l	0.307 ± 0.0191	0.3447 ± 0.0862	0.0522	112	0.22
Amidotrizoic acid	µg/l	0.0426 ± 0.00378	0.0484 ± 0.0121	0.00851	114	0.24
Atenolol	µg/l	0.382 ± 0.0189	0.3412 ± 0.0853	0.0764	89.4	-0.24
Benzotriazole	µg/l	0.0898 ± 0.00412	0.0947 ± 0.0237	0.0108	105	0.10
Bisoprolol	µg/l	0.282 ± 0.00927	0.2659 ± 0.0665	0.0282	94.4	-0.12
Carbamazepine	µg/l	0.0087 ± 0.000846	0.0101 ± 0.0025	0.00113	116	0.28
Cyclamate	µg/l	0.315 ± 0.0222	0.3407 ± 0.0852	0.0789	108	0.15
Diazepam	µg/l	- ± -	0.073 ± 0.0183	-	-	-
Diclofenac	µg/l	0.481 ± 0.0101	0.4769 ± 0.1192	0.0674	99.1	-0.02
Ibuprofen	µg/l	0.41 ± 0.0265	- ± -	0.0492	-	-
Iopamidol	µg/l	0.232 ± 0.0149	0.292 ± 0.073	0.0534	126	0.41
Metoprolol	µg/l	0.209 ± 0.00755	0.205 ± 0.0513	0.0419	97.9	-0.04
Saccharin	µg/l	0.261 ± 0.0222	0.2446 ± 0.0612	0.0391	93.8	-0.13
Sotalol	µg/l	0.647 ± 0.0221	0.6206 ± 0.1552	0.142	95.9	-0.09
Sucralose	µg/l	0.571 ± 0.0363	0.6143 ± 0.1536	0.171	108	0.14
Sulfamethoxazole	µg/l	0.156 ± 0.00742	0.1724 ± 0.0431	0.0187	111	0.19

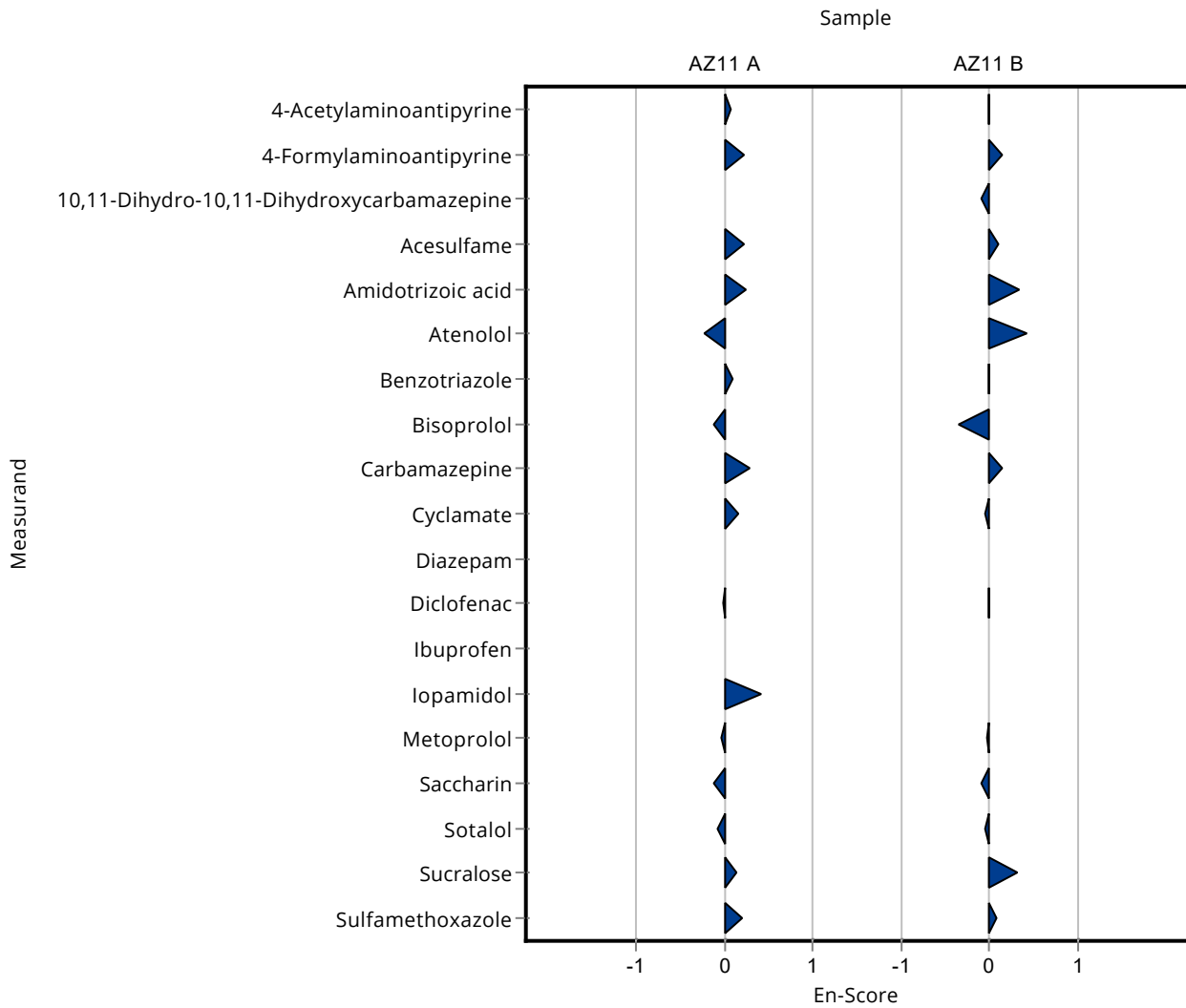
Sample: AZ11B

Parameter	Unit	Assigned value ± U (k=2)	Result ± U	Criterion	Recovery [%]	En-Score
4-Acetylaminoantipyrine	µg/l	0.981 ± 0.0587	0.9816 ± 0.2454	0.0981	100	0.00

Summary of results Pharmaceuticals, Industrial Chemicals and Artificial Sweeteners - AZ11 - En-Score

Labcode: LC0011

Parameter	Unit	Assigned value ± U (k=2)	Result ± U	Criterion	Recovery [%]	En-Score
4-Formylaminoantipyrine	µg/l	3.75 ± 0.251	4.039 ± 1.0097	0.375	108	0.14
10,11-Dihydro-10,11-Dihydroxycarbamazepine	µg/l	0.681 ± 0.0557	0.6537 ± 0.1634	0.136	96	-0.08
Acesulfame	µg/l	1.75 ± 0.154	1.846 ± 0.4615	0.298	105	0.10
Amidotrizoic acid	µg/l	0.657 ± 0.0323	0.7861 ± 0.1965	0.131	120	0.33
Atenolol	µg/l	0.234 ± 0.0321	0.3 ± 0.075	0.0467	128	0.43
Benzotriazole	µg/l	4.83 ± 0.14	4.795 ± 1.199	0.58	99.2	-0.02
Bisoprolol	µg/l	0.256 ± 0.0312	0.2159 ± 0.054	0.0461	84.2	-0.36
Carbamazepine	µg/l	0.321 ± 0.0117	0.3471 ± 0.0868	0.0417	108	0.15
Cyclamate	µg/l	0.0992 ± 0.0135	0.0967 ± 0.0242	0.0248	97.5	-0.05
Diazepam	µg/l	- ± -	0.642 ± 0.1605	-	-	-
Diclofenac	µg/l	2.02 ± 0.0908	2.0239 ± 0.506	0.283	100	0.00
Ibuprofen	µg/l	1.39 ± 0.0714	- ± -	0.167	-	-
Iopamidol	µg/l	23.1 ± 1.24	- ± -	5.32	-	-
Metoprolol	µg/l	0.128 ± 0.00989	0.1267 ± 0.0317	0.0257	98.6	-0.03
Saccharin	µg/l	0.745 ± 0.0519	0.7153 ± 0.1788	0.112	96	-0.08
Sotalol	µg/l	0.116 ± 0.0193	0.1129 ± 0.0282	0.0255	97.4	-0.05
Sucralose	µg/l	15.9 ± 0.952	18.86 ± 4.715	4.77	119	0.31
Sulfamethoxazole	µg/l	0.0619 ± 0.00373	0.0645 ± 0.0161	0.00743	104	0.08



Summary of results Pharmaceuticals, Industrial Chemicals and Artificial Sweeteners - AZ11

Labcode: LC0012

Sample: AZ11A

Parameter	Unit	Assigned value ± U (k=2)	Result ± U	Criterion	Recovery [%]	z-Score
4-Acetylaminoantipyrine	µg/l	0.0486 ± 0.00172	- ± -	0.00486	-	-
4-Formylaminoantipyrine	µg/l	0.0676 ± 0.00587	- ± -	0.00879	-	-
10,11-Dihydro-10,11-Dihydroxycarbamazepine	µg/l	- ± -	- ± -	-	-	-
Acesulfame	µg/l	0.307 ± 0.0191	0.344 ± 0.1	0.0522	112	0.71
Amidotrizoic acid	µg/l	0.0426 ± 0.00378	0.028 ± 0.017	0.00851	65.8	-1.71
Atenolol	µg/l	0.382 ± 0.0189	- ± -	0.0764	-	-
Benzotriazole	µg/l	0.0898 ± 0.00412	- ± -	0.0108	-	-
Bisoprolol	µg/l	0.282 ± 0.00927	- ± -	0.0282	-	-
Carbamazepine	µg/l	0.0087 ± 0.000846	- ± -	0.00113	-	-
Cyclamate	µg/l	0.315 ± 0.0222	0.332 ± 0.09	0.0789	105	0.21
Diazepam	µg/l	- ± -	- ± -	-	-	-
Diclofenac	µg/l	0.481 ± 0.0101	0.464 ± 0.25	0.0674	96.4	-0.26
Ibuprofen	µg/l	0.41 ± 0.0265	0.415 ± 0.15	0.0492	101	0.11
Iopamidol	µg/l	0.232 ± 0.0149	0.158 ± 0.047	0.0534	68.1	-1.39
Metoprolol	µg/l	0.209 ± 0.00755	- ± -	0.0419	-	-
Saccharin	µg/l	0.261 ± 0.0222	0.234 ± 0.07	0.0391	89.7	-0.69
Sotalol	µg/l	0.647 ± 0.0221	- ± -	0.142	-	-
Sucralose	µg/l	0.571 ± 0.0363	0.5 ± 0.14	0.171	87.6	-0.41
Sulfamethoxazole	µg/l	0.156 ± 0.00742	0.172 ± 0.035	0.0187	110	0.87

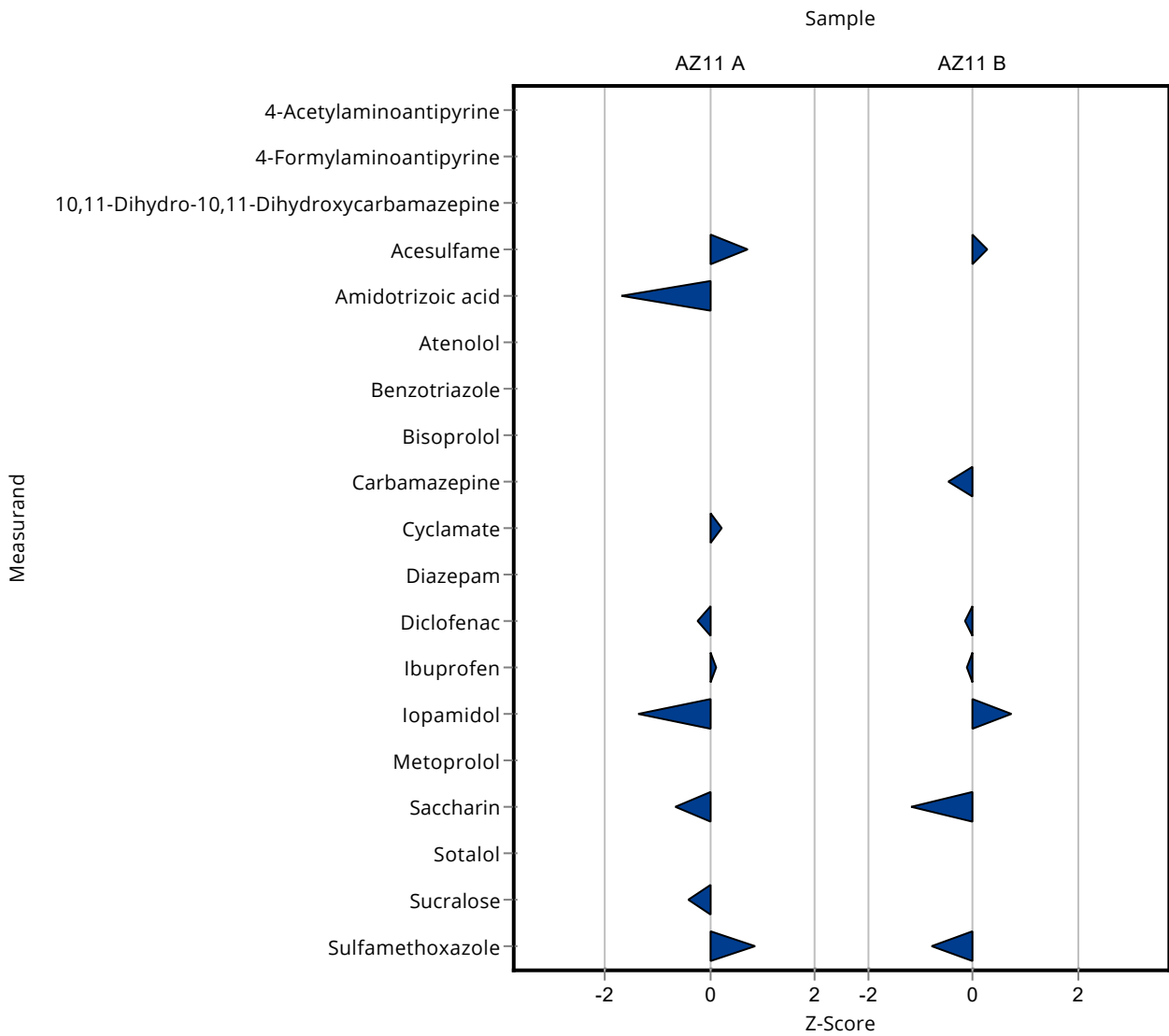
Sample: AZ11B

Parameter	Unit	Assigned value ± U (k=2)	Result ± U	Criterion	Recovery [%]	z-Score
4-Acetylaminoantipyrine	µg/l	0.981 ± 0.0587	- ± -	0.0981	-	-
4-Formylaminoantipyrine	µg/l	3.75 ± 0.251	- ± -	0.375	-	-
10,11-Dihydro-10,11-Dihydroxycarbamazepine	µg/l	0.681 ± 0.0557	- ± -	0.136	-	-
Acesulfame	µg/l	1.75 ± 0.154	1.84 ± 0.52	0.298	105	0.29
Amidotrizoic acid	µg/l	0.657 ± 0.0323	- ± -	0.131	-	-
Atenolol	µg/l	0.234 ± 0.0321	- ± -	0.0467	-	-
Benzotriazole	µg/l	4.83 ± 0.14	- ± -	0.58	-	-

Summary of results Pharmaceuticals, Industrial Chemicals and Artificial Sweeteners - AZ11

Labcode: LC0012

Parameter	Unit	Assigned value ± U (k=2)	Result ± U	Criterion	Recovery [%]	z-Score
Bisoprolol	µg/l	0.256 ± 0.0312	- ± -	0.0461	-	-
Carbamazepine	µg/l	0.321 ± 0.0117	0.301 ± 0.099	0.0417	93.8	-0.48
Cyclamate	µg/l	0.0992 ± 0.0135	- ± -	0.0248	-	-
Diazepam	µg/l	- ± -	- ± -	-	-	-
Diclofenac	µg/l	2.02 ± 0.0908	1.976 ± 1.085	0.283	97.8	-0.16
Ibuprofen	µg/l	1.39 ± 0.0714	1.37 ± 0.48	0.167	98.6	-0.12
Iopamidol	µg/l	23.1 ± 1.24	27.009 ± 8.1	5.32	117	0.73
Metoprolol	µg/l	0.128 ± 0.00989	- ± -	0.0257	-	-
Saccharin	µg/l	0.745 ± 0.0519	0.615 ± 0.17	0.112	82.5	-1.16
Sotalol	µg/l	0.116 ± 0.0193	- ± -	0.0255	-	-
Sucralose	µg/l	15.9 ± 0.952	- ± -	4.77	-	-
Sulfamethoxazole	µg/l	0.0619 ± 0.00373	0.056 ± 0.011	0.00743	90.5	-0.79



Sample: AZ11A

Parameter	Unit	Assigned value ± U (k=2)	Result ± U	Criterion	Recovery [%]	En-Score
4-Acetylaminoantipyrine	µg/l	0.0486 ± 0.00172	- ± -	0.00486	-	-
4-Formylaminoantipyrine	µg/l	0.0676 ± 0.00587	- ± -	0.00879	-	-
10,11-Dihydro-10,11-Dihydroxycarbamazepine	µg/l	- ± -	- ± -	-	-	-
Acesulfame	µg/l	0.307 ± 0.0191	0.344 ± 0.1	0.0522	112	0.18
Amidotrizoic acid	µg/l	0.0426 ± 0.00378	0.028 ± 0.017	0.00851	65.8	-0.43
Atenolol	µg/l	0.382 ± 0.0189	- ± -	0.0764	-	-
Benzotriazole	µg/l	0.0898 ± 0.00412	- ± -	0.0108	-	-
Bisoprolol	µg/l	0.282 ± 0.00927	- ± -	0.0282	-	-
Carbamazepine	µg/l	0.0087 ± 0.000846	- ± -	0.00113	-	-
Cyclamate	µg/l	0.315 ± 0.0222	0.332 ± 0.09	0.0789	105	0.09
Diazepam	µg/l	- ± -	- ± -	-	-	-
Diclofenac	µg/l	0.481 ± 0.0101	0.464 ± 0.25	0.0674	96.4	-0.03
Ibuprofen	µg/l	0.41 ± 0.0265	0.415 ± 0.15	0.0492	101	0.02
Iopamidol	µg/l	0.232 ± 0.0149	0.158 ± 0.047	0.0534	68.1	-0.78
Metoprolol	µg/l	0.209 ± 0.00755	- ± -	0.0419	-	-
Saccharin	µg/l	0.261 ± 0.0222	0.234 ± 0.07	0.0391	89.7	-0.19
Sotalol	µg/l	0.647 ± 0.0221	- ± -	0.142	-	-
Sucralose	µg/l	0.571 ± 0.0363	0.5 ± 0.14	0.171	87.6	-0.25
Sulfamethoxazole	µg/l	0.156 ± 0.00742	0.172 ± 0.035	0.0187	110	0.23

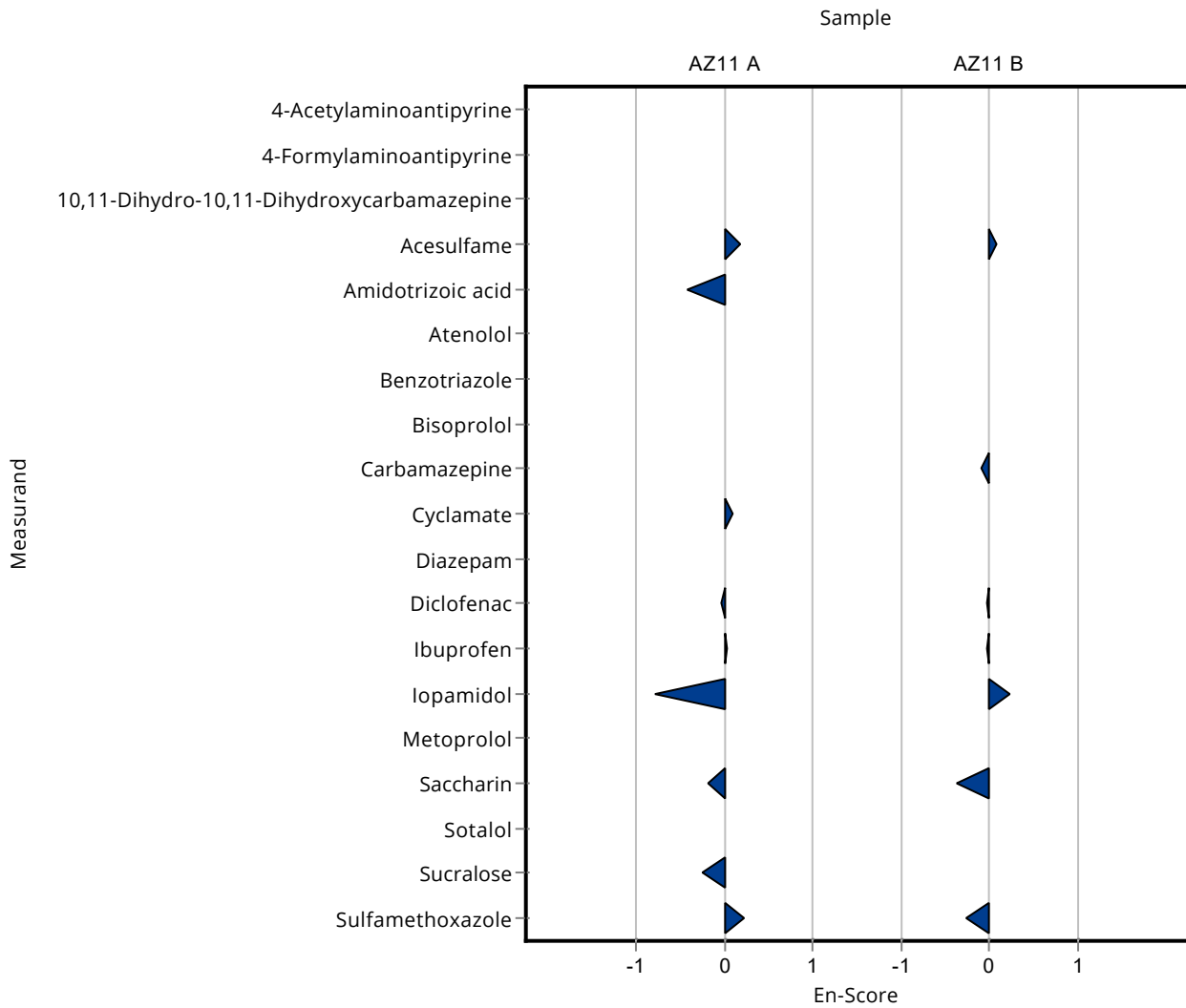
Sample: AZ11B

Parameter	Unit	Assigned value ± U (k=2)	Result ± U	Criterion	Recovery [%]	En-Score
4-Acetylaminoantipyrine	µg/l	0.981 ± 0.0587	- ± -	0.0981	-	-

Summary of results Pharmaceuticals, Industrial Chemicals and Artificial
Sweeteners - AZ11 - En-Score

Labcode: LC0012

Parameter	Unit	Assigned value ± U (k=2)	Result ± U	Criterion	Recovery [%]	En-Score
4-Formylaminoantipyrine	µg/l	3.75 ± 0.251	- ± -	0.375	-	-
10,11-Dihydro-10,11-Dihydroxycarbamazepine	µg/l	0.681 ± 0.0557	- ± -	0.136	-	-
Acesulfame	µg/l	1.75 ± 0.154	1.84 ± 0.52	0.298	105	0.08
Amidotrizoic acid	µg/l	0.657 ± 0.0323	- ± -	0.131	-	-
Atenolol	µg/l	0.234 ± 0.0321	- ± -	0.0467	-	-
Benzotriazole	µg/l	4.83 ± 0.14	- ± -	0.58	-	-
Bisoprolol	µg/l	0.256 ± 0.0312	- ± -	0.0461	-	-
Carbamazepine	µg/l	0.321 ± 0.0117	0.301 ± 0.099	0.0417	93.8	-0.10
Cyclamate	µg/l	0.0992 ± 0.0135	- ± -	0.0248	-	-
Diazepam	µg/l	- ± -	- ± -	-	-	-
Diclofenac	µg/l	2.02 ± 0.0908	1.976 ± 1.085	0.283	97.8	-0.02
Ibuprofen	µg/l	1.39 ± 0.0714	1.37 ± 0.48	0.167	98.6	-0.02
Iopamidol	µg/l	23.1 ± 1.24	27.009 ± 8.1	5.32	117	0.24
Metoprolol	µg/l	0.128 ± 0.00989	- ± -	0.0257	-	-
Saccharin	µg/l	0.745 ± 0.0519	0.615 ± 0.17	0.112	82.5	-0.38
Sotalol	µg/l	0.116 ± 0.0193	- ± -	0.0255	-	-
Sucralose	µg/l	15.9 ± 0.952	- ± -	4.77	-	-
Sulfamethoxazole	µg/l	0.0619 ± 0.00373	0.056 ± 0.011	0.00743	90.5	-0.26



Summary of results Pharmaceuticals, Industrial Chemicals and Artificial Sweeteners - AZ11

Labcode: LC0013

Sample: AZ11A

Parameter	Unit	Assigned value ± U (k=2)	Result ± U	Criterion	Recovery [%]	z-Score
4-Acetylaminoantipyrine	µg/l	0.0486 ± 0.00172	- ± -	0.00486	-	-
4-Formylaminoantipyrine	µg/l	0.0676 ± 0.00587	- ± -	0.00879	-	-
10,11-Dihydro-10,11-Dihydroxycarbamazepine	µg/l	- ± -	- ± -	-	-	-
Acesulfame	µg/l	0.307 ± 0.0191	0.623 ± 0.093	0.0522	203	6.05
Amidotrizoic acid	µg/l	0.0426 ± 0.00378	0.055 ± 0.008	0.00851	129	1.46
Atenolol	µg/l	0.382 ± 0.0189	0.388 ± 0.058	0.0764	102	0.08
Benzotriazole	µg/l	0.0898 ± 0.00412	0.127 ± 0.019	0.0108	141	3.45
Bisoprolol	µg/l	0.282 ± 0.00927	- ± -	0.0282	-	-
Carbamazepine	µg/l	0.0087 ± 0.000846	0.009 ± 0.001	0.00113	103	0.27
Cyclamate	µg/l	0.315 ± 0.0222	0.307 ± 0.046	0.0789	97.3	-0.11
Diazepam	µg/l	- ± -	- ± -	-	-	-
Diclofenac	µg/l	0.481 ± 0.0101	0.516 ± 0.077	0.0674	107	0.51
Ibuprofen	µg/l	0.41 ± 0.0265	0.208 ± 0.031	0.0492	50.8	-4.10
Iopamidol	µg/l	0.232 ± 0.0149	- ± -	0.0534	-	-
Metoprolol	µg/l	0.209 ± 0.00755	0.262 ± 0.039	0.0419	125	1.26
Saccharin	µg/l	0.261 ± 0.0222	0.419 ± 0.063	0.0391	161	4.04
Sotalol	µg/l	0.647 ± 0.0221	0.907 ± 0.136	0.142	140	1.82
Sucralose	µg/l	0.571 ± 0.0363	0.732 ± 0.11	0.171	128	0.94
Sulfamethoxazole	µg/l	0.156 ± 0.00742	0.182 ± 0.027	0.0187	117	1.40

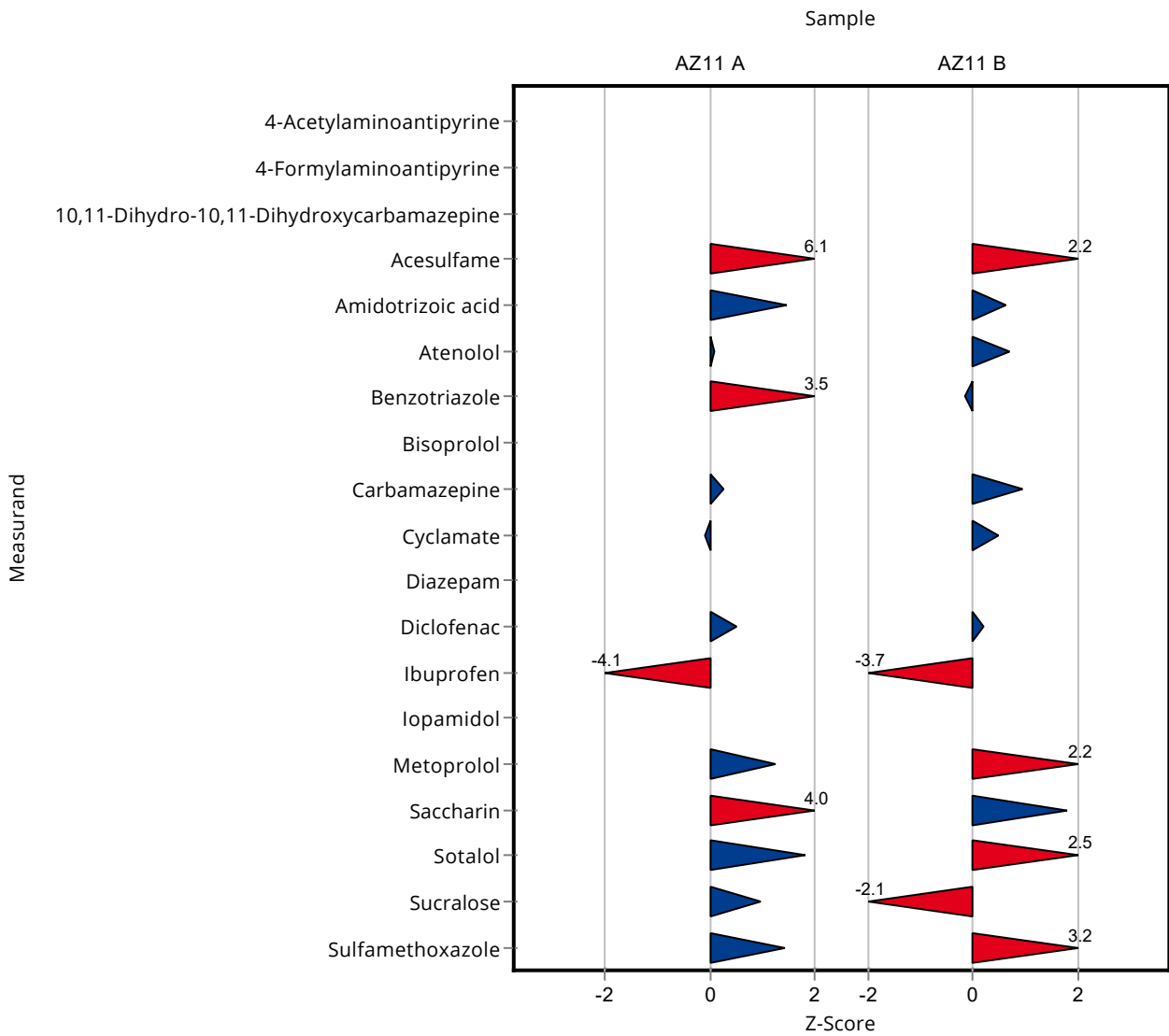
Sample: AZ11B

Parameter	Unit	Assigned value ± U (k=2)	Result ± U	Criterion	Recovery [%]	z-Score
4-Acetylaminoantipyrine	µg/l	0.981 ± 0.0587	- ± -	0.0981	-	-
4-Formylaminoantipyrine	µg/l	3.75 ± 0.251	- ± -	0.375	-	-
10,11-Dihydro-10,11-Dihydroxycarbamazepine	µg/l	0.681 ± 0.0557	- ± -	0.136	-	-
Acesulfame	µg/l	1.75 ± 0.154	2.408 ± 0.361	0.298	137	2.20
Amidotrizoic acid	µg/l	0.657 ± 0.0323	0.742 ± 0.111	0.131	113	0.65
Atenolol	µg/l	0.234 ± 0.0321	0.266 ± 0.04	0.0467	114	0.69
Benzotriazole	µg/l	4.83 ± 0.14	4.75 ± 0.713	0.58	98.3	-0.14

Summary of results Pharmaceuticals, Industrial Chemicals and Artificial Sweeteners - AZ11

Labcode: LC0013

Parameter	Unit	Assigned value ± U (k=2)	Result ± U	Criterion	Recovery [%]	z-Score
Bisoprolol	µg/l	0.256 ± 0.0312	- ± -	0.0461	-	-
Carbamazepine	µg/l	0.321 ± 0.0117	0.36 ± 0.054	0.0417	112	0.94
Cyclamate	µg/l	0.0992 ± 0.0135	0.111 ± 0.017	0.0248	112	0.47
Diazepam	µg/l	- ± -	- ± -	-	-	-
Diclofenac	µg/l	2.02 ± 0.0908	2.078 ± 0.312	0.283	103	0.20
Ibuprofen	µg/l	1.39 ± 0.0714	0.781 ± 0.117	0.167	56.2	-3.65
Iopamidol	µg/l	23.1 ± 1.24	- ± -	5.32	-	-
Metoprolol	µg/l	0.128 ± 0.00989	0.186 ± 0.028	0.0257	145	2.24
Saccharin	µg/l	0.745 ± 0.0519	0.948 ± 0.142	0.112	127	1.81
Sotalol	µg/l	0.116 ± 0.0193	0.18 ± 0.027	0.0255	155	2.51
Sucralose	µg/l	15.9 ± 0.952	5.727 ± 0.859	4.77	36	-2.13
Sulfamethoxazole	µg/l	0.0619 ± 0.00373	0.086 ± 0.013	0.00743	139	3.25



Sample: AZ11A

Parameter	Unit	Assigned value ± U (k=2)	Result ± U	Criterion	Recovery [%]	En-Score
4-Acetylaminoantipyrine	µg/l	0.0486 ± 0.00172	- ± -	0.00486	-	-
4-Formylaminoantipyrine	µg/l	0.0676 ± 0.00587	- ± -	0.00879	-	-
10,11-Dihydro-10,11-Dihydroxycarbamazepine	µg/l	- ± -	- ± -	-	-	-
Acesulfame	µg/l	0.307 ± 0.0191	0.623 ± 0.093	0.0522	203	1.69
Amidotrizoic acid	µg/l	0.0426 ± 0.00378	0.055 ± 0.008	0.00851	129	0.76
Atenolol	µg/l	0.382 ± 0.0189	0.388 ± 0.058	0.0764	102	0.05
Benzotriazole	µg/l	0.0898 ± 0.00412	0.127 ± 0.019	0.0108	141	0.97
Bisoprolol	µg/l	0.282 ± 0.00927	- ± -	0.0282	-	-
Carbamazepine	µg/l	0.0087 ± 0.000846	0.009 ± 0.001	0.00113	103	0.14
Cyclamate	µg/l	0.315 ± 0.0222	0.307 ± 0.046	0.0789	97.3	-0.09
Diazepam	µg/l	- ± -	- ± -	-	-	-
Diclofenac	µg/l	0.481 ± 0.0101	0.516 ± 0.077	0.0674	107	0.22
Ibuprofen	µg/l	0.41 ± 0.0265	0.208 ± 0.031	0.0492	50.8	-2.99
Iopamidol	µg/l	0.232 ± 0.0149	- ± -	0.0534	-	-
Metoprolol	µg/l	0.209 ± 0.00755	0.262 ± 0.039	0.0419	125	0.67
Saccharin	µg/l	0.261 ± 0.0222	0.419 ± 0.063	0.0391	161	1.24
Sotalol	µg/l	0.647 ± 0.0221	0.907 ± 0.136	0.142	140	0.95
Sucralose	µg/l	0.571 ± 0.0363	0.732 ± 0.11	0.171	128	0.72
Sulfamethoxazole	µg/l	0.156 ± 0.00742	0.182 ± 0.027	0.0187	117	0.48

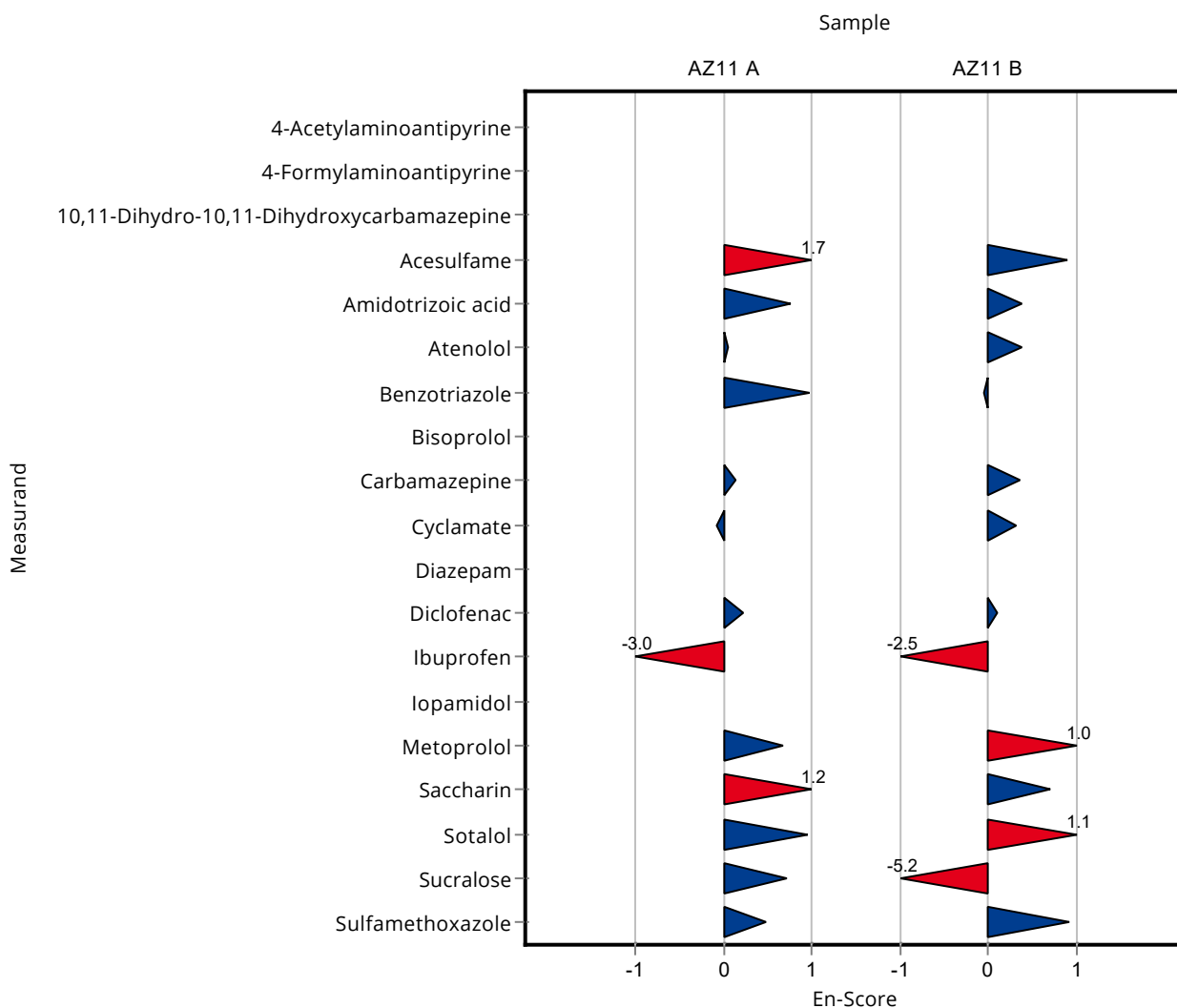
Sample: AZ11B

Parameter	Unit	Assigned value ± U (k=2)	Result ± U	Criterion	Recovery [%]	En-Score
4-Acetylaminoantipyrine	µg/l	0.981 ± 0.0587	- ± -	0.0981	-	-

Summary of results Pharmaceuticals, Industrial Chemicals and Artificial
 Sweeteners - AZ11 - En-Score

Labcode: LC0013

Parameter	Unit	Assigned value ± U (k=2)	Result ± U	Criterion Recovery	En-Score	En-Score [%]
4-Formylaminoantipyrine	µg/l	3.75 ± 0.251	- ± -	0.375	-	-
10,11-Dihydro-10,11-Dihydroxycarbamazepine	µg/l	0.681 ± 0.0557	- ± -	0.136	-	-
Acesulfame	µg/l	1.75 ± 0.154	2.408 ± 0.361	0.298	137	0.89
Amidotrizoic acid	µg/l	0.657 ± 0.0323	0.742 ± 0.111	0.131	113	0.38
Atenolol	µg/l	0.234 ± 0.0321	0.266 ± 0.04	0.0467	114	0.37
Benzotriazole	µg/l	4.83 ± 0.14	4.75 ± 0.713	0.58	98.3	-0.06
Bisoprolol	µg/l	0.256 ± 0.0312	- ± -	0.0461	-	-
Carbamazepine	µg/l	0.321 ± 0.0117	0.36 ± 0.054	0.0417	112	0.36
Cyclamate	µg/l	0.0992 ± 0.0135	0.111 ± 0.017	0.0248	112	0.32
Diazepam	µg/l	- ± -	- ± -	-	-	-
Diclofenac	µg/l	2.02 ± 0.0908	2.078 ± 0.312	0.283	103	0.09
Ibuprofen	µg/l	1.39 ± 0.0714	0.781 ± 0.117	0.167	56.2	-2.49
Iopamidol	µg/l	23.1 ± 1.24	- ± -	5.32	-	-
Metoprolol	µg/l	0.128 ± 0.00989	0.186 ± 0.028	0.0257	145	1.01
Saccharin	µg/l	0.745 ± 0.0519	0.948 ± 0.142	0.112	127	0.70
Sotalol	µg/l	0.116 ± 0.0193	0.18 ± 0.027	0.0255	155	1.12
Sucralose	µg/l	15.9 ± 0.952	5.727 ± 0.859	4.77	36	-5.18
Sulfamethoxazole	µg/l	0.0619 ± 0.00373	0.086 ± 0.013	0.00743	139	0.92



Summary of results Pharmaceuticals, Industrial Chemicals and Artificial Sweeteners - AZ11

Labcode: LC0014

Sample: AZ11A

Parameter	Unit	Assigned value ± U (k=2)	Result ± U	Criterion	Recovery [%]	z-Score
4-Acetylaminoantipyrine	µg/l	0.0486 ± 0.00172	- ± -	0.00486	-	-
4-Formylaminoantipyrine	µg/l	0.0676 ± 0.00587	0.062 ± 0.019	0.00879	91.7	-0.64
10,11-Dihydro-10,11-Dihydroxycarbamazepine	µg/l	- ± -	- ± -	-	-	-
Acesulfame	µg/l	0.307 ± 0.0191	0.295 ± 0.088	0.0522	96.1	-0.23
Amidotrizoic acid	µg/l	0.0426 ± 0.00378	0.041 ± 0.012	0.00851	96.3	-0.18
Atenolol	µg/l	0.382 ± 0.0189	- ± -	0.0764	-	-
Benzotriazole	µg/l	0.0898 ± 0.00412	0.081 ± 0.024	0.0108	90.2	-0.82
Bisoprolol	µg/l	0.282 ± 0.00927	- ± -	0.0282	-	-
Carbamazepine	µg/l	0.0087 ± 0.000846	- ± -	0.00113	-	-
Cyclamate	µg/l	0.315 ± 0.0222	0.307 ± 0.092	0.0789	97.3	-0.11
Diazepam	µg/l	- ± -	- ± -	-	-	-
Diclofenac	µg/l	0.481 ± 0.0101	0.495 ± 0.149	0.0674	103	0.20
Ibuprofen	µg/l	0.41 ± 0.0265	- ± -	0.0492	-	-
Iopamidol	µg/l	0.232 ± 0.0149	0.23 ± 0.069	0.0534	99.1	-0.04
Metoprolol	µg/l	0.209 ± 0.00755	- ± -	0.0419	-	-
Saccharin	µg/l	0.261 ± 0.0222	0.266 ± 0.08	0.0391	102	0.13
Sotalol	µg/l	0.647 ± 0.0221	- ± -	0.142	-	-
Sucralose	µg/l	0.571 ± 0.0363	0.553 ± 0.276	0.171	96.9	-0.10
Sulfamethoxazole	µg/l	0.156 ± 0.00742	0.162 ± 0.049	0.0187	104	0.33

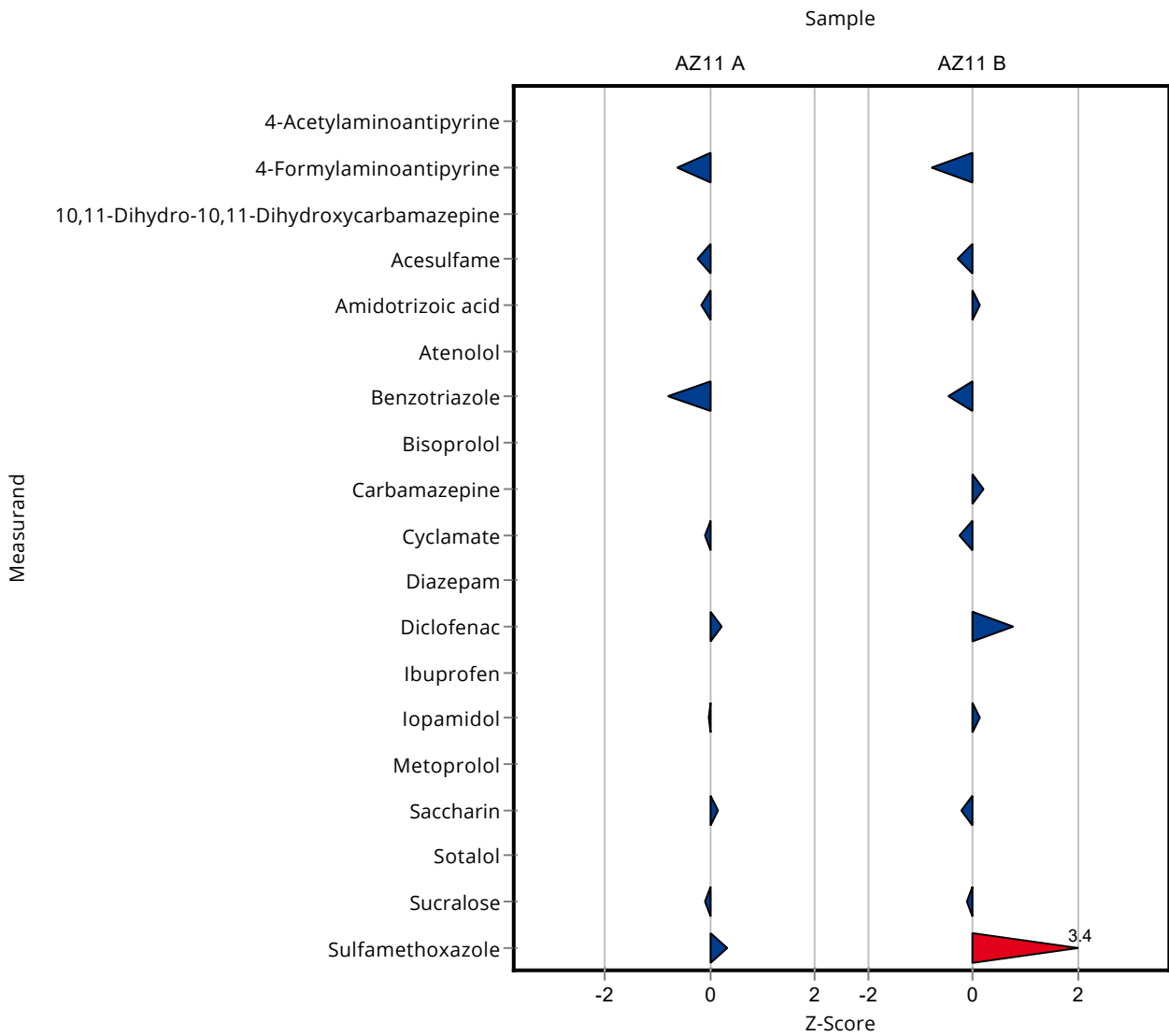
Sample: AZ11B

Parameter	Unit	Assigned value ± U (k=2)	Result ± U	Criterion	Recovery [%]	z-Score
4-Acetylaminoantipyrine	µg/l	0.981 ± 0.0587	- ± -	0.0981	-	-
4-Formylaminoantipyrine	µg/l	3.75 ± 0.251	3.449 ± 1.035	0.375	92.1	-0.79
10,11-Dihydro-10,11-Dihydroxycarbamazepine	µg/l	0.681 ± 0.0557	- ± -	0.136	-	-
Acesulfame	µg/l	1.75 ± 0.154	1.664 ± 0.499	0.298	94.9	-0.30
Amidotrizoic acid	µg/l	0.657 ± 0.0323	0.677 ± 0.203	0.131	103	0.15
Atenolol	µg/l	0.234 ± 0.0321	- ± -	0.0467	-	-
Benzotriazole	µg/l	4.83 ± 0.14	4.572 ± 1.372	0.58	94.6	-0.45

Summary of results Pharmaceuticals, Industrial Chemicals and Artificial Sweeteners - AZ11

Labcode: LC0014

Parameter	Unit	Assigned value ± U (k=2)	Result ± U	Criterion	Recovery [%]	z-Score
Bisoprolol	µg/l	0.256 ± 0.0312	- ± -	0.0461	-	-
Carbamazepine	µg/l	0.321 ± 0.0117	0.33 ± 0.099	0.0417	103	0.22
Cyclamate	µg/l	0.0992 ± 0.0135	0.093 ± 0.028	0.0248	93.7	-0.25
Diazepam	µg/l	- ± -	- ± -	-	-	-
Diclofenac	µg/l	2.02 ± 0.0908	2.24 ± 0.672	0.283	111	0.78
Ibuprofen	µg/l	1.39 ± 0.0714	- ± -	0.167	-	-
Iopamidol	µg/l	23.1 ± 1.24	23.833 ± 7.15	5.32	103	0.14
Metoprolol	µg/l	0.128 ± 0.00989	- ± -	0.0257	-	-
Saccharin	µg/l	0.745 ± 0.0519	0.722 ± 0.217	0.112	96.9	-0.21
Sotalol	µg/l	0.116 ± 0.0193	- ± -	0.0255	-	-
Sucralose	µg/l	15.9 ± 0.952	15.428 ± 7.714	4.77	97	-0.10
Sulfamethoxazole	µg/l	0.0619 ± 0.00373	0.087 ± 0.026	0.00743	141	3.38



Sample: AZ11A

Parameter	Unit	Assigned value ± U (k=2)	Result ± U	Criterion	Recovery [%]	En-Score
4-Acetylaminoantipyrine	µg/l	0.0486 ± 0.00172	- ± -	0.00486	-	-
4-Formylaminoantipyrine	µg/l	0.0676 ± 0.00587	0.062 ± 0.019	0.00879	91.7	-0.15
10,11-Dihydro-10,11-Dihydroxycarbamazepine	µg/l	- ± -	- ± -	-	-	-
Acesulfame	µg/l	0.307 ± 0.0191	0.295 ± 0.088	0.0522	96.1	-0.07
Amidotrizoic acid	µg/l	0.0426 ± 0.00378	0.041 ± 0.012	0.00851	96.3	-0.06
Atenolol	µg/l	0.382 ± 0.0189	- ± -	0.0764	-	-
Benzotriazole	µg/l	0.0898 ± 0.00412	0.081 ± 0.024	0.0108	90.2	-0.18
Bisoprolol	µg/l	0.282 ± 0.00927	- ± -	0.0282	-	-
Carbamazepine	µg/l	0.0087 ± 0.000846	- ± -	0.00113	-	-
Cyclamate	µg/l	0.315 ± 0.0222	0.307 ± 0.092	0.0789	97.3	-0.05
Diazepam	µg/l	- ± -	- ± -	-	-	-
Diclofenac	µg/l	0.481 ± 0.0101	0.495 ± 0.149	0.0674	103	0.05
Ibuprofen	µg/l	0.41 ± 0.0265	- ± -	0.0492	-	-
Iopamidol	µg/l	0.232 ± 0.0149	0.23 ± 0.069	0.0534	99.1	-0.02
Metoprolol	µg/l	0.209 ± 0.00755	- ± -	0.0419	-	-
Saccharin	µg/l	0.261 ± 0.0222	0.266 ± 0.08	0.0391	102	0.03
Sotalol	µg/l	0.647 ± 0.0221	- ± -	0.142	-	-
Sucralose	µg/l	0.571 ± 0.0363	0.553 ± 0.276	0.171	96.9	-0.03
Sulfamethoxazole	µg/l	0.156 ± 0.00742	0.162 ± 0.049	0.0187	104	0.06

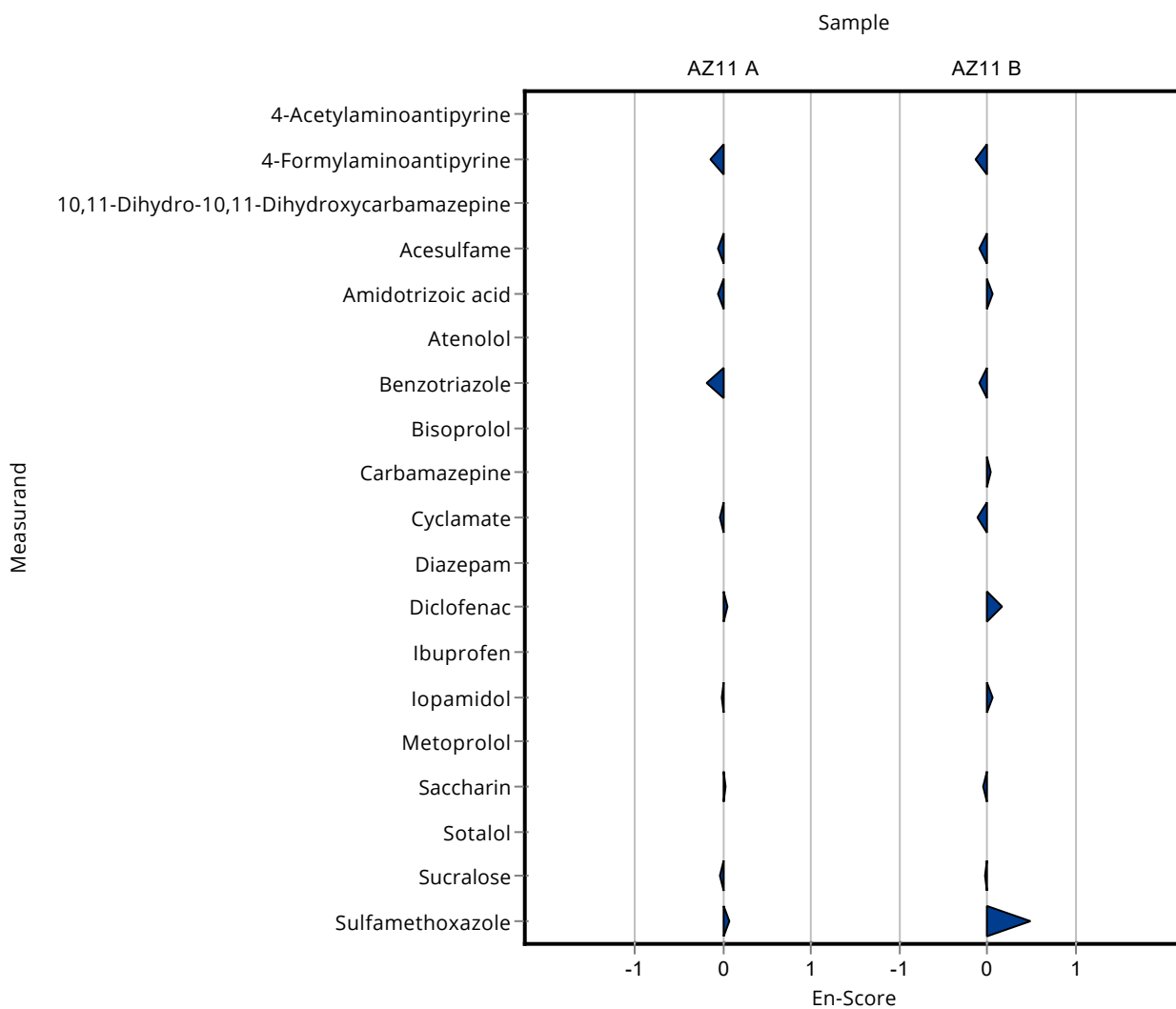
Sample: AZ11B

Parameter	Unit	Assigned value ± U (k=2)	Result ± U	Criterion	Recovery [%]	En-Score
4-Acetylaminoantipyrine	µg/l	0.981 ± 0.0587	- ± -	0.0981	-	-

Summary of results Pharmaceuticals, Industrial Chemicals and Artificial Sweeteners - AZ11 - En-Score

Labcode: LC0014

Parameter	Unit	Assigned value ± U (k=2)	Result ± U	Criterion	Recovery [%]	En-Score
4-Formylaminoantipyrine	µg/l	3.75 ± 0.251	3.449 ± 1.035	0.375	92.1	-0.14
10,11-Dihydro-10,11-Dihydroxycarbamazepine	µg/l	0.681 ± 0.0557	- ± -	0.136	-	-
Acesulfame	µg/l	1.75 ± 0.154	1.664 ± 0.499	0.298	94.9	-0.09
Amidotrizoic acid	µg/l	0.657 ± 0.0323	0.677 ± 0.203	0.131	103	0.05
Atenolol	µg/l	0.234 ± 0.0321	- ± -	0.0467	-	-
Benzotriazole	µg/l	4.83 ± 0.14	4.572 ± 1.372	0.58	94.6	-0.10
Bisoprolol	µg/l	0.256 ± 0.0312	- ± -	0.0461	-	-
Carbamazepine	µg/l	0.321 ± 0.0117	0.33 ± 0.099	0.0417	103	0.05
Cyclamate	µg/l	0.0992 ± 0.0135	0.093 ± 0.028	0.0248	93.7	-0.11
Diazepam	µg/l	- ± -	- ± -	-	-	-
Diclofenac	µg/l	2.02 ± 0.0908	2.24 ± 0.672	0.283	111	0.16
Ibuprofen	µg/l	1.39 ± 0.0714	- ± -	0.167	-	-
Iopamidol	µg/l	23.1 ± 1.24	23.833 ± 7.15	5.32	103	0.05
Metoprolol	µg/l	0.128 ± 0.00989	- ± -	0.0257	-	-
Saccharin	µg/l	0.745 ± 0.0519	0.722 ± 0.217	0.112	96.9	-0.05
Sotalol	µg/l	0.116 ± 0.0193	- ± -	0.0255	-	-
Sucralose	µg/l	15.9 ± 0.952	15.428 ± 7.714	4.77	97	-0.03
Sulfamethoxazole	µg/l	0.0619 ± 0.00373	0.087 ± 0.026	0.00743	141	0.48



Summary of results Pharmaceuticals, Industrial Chemicals and Artificial Sweeteners - AZ11

Labcode: LC0015

Sample: AZ11A

Parameter	Unit	Assigned value ± U (k=2)	Result ± U	Criterion	Recovery [%]	z-Score
4-Acetylaminoantipyrine	µg/l	0.0486 ± 0.00172	- ± -	0.00486	-	-
4-Formylaminoantipyrine	µg/l	0.0676 ± 0.00587	- ± -	0.00879	-	-
10,11-Dihydro-10,11-Dihydroxycarbamazepine	µg/l	- ± -	- ± -	-	-	-
Acesulfame	µg/l	0.307 ± 0.0191	0.299 ± 0.06	0.0522	97.4	-0.15
Amidotrizoic acid	µg/l	0.0426 ± 0.00378	- ± -	0.00851	-	-
Atenolol	µg/l	0.382 ± 0.0189	0.398 ± 0.08	0.0764	104	0.21
Benzotriazole	µg/l	0.0898 ± 0.00412	0.088 ± 0.018	0.0108	98	-0.17
Bisoprolol	µg/l	0.282 ± 0.00927	- ± -	0.0282	-	-
Carbamazepine	µg/l	0.0087 ± 0.000846	0.012 ± 0.002	0.00113	138	2.92
Cyclamate	µg/l	0.315 ± 0.0222	0.261 ± 0.052	0.0789	82.7	-0.69
Diazepam	µg/l	- ± -	- ± -	-	-	-
Diclofenac	µg/l	0.481 ± 0.0101	<0.02 (LOQ) ± -	0.0674	-	-
Ibuprofen	µg/l	0.41 ± 0.0265	0.303 ± 0.061	0.0492	74	-2.17
Iopamidol	µg/l	0.232 ± 0.0149	0.045 ± 0.009	0.0534	19.4	-3.50
Metoprolol	µg/l	0.209 ± 0.00755	0.243 ± 0.049	0.0419	116	0.80
Saccharin	µg/l	0.261 ± 0.0222	- ± -	0.0391	-	-
Sotalol	µg/l	0.647 ± 0.0221	<0.03 (LOQ) ± -	0.142	-	-
Sucralose	µg/l	0.571 ± 0.0363	0.47 ± 0.094	0.171	82.4	-0.59
Sulfamethoxazole	µg/l	0.156 ± 0.00742	<0.03 (LOQ) ± -	0.0187	-	-

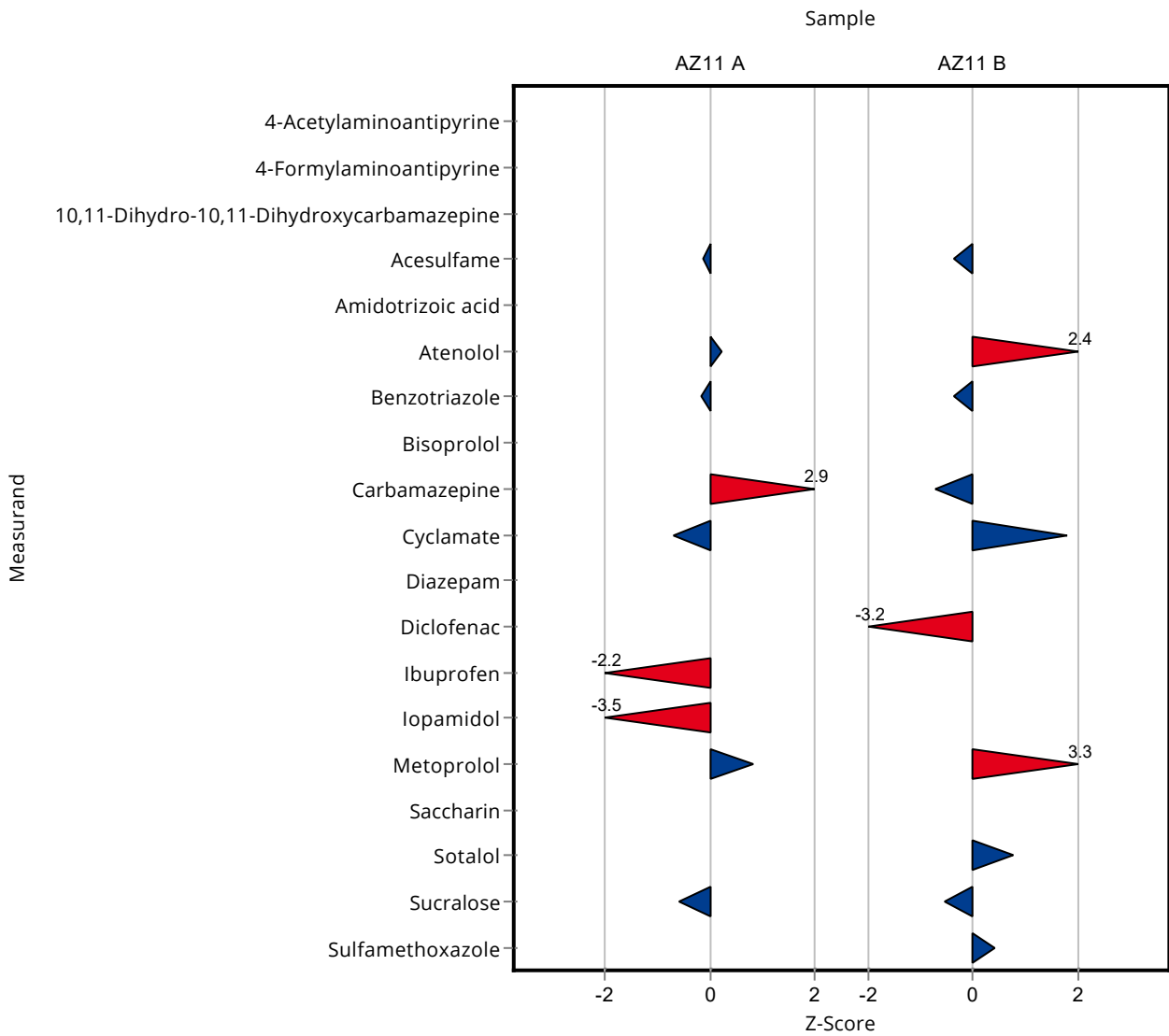
Sample: AZ11B

Parameter	Unit	Assigned value ± U (k=2)	Result ± U	Criterion	Recovery [%]	z-Score
4-Acetylaminoantipyrine	µg/l	0.981 ± 0.0587	- ± -	0.0981	-	-
4-Formylaminoantipyrine	µg/l	3.75 ± 0.251	- ± -	0.375	-	-
10,11-Dihydro-10,11-Dihydroxycarbamazepine	µg/l	0.681 ± 0.0557	- ± -	0.136	-	-
Acesulfame	µg/l	1.75 ± 0.154	1.645 ± 0.329	0.298	93.8	-0.36
Amidotrizoic acid	µg/l	0.657 ± 0.0323	- ± -	0.131	-	-
Atenolol	µg/l	0.234 ± 0.0321	0.344 ± 0.069	0.0467	147	2.36
Benzotriazole	µg/l	4.83 ± 0.14	4.625 ± 0.925	0.58	95.7	-0.36

Summary of results Pharmaceuticals, Industrial Chemicals and Artificial Sweeteners - AZ11

Labcode: LC0015

Parameter	Unit	Assigned value ± U (k=2)	Result ± U	Criterion	Recovery [%]	z-Score
Bisoprolol	µg/l	0.256 ± 0.0312	- ± -	0.0461	-	-
Carbamazepine	µg/l	0.321 ± 0.0117	0.291 ± 0.058	0.0417	90.7	-0.71
Cyclamate	µg/l	0.0992 ± 0.0135	0.144 ± 0.029	0.0248	145	1.81
Diazepam	µg/l	- ± -	- ± -	-	-	-
Diclofenac	µg/l	2.02 ± 0.0908	1.11 ± 0.222	0.283	54.9	-3.22
Ibuprofen	µg/l	1.39 ± 0.0714	<0.03 (LOQ) ± -	0.167	-	-
Iopamidol	µg/l	23.1 ± 1.24	<0.04 (LOQ) ± -	5.32	-	-
Metoprolol	µg/l	0.128 ± 0.00989	0.214 ± 0.043	0.0257	167	3.33
Saccharin	µg/l	0.745 ± 0.0519	- ± -	0.112	-	-
Sotalol	µg/l	0.116 ± 0.0193	0.136 ± 0.027	0.0255	117	0.79
Sucralose	µg/l	15.9 ± 0.952	13.35 ± 2.67	4.77	84	-0.53
Sulfamethoxazole	µg/l	0.0619 ± 0.00373	0.065 ± 0.013	0.00743	105	0.42



Sample: AZ11A

Parameter	Unit	Assigned value ± U (k=2)	Result ± U	Criterion	Recovery [%]	En-Score
4-Acetylaminoantipyrine	µg/l	0.0486 ± 0.00172	- ± -	0.00486	-	-
4-Formylaminoantipyrine	µg/l	0.0676 ± 0.00587	- ± -	0.00879	-	-
10,11-Dihydro-10,11-Dihydroxycarbamazepine	µg/l	- ± -	- ± -	-	-	-
Acesulfame	µg/l	0.307 ± 0.0191	0.299 ± 0.06	0.0522	97.4	-0.07
Amidotrizoic acid	µg/l	0.0426 ± 0.00378	- ± -	0.00851	-	-
Atenolol	µg/l	0.382 ± 0.0189	0.398 ± 0.08	0.0764	104	0.10
Benzotriazole	µg/l	0.0898 ± 0.00412	0.088 ± 0.018	0.0108	98	-0.05
Bisoprolol	µg/l	0.282 ± 0.00927	- ± -	0.0282	-	-
Carbamazepine	µg/l	0.0087 ± 0.000846	0.012 ± 0.002	0.00113	138	0.81
Cyclamate	µg/l	0.315 ± 0.0222	0.261 ± 0.052	0.0789	82.7	-0.51
Diazepam	µg/l	- ± -	- ± -	-	-	-
Diclofenac	µg/l	0.481 ± 0.0101	<0.02 (LOQ) ± -	0.0674	-	-
Ibuprofen	µg/l	0.41 ± 0.0265	0.303 ± 0.061	0.0492	74	-0.85
Iopamidol	µg/l	0.232 ± 0.0149	0.045 ± 0.009	0.0534	19.4	-8.00
Metoprolol	µg/l	0.209 ± 0.00755	0.243 ± 0.049	0.0419	116	0.34
Saccharin	µg/l	0.261 ± 0.0222	- ± -	0.0391	-	-
Sotalol	µg/l	0.647 ± 0.0221	<0.03 (LOQ) ± -	0.142	-	-
Sucralose	µg/l	0.571 ± 0.0363	0.47 ± 0.094	0.171	82.4	-0.53
Sulfamethoxazole	µg/l	0.156 ± 0.00742	<0.03 (LOQ) ± -	0.0187	-	-

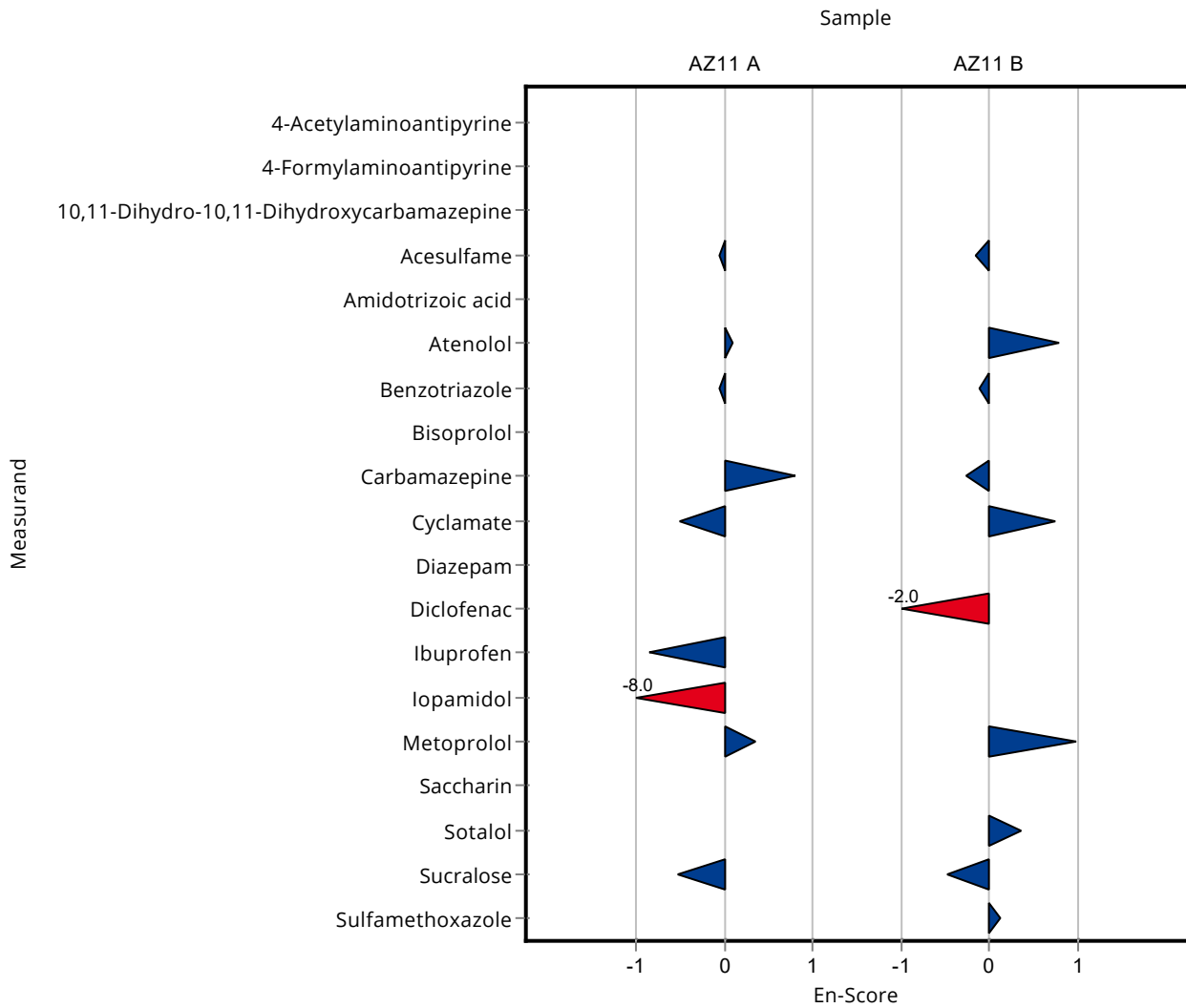
Sample: AZ11B

Parameter	Unit	Assigned value ± U (k=2)	Result ± U	Criterion	Recovery [%]	En-Score
4-Acetylaminoantipyrine	µg/l	0.981 ± 0.0587	- ± -	0.0981	-	-

Summary of results Pharmaceuticals, Industrial Chemicals and Artificial Sweeteners - AZ11 - En-Score

Labcode: LC0015

Parameter	Unit	Assigned value ± U (k=2)	Result ± U	Criterion	Recovery [%]	En-Score
4-Formylaminoantipyrine	µg/l	3.75 ± 0.251	- ± -	0.375	-	-
10,11-Dihydro-10,11-Dihydroxycarbamazepine	µg/l	0.681 ± 0.0557	- ± -	0.136	-	-
Acesulfame	µg/l	1.75 ± 0.154	1.645 ± 0.329	0.298	93.8	-0.16
Amidotrizoic acid	µg/l	0.657 ± 0.0323	- ± -	0.131	-	-
Atenolol	µg/l	0.234 ± 0.0321	0.344 ± 0.069	0.0467	147	0.78
Benzotriazole	µg/l	4.83 ± 0.14	4.625 ± 0.925	0.58	95.7	-0.11
Bisoprolol	µg/l	0.256 ± 0.0312	- ± -	0.0461	-	-
Carbamazepine	µg/l	0.321 ± 0.0117	0.291 ± 0.058	0.0417	90.7	-0.26
Cyclamate	µg/l	0.0992 ± 0.0135	0.144 ± 0.029	0.0248	145	0.75
Diazepam	µg/l	- ± -	- ± -	-	-	-
Diclofenac	µg/l	2.02 ± 0.0908	1.11 ± 0.222	0.283	54.9	-2.01
Ibuprofen	µg/l	1.39 ± 0.0714	<0.03 (LOQ) ± -	0.167	-	-
Iopamidol	µg/l	23.1 ± 1.24	<0.04 (LOQ) ± -	5.32	-	-
Metoprolol	µg/l	0.128 ± 0.00989	0.214 ± 0.043	0.0257	167	0.99
Saccharin	µg/l	0.745 ± 0.0519	- ± -	0.112	-	-
Sotalol	µg/l	0.116 ± 0.0193	0.136 ± 0.027	0.0255	117	0.35
Sucralose	µg/l	15.9 ± 0.952	13.35 ± 2.67	4.77	84	-0.47
Sulfamethoxazole	µg/l	0.0619 ± 0.00373	0.065 ± 0.013	0.00743	105	0.12



Summary of results Pharmaceuticals, Industrial Chemicals and Artificial Sweeteners - AZ11

Labcode: LC0016

Sample: AZ11A

Parameter	Unit	Assigned value ± U (k=2)	Result ± U	Criterion	Recovery [%]	z-Score
4-Acetylaminoantipyrine	µg/l	0.0486 ± 0.00172	- ± -	0.00486	-	-
4-Formylaminoantipyrine	µg/l	0.0676 ± 0.00587	- ± -	0.00879	-	-
10,11-Dihydro-10,11-Dihydroxycarbamazepine	µg/l	- ± -	- ± -	-	-	-
Acesulfame	µg/l	0.307 ± 0.0191	0.276 ± 0.05	0.0522	89.9	-0.59
Amidotrizoic acid	µg/l	0.0426 ± 0.00378	0.038 ± 0.007	0.00851	89.3	-0.54
Atenolol	µg/l	0.382 ± 0.0189	0.409 ± 0.074	0.0764	107	0.36
Benzotriazole	µg/l	0.0898 ± 0.00412	0.082 ± 0.015	0.0108	91.3	-0.72
Bisoprolol	µg/l	0.282 ± 0.00927	- ± -	0.0282	-	-
Carbamazepine	µg/l	0.0087 ± 0.000846	<0.01 (LOQ) ± -	0.00113	-	-
Cyclamate	µg/l	0.315 ± 0.0222	0.343 ± 0.062	0.0789	109	0.35
Diazepam	µg/l	- ± -	- ± -	-	-	-
Diclofenac	µg/l	0.481 ± 0.0101	0.462 ± 0.083	0.0674	96	-0.29
Ibuprofen	µg/l	0.41 ± 0.0265	- ± -	0.0492	-	-
Iopamidol	µg/l	0.232 ± 0.0149	0.233 ± 0.042	0.0534	100	0.02
Metoprolol	µg/l	0.209 ± 0.00755	0.204 ± 0.037	0.0419	97.5	-0.13
Saccharin	µg/l	0.261 ± 0.0222	0.219 ± 0.039	0.0391	84	-1.07
Sotalol	µg/l	0.647 ± 0.0221	0.654 ± 0.118	0.142	101	0.05
Sucralose	µg/l	0.571 ± 0.0363	0.545 ± 0.098	0.171	95.5	-0.15
Sulfamethoxazole	µg/l	0.156 ± 0.00742	0.143 ± 0.026	0.0187	91.8	-0.68

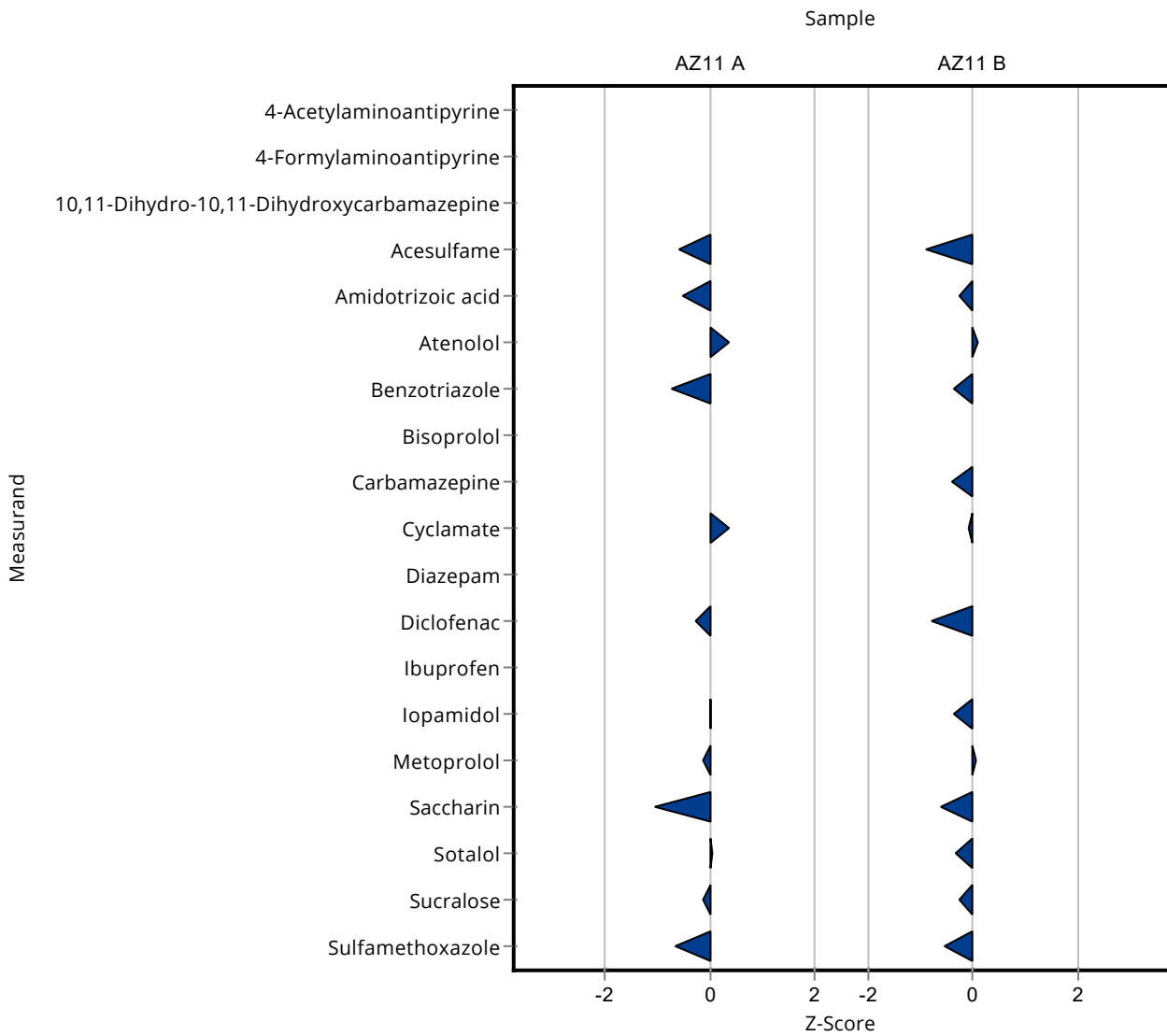
Sample: AZ11B

Parameter	Unit	Assigned value ± U (k=2)	Result ± U	Criterion	Recovery [%]	z-Score
4-Acetylaminoantipyrine	µg/l	0.981 ± 0.0587	- ± -	0.0981	-	-
4-Formylaminoantipyrine	µg/l	3.75 ± 0.251	- ± -	0.375	-	-
10,11-Dihydro-10,11-Dihydroxycarbamazepine	µg/l	0.681 ± 0.0557	- ± -	0.136	-	-
Acesulfame	µg/l	1.75 ± 0.154	1.489 ± 0.268	0.298	84.9	-0.89
Amidotrizoic acid	µg/l	0.657 ± 0.0323	0.622 ± 0.112	0.131	94.7	-0.26
Atenolol	µg/l	0.234 ± 0.0321	0.239 ± 0.043	0.0467	102	0.11
Benzotriazole	µg/l	4.83 ± 0.14	4.629 ± 0.833	0.58	95.8	-0.35

Summary of results Pharmaceuticals, Industrial Chemicals and Artificial Sweeteners - AZ11

Labcode: LC0016

Parameter	Unit	Assigned value ± U (k=2)	Result ± U	Criterion	Recovery [%]	z-Score
Bisoprolol	µg/l	0.256 ± 0.0312	- ± -	0.0461	-	-
Carbamazepine	µg/l	0.321 ± 0.0117	0.305 ± 0.055	0.0417	95.1	-0.38
Cyclamate	µg/l	0.0992 ± 0.0135	0.097 ± 0.018	0.0248	97.8	-0.09
Diazepam	µg/l	- ± -	- ± -	-	-	-
Diclofenac	µg/l	2.02 ± 0.0908	1.801 ± 0.324	0.283	89.1	-0.78
Ibuprofen	µg/l	1.39 ± 0.0714	- ± -	0.167	-	-
Iopamidol	µg/l	23.1 ± 1.24	21.2 ± 3.816	5.32	91.7	-0.36
Metoprolol	µg/l	0.128 ± 0.00989	0.13 ± 0.023	0.0257	101	0.06
Saccharin	µg/l	0.745 ± 0.0519	0.677 ± 0.122	0.112	90.8	-0.61
Sotalol	µg/l	0.116 ± 0.0193	0.108 ± 0.019	0.0255	93.2	-0.31
Sucralose	µg/l	15.9 ± 0.952	14.617 ± 2.631	4.77	91.9	-0.27
Sulfamethoxazole	µg/l	0.0619 ± 0.00373	0.058 ± 0.01	0.00743	93.7	-0.52



Sample: AZ11A

Parameter	Unit	Assigned value ± U (k=2)	Result ± U	Criterion	Recovery [%]	En-Score
4-Acetylaminoantipyrine	µg/l	0.0486 ± 0.00172	- ± -	0.00486	-	-
4-Formylaminoantipyrine	µg/l	0.0676 ± 0.00587	- ± -	0.00879	-	-
10,11-Dihydro-10,11-Dihydroxycarbamazepine	µg/l	- ± -	- ± -	-	-	-
Acesulfame	µg/l	0.307 ± 0.0191	0.276 ± 0.05	0.0522	89.9	-0.30
Amidotrizoic acid	µg/l	0.0426 ± 0.00378	0.038 ± 0.007	0.00851	89.3	-0.31
Atenolol	µg/l	0.382 ± 0.0189	0.409 ± 0.074	0.0764	107	0.18
Benzotriazole	µg/l	0.0898 ± 0.00412	0.082 ± 0.015	0.0108	91.3	-0.26
Bisoprolol	µg/l	0.282 ± 0.00927	- ± -	0.0282	-	-
Carbamazepine	µg/l	0.0087 ± 0.000846	<0.01 (LOQ) ± -	0.00113	-	-
Cyclamate	µg/l	0.315 ± 0.0222	0.343 ± 0.062	0.0789	109	0.22
Diazepam	µg/l	- ± -	- ± -	-	-	-
Diclofenac	µg/l	0.481 ± 0.0101	0.462 ± 0.083	0.0674	96	-0.12
Ibuprofen	µg/l	0.41 ± 0.0265	- ± -	0.0492	-	-
Iopamidol	µg/l	0.232 ± 0.0149	0.233 ± 0.042	0.0534	100	0.01
Metoprolol	µg/l	0.209 ± 0.00755	0.204 ± 0.037	0.0419	97.5	-0.07
Saccharin	µg/l	0.261 ± 0.0222	0.219 ± 0.039	0.0391	84	-0.52
Sotalol	µg/l	0.647 ± 0.0221	0.654 ± 0.118	0.142	101	0.03
Sucralose	µg/l	0.571 ± 0.0363	0.545 ± 0.098	0.171	95.5	-0.13
Sulfamethoxazole	µg/l	0.156 ± 0.00742	0.143 ± 0.026	0.0187	91.8	-0.24

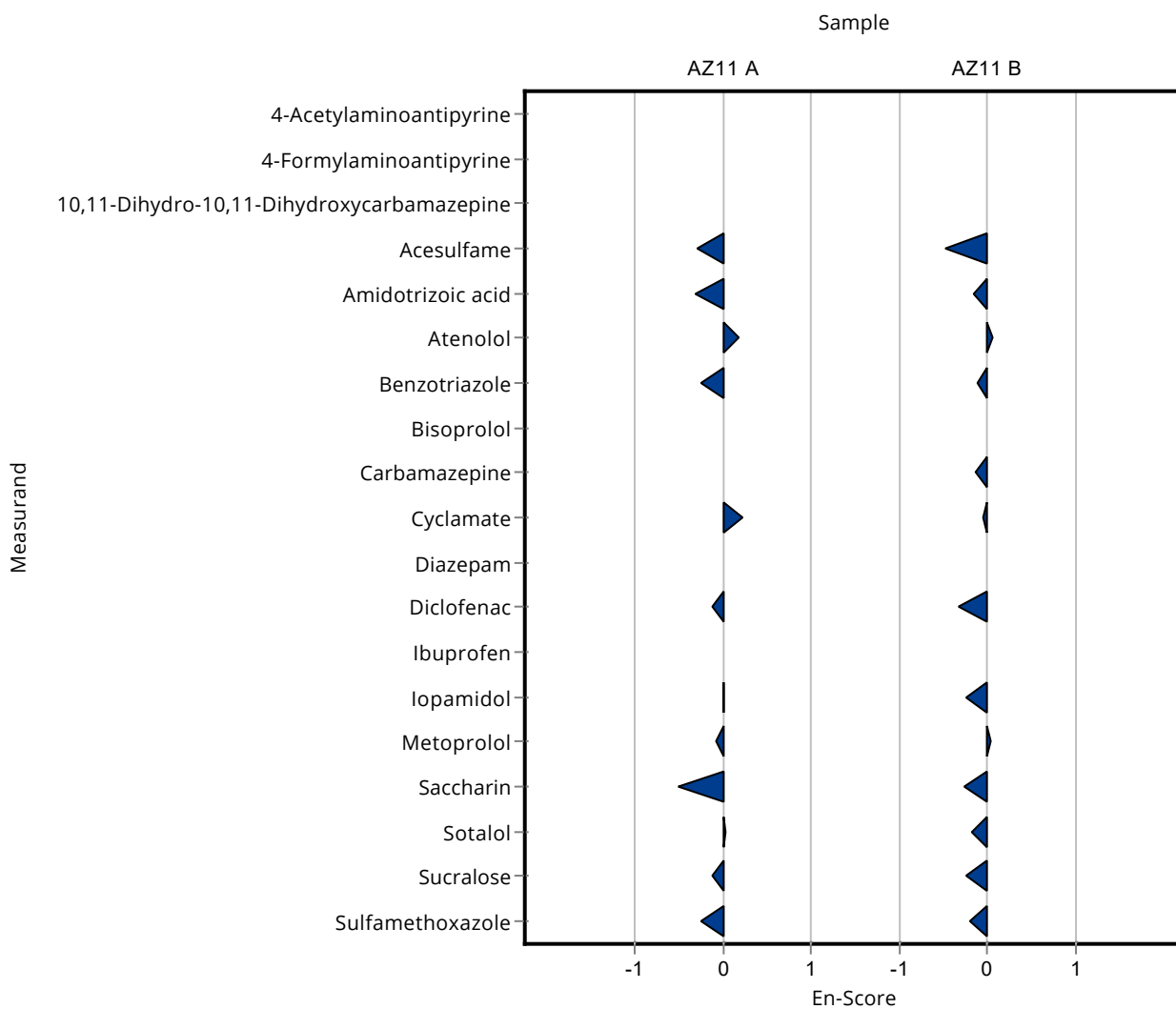
Sample: AZ11B

Parameter	Unit	Assigned value ± U (k=2)	Result ± U	Criterion	Recovery [%]	En-Score
4-Acetylaminoantipyrine	µg/l	0.981 ± 0.0587	- ± -	0.0981	-	-

Summary of results Pharmaceuticals, Industrial Chemicals and Artificial Sweeteners - AZ11 - En-Score

Labcode: LC0016

Parameter	Unit	Assigned value ± U (k=2)	Result ± U	Criterion	Recovery [%]	En-Score
4-Formylaminoantipyrine	µg/l	3.75 ± 0.251	- ± -	0.375	-	-
10,11-Dihydro-10,11-Dihydroxycarbamazepine	µg/l	0.681 ± 0.0557	- ± -	0.136	-	-
Acesulfame	µg/l	1.75 ± 0.154	1.489 ± 0.268	0.298	84.9	-0.47
Amidotrizoic acid	µg/l	0.657 ± 0.0323	0.622 ± 0.112	0.131	94.7	-0.15
Atenolol	µg/l	0.234 ± 0.0321	0.239 ± 0.043	0.0467	102	0.06
Benzotriazole	µg/l	4.83 ± 0.14	4.629 ± 0.833	0.58	95.8	-0.12
Bisoprolol	µg/l	0.256 ± 0.0312	- ± -	0.0461	-	-
Carbamazepine	µg/l	0.321 ± 0.0117	0.305 ± 0.055	0.0417	95.1	-0.14
Cyclamate	µg/l	0.0992 ± 0.0135	0.097 ± 0.018	0.0248	97.8	-0.06
Diazepam	µg/l	- ± -	- ± -	-	-	-
Diclofenac	µg/l	2.02 ± 0.0908	1.801 ± 0.324	0.283	89.1	-0.34
Ibuprofen	µg/l	1.39 ± 0.0714	- ± -	0.167	-	-
Iopamidol	µg/l	23.1 ± 1.24	21.2 ± 3.816	5.32	91.7	-0.25
Metoprolol	µg/l	0.128 ± 0.00989	0.13 ± 0.023	0.0257	101	0.03
Saccharin	µg/l	0.745 ± 0.0519	0.677 ± 0.122	0.112	90.8	-0.27
Sotalol	µg/l	0.116 ± 0.0193	0.108 ± 0.019	0.0255	93.2	-0.19
Sucralose	µg/l	15.9 ± 0.952	14.617 ± 2.631	4.77	91.9	-0.24
Sulfamethoxazole	µg/l	0.0619 ± 0.00373	0.058 ± 0.01	0.00743	93.7	-0.19



Summary of results Pharmaceuticals, Industrial Chemicals and Artificial Sweeteners - AZ11

Labcode: LC0017

Sample: AZ11A

Parameter	Unit	Assigned value ± U (k=2)	Result ± U	Criterion	Recovery [%]	z-Score
4-Acetylaminoantipyrine	µg/l	0.0486 ± 0.00172	0.0484 ± 0.0087	0.00486	99.7	-0.03
4-Formylaminoantipyrine	µg/l	0.0676 ± 0.00587	0.0672 ± 0.004	0.00879	99.4	-0.05
10,11-Dihydro-10,11-Dihydroxycarbamazepine	µg/l	- ± -	- ± -	-	-	-
Acesulfame	µg/l	0.307 ± 0.0191	0.378 ± 0.03	0.0522	123	1.36
Amidotrizoic acid	µg/l	0.0426 ± 0.00378	0.0425 ± 0.0051	0.00851	99.9	-0.01
Atenolol	µg/l	0.382 ± 0.0189	- ± -	0.0764	-	-
Benzotriazole	µg/l	0.0898 ± 0.00412	0.0924 ± 0.0092	0.0108	103	0.24
Bisoprolol	µg/l	0.282 ± 0.00927	- ± -	0.0282	-	-
Carbamazepine	µg/l	0.0087 ± 0.000846	0.0078 ± 0.001	0.00113	89.7	-0.80
Cyclamate	µg/l	0.315 ± 0.0222	- ± -	0.0789	-	-
Diazepam	µg/l	- ± -	- ± -	-	-	-
Diclofenac	µg/l	0.481 ± 0.0101	0.46 ± 0.032	0.0674	95.6	-0.32
Ibuprofen	µg/l	0.41 ± 0.0265	0.461 ± 0.023	0.0492	113	1.04
Iopamidol	µg/l	0.232 ± 0.0149	0.221 ± 0.018	0.0534	95.2	-0.21
Metoprolol	µg/l	0.209 ± 0.00755	0.208 ± 0.023	0.0419	99.4	-0.03
Saccharin	µg/l	0.261 ± 0.0222	- ± -	0.0391	-	-
Sotalol	µg/l	0.647 ± 0.0221	0.632 ± 0.076	0.142	97.6	-0.11
Sucralose	µg/l	0.571 ± 0.0363	- ± -	0.171	-	-
Sulfamethoxazole	µg/l	0.156 ± 0.00742	0.135 ± 0.018	0.0187	86.7	-1.11

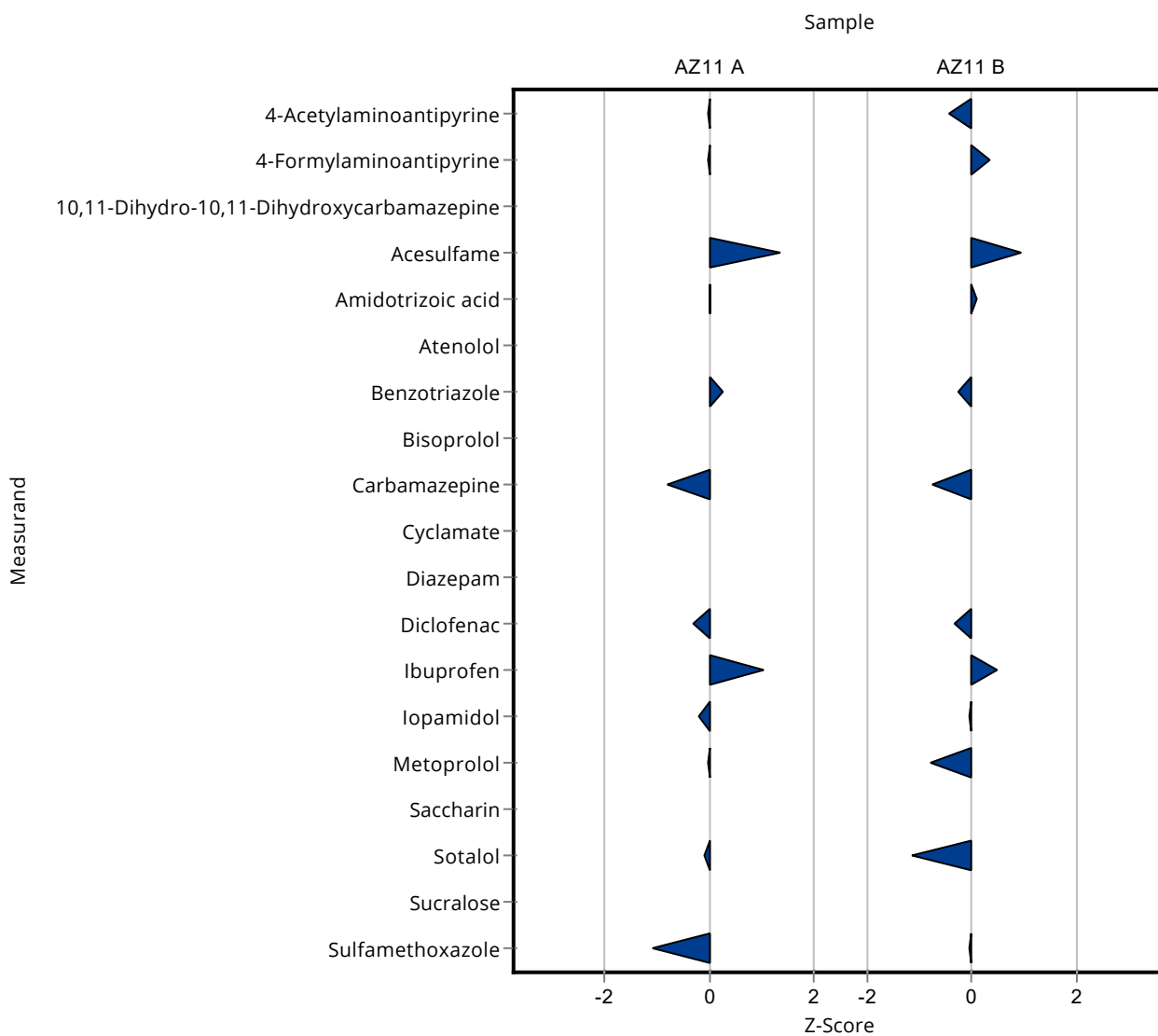
Sample: AZ11B

Parameter	Unit	Assigned value ± U (k=2)	Result ± U	Criterion	Recovery [%]	z-Score
4-Acetylaminoantipyrine	µg/l	0.981 ± 0.0587	0.938 ± 0.17	0.0981	95.6	-0.44
4-Formylaminoantipyrine	µg/l	3.75 ± 0.251	3.88 ± 0.23	0.375	104	0.36
10,11-Dihydro-10,11-Dihydroxycarbamazepine	µg/l	0.681 ± 0.0557	- ± -	0.136	-	-
Acesulfame	µg/l	1.75 ± 0.154	2.04 ± 0.16	0.298	116	0.96
Amidotrizoic acid	µg/l	0.657 ± 0.0323	0.67 ± 0.08	0.131	102	0.10
Atenolol	µg/l	0.234 ± 0.0321	- ± -	0.0467	-	-
Benzotriazole	µg/l	4.83 ± 0.14	4.68 ± 0.47	0.58	96.8	-0.27

Summary of results Pharmaceuticals, Industrial Chemicals and Artificial Sweeteners - AZ11

Labcode: LC0017

Parameter	Unit	Assigned value ± U (k=2)	Result ± U	Criterion	Recovery [%]	z-Score
Bisoprolol	µg/l	0.256 ± 0.0312	- ± -	0.0461	-	-
Carbamazepine	µg/l	0.321 ± 0.0117	0.289 ± 0.038	0.0417	90.1	-0.76
Cyclamate	µg/l	0.0992 ± 0.0135	- ± -	0.0248	-	-
Diazepam	µg/l	- ± -	- ± -	-	-	-
Diclofenac	µg/l	2.02 ± 0.0908	1.93 ± 0.14	0.283	95.5	-0.32
Ibuprofen	µg/l	1.39 ± 0.0714	1.47 ± 0.074	0.167	106	0.48
Iopamidol	µg/l	23.1 ± 1.24	22.9 ± 1.8	5.32	99.1	-0.04
Metoprolol	µg/l	0.128 ± 0.00989	0.108 ± 0.012	0.0257	84.1	-0.80
Saccharin	µg/l	0.745 ± 0.0519	- ± -	0.112	-	-
Sotalol	µg/l	0.116 ± 0.0193	0.087 ± 0.01	0.0255	75.1	-1.13
Sucralose	µg/l	15.9 ± 0.952	- ± -	4.77	-	-
Sulfamethoxazole	µg/l	0.0619 ± 0.00373	0.0615 ± 0.008	0.00743	99.4	-0.05



Sample: AZ11A

Parameter	Unit	Assigned value ± U (k=2)	Result ± U	Criterion	Recovery [%]	En-Score
4-Acetylaminoantipyrine	µg/l	0.0486 ± 0.00172	0.0484 ± 0.0087	0.00486	99.7	-0.01
4-Formylaminoantipyrine	µg/l	0.0676 ± 0.00587	0.0672 ± 0.004	0.00879	99.4	-0.04
10,11-Dihydro-10,11-Dihydroxycarbamazepine	µg/l	- ± -	- ± -	-	-	-
Acesulfame	µg/l	0.307 ± 0.0191	0.378 ± 0.03	0.0522	123	1.13
Amidotrizoic acid	µg/l	0.0426 ± 0.00378	0.0425 ± 0.0051	0.00851	99.9	-0.01
Atenolol	µg/l	0.382 ± 0.0189	- ± -	0.0764	-	-
Benzotriazole	µg/l	0.0898 ± 0.00412	0.0924 ± 0.0092	0.0108	103	0.14
Bisoprolol	µg/l	0.282 ± 0.00927	- ± -	0.0282	-	-
Carbamazepine	µg/l	0.0087 ± 0.000846	0.0078 ± 0.001	0.00113	89.7	-0.41
Cyclamate	µg/l	0.315 ± 0.0222	- ± -	0.0789	-	-
Diazepam	µg/l	- ± -	- ± -	-	-	-
Diclofenac	µg/l	0.481 ± 0.0101	0.46 ± 0.032	0.0674	95.6	-0.33
Ibuprofen	µg/l	0.41 ± 0.0265	0.461 ± 0.023	0.0492	113	0.97
Iopamidol	µg/l	0.232 ± 0.0149	0.221 ± 0.018	0.0534	95.2	-0.28
Metoprolol	µg/l	0.209 ± 0.00755	0.208 ± 0.023	0.0419	99.4	-0.03
Saccharin	µg/l	0.261 ± 0.0222	- ± -	0.0391	-	-
Sotalol	µg/l	0.647 ± 0.0221	0.632 ± 0.076	0.142	97.6	-0.10
Sucralose	µg/l	0.571 ± 0.0363	- ± -	0.171	-	-
Sulfamethoxazole	µg/l	0.156 ± 0.00742	0.135 ± 0.018	0.0187	86.7	-0.57

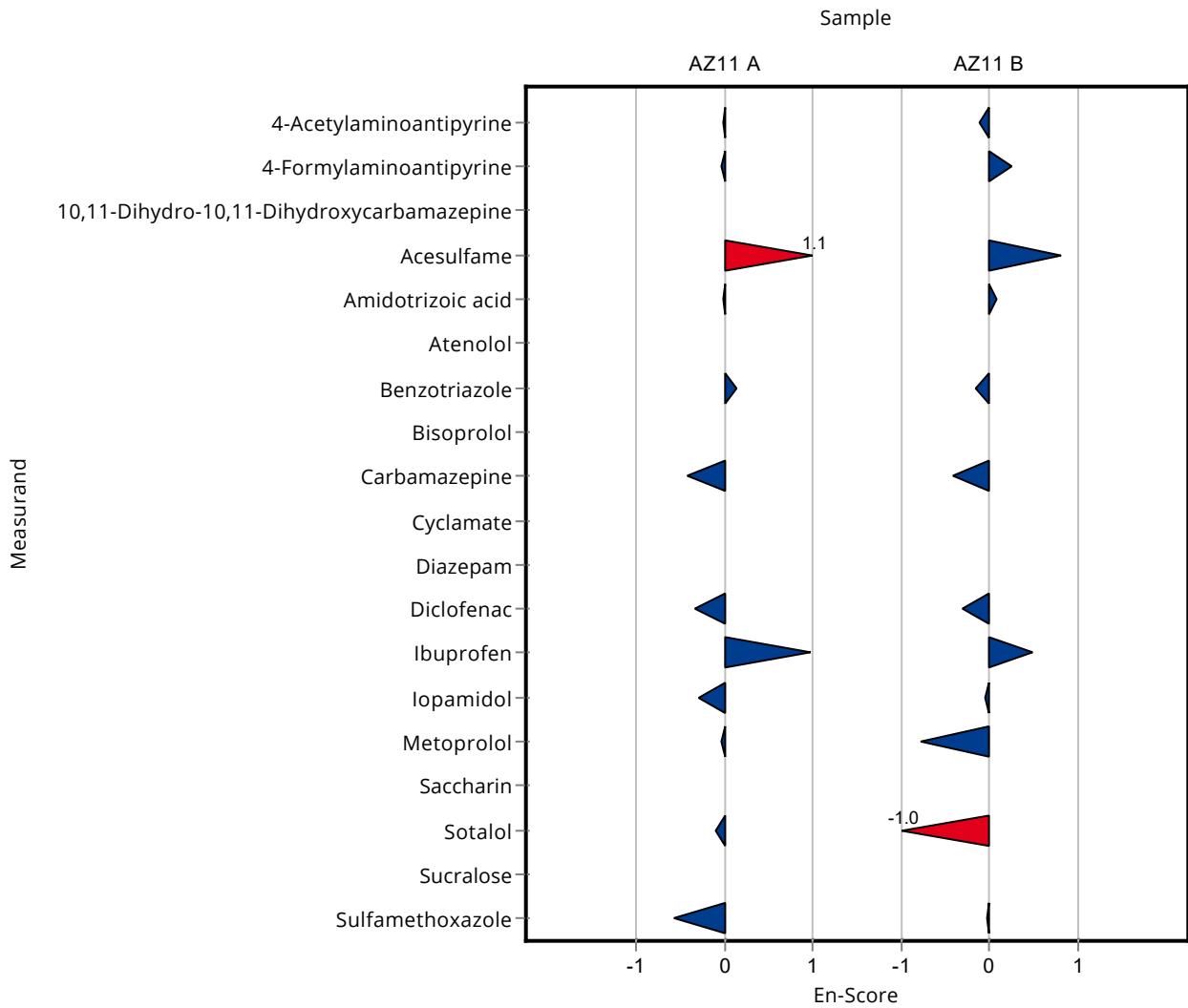
Sample: AZ11B

Parameter	Unit	Assigned value ± U (k=2)	Result ± U	Criterion	Recovery [%]	En-Score
4-Acetylaminoantipyrine	µg/l	0.981 ± 0.0587	0.938 ± 0.17	0.0981	95.6	-0.12

Summary of results Pharmaceuticals, Industrial Chemicals and Artificial Sweeteners - AZ11 - En-Score

Labcode: LC0017

Parameter	Unit	Assigned value ± U (k=2)	Result ± U	Criterion	Recovery [%]	En-Score
4-Formylaminoantipyrine	µg/l	3.75 ± 0.251	3.88 ± 0.23	0.375	104	0.26
10,11-Dihydro-10,11-Dihydroxycarbamazepine	µg/l	0.681 ± 0.0557	- ± -	0.136	-	-
Acesulfame	µg/l	1.75 ± 0.154	2.04 ± 0.16	0.298	116	0.81
Amidotrizoic acid	µg/l	0.657 ± 0.0323	0.67 ± 0.08	0.131	102	0.08
Atenolol	µg/l	0.234 ± 0.0321	- ± -	0.0467	-	-
Benzotriazole	µg/l	4.83 ± 0.14	4.68 ± 0.47	0.58	96.8	-0.16
Bisoprolol	µg/l	0.256 ± 0.0312	- ± -	0.0461	-	-
Carbamazepine	µg/l	0.321 ± 0.0117	0.289 ± 0.038	0.0417	90.1	-0.41
Cyclamate	µg/l	0.0992 ± 0.0135	- ± -	0.0248	-	-
Diazepam	µg/l	- ± -	- ± -	-	-	-
Diclofenac	µg/l	2.02 ± 0.0908	1.93 ± 0.14	0.283	95.5	-0.31
Ibuprofen	µg/l	1.39 ± 0.0714	1.47 ± 0.074	0.167	106	0.49
Iopamidol	µg/l	23.1 ± 1.24	22.9 ± 1.8	5.32	99.1	-0.06
Metoprolol	µg/l	0.128 ± 0.00989	0.108 ± 0.012	0.0257	84.1	-0.79
Saccharin	µg/l	0.745 ± 0.0519	- ± -	0.112	-	-
Sotalol	µg/l	0.116 ± 0.0193	0.087 ± 0.01	0.0255	75.1	-1.04
Sucralose	µg/l	15.9 ± 0.952	- ± -	4.77	-	-
Sulfamethoxazole	µg/l	0.0619 ± 0.00373	0.0615 ± 0.008	0.00743	99.4	-0.02



Summary of results Pharmaceuticals, Industrial Chemicals and Artificial Sweeteners - AZ11

Labcode: LC0018

Sample: AZ11A

Parameter	Unit	Assigned value ± U (k=2)	Result ± U	Criterion	Recovery [%]	z-Score
4-Acetylaminoantipyrine	µg/l	0.0486 ± 0.00172	- ± -	0.00486	-	-
4-Formylaminoantipyrine	µg/l	0.0676 ± 0.00587	0.084 ± 0.03	0.00879	124	1.86
10,11-Dihydro-10,11-Dihydroxycarbamazepine	µg/l	- ± -	0.073 ± 0.027	-	-	-
Acesulfame	µg/l	0.307 ± 0.0191	0.23 ± 0.097	0.0522	74.9	-1.48
Amidotrizoic acid	µg/l	0.0426 ± 0.00378	0.064 ± 0.022	0.00851	150	2.52
Atenolol	µg/l	0.382 ± 0.0189	0.29 ± 0.17	0.0764	76	-1.20
Benzotriazole	µg/l	0.0898 ± 0.00412	0.096 ± 0.035	0.0108	107	0.58
Bisoprolol	µg/l	0.282 ± 0.00927	0.2 ± 0.098	0.0282	71	-2.90
Carbamazepine	µg/l	0.0087 ± 0.000846	0.01 ± 0.0029	0.00113	115	1.15
Cyclamate	µg/l	0.315 ± 0.0222	- ± -	0.0789	-	-
Diazepam	µg/l	- ± -	- ± -	-	-	-
Diclofenac	µg/l	0.481 ± 0.0101	0.62 ± 0.25	0.0674	129	2.06
Ibuprofen	µg/l	0.41 ± 0.0265	0.42 ± 0.13	0.0492	103	0.21
Iopamidol	µg/l	0.232 ± 0.0149	0.17 ± 0.054	0.0534	73.2	-1.16
Metoprolol	µg/l	0.209 ± 0.00755	0.19 ± 0.063	0.0419	90.8	-0.46
Saccharin	µg/l	0.261 ± 0.0222	- ± -	0.0391	-	-
Sotalol	µg/l	0.647 ± 0.0221	0.52 ± 0.41	0.142	80.3	-0.89
Sucralose	µg/l	0.571 ± 0.0363	- ± -	0.171	-	-
Sulfamethoxazole	µg/l	0.156 ± 0.00742	0.15 ± 0.057	0.0187	96.3	-0.31

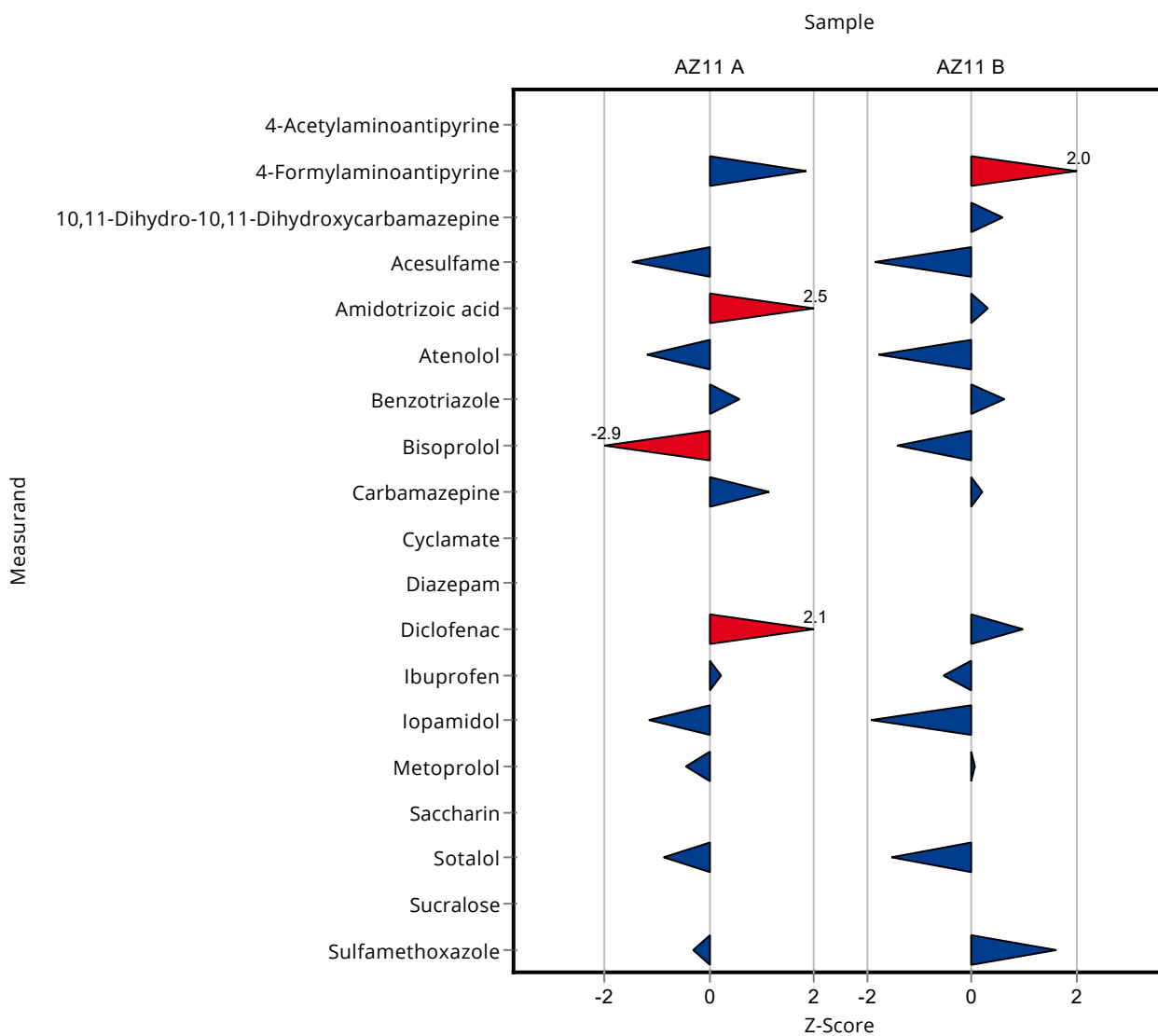
Sample: AZ11B

Parameter	Unit	Assigned value ± U (k=2)	Result ± U	Criterion	Recovery [%]	z-Score
4-Acetylaminoantipyrine	µg/l	0.981 ± 0.0587	- ± -	0.0981	-	-
4-Formylaminoantipyrine	µg/l	3.75 ± 0.251	4.5 ± 1.6	0.375	120	2.02
10,11-Dihydro-10,11-Dihydroxycarbamazepine	µg/l	0.681 ± 0.0557	0.76 ± 0.28	0.136	112	0.58
Acesulfame	µg/l	1.75 ± 0.154	1.2 ± 0.5	0.298	68.4	-1.86
Amidotrizoic acid	µg/l	0.657 ± 0.0323	0.7 ± 0.24	0.131	107	0.33
Atenolol	µg/l	0.234 ± 0.0321	0.15 ± 0.086	0.0467	64.2	-1.79
Benzotriazole	µg/l	4.83 ± 0.14	5.2 ± 1.9	0.58	108	0.63

Summary of results Pharmaceuticals, Industrial Chemicals and Artificial Sweeteners - AZ11

Labcode: LC0018

Parameter	Unit	Assigned value ± U (k=2)	Result ± U	Criterion	Recovery [%]	z-Score
Bisoprolol	µg/l	0.256 ± 0.0312	0.19 ± 0.093	0.0461	74.1	-1.44
Carbamazepine	µg/l	0.321 ± 0.0117	0.33 ± 0.096	0.0417	103	0.22
Cyclamate	µg/l	0.0992 ± 0.0135	- ± -	0.0248	-	-
Diazepam	µg/l	- ± -	- ± -	-	-	-
Diclofenac	µg/l	2.02 ± 0.0908	2.3 ± 0.94	0.283	114	0.99
Ibuprofen	µg/l	1.39 ± 0.0714	1.3 ± 0.42	0.167	93.5	-0.54
Iopamidol	µg/l	23.1 ± 1.24	13 ± 4.2	5.32	56.2	-1.90
Metoprolol	µg/l	0.128 ± 0.00989	0.13 ± 0.043	0.0257	101	0.06
Saccharin	µg/l	0.745 ± 0.0519	- ± -	0.112	-	-
Sotalol	µg/l	0.116 ± 0.0193	0.077 ± 0.061	0.0255	66.4	-1.53
Sucralose	µg/l	15.9 ± 0.952	- ± -	4.77	-	-
Sulfamethoxazole	µg/l	0.0619 ± 0.00373	0.074 ± 0.028	0.00743	120	1.63



Sample: AZ11A

Parameter	Unit	Assigned value ± U (k=2)	Result ± U	Criterion	Recovery [%]	En-Score
4-Acetylaminoantipyrine	µg/l	0.0486 ± 0.00172	- ± -	0.00486	-	-
4-Formylaminoantipyrine	µg/l	0.0676 ± 0.00587	0.084 ± 0.03	0.00879	124	0.27
10,11-Dihydro-10,11-Dihydroxycarbamazepine	µg/l	- ± -	0.073 ± 0.027	-	-	-
Acesulfame	µg/l	0.307 ± 0.0191	0.23 ± 0.097	0.0522	74.9	-0.40
Amidotrizoic acid	µg/l	0.0426 ± 0.00378	0.064 ± 0.022	0.00851	150	0.49
Atenolol	µg/l	0.382 ± 0.0189	0.29 ± 0.17	0.0764	76	-0.27
Benzotriazole	µg/l	0.0898 ± 0.00412	0.096 ± 0.035	0.0108	107	0.09
Bisoprolol	µg/l	0.282 ± 0.00927	0.2 ± 0.098	0.0282	71	-0.42
Carbamazepine	µg/l	0.0087 ± 0.000846	0.01 ± 0.0029	0.00113	115	0.22
Cyclamate	µg/l	0.315 ± 0.0222	- ± -	0.0789	-	-
Diazepam	µg/l	- ± -	- ± -	-	-	-
Diclofenac	µg/l	0.481 ± 0.0101	0.62 ± 0.25	0.0674	129	0.28
Ibuprofen	µg/l	0.41 ± 0.0265	0.42 ± 0.13	0.0492	103	0.04
Iopamidol	µg/l	0.232 ± 0.0149	0.17 ± 0.054	0.0534	73.2	-0.57
Metoprolol	µg/l	0.209 ± 0.00755	0.19 ± 0.063	0.0419	90.8	-0.15
Saccharin	µg/l	0.261 ± 0.0222	- ± -	0.0391	-	-
Sotalol	µg/l	0.647 ± 0.0221	0.52 ± 0.41	0.142	80.3	-0.16
Sucralose	µg/l	0.571 ± 0.0363	- ± -	0.171	-	-
Sulfamethoxazole	µg/l	0.156 ± 0.00742	0.15 ± 0.057	0.0187	96.3	-0.05

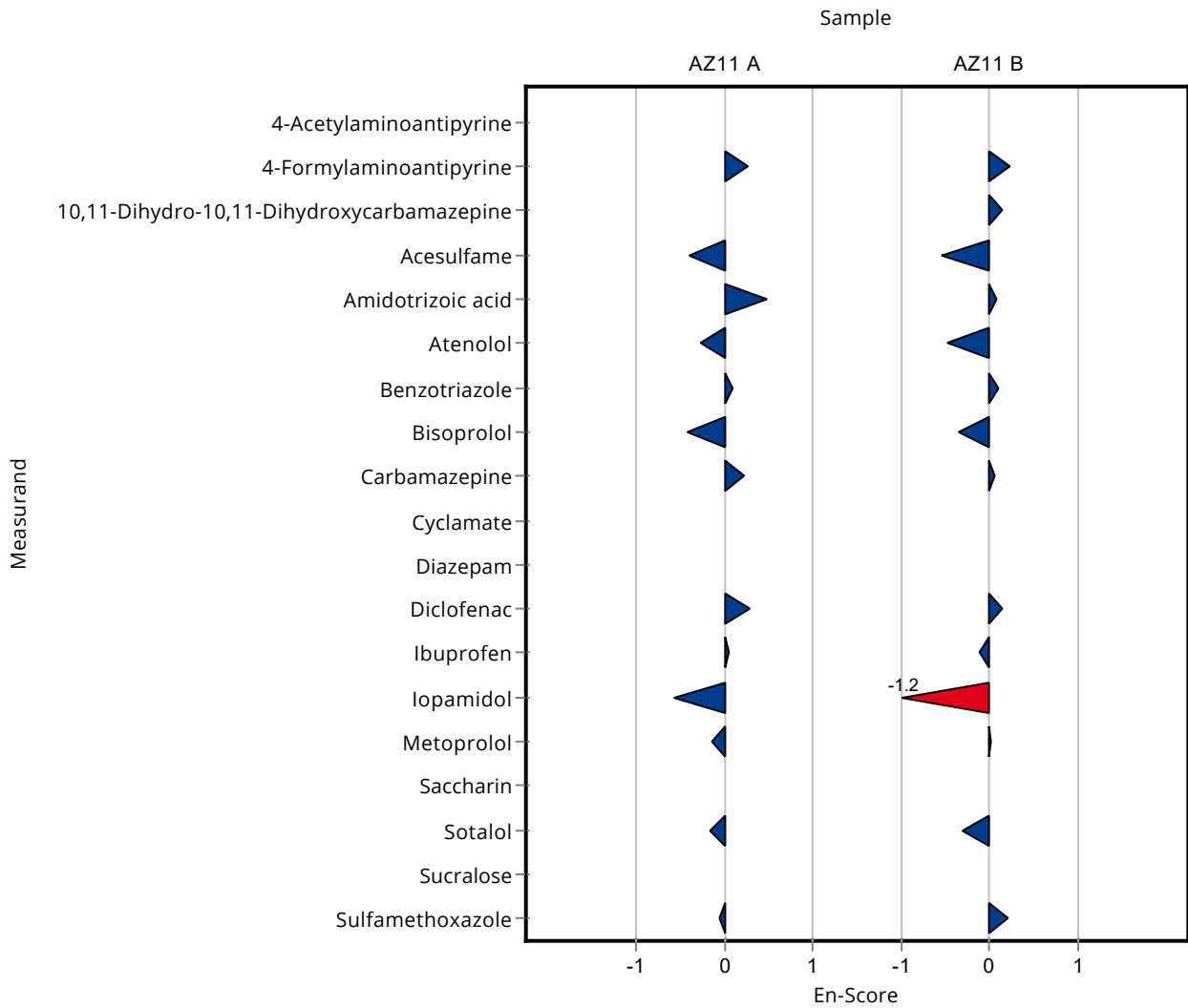
Sample: AZ11B

Parameter	Unit	Assigned value ± U (k=2)	Result ± U	Criterion	Recovery [%]	En-Score
4-Acetylaminoantipyrine	µg/l	0.981 ± 0.0587	- ± -	0.0981	-	-

Summary of results Pharmaceuticals, Industrial Chemicals and Artificial Sweeteners - AZ11 - En-Score

Labcode: LC0018

Parameter	Unit	Assigned value ± U (k=2)	Result ± U	Criterion	Recovery [%]	En-Score
4-Formylaminoantipyrine	µg/l	3.75 ± 0.251	4.5 ± 1.6	0.375	120	0.24
10,11-Dihydro-10,11-Dihydroxycarbamazepine	µg/l	0.681 ± 0.0557	0.76 ± 0.28	0.136	112	0.14
Acesulfame	µg/l	1.75 ± 0.154	1.2 ± 0.5	0.298	68.4	-0.55
Amidotrizoic acid	µg/l	0.657 ± 0.0323	0.7 ± 0.24	0.131	107	0.09
Atenolol	µg/l	0.234 ± 0.0321	0.15 ± 0.086	0.0467	64.2	-0.48
Benzotriazole	µg/l	4.83 ± 0.14	5.2 ± 1.9	0.58	108	0.10
Bisoprolol	µg/l	0.256 ± 0.0312	0.19 ± 0.093	0.0461	74.1	-0.35
Carbamazepine	µg/l	0.321 ± 0.0117	0.33 ± 0.096	0.0417	103	0.05
Cyclamate	µg/l	0.0992 ± 0.0135	- ± -	0.0248	-	-
Diazepam	µg/l	- ± -	- ± -	-	-	-
Diclofenac	µg/l	2.02 ± 0.0908	2.3 ± 0.94	0.283	114	0.15
Ibuprofen	µg/l	1.39 ± 0.0714	1.3 ± 0.42	0.167	93.5	-0.11
Iopamidol	µg/l	23.1 ± 1.24	13 ± 4.2	5.32	56.2	-1.19
Metoprolol	µg/l	0.128 ± 0.00989	0.13 ± 0.043	0.0257	101	0.02
Saccharin	µg/l	0.745 ± 0.0519	- ± -	0.112	-	-
Sotalol	µg/l	0.116 ± 0.0193	0.077 ± 0.061	0.0255	66.4	-0.32
Sucralose	µg/l	15.9 ± 0.952	- ± -	4.77	-	-
Sulfamethoxazole	µg/l	0.0619 ± 0.00373	0.074 ± 0.028	0.00743	120	0.22



Summary of results Pharmaceuticals, Industrial Chemicals and Artificial Sweeteners - AZ11

Labcode: LC0019

Sample: AZ11A

Parameter	Unit	Assigned value ± U (k=2)	Result ± U	Criterion	Recovery [%]	z-Score
4-Acetylaminoantipyrine	µg/l	0.0486 ± 0.00172	0.0482376 ± 0.012059	0.00486	99.3	-0.07
4-Formylaminoantipyrine	µg/l	0.0676 ± 0.00587	- ± -	0.00879	-	-
10,11-Dihydro-10,11-Dihydroxycarbamazepine	µg/l	- ± -	- ± -	-	-	-
Acesulfame	µg/l	0.307 ± 0.0191	0.2992831 ± 0.074821	0.0522	97.5	-0.15
Amidotrizoic acid	µg/l	0.0426 ± 0.00378	- ± -	0.00851	-	-
Atenolol	µg/l	0.382 ± 0.0189	0.38159385 ± 0.095398	0.0764	99.9	0.00
Benzotriazole	µg/l	0.0898 ± 0.00412	0.09021085 ± 0.022553	0.0108	100	0.04
Bisoprolol	µg/l	0.282 ± 0.00927	- ± -	0.0282	-	-
Carbamazepine	µg/l	0.0087 ± 0.000846	0.00801325 ± 0.002003	0.00113	92.1	-0.61
Cyclamate	µg/l	0.315 ± 0.0222	- ± -	0.0789	-	-
Diazepam	µg/l	- ± -	- ± -	-	-	-
Diclofenac	µg/l	0.481 ± 0.0101	0.4829454 ± 0.120736	0.0674	100	0.02
Ibuprofen	µg/l	0.41 ± 0.0265	0.36984085 ± 0.09246	0.0492	90.3	-0.81
Iopamidol	µg/l	0.232 ± 0.0149	- ± -	0.0534	-	-
Metoprolol	µg/l	0.209 ± 0.00755	0.2112664 ± 0.052817	0.0419	101	0.05
Saccharin	µg/l	0.261 ± 0.0222	- ± -	0.0391	-	-
Sotalol	µg/l	0.647 ± 0.0221	0.66862785 ± 0.167157	0.142	103	0.15
Sucralose	µg/l	0.571 ± 0.0363	- ± -	0.171	-	-
Sulfamethoxazole	µg/l	0.156 ± 0.00742	0.1330602 ± 0.033265	0.0187	85.4	-1.21

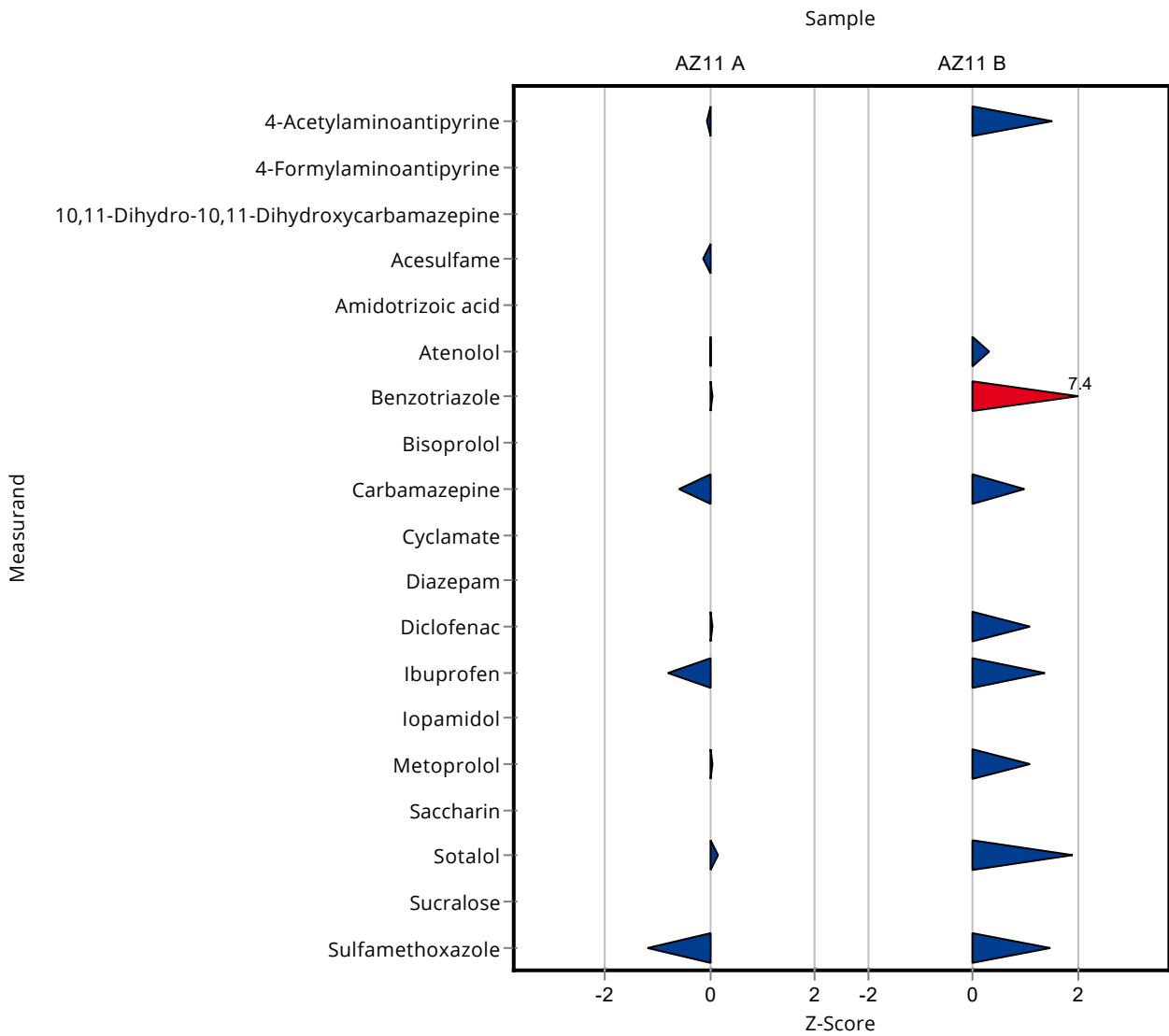
Sample: AZ11B

Parameter	Unit	Assigned value ± U (k=2)	Result ± U	Criterion	Recovery [%]	z-Score
4-Acetylaminoantipyrine	µg/l	0.981 ± 0.0587	1.1305 ± 0.169575	0.0981	115	1.53
4-Formylaminoantipyrine	µg/l	3.75 ± 0.251	- ± -	0.375	-	-
10,11-Dihydro-10,11-Dihydroxycarbamazepine	µg/l	0.681 ± 0.0557	- ± -	0.136	-	-
Acesulfame	µg/l	1.75 ± 0.154	- ± -	0.298	-	-
Amidotrizoic acid	µg/l	0.657 ± 0.0323	- ± -	0.131	-	-
Atenolol	µg/l	0.234 ± 0.0321	0.24925 ± 0.062312	0.0467	107	0.33
Benzotriazole	µg/l	4.83 ± 0.14	9.12925 ± 2.282313	0.58	189	7.40

Summary of results Pharmaceuticals, Industrial Chemicals and Artificial Sweeteners - AZ11

Labcode: LC0019

Parameter	Unit	Assigned value ± U (k=2)	Result ± U	Criterion	Recovery [%]	z-Score
Bisoprolol	µg/l	0.256 ± 0.0312	- ± -	0.0461	-	-
Carbamazepine	µg/l	0.321 ± 0.0117	0.3615 ± 0.0723	0.0417	113	0.98
Cyclamate	µg/l	0.0992 ± 0.0135	- ± -	0.0248	-	-
Diazepam	µg/l	- ± -	- ± -	-	-	-
Diclofenac	µg/l	2.02 ± 0.0908	2.3345 ± 0.583625	0.283	116	1.11
Ibuprofen	µg/l	1.39 ± 0.0714	1.61675 ± 0.565863	0.167	116	1.36
Iopamidol	µg/l	23.1 ± 1.24	- ± -	5.32	-	-
Metoprolol	µg/l	0.128 ± 0.00989	0.15625 ± 0.039063	0.0257	122	1.08
Saccharin	µg/l	0.745 ± 0.0519	- ± -	0.112	-	-
Sotalol	µg/l	0.116 ± 0.0193	0.16425 ± 0.041063	0.0255	142	1.90
Sucralose	µg/l	15.9 ± 0.952	- ± -	4.77	-	-
Sulfamethoxazole	µg/l	0.0619 ± 0.00373	0.073 ± 0.0146	0.00743	118	1.50



Sample: AZ11A

Parameter	Unit	Assigned value ± U (k=2)	Result ± U	Criterion	Recovery [%]	En-Score
4-Acetylaminoantipyrine	µg/l	0.0486 ± 0.00172	0.0482376 ± 0.012059	0.00486	99.3	-0.01
4-Formylaminoantipyrine	µg/l	0.0676 ± 0.00587	- ± -	0.00879	-	-
10,11-Dihydro-10,11-Dihydroxycarbamazepine	µg/l	- ± -	- ± -	-	-	-
Acesulfame	µg/l	0.307 ± 0.0191	0.2992831 ± 0.074821	0.0522	97.5	-0.05
Amidotrizoic acid	µg/l	0.0426 ± 0.00378	- ± -	0.00851	-	-
Atenolol	µg/l	0.382 ± 0.0189	0.38159385 ± 0.095398	0.0764	99.9	0.00
Benzotriazole	µg/l	0.0898 ± 0.00412	0.09021085 ± 0.022553	0.0108	100	0.01
Bisoprolol	µg/l	0.282 ± 0.00927	- ± -	0.0282	-	-
Carbamazepine	µg/l	0.0087 ± 0.000846	0.00801325 ± 0.002003	0.00113	92.1	-0.17
Cyclamate	µg/l	0.315 ± 0.0222	- ± -	0.0789	-	-
Diazepam	µg/l	- ± -	- ± -	-	-	-
Diclofenac	µg/l	0.481 ± 0.0101	0.4829454 ± 0.120736	0.0674	100	0.01
Ibuprofen	µg/l	0.41 ± 0.0265	0.36984085 ± 0.09246	0.0492	90.3	-0.21
Iopamidol	µg/l	0.232 ± 0.0149	- ± -	0.0534	-	-
Metoprolol	µg/l	0.209 ± 0.00755	0.2112664 ± 0.052817	0.0419	101	0.02
Saccharin	µg/l	0.261 ± 0.0222	- ± -	0.0391	-	-
Sotalol	µg/l	0.647 ± 0.0221	0.66862785 ± 0.167157	0.142	103	0.06
Sucralose	µg/l	0.571 ± 0.0363	- ± -	0.171	-	-
Sulfamethoxazole	µg/l	0.156 ± 0.00742	0.1330602 ± 0.033265	0.0187	85.4	-0.34

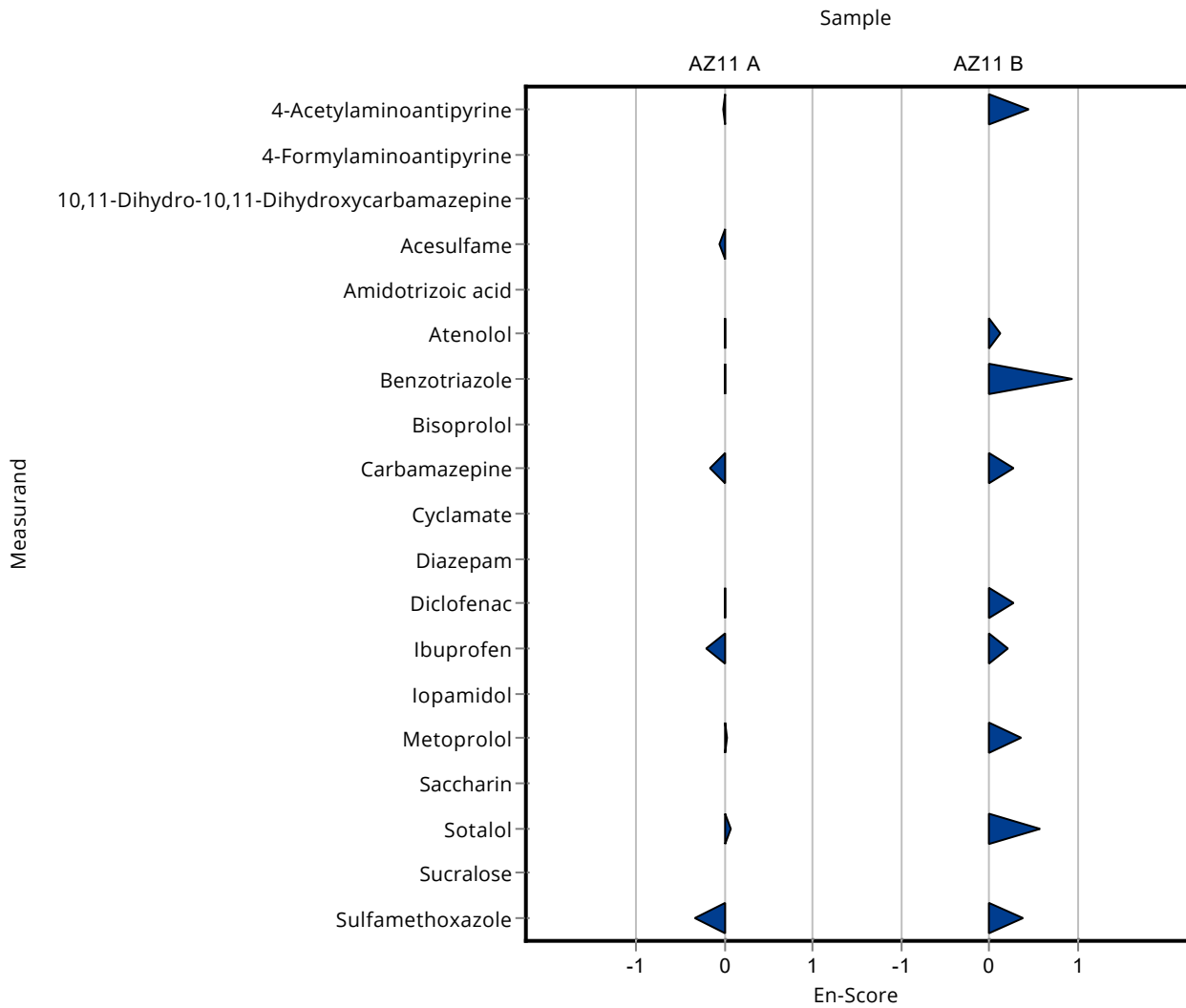
Sample: AZ11B

Parameter	Unit	Assigned value ± U (k=2)	Result ± U	Criterion	Recovery [%]	En-Score
4-Acetylaminoantipyrine	µg/l	0.981 ± 0.0587	1.1305 ± 0.169575	0.0981	115	0.44

Summary of results Pharmaceuticals, Industrial Chemicals and Artificial
Sweeteners - AZ11 - En-Score

Labcode: LC0019

Parameter	Unit	Assigned value ± U (k=2)	Result ± U	Criterion Recovery [%]	En-Score	
4-Formylaminoantipyrine	µg/l	3.75 ± 0.251	- ± -	0.375	-	
10,11-Dihydro-10,11-Dihydroxycarbamazepine	µg/l	0.681 ± 0.0557	- ± -	0.136	-	
Acesulfame	µg/l	1.75 ± 0.154	- ± -	0.298	-	
Amidotrizoic acid	µg/l	0.657 ± 0.0323	- ± -	0.131	-	
Atenolol	µg/l	0.234 ± 0.0321	0.24925 ± 0.062312	0.0467	107	0.12
Benzotriazole	µg/l	4.83 ± 0.14	9.12925 ± 2.282313	0.58	189	0.94
Bisoprolol	µg/l	0.256 ± 0.0312	- ± -	0.0461	-	-
Carbamazepine	µg/l	0.321 ± 0.0117	0.3615 ± 0.0723	0.0417	113	0.28
Cyclamate	µg/l	0.0992 ± 0.0135	- ± -	0.0248	-	-
Diazepam	µg/l	- ± -	- ± -	-	-	-
Diclofenac	µg/l	2.02 ± 0.0908	2.3345 ± 0.583625	0.283	116	0.27
Ibuprofen	µg/l	1.39 ± 0.0714	1.61675 ± 0.565863	0.167	116	0.20
Iopamidol	µg/l	23.1 ± 1.24	- ± -	5.32	-	-
Metoprolol	µg/l	0.128 ± 0.00989	0.15625 ± 0.039063	0.0257	122	0.35
Saccharin	µg/l	0.745 ± 0.0519	- ± -	0.112	-	-
Sotalol	µg/l	0.116 ± 0.0193	0.16425 ± 0.041063	0.0255	142	0.57
Sucralose	µg/l	15.9 ± 0.952	- ± -	4.77	-	-
Sulfamethoxazole	µg/l	0.0619 ± 0.00373	0.073 ± 0.0146	0.00743	118	0.38



Summary of results Pharmaceuticals, Industrial Chemicals and Artificial Sweeteners - AZ11

Labcode: LC0020

Sample: AZ11A

Parameter	Unit	Assigned value ± U (k=2)	Result ± U	Criterion	Recovery [%]	z-Score
4-Acetylaminoantipyrine	µg/l	0.0486 ± 0.00172	0.051 ± 0.0061	0.00486	105	0.50
4-Formylaminoantipyrine	µg/l	0.0676 ± 0.00587	0.073 ± 0.00873	0.00879	108	0.61
10,11-Dihydro-10,11-Dihydroxycarbamazepine	µg/l	- ± -	0.132 ± 0.0513	-	-	-
Acesulfame	µg/l	0.307 ± 0.0191	0.288 ± 0.023	0.0522	93.8	-0.36
Amidotrizoic acid	µg/l	0.0426 ± 0.00378	0.04 ± 0.0123	0.00851	94	-0.30
Atenolol	µg/l	0.382 ± 0.0189	0.436 ± 0.0741	0.0764	114	0.71
Benzotriazole	µg/l	0.0898 ± 0.00412	0.105 ± 0.0137	0.0108	117	1.41
Bisoprolol	µg/l	0.282 ± 0.00927	0.302 ± 0.0482	0.0282	107	0.72
Carbamazepine	µg/l	0.0087 ± 0.000846	<0.01 (LOQ) ± -	0.00113	-	-
Cyclamate	µg/l	0.315 ± 0.0222	0.283 ± 0.0211	0.0789	89.7	-0.41
Diazepam	µg/l	- ± -	0.071 ± 0.00928	-	-	-
Diclofenac	µg/l	0.481 ± 0.0101	0.482 ± 0.0626	0.0674	100	0.01
Ibuprofen	µg/l	0.41 ± 0.0265	0.453 ± 0.068	0.0492	111	0.88
Iopamidol	µg/l	0.232 ± 0.0149	0.244 ± 0.061	0.0534	105	0.22
Metoprolol	µg/l	0.209 ± 0.00755	0.204 ± 0.0306	0.0419	97.5	-0.13
Saccharin	µg/l	0.261 ± 0.0222	0.251 ± 0.0501	0.0391	96.2	-0.25
Sotalol	µg/l	0.647 ± 0.0221	0.619 ± 0.0743	0.142	95.6	-0.20
Sucralose	µg/l	0.571 ± 0.0363	0.522 ± 0.188	0.171	91.5	-0.28
Sulfamethoxazole	µg/l	0.156 ± 0.00742	0.148 ± 0.0296	0.0187	95	-0.42

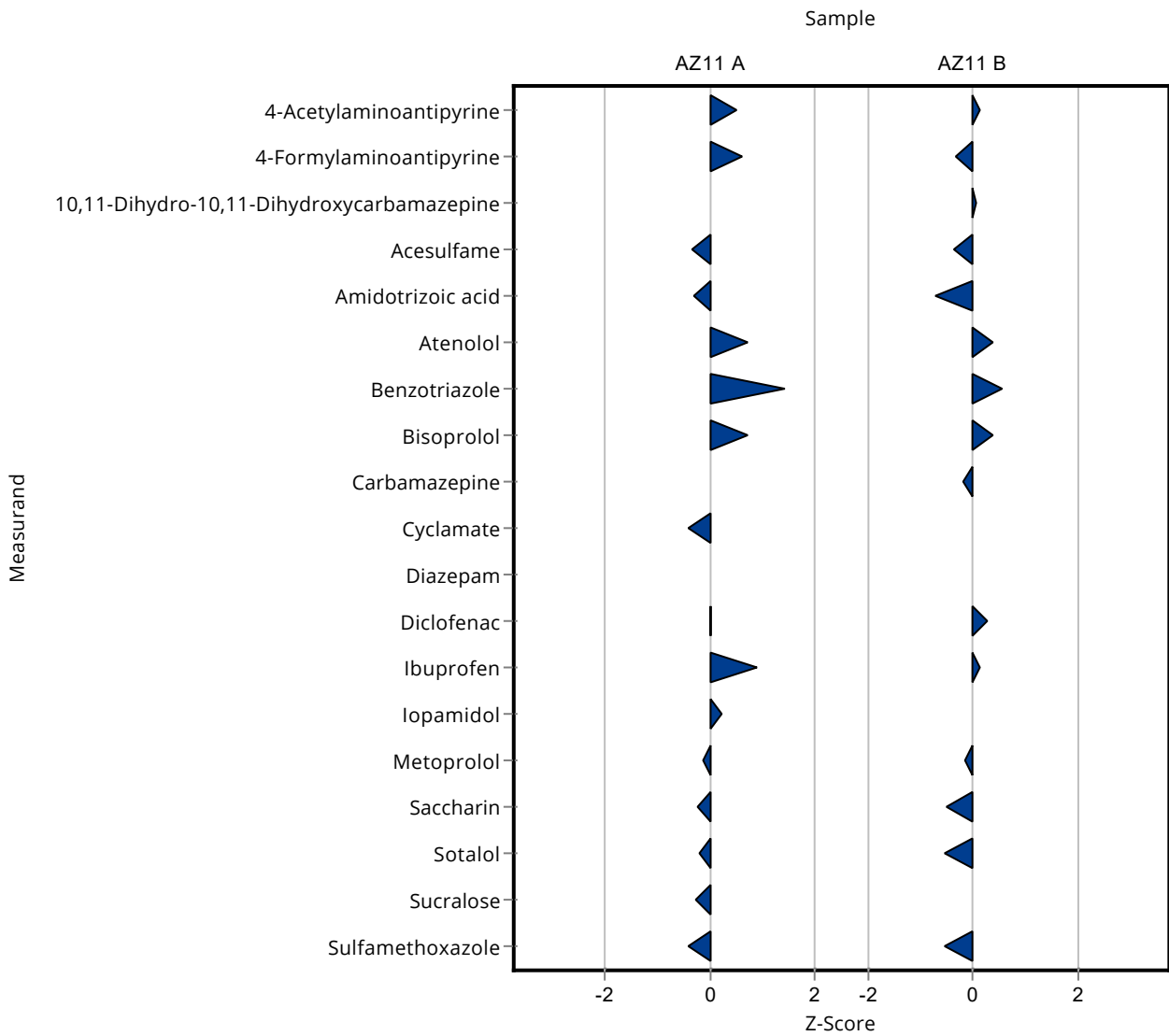
Sample: AZ11B

Parameter	Unit	Assigned value ± U (k=2)	Result ± U	Criterion	Recovery [%]	z-Score
4-Acetylaminoantipyrine	µg/l	0.981 ± 0.0587	0.994 ± 0.119	0.0981	101	0.13
4-Formylaminoantipyrine	µg/l	3.75 ± 0.251	3.63 ± 0.435	0.375	96.9	-0.31
10,11-Dihydro-10,11-Dihydroxycarbamazepine	µg/l	0.681 ± 0.0557	0.689 ± 0.269	0.136	101	0.06
Acesulfame	µg/l	1.75 ± 0.154	1.65 ± 0.132	0.298	94.1	-0.35
Amidotrizoic acid	µg/l	0.657 ± 0.0323	0.562 ± 0.174	0.131	85.6	-0.72
Atenolol	µg/l	0.234 ± 0.0321	0.251 ± 0.0427	0.0467	107	0.37
Benzotriazole	µg/l	4.83 ± 0.14	5.16 ± 0.671	0.58	107	0.56

Summary of results Pharmaceuticals, Industrial Chemicals and Artificial Sweeteners - AZ11

Labcode: LC0020

Parameter	Unit	Assigned value ± U (k=2)	Result ± U	Criterion	Recovery [%]	z-Score
Bisoprolol	µg/l	0.256 ± 0.0312	0.274 ± 0.0438	0.0461	107	0.38
Carbamazepine	µg/l	0.321 ± 0.0117	0.313 ± 0.047	0.0417	97.6	-0.19
Cyclamate	µg/l	0.0992 ± 0.0135	- ± -	0.0248	-	-
Diazepam	µg/l	- ± -	0.596 ± 0.0774	-	-	-
Diclofenac	µg/l	2.02 ± 0.0908	2.1 ± 0.273	0.283	104	0.28
Ibuprofen	µg/l	1.39 ± 0.0714	1.41 ± 0.211	0.167	101	0.12
Iopamidol	µg/l	23.1 ± 1.24	- ± -	5.32	-	-
Metoprolol	µg/l	0.128 ± 0.00989	0.125 ± 0.0187	0.0257	97.3	-0.13
Saccharin	µg/l	0.745 ± 0.0519	0.69 ± 0.138	0.112	92.6	-0.49
Sotalol	µg/l	0.116 ± 0.0193	0.102 ± 0.0122	0.0255	88	-0.55
Sucralose	µg/l	15.9 ± 0.952	- ± -	4.77	-	-
Sulfamethoxazole	µg/l	0.0619 ± 0.00373	0.058 ± 0.0115	0.00743	93.7	-0.52



Sample: AZ11A

Parameter	Unit	Assigned value ± U (k=2)	Result ± U	Criterion	Recovery [%]	En-Score
4-Acetylaminoantipyrine	µg/l	0.0486 ± 0.00172	0.051 ± 0.0061	0.00486	105	0.20
4-Formylaminoantipyrine	µg/l	0.0676 ± 0.00587	0.073 ± 0.00873	0.00879	108	0.29
10,11-Dihydro-10,11-Dihydroxycarbamazepine	µg/l	- ± -	0.132 ± 0.0513	-	-	-
Acesulfame	µg/l	0.307 ± 0.0191	0.288 ± 0.023	0.0522	93.8	-0.38
Amidotrizoic acid	µg/l	0.0426 ± 0.00378	0.04 ± 0.0123	0.00851	94	-0.10
Atenolol	µg/l	0.382 ± 0.0189	0.436 ± 0.0741	0.0764	114	0.36
Benzotriazole	µg/l	0.0898 ± 0.00412	0.105 ± 0.0137	0.0108	117	0.55
Bisoprolol	µg/l	0.282 ± 0.00927	0.302 ± 0.0482	0.0282	107	0.21
Carbamazepine	µg/l	0.0087 ± 0.000846	<0.01 (LOQ) ± -	0.00113	-	-
Cyclamate	µg/l	0.315 ± 0.0222	0.283 ± 0.0211	0.0789	89.7	-0.68
Diazepam	µg/l	- ± -	0.071 ± 0.00928	-	-	-
Diclofenac	µg/l	0.481 ± 0.0101	0.482 ± 0.0626	0.0674	100	0.00
Ibuprofen	µg/l	0.41 ± 0.0265	0.453 ± 0.068	0.0492	111	0.31
Iopamidol	µg/l	0.232 ± 0.0149	0.244 ± 0.061	0.0534	105	0.10
Metoprolol	µg/l	0.209 ± 0.00755	0.204 ± 0.0306	0.0419	97.5	-0.09
Saccharin	µg/l	0.261 ± 0.0222	0.251 ± 0.0501	0.0391	96.2	-0.10
Sotalol	µg/l	0.647 ± 0.0221	0.619 ± 0.0743	0.142	95.6	-0.19
Sucralose	µg/l	0.571 ± 0.0363	0.522 ± 0.188	0.171	91.5	-0.13
Sulfamethoxazole	µg/l	0.156 ± 0.00742	0.148 ± 0.0296	0.0187	95	-0.13

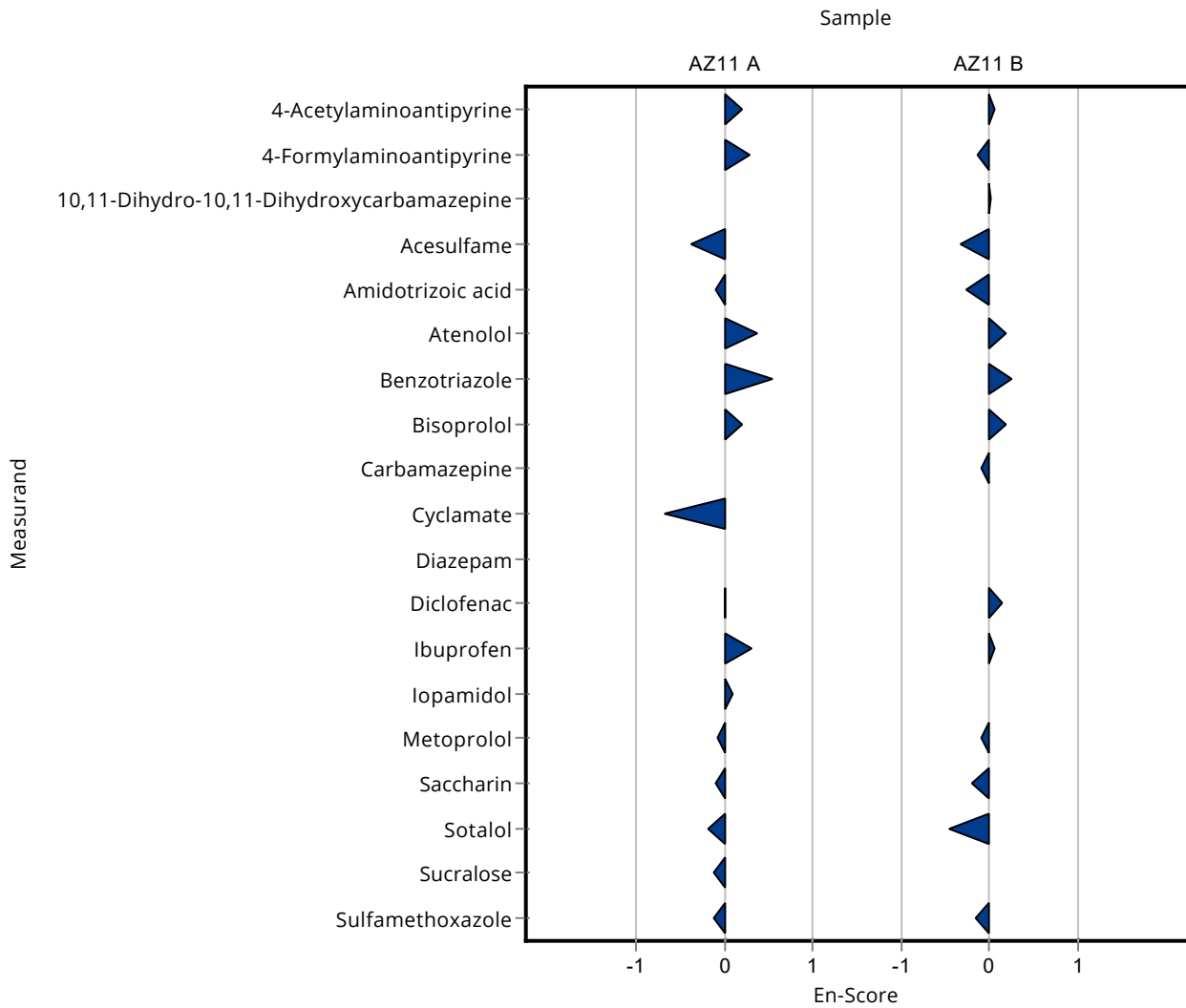
Sample: AZ11B

Parameter	Unit	Assigned value ± U (k=2)	Result ± U	Criterion	Recovery [%]	En-Score
4-Acetylaminoantipyrine	µg/l	0.981 ± 0.0587	0.994 ± 0.119	0.0981	101	0.05

Summary of results Pharmaceuticals, Industrial Chemicals and Artificial Sweeteners - AZ11 - En-Score

Labcode: LC0020

Parameter	Unit	Assigned value ± U (k=2)	Result ± U	Criterion	Recovery [%]	En-Score
4-Formylaminoantipyrine	µg/l	3.75 ± 0.251	3.63 ± 0.435	0.375	96.9	-0.13
10,11-Dihydro-10,11-Dihydroxycarbamazepine	µg/l	0.681 ± 0.0557	0.689 ± 0.269	0.136	101	0.02
Acesulfame	µg/l	1.75 ± 0.154	1.65 ± 0.132	0.298	94.1	-0.34
Amidotrizoic acid	µg/l	0.657 ± 0.0323	0.562 ± 0.174	0.131	85.6	-0.27
Atenolol	µg/l	0.234 ± 0.0321	0.251 ± 0.0427	0.0467	107	0.19
Benzotriazole	µg/l	4.83 ± 0.14	5.16 ± 0.671	0.58	107	0.24
Bisoprolol	µg/l	0.256 ± 0.0312	0.274 ± 0.0438	0.0461	107	0.19
Carbamazepine	µg/l	0.321 ± 0.0117	0.313 ± 0.047	0.0417	97.6	-0.08
Cyclamate	µg/l	0.0992 ± 0.0135	- ± -	0.0248	-	-
Diazepam	µg/l	- ± -	0.596 ± 0.0774	-	-	-
Diclofenac	µg/l	2.02 ± 0.0908	2.1 ± 0.273	0.283	104	0.14
Ibuprofen	µg/l	1.39 ± 0.0714	1.41 ± 0.211	0.167	101	0.05
Iopamidol	µg/l	23.1 ± 1.24	- ± -	5.32	-	-
Metoprolol	µg/l	0.128 ± 0.00989	0.125 ± 0.0187	0.0257	97.3	-0.09
Saccharin	µg/l	0.745 ± 0.0519	0.69 ± 0.138	0.112	92.6	-0.20
Sotalol	µg/l	0.116 ± 0.0193	0.102 ± 0.0122	0.0255	88	-0.45
Sucralose	µg/l	15.9 ± 0.952	- ± -	4.77	-	-
Sulfamethoxazole	µg/l	0.0619 ± 0.00373	0.058 ± 0.0115	0.00743	93.7	-0.17



Summary of results Pharmaceuticals, Industrial Chemicals and Artificial Sweeteners - AZ11

Labcode: LC0021

Sample: AZ11A

Parameter	Unit	Assigned value ± U (k=2)	Result ± U	Criterion	Recovery [%]	z-Score
4-Acetylaminoantipyrine	µg/l	0.0486 ± 0.00172	0.0513 ± 0.00513	0.00486	106	0.56
4-Formylaminoantipyrine	µg/l	0.0676 ± 0.00587	0.0644 ± 0.00644	0.00879	95.2	-0.37
10,11-Dihydro-10,11-Dihydroxycarbamazepine	µg/l	- ± -	0.0525 ± 0.00525	-	-	-
Acesulfame	µg/l	0.307 ± 0.0191	0.382 ± 0.0382	0.0522	124	1.44
Amidotrizoic acid	µg/l	0.0426 ± 0.00378	0.0452 ± 0.00452	0.00851	106	0.31
Atenolol	µg/l	0.382 ± 0.0189	0.398 ± 0.0398	0.0764	104	0.21
Benzotriazole	µg/l	0.0898 ± 0.00412	0.0971 ± 0.00971	0.0108	108	0.68
Bisoprolol	µg/l	0.282 ± 0.00927	0.275 ± 0.0275	0.0282	97.6	-0.24
Carbamazepine	µg/l	0.0087 ± 0.000846	<0.01 (LOQ) ± -	0.00113	-	-
Cyclamate	µg/l	0.315 ± 0.0222	0.312 ± 0.0312	0.0789	98.9	-0.04
Diazepam	µg/l	- ± -	0.061 ± 0.0061	-	-	-
Diclofenac	µg/l	0.481 ± 0.0101	0.513 ± 0.0513	0.0674	107	0.47
Ibuprofen	µg/l	0.41 ± 0.0265	0.418 ± 0.0418	0.0492	102	0.17
Iopamidol	µg/l	0.232 ± 0.0149	0.246 ± 0.0246	0.0534	106	0.26
Metoprolol	µg/l	0.209 ± 0.00755	0.225 ± 0.0225	0.0419	107	0.37
Saccharin	µg/l	0.261 ± 0.0222	0.34 ± 0.034	0.0391	130	2.02
Sotalol	µg/l	0.647 ± 0.0221	0.625 ± 0.0625	0.142	96.5	-0.16
Sucralose	µg/l	0.571 ± 0.0363	0.767 ± 0.0767	0.171	134	1.15
Sulfamethoxazole	µg/l	0.156 ± 0.00742	0.149 ± 0.0149	0.0187	95.7	-0.36

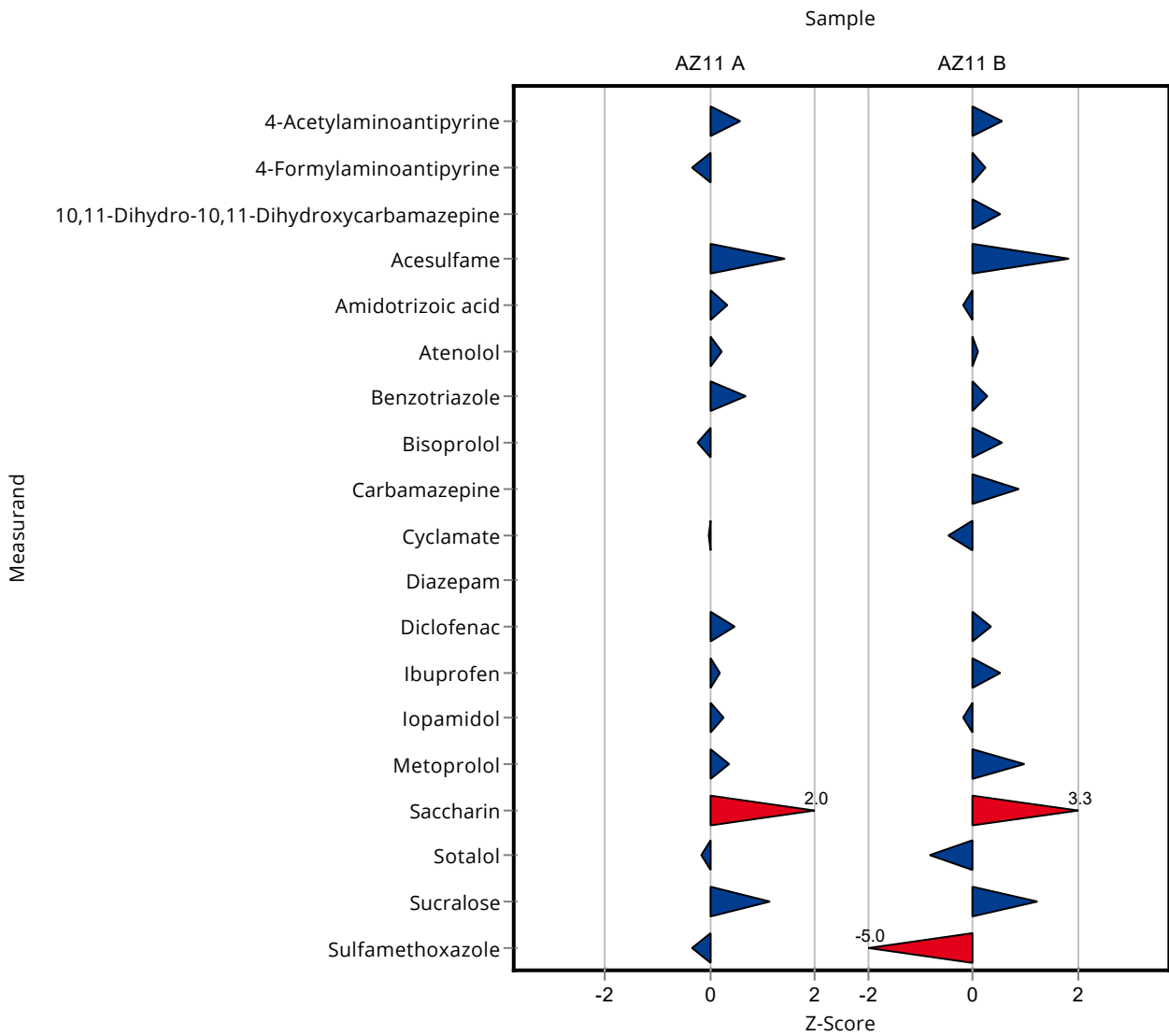
Sample: AZ11B

Parameter	Unit	Assigned value ± U (k=2)	Result ± U	Criterion	Recovery [%]	z-Score
4-Acetylaminoantipyrine	µg/l	0.981 ± 0.0587	1.036 ± 0.1036	0.0981	106	0.56
4-Formylaminoantipyrine	µg/l	3.75 ± 0.251	3.837 ± 0.3837	0.375	102	0.25
10,11-Dihydro-10,11-Dihydroxycarbamazepine	µg/l	0.681 ± 0.0557	0.752 ± 0.0752	0.136	110	0.52
Acesulfame	µg/l	1.75 ± 0.154	2.3 ± 0.23	0.298	131	1.83
Amidotrizoic acid	µg/l	0.657 ± 0.0323	0.632 ± 0.0632	0.131	96.2	-0.19
Atenolol	µg/l	0.234 ± 0.0321	0.238 ± 0.0238	0.0467	102	0.09
Benzotriazole	µg/l	4.83 ± 0.14	4.99 ± 0.499	0.58	103	0.27

Summary of results Pharmaceuticals, Industrial Chemicals and Artificial Sweeteners - AZ11

Labcode: LC0021

Parameter	Unit	Assigned value ± U (k=2)	Result ± U	Criterion	Recovery [%]	z-Score
Bisoprolol	µg/l	0.256 ± 0.0312	0.282 ± 0.0282	0.0461	110	0.56
Carbamazepine	µg/l	0.321 ± 0.0117	0.357 ± 0.0357	0.0417	111	0.87
Cyclamate	µg/l	0.0992 ± 0.0135	0.0877 ± 0.00877	0.0248	88.4	-0.46
Diazepam	µg/l	- ± -	0.592 ± 0.0592	-	-	-
Diclofenac	µg/l	2.02 ± 0.0908	2.12 ± 0.212	0.283	105	0.35
Ibuprofen	µg/l	1.39 ± 0.0714	1.48 ± 0.148	0.167	106	0.54
Iopamidol	µg/l	23.1 ± 1.24	22.1 ± 2.21	5.32	95.6	-0.19
Metoprolol	µg/l	0.128 ± 0.00989	0.154 ± 0.0154	0.0257	120	0.99
Saccharin	µg/l	0.745 ± 0.0519	1.11 ± 0.111	0.112	149	3.26
Sotalol	µg/l	0.116 ± 0.0193	0.095 ± 0.0095	0.0255	82	-0.82
Sucralose	µg/l	15.9 ± 0.952	21.8 ± 2.18	4.77	137	1.24
Sulfamethoxazole	µg/l	0.0619 ± 0.00373	0.025 ± 0.0025	0.00743	40.4	-4.97



Sample: AZ11A

Parameter	Unit	Assigned value ± U (k=2)	Result ± U	Criterion	Recovery [%]	En-Score
4-Acetylaminoantipyrine	µg/l	0.0486 ± 0.00172	0.0513 ± 0.00513	0.00486	106	0.26
4-Formylaminoantipyrine	µg/l	0.0676 ± 0.00587	0.0644 ± 0.00644	0.00879	95.2	-0.23
10,11-Dihydro-10,11-Dihydroxycarbamazepine	µg/l	- ± -	0.0525 ± 0.00525	-	-	-
Acesulfame	µg/l	0.307 ± 0.0191	0.382 ± 0.0382	0.0522	124	0.95
Amidotrizoic acid	µg/l	0.0426 ± 0.00378	0.0452 ± 0.00452	0.00851	106	0.27
Atenolol	µg/l	0.382 ± 0.0189	0.398 ± 0.0398	0.0764	104	0.20
Benzotriazole	µg/l	0.0898 ± 0.00412	0.0971 ± 0.00971	0.0108	108	0.37
Bisoprolol	µg/l	0.282 ± 0.00927	0.275 ± 0.0275	0.0282	97.6	-0.12
Carbamazepine	µg/l	0.0087 ± 0.000846	<0.01 (LOQ) ± -	0.00113	-	-
Cyclamate	µg/l	0.315 ± 0.0222	0.312 ± 0.0312	0.0789	98.9	-0.05
Diazepam	µg/l	- ± -	0.061 ± 0.0061	-	-	-
Diclofenac	µg/l	0.481 ± 0.0101	0.513 ± 0.0513	0.0674	107	0.31
Ibuprofen	µg/l	0.41 ± 0.0265	0.418 ± 0.0418	0.0492	102	0.10
Iopamidol	µg/l	0.232 ± 0.0149	0.246 ± 0.0246	0.0534	106	0.27
Metoprolol	µg/l	0.209 ± 0.00755	0.225 ± 0.0225	0.0419	107	0.34
Saccharin	µg/l	0.261 ± 0.0222	0.34 ± 0.034	0.0391	130	1.11
Sotalol	µg/l	0.647 ± 0.0221	0.625 ± 0.0625	0.142	96.5	-0.18
Sucralose	µg/l	0.571 ± 0.0363	0.767 ± 0.0767	0.171	134	1.25
Sulfamethoxazole	µg/l	0.156 ± 0.00742	0.149 ± 0.0149	0.0187	95.7	-0.22

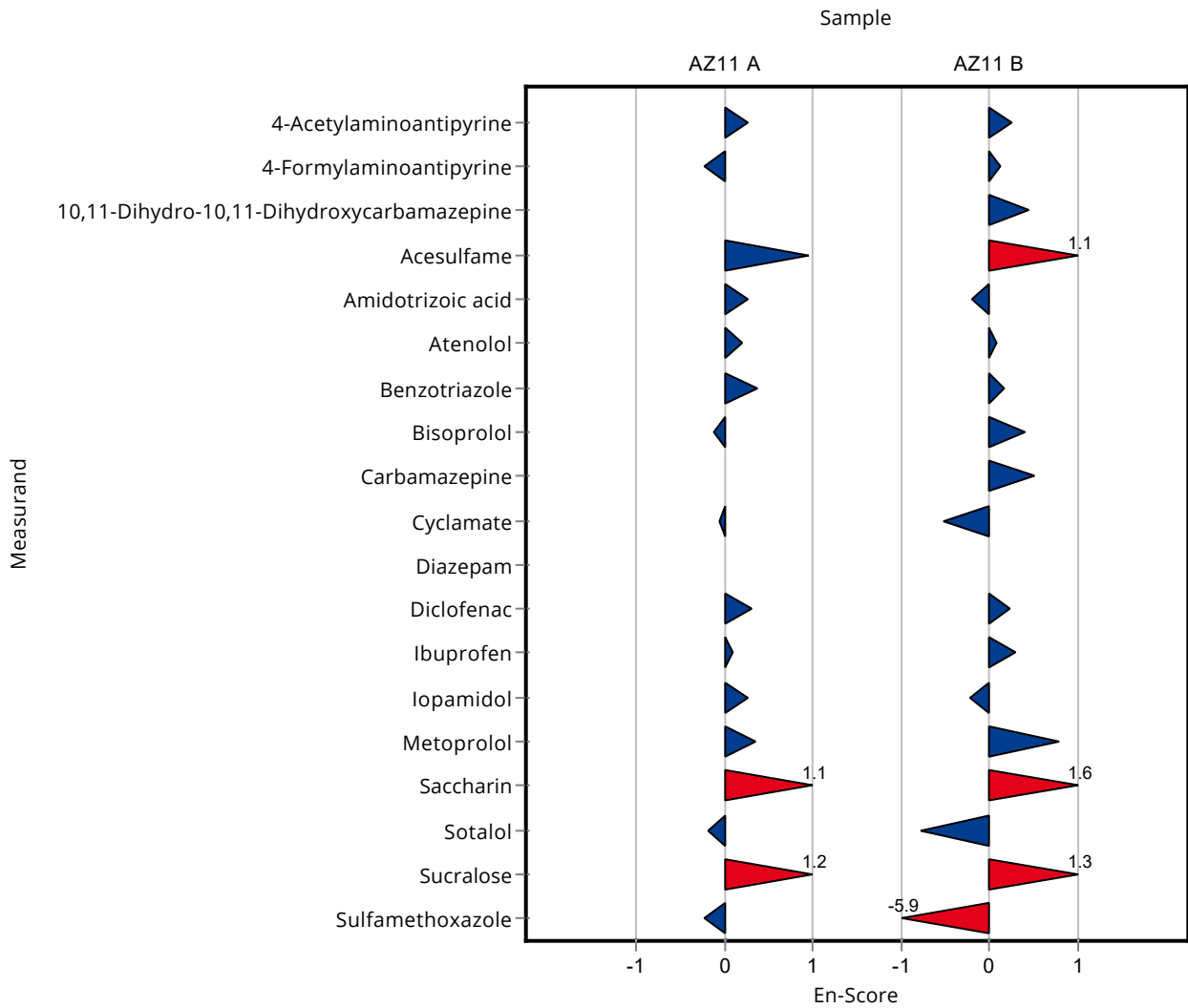
Sample: AZ11B

Parameter	Unit	Assigned value ± U (k=2)	Result ± U	Criterion	Recovery [%]	En-Score
4-Acetylaminoantipyrine	µg/l	0.981 ± 0.0587	1.036 ± 0.1036	0.0981	106	0.26

Summary of results Pharmaceuticals, Industrial Chemicals and Artificial Sweeteners - AZ11 - En-Score

Labcode: LC0021

Parameter	Unit	Assigned value ± U (k=2)	Result ± U	Criterion	Recovery [%]	En-Score
4-Formylaminoantipyrine	µg/l	3.75 ± 0.251	3.837 ± 0.3837	0.375	102	0.11
10,11-Dihydro-10,11-Dihydroxycarbamazepine	µg/l	0.681 ± 0.0557	0.752 ± 0.0752	0.136	110	0.44
Acesulfame	µg/l	1.75 ± 0.154	2.3 ± 0.23	0.298	131	1.13
Amidotrizoic acid	µg/l	0.657 ± 0.0323	0.632 ± 0.0632	0.131	96.2	-0.19
Atenolol	µg/l	0.234 ± 0.0321	0.238 ± 0.0238	0.0467	102	0.07
Benzotriazole	µg/l	4.83 ± 0.14	4.99 ± 0.499	0.58	103	0.15
Bisoprolol	µg/l	0.256 ± 0.0312	0.282 ± 0.0282	0.0461	110	0.40
Carbamazepine	µg/l	0.321 ± 0.0117	0.357 ± 0.0357	0.0417	111	0.50
Cyclamate	µg/l	0.0992 ± 0.0135	0.0877 ± 0.00877	0.0248	88.4	-0.52
Diazepam	µg/l	- ± -	0.592 ± 0.0592	-	-	-
Diclofenac	µg/l	2.02 ± 0.0908	2.12 ± 0.212	0.283	105	0.23
Ibuprofen	µg/l	1.39 ± 0.0714	1.48 ± 0.148	0.167	106	0.30
Iopamidol	µg/l	23.1 ± 1.24	22.1 ± 2.21	5.32	95.6	-0.22
Metoprolol	µg/l	0.128 ± 0.00989	0.154 ± 0.0154	0.0257	120	0.79
Saccharin	µg/l	0.745 ± 0.0519	1.11 ± 0.111	0.112	149	1.60
Sotalol	µg/l	0.116 ± 0.0193	0.095 ± 0.0095	0.0255	82	-0.77
Sucralose	µg/l	15.9 ± 0.952	21.8 ± 2.18	4.77	137	1.32
Sulfamethoxazole	µg/l	0.0619 ± 0.00373	0.025 ± 0.0025	0.00743	40.4	-5.91



E9. Methodenübersicht / Overview of methods

Labcode	Sample	10,11-Dihydro-10,11-Dihydroxycarbamazepine	4-Acetylaminoantipyrine	4-Formylaminoantipyrine	Acesulfame	Amidotrizoic acid
LC0001	AZ11A				LC-MS/MS direct; DIN 38407-36	LC-MS/MS direct; DIN 38407-36
LC0002	AZ11A	LC-MS/MS direct; DIN 38407-47	LC-MS/MS direct; DIN 38407-47	LC-MS/MS direct; DIN 38407-47	LC-MS/MS direct; DIN 38407-47	LC-MS/MS direct; EN ISO 21676
LC0003	AZ11A				LC-MS/MS direct; house method	
LC0004	AZ11A				LC-MS; house method sweeteners	LC-MS/MS direct; EN ISO 21676; F47
LC0005	AZ11A				LC-MS/MS; house method; dilution 1:10	LC-MS/MS direct; house method
LC0006	AZ11A				LC-MS/MS direct; EN ISO 21676	
LC0007	AZ11A		LC-MS/MS; house method	LC-MS/MS; house method		LC-MS/MS; house method
LC0008	AZ11A	LC-MS/MS direct; DIN 38407-47	LC-MS/MS direct; DIN 38407-47	LC-MS/MS direct; DIN 38407-47	LC-MS/MS direct; DIN 38407-47	LC-MS/MS direct; DIN 38407-47
LC0009	AZ11A					LC-MS/MS; house method
LC0010	AZ11A				LC-MS/MS;	LC-MS/MS;
LC0011	AZ11A	LC-HRMS/MS (SPE);	LC-HRMS/MS (SPE);	LC-HRMS/MS (SPE);	LC-HRMS/MS (SPE);	LC-HRMS/MS (SPE);
LC0012	AZ11A				LC-MS; laboratory method	LC-MS; laboratory method
LC0013	AZ11A				LC-MS/MS direct;	LC-MS/MS direct;
LC0014	AZ11A			LC-MS/MS direct; EN ISO 21676	LC-MS/MS direct; EN ISO 21676	LC-MS/MS direct; EN ISO 21676
LC0015	AZ11A				LC-MS/MS direct;	
LC0016	AZ11A				LC-MS/MS direct;	LC-MS/MS direct;
LC0017	AZ11A		LC-MS/MS direct; EN ISO 21676; F47	LC-MS/MS direct; EN ISO 21676; F47	LC-MS/MS direct; DIN 38407-36; F36	LC-MS/MS direct; EN ISO 21676; F47
LC0018	AZ11A	LC-MS/MS;		LC-MS/MS;	LC-MS/MS;	LC-MS/MS direct; EN ISO 21676
LC0019	AZ11A		LC-MS/MS direct;		LC-MS/MS direct;	
LC0020	AZ11A	LC-MS/MS direct; EN ISO 21676	LC-MS/MS direct; EN ISO 21676	LC-MS/MS direct; EN ISO 21676	LC-MS/MS direct; EN ISO 21676	LC-MS/MS direct; EN ISO 21676
LC0021	AZ11A	LC-MS/MS direct; DIN 38407-47; F47	LC-MS/MS direct; DIN 38407-47; F47	LC-MS/MS direct; DIN 38407-47; F47	LC-MS/MS; DIN 38407-35; F35	LC-MS/MS direct; DIN 38407-47; F47

Labcode	Sample	Atenolol	Benzotriazole	Bisoprolol	Carbamazepine	Cyclamate
LC0001	AZ11A	LC-MS/MS direct; DIN 38407-36			LC-MS/MS direct; DIN 38407-36	
LC0002	AZ11A	LC-MS/MS direct; DIN 38407-47	LC-MS/MS direct; DIN 38407-47		LC-MS/MS direct; DIN 38407-47	
LC0003	AZ11A		LC-MS/MS direct; house method			LC-MS/MS direct; house method
LC0004	AZ11A	LC-MS/MS direct; EN ISO 21676; F47	LC-MS/MS direct; EN ISO 21676; F47	LC-MS/MS direct; EN ISO 21676; F47	LC-MS/MS direct; EN ISO 21676; F47	LC-MS; house method sweeteners
LC0005	AZ11A		LC-MS/MS direct; house method		LC-MS/MS direct; house method	
LC0006	AZ11A		LC-MS/MS direct; EN ISO 21676	LC-MS/MS direct; EN ISO 21676	LC-MS/MS direct; EN ISO 21676	LC-MS/MS direct; EN ISO 21676
LC0007	AZ11A	LC-MS/MS; house method		LC-MS/MS; house method	LC-MS/MS; house method	
LC0008	AZ11A	LC-MS/MS direct; DIN 38407-47	LC-MS/MS direct; DIN 38407-47	LC-MS/MS direct; DIN 38407-47	LC-MS/MS direct; DIN 38407-47	LC-MS/MS direct; DIN 38407-47
LC0009	AZ11A			LC-MS/MS; house method		
LC0010	AZ11A					LC-MS/MS;
LC0011	AZ11A	LC-HRMS/MS (SPE);	LC-HRMS/MS (SPE);	LC-HRMS/MS (SPE);	LC-HRMS/MS (SPE);	LC-HRMS/MS (SPE);
LC0012	AZ11A				LC-MS; laboratory method	LC-MS; laboratory method
LC0013	AZ11A	LC-MS/MS direct;	LC-MS/MS direct;		LC-MS/MS direct;	LC-MS/MS direct;
LC0014	AZ11A		LC-MS/MS direct; EN ISO 21676			LC-MS/MS direct; EN ISO 21676
LC0015	AZ11A	LC-MS/MS direct;	LC-MS/MS direct;		LC-MS/MS direct;	LC-MS/MS direct;
LC0016	AZ11A	LC-MS/MS direct;	LC-MS/MS direct;		LC-MS/MS direct;	LC-MS/MS direct;
LC0017	AZ11A		LC-MS/MS direct; DIN 38407-36; F36		LC-MS/MS direct; EN ISO 21676; F47	
LC0018	AZ11A	LC-MS/MS;	LC-MS/MS direct; EN ISO 21676	LC-MS/MS direct; EN ISO 21676	LC-MS/MS direct; EN ISO 21676	
LC0019	AZ11A	LC-MS/MS direct;	LC-MS/MS direct;		LC-MS/MS direct;	
LC0020	AZ11A	LC-MS/MS direct; EN ISO 21676	LC-MS/MS direct; EN ISO 21676	LC-MS/MS direct; EN ISO 21676	LC-MS/MS direct; EN ISO 21676	LC-MS/MS direct; EN ISO 21676
LC0021	AZ11A	LC-MS/MS direct; DIN 38407-47; F47	LC-MS/MS; DIN 38407-35; F35	LC-MS/MS direct; DIN 38407-47; F47	LC-MS/MS direct; DIN 38407-47; F47	LC-MS/MS; DIN 38407-35; F35

Labcode	Sample	Diazepam	Diclofenac	Ibuprofen	Iopamidol	Metoprolol
LC0001	AZ11A		LC-MS/MS direct; DIN 38407-36			LC-MS/MS direct; DIN 38407-36
LC0002	AZ11A		LC-MS/MS direct; DIN 38407-47	LC-MS/MS direct; DIN 38407-47	LC-MS/MS direct; EN ISO 21676	LC-MS/MS direct; DIN 38407-47
LC0003	AZ11A					
LC0004	AZ11A	LC-MS/MS direct; EN ISO 21676; F47	LC-MS/MS direct; EN ISO 21676; F47	GC-MS; house method drug active ingredients	LC-MS/MS direct; EN ISO 21676; F47	LC-MS/MS direct; EN ISO 21676; F47
LC0005	AZ11A		LC-MS/MS direct; house method		LC-MS/MS direct; house method	
LC0006	AZ11A		LC-MS/MS direct; EN ISO 21676	LC-MS/MS direct; EN ISO 21676		
LC0007	AZ11A		LC-MS/MS; house method	LC-MS/MS; house method		LC-MS/MS; house method
LC0008	AZ11A	LC-MS/MS direct; DIN 38407-47	LC-MS/MS direct; DIN 38407-47	LC-MS/MS direct; DIN 38407-47	LC-MS/MS direct; DIN 38407-47	LC-MS/MS direct; DIN 38407-47
LC0009	AZ11A				LC-MS/MS; house method	
LC0010	AZ11A				LC-MS/MS;	
LC0011	AZ11A	LC-HRMS/MS (SPE);	LC-HRMS/MS (SPE);	LC-HRMS/MS (SPE);	LC-HRMS/MS (SPE);	LC-HRMS/MS (SPE);
LC0012	AZ11A		LC-MS; laboratory method	LC-MS; laboratory method	LC-MS; laboratory method	
LC0013	AZ11A		LC-MS/MS direct;	LC-MS/MS direct;		LC-MS/MS direct;
LC0014	AZ11A		LC-MS/MS direct; EN ISO 21676		LC-MS/MS direct; EN ISO 21676	
LC0015	AZ11A		LC-MS/MS direct;	LC-MS/MS direct;	LC-MS/MS direct;	LC-MS/MS direct;
LC0016	AZ11A		LC-MS/MS direct;		LC-MS/MS direct;	LC-MS/MS direct;
LC0017	AZ11A		LC-MS/MS direct; EN ISO 21676; F47	LC-MS/MS direct; EN ISO 21676; F47	LC-MS/MS direct; EN ISO 21676; F47	LC-MS/MS direct; EN ISO 21676; F47
LC0018	AZ11A		LC-MS/MS direct; EN ISO 21676	LC-MS/MS direct; EN ISO 21676	LC-MS/MS direct; EN ISO 21676	LC-MS/MS direct; EN ISO 21676
LC0019	AZ11A		LC-MS/MS direct;	LC-MS/MS direct;		LC-MS/MS direct;
LC0020	AZ11A	LC-MS/MS direct; EN ISO 21676	LC-MS/MS direct; EN ISO 21676	LC-MS/MS direct; EN ISO 21676	LC-MS/MS direct; EN ISO 21676	LC-MS/MS direct; EN ISO 21676
LC0021	AZ11A	LC-MS/MS direct; DIN 38407-47; F47	LC-MS/MS direct; DIN 38407-47; F47	LC-MS/MS direct; DIN 38407-47; F47	LC-MS/MS direct; DIN 38407-47; F47	LC-MS/MS direct; DIN 38407-47; F47

Labcode	Sample	Saccharin	Sotalol	Sucralose	Sulfamethoxazole
LC0001	AZ11A		LC-MS/MS direct; DIN 38407-36		LC-MS/MS direct; DIN 38407-36
LC0002	AZ11A		LC-MS/MS direct; DIN 38407-47		LC-MS/MS direct; DIN 38407-47
LC0003	AZ11A	LC-MS/MS direct; house method		LC-MS/MS direct; house method	
LC0004	AZ11A	LC-MS; house method sweeteners	LC-MS/MS direct; EN ISO 21676; F47	LC-MS; house method sweeteners	LC-MS/MS direct; EN ISO 21676; F47
LC0005	AZ11A	LC-MS/MS direct; house method		LC-MS/MS; house method; dilution 1:10	LC-MS/MS direct; house method
LC0006	AZ11A	LC-MS/MS direct; EN ISO 21676		LC-MS/MS direct; EN ISO 21676	LC-MS/MS direct; EN ISO 21676
LC0007	AZ11A		LC-MS/MS; house method		LC-MS/MS; house method
LC0008	AZ11A	LC-MS/MS direct; DIN 38407-47	LC-MS/MS direct; DIN 38407-47	LC-MS/MS direct; DIN 38407-47	LC-MS/MS direct; DIN 38407-47
LC0009	AZ11A				LC-MS/MS; house method
LC0010	AZ11A	LC-MS/MS;		LC-MS/MS;	
LC0011	AZ11A	LC-HRMS/MS (SPE);	LC-HRMS/MS (SPE);	LC-HRMS/MS (SPE);	LC-HRMS/MS (SPE);
LC0012	AZ11A	LC-MS; laboratory method		LC-MS; laboratory method	LC-MS; laboratory method
LC0013	AZ11A	LC-MS/MS direct;	LC-MS/MS direct;	LC-MS/MS direct;	LC-MS/MS direct;
LC0014	AZ11A	LC-MS/MS direct; EN ISO 21676		LC-MS/MS direct; EN ISO 21676	LC-MS/MS direct; EN ISO 21676
LC0015	AZ11A		LC-MS/MS direct;	LC-MS/MS direct;	LC-MS/MS direct;
LC0016	AZ11A	LC-MS/MS direct;	LC-MS/MS direct;	LC-MS/MS direct;	LC-MS/MS direct;
LC0017	AZ11A		LC-MS/MS direct; EN ISO 21676; F47		LC-MS/MS direct; EN ISO 21676; F47
LC0018	AZ11A		LC-MS/MS direct; EN ISO 21676		LC-MS/MS direct; EN ISO 21676
LC0019	AZ11A		LC-MS/MS direct;		LC-MS/MS direct;
LC0020	AZ11A	LC-MS/MS direct; EN ISO 21676	LC-MS/MS direct; EN ISO 21676	LC-MS/MS direct; EN ISO 21676	LC-MS/MS direct; EN ISO 21676
LC0021	AZ11A	LC-MS/MS; DIN 38407- 35; F35	LC-MS/MS direct; DIN 38407-47; F47	LC-MS/MS; DIN 38407-35; F35	LC-MS/MS direct; DIN 38407-47; F47

LabCode	Sample	10,11-Dihydro-10,11-Dihydroxycarbamazepine	4-Acetylaminoantipyrine	4-Formylaminoantipyrine	Acesulfame	Amidotrizoic acid
LC0001	AZ11B				LC-MS/MS direct; DIN 38407-36	
LC0002	AZ11B	LC-MS/MS direct; DIN 38407-47	LC-MS/MS direct; DIN 38407-47	LC-MS/MS direct; DIN 38407-47	LC-MS/MS direct; DIN 38407-47	LC-MS/MS direct; EN ISO 21676
LC0003	AZ11B				LC-MS/MS direct; house method	
LC0004	AZ11B				LC-MS; house method sweeteners	LC-MS/MS direct; EN ISO 21676; F47
LC0005	AZ11B				LC-MS/MS; house method; dilution 1:100	LC-MS/MS direct; house method
LC0006	AZ11B				LC-MS/MS direct; EN ISO 21676	
LC0007	AZ11B		LC-MS/MS; house method	LC-MS/MS; house method		LC-MS/MS; house method
LC0008	AZ11B	LC-MS/MS direct; DIN 38407-47	LC-MS/MS direct; DIN 38407-47	LC-MS/MS direct; DIN 38407-47	LC-MS/MS direct; DIN 38407-47	LC-MS/MS direct; DIN 38407-47
LC0009	AZ11B					LC-MS/MS; house method
LC0010	AZ11B				LC-MS/MS;	LC-MS/MS;
LC0011	AZ11B	LC-HRMS/MS (SPE);	LC-HRMS/MS (SPE);	LC-HRMS/MS (SPE);	LC-HRMS/MS (SPE);	LC-HRMS/MS (SPE);
LC0012	AZ11B				LC-MS; laboratory method	LC-MS; laboratory method
LC0013	AZ11B				LC-MS/MS direct;	LC-MS/MS direct;
LC0014	AZ11B			LC-MS/MS direct; EN ISO 21676	LC-MS/MS direct; EN ISO 21676	LC-MS/MS direct; EN ISO 21676
LC0015	AZ11B				LC-MS/MS direct;	
LC0016	AZ11B				LC-MS/MS direct;	LC-MS/MS direct;
LC0017	AZ11B		LC-MS/MS direct; EN ISO 21676; F47	LC-MS/MS direct; EN ISO 21676; F47	LC-MS/MS direct; DIN 38407-36; F36	LC-MS/MS direct; EN ISO 21676; F47
LC0018	AZ11B	LC-MS/MS;		LC-MS/MS;	LC-MS/MS;	LC-MS/MS direct; EN ISO 21676
LC0019	AZ11B		LC-MS/MS direct;			
LC0020	AZ11B	LC-MS/MS direct; EN ISO 21676	LC-MS/MS direct; EN ISO 21676	LC-MS/MS direct; EN ISO 21676	LC-MS/MS direct; EN ISO 21676	LC-MS/MS direct; EN ISO 21676
LC0021	AZ11B	LC-MS/MS direct; DIN 38407-47; F47	LC-MS/MS direct; DIN 38407-47; F47	LC-MS/MS direct; DIN 38407-47; F47	LC-MS/MS; DIN 38407-35; F35	LC-MS/MS direct; DIN 38407-47; F47

LabCode	Sample	Atenolol	Benzotriazole	Bisoprolol	Carbamazepine	Cyclamate
LC0001	AZ11B	LC-MS/MS direct; DIN 38407-36			LC-MS/MS direct; DIN 38407-36	
LC0002	AZ11B	LC-MS/MS direct; DIN 38407-47	LC-MS/MS direct; DIN 38407-47		LC-MS/MS direct; DIN 38407-47	
LC0003	AZ11B		LC-MS/MS direct; house method			LC-MS/MS direct; house method
LC0004	AZ11B	LC-MS/MS direct; EN ISO 21676; F47	LC-MS/MS direct; EN ISO 21676; F47	LC-MS/MS direct; EN ISO 21676; F47	LC-MS/MS direct; EN ISO 21676; F47	LC-MS; house method sweeteners
LC0005	AZ11B		LC-MS/MS; house method; dilution 1:10		LC-MS/MS direct; house method	
LC0006	AZ11B		LC-MS/MS direct; EN ISO 21676	LC-MS/MS direct; EN ISO 21676	LC-MS/MS direct; EN ISO 21676	LC-MS/MS direct; EN ISO 21676
LC0007	AZ11B	LC-MS/MS; house method		LC-MS/MS; house method	LC-MS/MS; house method	
LC0008	AZ11B	LC-MS/MS direct; DIN 38407-47	LC-MS/MS direct; DIN 38407-47	LC-MS/MS direct; DIN 38407-47	LC-MS/MS direct; DIN 38407-47	LC-MS/MS direct; DIN 38407-47
LC0009	AZ11B			LC-MS/MS; house method		
LC0010	AZ11B					LC-MS/MS;
LC0011	AZ11B	LC-HRMS/MS (SPE);	LC-HRMS/MS (SPE);	LC-HRMS/MS (SPE);	LC-HRMS/MS (SPE);	LC-HRMS/MS (SPE);
LC0012	AZ11B				LC-MS; laboratory method	LC-MS; laboratory method
LC0013	AZ11B	LC-MS/MS direct;	LC-MS/MS direct;		LC-MS/MS direct;	LC-MS/MS direct;
LC0014	AZ11B		LC-MS/MS direct; EN ISO 21676		LC-MS/MS direct; EN ISO 21676	LC-MS/MS direct; EN ISO 21676
LC0015	AZ11B	LC-MS/MS direct;	LC-MS/MS direct;		LC-MS/MS direct;	LC-MS/MS direct;
LC0016	AZ11B	LC-MS/MS direct;	LC-MS/MS direct;		LC-MS/MS direct;	LC-MS/MS direct;
LC0017	AZ11B		LC-MS/MS direct; DIN 38407-36; F36		LC-MS/MS direct; EN ISO 21676; F47	
LC0018	AZ11B	LC-MS/MS;	LC-MS/MS direct; EN ISO 21676	LC-MS/MS direct; EN ISO 21676	LC-MS/MS direct; EN ISO 21676	
LC0019	AZ11B	LC-MS/MS direct;	LC-MS/MS direct;		LC-MS/MS direct;	
LC0020	AZ11B	LC-MS/MS direct; EN ISO 21676	LC-MS/MS direct; EN ISO 21676	LC-MS/MS direct; EN ISO 21676	LC-MS/MS direct; EN ISO 21676	
LC0021	AZ11B	LC-MS/MS direct; DIN 38407-47; F47	LC-MS/MS; DIN 38407-35; F35	LC-MS/MS direct; DIN 38407-47; F47	LC-MS/MS direct; DIN 38407-47; F47	LC-MS/MS; DIN 38407-35; F35

LabCode	Sample	Diazepam	Diclofenac	Ibuprofen	Iopamidol	Metoprolol
LC0001	AZ11B		LC-MS/MS direct; DIN 38407-36			LC-MS/MS direct; DIN 38407-36
LC0002	AZ11B		LC-MS/MS direct; DIN 38407-47	LC-MS/MS direct; DIN 38407-47	LC-MS/MS direct; EN ISO 21676	LC-MS/MS direct; DIN 38407-47
LC0003	AZ11B					
LC0004	AZ11B	LC-MS/MS direct; EN ISO 21676; F47	LC-MS/MS direct; EN ISO 21676; F47	GC-MS; house method drug active ingredients	LC-MS/MS direct; EN ISO 21676; F47	LC-MS/MS direct; EN ISO 21676; F47
LC0005	AZ11B		LC-MS/MS; house method; dilution 1:10		LC-MS/MS; house method; dilution 1:100	
LC0006	AZ11B		LC-MS/MS direct; EN ISO 21676	LC-MS/MS direct; EN ISO 21676		
LC0007	AZ11B		LC-MS/MS; house method	LC-MS/MS; house method		LC-MS/MS; house method
LC0008	AZ11B	LC-MS/MS direct; DIN 38407-47	LC-MS/MS direct; DIN 38407-47	LC-MS/MS direct; DIN 38407-47	LC-MS/MS direct; DIN 38407-47	LC-MS/MS direct; DIN 38407-47
LC0009	AZ11B				LC-MS/MS; house method	
LC0010	AZ11B				LC-MS/MS;	
LC0011	AZ11B	LC-HRMS/MS (SPE);	LC-HRMS/MS (SPE);	LC-HRMS/MS (SPE);	LC-HRMS/MS (SPE);	LC-HRMS/MS (SPE);
LC0012	AZ11B		LC-MS; laboratory method	LC-MS; laboratory method	LC-MS; laboratory method	
LC0013	AZ11B		LC-MS/MS direct;	LC-MS/MS direct;		LC-MS/MS direct;
LC0014	AZ11B		LC-MS/MS direct; EN ISO 21676		LC-MS/MS direct; EN ISO 21676	
LC0015	AZ11B		LC-MS/MS direct;	LC-MS/MS direct;	LC-MS/MS direct;	LC-MS/MS direct;
LC0016	AZ11B		LC-MS/MS direct;		LC-MS/MS direct;	LC-MS/MS direct;
LC0017	AZ11B		LC-MS/MS direct; EN ISO 21676; F47	LC-MS/MS direct; EN ISO 21676; F47	LC-MS/MS direct; EN ISO 21676; F47	LC-MS/MS direct; EN ISO 21676; F47
LC0018	AZ11B		LC-MS/MS direct; EN ISO 21676	LC-MS/MS direct; EN ISO 21676	LC-MS/MS direct; EN ISO 21676	LC-MS/MS direct; EN ISO 21676
LC0019	AZ11B		LC-MS/MS direct;	LC-MS/MS direct;		LC-MS/MS direct;
LC0020	AZ11B	LC-MS/MS direct; EN ISO 21676	LC-MS/MS direct; EN ISO 21676	LC-MS/MS direct; EN ISO 21676		LC-MS/MS direct; EN ISO 21676
LC0021	AZ11B	LC-MS/MS direct; DIN 38407-47; F47	LC-MS/MS direct; DIN 38407-47; F47	LC-MS/MS direct; DIN 38407-47; F47	LC-MS/MS direct; DIN 38407-47; F47	LC-MS/MS direct; DIN 38407-47; F47

LabCode	Sample	Saccharin	Sotalol	Sucralose	Sulfamethoxazole
LC0001	AZ11B				LC-MS/MS direct; DIN 38407-36
LC0002	AZ11B		LC-MS/MS direct; DIN 38407-47		LC-MS/MS direct; DIN 38407-47
LC0003	AZ11B	LC-MS/MS direct; house method		LC-MS/MS direct; house method	
LC0004	AZ11B	LC-MS; house method sweeteners	LC-MS/MS direct; EN ISO 21676; F47	LC-MS; house method sweeteners	LC-MS/MS direct; EN ISO 21676; F47
LC0005	AZ11B	LC-MS/MS; house method; dilution 1:10		LC-MS/MS; house method; dilution 1:100	LC-MS/MS direct; house method
LC0006	AZ11B	LC-MS/MS direct; EN ISO 21676		LC-MS/MS direct; EN ISO 21676	LC-MS/MS direct; EN ISO 21676
LC0007	AZ11B		LC-MS/MS; house method		LC-MS/MS; house method
LC0008	AZ11B	LC-MS/MS direct; DIN 38407-47	LC-MS/MS direct; DIN 38407-47	LC-MS/MS direct; DIN 38407-47	LC-MS/MS direct; DIN 38407-47
LC0009	AZ11B				LC-MS/MS; house method
LC0010	AZ11B	LC-MS/MS;		LC-MS/MS;	
LC0011	AZ11B	LC-HRMS/MS (SPE);	LC-HRMS/MS (SPE);	LC-HRMS/MS (SPE);	LC-HRMS/MS (SPE);
LC0012	AZ11B	LC-MS; laboratory method		LC-MS; laboratory method	LC-MS; laboratory method
LC0013	AZ11B	LC-MS/MS direct;	LC-MS/MS direct;	LC-MS/MS direct;	LC-MS/MS direct;
LC0014	AZ11B	LC-MS/MS direct; EN ISO 21676		LC-MS/MS direct; EN ISO 21676	LC-MS/MS direct; EN ISO 21676
LC0015	AZ11B		LC-MS/MS direct;	LC-MS/MS direct;	LC-MS/MS direct;
LC0016	AZ11B	LC-MS/MS direct;	LC-MS/MS direct;	LC-MS/MS direct;	LC-MS/MS direct;
LC0017	AZ11B		LC-MS/MS direct; EN ISO 21676; F47		LC-MS/MS direct; EN ISO 21676; F47
LC0018	AZ11B		LC-MS/MS direct; EN ISO 21676		LC-MS/MS direct; EN ISO 21676
LC0019	AZ11B		LC-MS/MS direct;		LC-MS/MS direct;
LC0020	AZ11B	LC-MS/MS direct; EN ISO 21676	LC-MS/MS direct; EN ISO 21676		LC-MS/MS direct; EN ISO 21676
LC0021	AZ11B	LC-MS/MS; DIN 38407- 35; F35	LC-MS/MS direct; DIN 38407-47; F47	LC-MS/MS; DIN 38407-35; F35	LC-MS/MS direct; DIN 38407-47; F47