

EVALUATION OF THE INTERLABORATORY COMPARISON TEST

Pesticides H101

Sample dispatch on 12th June 2018

1st Edition 20th September 2018

Address: Umweltbundesamt GmbH
Spittelauer Lände 5
1090 Vienna/Austria

Contact: Dr. Sandra Kulcsar

Telephone: +43 (0) 1 31304 4334

E-mail: ringversuche@umweltbundesamt.at

Website: http://www.umweltbundesamt.at/en/interlaboratory_comparison/
www.imatest.eu

Management:

Dipl.-Ing. Monika Denner

Table of contents

1	Interlaboratory comparison test Pesticides H101	4
1.1	Participants and time schedule	4
1.2	Sampling, sample material and distribution	4
1.3	Control testing	4
2	Evaluation	5
3	Representation and interpretation of measurement results.....	6
4	Explanatory notes	6
5	Annotations on tables and charts	8
5.1	Information and abbreviations in tables	8
5.2	Graphical presentation of results	10
6	Summary of results, after removal of outliers.....	12
7	Parameter oriented report	14
8	Laboratory oriented report.....	143

1 Interlaboratory comparison test Pesticides H101

1.1 Participants and time schedule

- Number of registrations: 15
- Number of submitted data records: 14
- Dispatch of samples: 12th June 2018
- Closing date for submission of data: 17th July 2018

To anonymize results, each laboratory was given a laboratory code on a random basis.

1.2 Sampling, sample material and distribution

The following samples were made available:

- 1 Sample ground water (H101 A)
- 1 Sample surface water (H101 B)

The sampling of the ground- and surface water was carried out on 11th June 2018.

Both samples were stored at < 4 °C until further processing.

The samples were partly spiked with specific substances and were filled into bottles under continuous stirring to achieve homogeneous samples. The samples were dispatched on 12th June 2018.

Each participant received:

- 2 samples (each 600 ml), each filled in 300 ml Aluminium bottles or
- 2 samples (each 2000 ml), each filled in 1000 ml Aluminium bottles or
- 2 samples (each 4000 ml), each filled in 1000 ml Aluminium bottles

1.3 Control testing

During filling the bottles, aliquots of each sample were collected randomly for control testing. Testing was performed close to the time of sample dispatch.

In the parameter-oriented evaluation, the results of the control testing are given in the form of arithmetic means of the detected concentrations as control test $\pm U$.

2 Evaluation

The analytical results had to be made available to the organiser not later than 17th July 2018. Any values received at a later date were not considered. A statistical evaluation of interlaboratory comparison data was only carried out if at least 6 valid results per parameter were available.

To evaluate the data, outliers were detected first by using the outlier test method according to Hampel. Values identified as conspicuous by this test method are marked specifically in the parameter-oriented evaluation.

In justified cases, the outlier elimination was done according to other criteria. This procedure is documented in section 4 of the report.

Further evaluation was performed in accordance with DIN ISO 5725-2. Results < LOQ or < LOD are not taken into account for calculation.

The adjusted average value (after removal of outliers) for all submitted results was used as a basis for the calculation of recovery rates and z-scores.

z-Score

z-Scores were calculated on the basis of the following formula:

$$z - score = \frac{x_i - \bar{X}}{Criteria}$$

In this context,

x_i	is the measurement value of the participating laboratory.
\bar{X}	is the target value, normally the average value of the participants' results after removal of outliers; if this approach is not applicable, the target value is assigned according to the procedure given in section 4;
Criteria	is normally the reproducibility standard deviation (sR) calculated from the participants' results (after removal of outliers) in the relevant test round; if this approach is not applicable, the criteria is derived according to the procedure given in section 4

Interpretation of z-Scores in the parameter-oriented evaluation:

- $|z| < 2$ result: good
- $2 < |z| < 3$ result: questionable
- $|z| > 3$ result: not satisfactory

3 Representation and interpretation of measurement results

The parameter oriented report shows the measurement values including uncertainty, recovery rate, calculated z-Score and the outliers in tabular form. The results listed in the table are also represented graphically.

The laboratory oriented report shows the results of the individual laboratories, including the recovery rates and z-Scores.

An annotation of the tables and graphics is given in section 5.

4 Explanatory notes

As explained in section 2, the z-Score is normally calculated using the reproducibility standard deviation, calculated from the participants' results (after removal of outliers) in the relevant test round. It might occur that the z-Score between -2 and 2 covers a large range of measurement values when the variance of the results is high. On the other hand, the range of good results can be very narrow, when the variation of the participants' results is small.

The recovery rate is calculated for the individual result based on the target value and is thus independent of the reproducibility standard deviation. In the case of a high variance of the results, participants should also consider recovery rates as additional criteria to decide on the necessity of internal quality assurance measures.

This is particularly recommended for the parameters Alachlor, Dicamba, Dichlorprop and Metazachlor oxanilic acid (Metazachlor-OA) in sample A and for Glufosinate in sample B.

Sample H101 A: For the parameters Alachlor-t-acid (Alachlor-OA), Alachlor-t-sulfonic acid (Alachlor-ESA), Glyphosate, Metazachlor und Metolachlor no target value was calculated because of the low analyte content and/or the small number of submitted results.

Sample H101 B: For the parameters Alachlor-t-acid (Alachlor-OA), Alachlor-t-sulfonic acid (Alachlor-ESA) and Metazachlor oxanilic acid (Metazachlor-OA) no target value was calculated because of the low analyte content and/or the small number of submitted results.

Parameter Metazachlor oxanilic acid (Metazachlor-OA) Sample H101 B:

The outliers were calculated according to Dean-Dixon, in contrast to the procedure described above. Because of very similar results (LC0009, LC0011, LC0014 and LC0015) the Hampel outlier test is not applicable for this parameter. LC0004, LC0006 and LC0007 would be defined as outliers according to the Hampel test. For the assessment of an outlier according to Dean-Dixon test, all results were ordered in order of descending concentrations and checked. The result of LC0004 was eliminated as outlier (level of significance $\alpha=0.01$).

5 Annotations on tables and charts

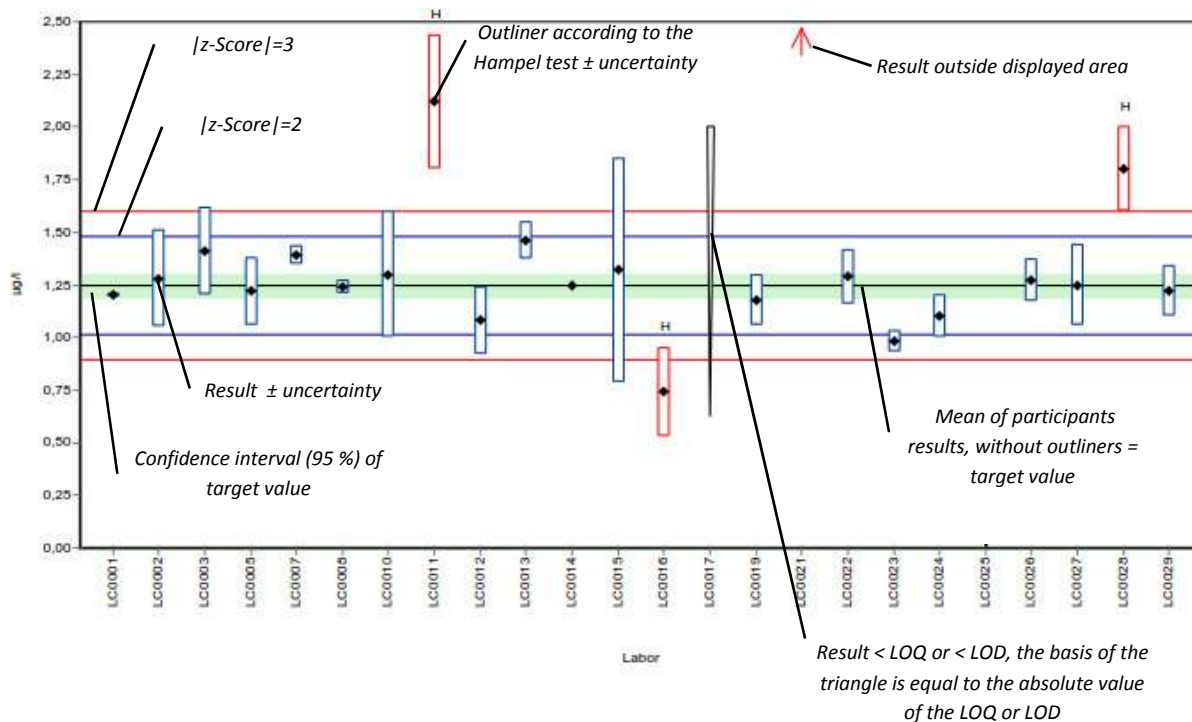
5.1 Information and abbreviations in tables

Parameter	Analyte identifier
Sample	Sample identifier
Unit	Given unit for result and uncertainty (e.g. µg/l)
Mean	Mean of the participants results, without outliers (3 significant digits)
CI (99 %)	99% confidence interval (3 significant digits)
Minimum	Minimum of all submitted results, after removal of outliers (3 significant digits)
Maximum	Maximum of all submitted results, after removal of outliers (3 significant digits)
SD	Reproducibility standard deviation, calculated from the participants results, after removal of outliers (3 significant digits)
RSD %	Reproducibility standard deviation, calculated from the participants results relative to the target value, given in %, after removal of outliers (2 significant digits)
Control test value ± U	Mean of control test value ± measurement uncertainty (3 significant digits)
Labcode	Laboratory identifier (anonymized)
Result	Result as indicated by participant (max. 5 decimal places)
± U	Results uncertainty as indicated by participant (max. 5 decimal places)
LOQ	Limit of quantification
LOD	Limit of detection
Recovery	Recovery rate in % based on target value (3 significant digits, max. one decimal place given)
z-Score	Deviation of result based on target value depicted as a multiple of the criteria (3 significant digits, max. 2 decimal places given)
-	<i>No data available</i>
Comments	Comment on the respective result (e.g. H, FN, FP)
H	Outlier according to Hampel-Test
FN	False negative – for a result < LOQ or result < LOD: The absolute value of the LOQ or LOD fulfils the condition of an outlier according to the Hampel test.
FP	False positive – for parameters where no target value is available because of a too low analyte content (n < 6):

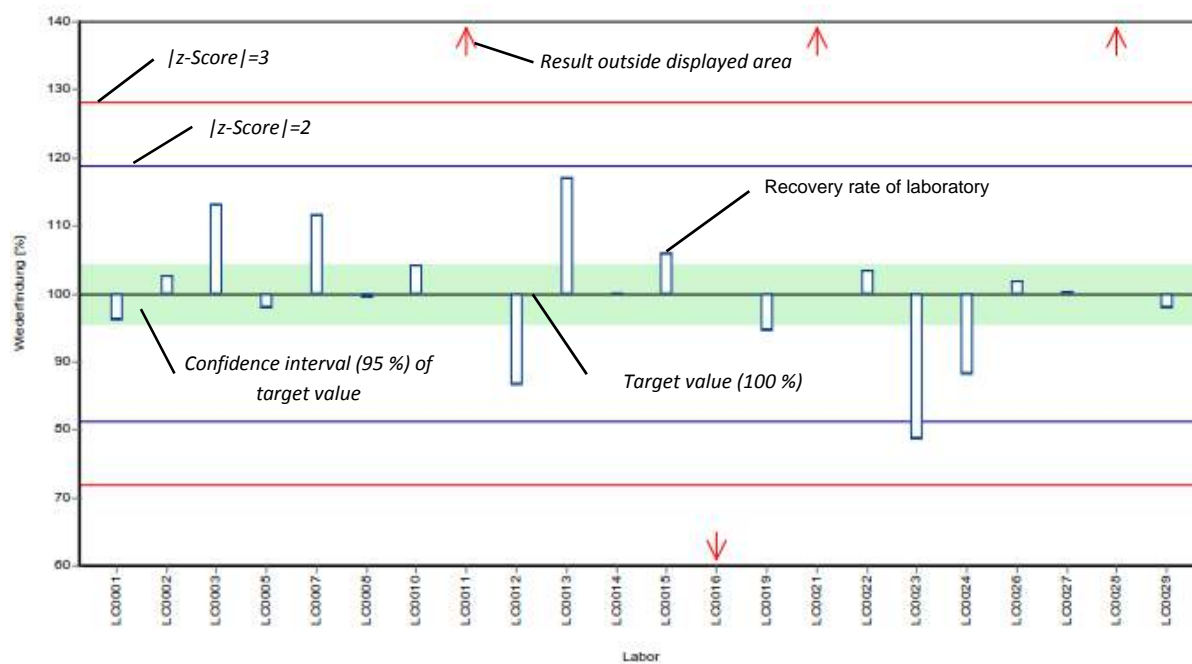
	Result that exceeds the median of the absolute values of the transmitted LOQs or LODs by more than 100 %.
Standard deviation	Reproducibility standard deviation, calculated from the participants results (3 significant digits)
Rel. standard deviation	Reproducibility standard deviation, calculated from the participants results relative to the target value, given in %, (3 significant digits)
n	Number of results
Target value	Mean of the participants results, without outliers (3 significant digits)
Criteria	Criteria for z-Score calculation (if not otherwise stated in clause 4: The given value matches the reproducibility standard deviation, calculated from the participants' results, after removal of outliers (3 significant digits).

5.2 Graphical presentation of results

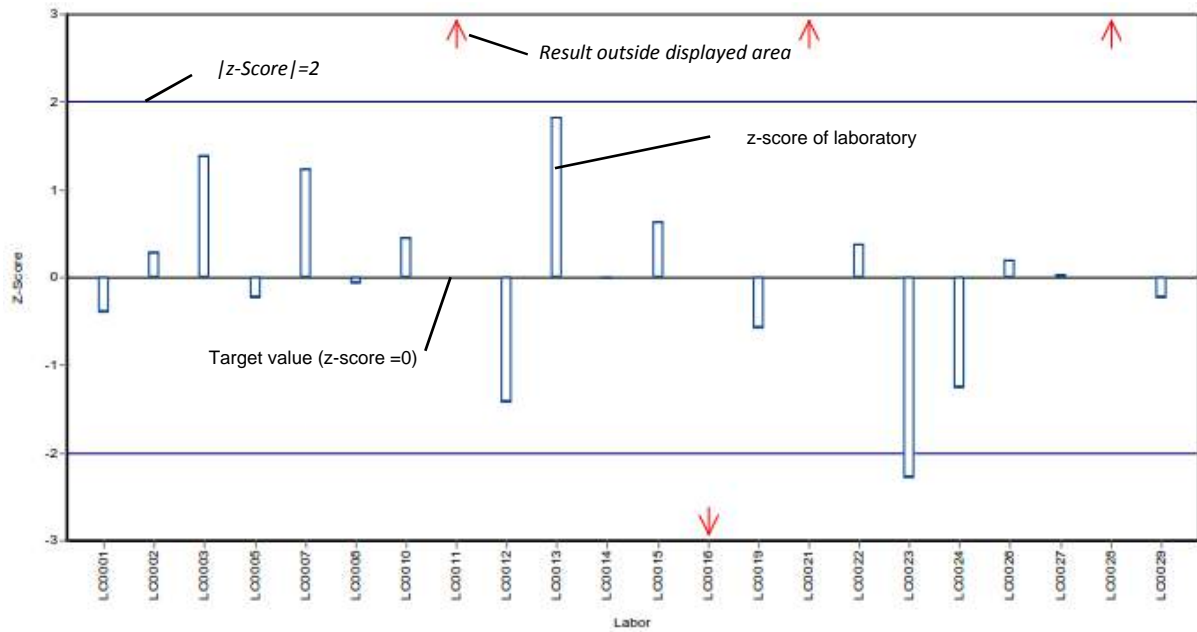
Example chart: Results



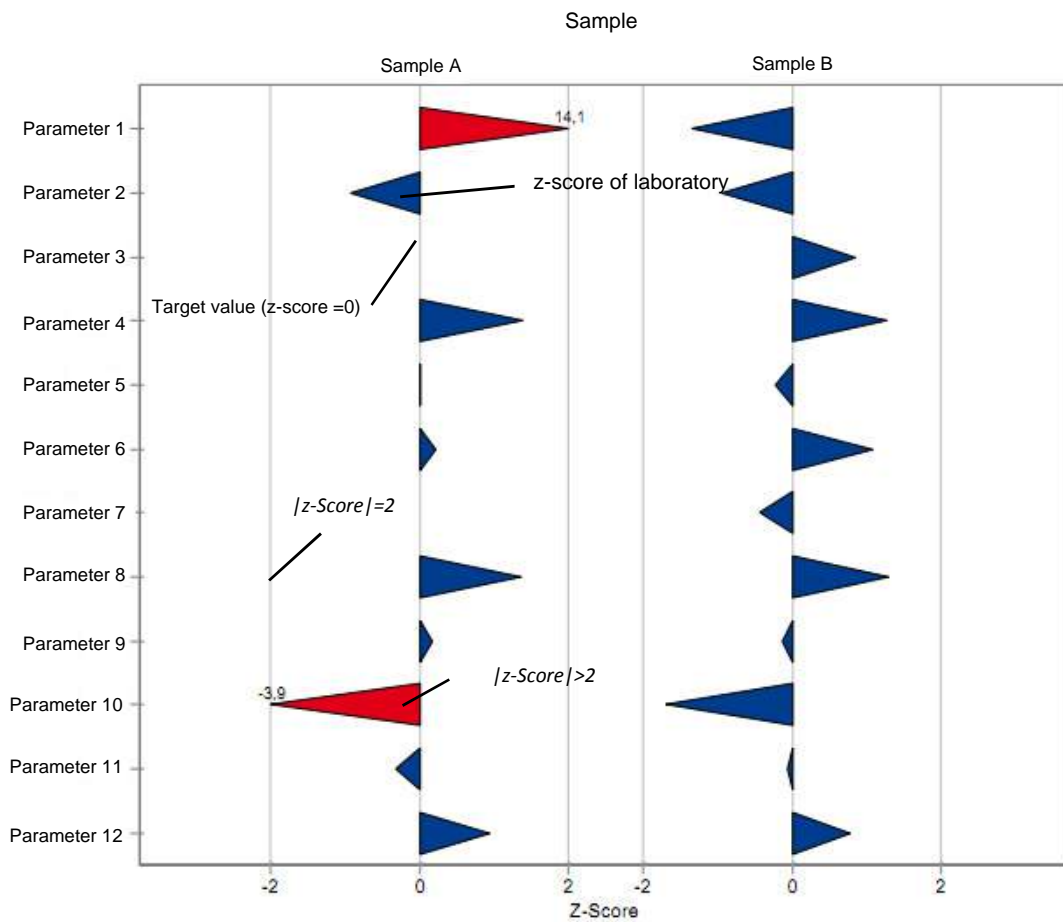
Example chart: Recovery



Example chart: z-score



Example chart: z-score - laboratory oriented report



Summary of results, after removal of outliers: Pesticides H101

6 Summary of results, after removal of outliers

Parameter	Sample	Unit	Number of results for calculation	Number of outliers	Mean	± CI (99%)	Minimum	Maximum	SD	RSD %
2,4,5-Trichlorophenoxyacetic acid	H101 A	µg/l	9	1	0.409	± 0.0325	0.354	0.462	0.0325	7.9
	H101 B	µg/l	9	1	0.299	± 0.035	0.246	0.347	0.035	12
2,4-D (2,4-Dichlorphenoxyaceticacid)	H101 A	µg/l	10	1	0.162	± 0.0222	0.136	0.21	0.0234	14
	H101 B	µg/l	10	1	0.301	± 0.0273	0.249	0.34	0.0287	9.5
Alachlor	H101 A	µg/l	7	3	0.304	± 0.00957	0.29	0.315	0.00844	2.8
	H101 B	µg/l	9	1	0.65	± 0.111	0.423	0.762	0.111	17
Alachlor-t-sulfonic acid (Alachlor-ESA)	H101 A	µg/l	3	0	-	± -	0.096	0.158	-	-
	H101 B	µg/l	4	0	-	± -	0.42	0.625	-	-
Alachlor-t-acid (Alachlor-OA)	H101 A	µg/l	5	1	-	± -	0.343	0.442	-	-
	H101 B	µg/l	4	0	-	± -	0.074	0.096	-	-
AMPA	H101 A	µg/l	8	0	0.161	± 0.0195	0.132	0.19	0.0183	11
	H101 B	µg/l	8	0	1.04	± 0.102	0.91	1.19	0.0962	9.3
Bentazone	H101 A	µg/l	11	1	0.155	± 0.0214	0.109	0.196	0.0237	15
	H101 B	µg/l	11	1	0.248	± 0.0288	0.17	0.287	0.0318	13
Dicamba	H101 A	µg/l	8	0	0.217	± 0.0629	0.107	0.317	0.0593	27
	H101 B	µg/l	8	0	0.889	± 0.0985	0.771	1.01	0.0928	10
Dichlorprop	H101 A	µg/l	8	2	0.184	± 0.00836	0.176	0.197	0.00788	4.3
	H101 B	µg/l	9	1	0.357	± 0.0292	0.307	0.389	0.0292	8.2
Glufosinate	H101 A	µg/l	6	0	0.346	± 0.0328	0.299	0.37	0.0268	7.7
	H101 B	µg/l	6	0	0.202	± 0.0722	0.105	0.273	0.059	29
Glyphosate	H101 A	µg/l	0	0	-	± -	-	-	-	-
	H101 B	µg/l	9	0	0.543	± 0.0729	0.437	0.677	0.0729	13
MCPP (Mecoprop)	H101 A	µg/l	12	0	0.122	± 0.0121	0.095	0.139	0.014	11
	H101 B	µg/l	12	0	0.603	± 0.0652	0.453	0.695	0.0753	13
Metazachlor	H101 A	µg/l	0	0	-	± -	-	-	-	-

Summary of results, after removal of outliers: Pesticides H101

Parameter	Sample	Unit	Number of results for calculation	Number of outliers	Mean	± CI (99%)	Minimum	Maximum	SD	RSD %
Metazachlor	H101 B	µg/l	11	0	0.415	± 0.022	0.378	0.452	0.0243	5.8
Metazachlor ethane sulfonic acid (Metazachlor-ESA)	H101 A	µg/l	7	0	0.893	± 0.183	0.608	1.07	0.161	18
	H101 B	µg/l	6	1	0.248	± 0.0172	0.233	0.273	0.014	5.6
Metazachlor oxanilic acid (Metazachlor-OA)	H101 A	µg/l	7	0	0.611	± 0.25	0.165	0.795	0.221	36
	H101 B	µg/l	1	0	-	± -	0.003	0.003	-	-
Metolachlor	H101 A	µg/l	0	0	-	± -	-	-	-	-
	H101 B	µg/l	12	1	0.806	± 0.0958	0.556	0.948	0.111	14
s-Metolachlor ethanesulfonic acid (Metolachlor-ESA)	H101 A	µg/l	7	0	0.531	± 0.0455	0.464	0.591	0.0401	7.5
	H101 B	µg/l	7	0	0.289	± 0.0319	0.238	0.317	0.0282	9.7
s-Metolachlor oxanilic acid (Metolachlor-OA)	H101 A	µg/l	6	1	0.54	± 0.054	0.5	0.616	0.0441	8.2
	H101 B	µg/l	6	1	0.706	± 0.078	0.672	0.833	0.0637	9

7 Parameter oriented report

2,4,5-Trichlorophenoxyacetic acid	15
2,4-D (2,4-Dichlorphenoxyaceticacid).....	23
Alachlor	31
Alachlor-t-sulfonic acid (Alachlor ESA)	39
Alachlor-t-acid (Alachlor OA)	43
AMPA.....	47
Bentazone	55
Dicamba	63
Dichlorprop.....	71
Glufosinate	79
Glyphosate	87
MCPP (Mecoprop).....	93
Metazachlor.....	101
Metazachlor ethane sulfonic acid (Metazachlor ESA).....	107
Metazachlor oxanilic acid (Metazachlor OA).....	115
Metolachlor.....	121
s-Metolachlor ethanesulfonic acid (Metolachlor ESA).....	127
s-Metolachlor oxanilic acid (Metolachlor OA).....	135

Parameter oriented report

H101 A

2,4,5-Trichlorophenoxyacetic acid

Unit	µg/l
Mean ± CI (99%)	0.409 ± 0.0325
Minimum - Maximum	0.354 - 0.462
Control test value ± U	0.438 ± 0.0657

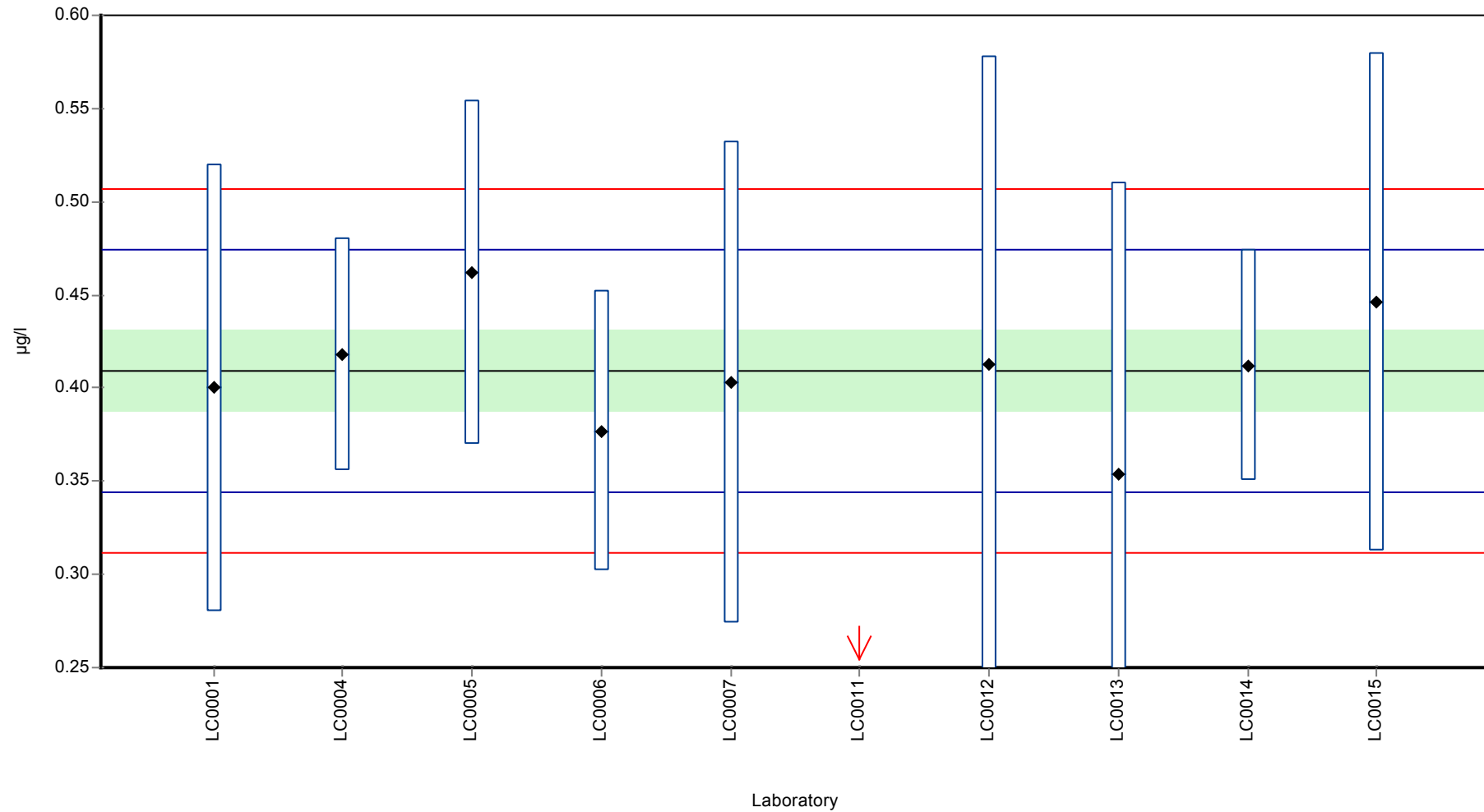
Labcode	Result	± U	Recovery [%]	z-score	Comments
LC0001	0.4	0.12	97.7	-0.29	
LC0002	-	-	-	-	
LC0003	-	-	-	-	
LC0004	0.418	0.0627	102	0.26	
LC0005	0.462	0.092	113	1.62	
LC0006	0.377	0.075	92.1	-1	
LC0007	0.403	0.129	98.4	-0.2	
LC0008	-	-	-	-	
LC0009	-	-	-	-	
LC0010	-	-	-	-	
LC0011	0.146	0.073	35.7	-8.11	H
LC0012	0.413	0.1652	101	0.11	
LC0013	0.354	0.156	86.5	-1.71	
LC0014	0.412	0.062	101	0.08	
LC0015	0.446	0.1338	109	1.12	

Characteristics of parameter

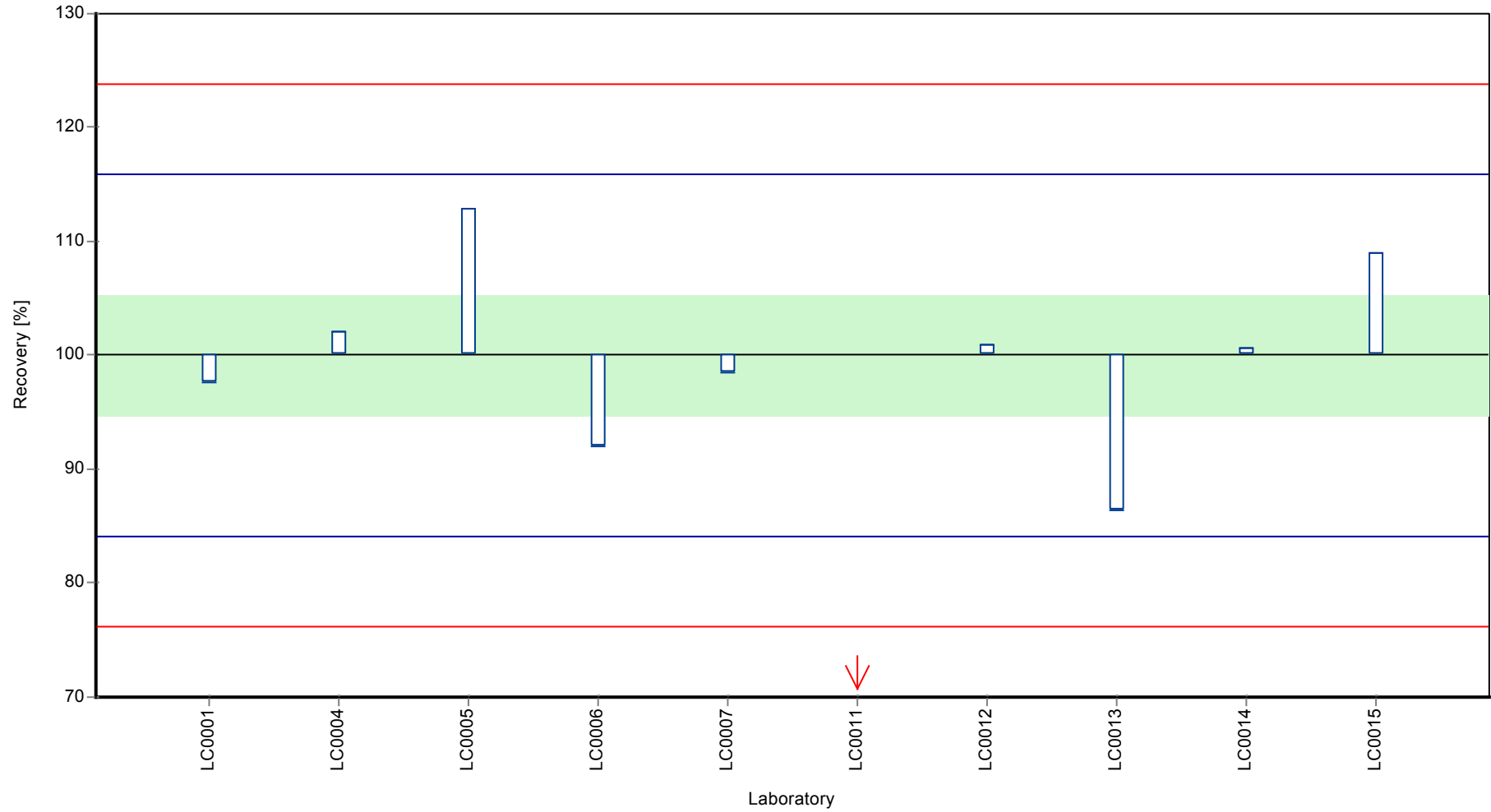
	all results	without outliers	Unit
Mean ± CI (99%)	0.383 ± 0.0842	0.409 ± 0.0325	µg/l
Minimum	0.146	0.354	µg/l
Maximum	0.462	0.462	µg/l
Standard deviation	0.0888	0.0325	µg/l
rel. Standard deviation	23.2	7.94	%
n	10	9	-

Graphical presentation of results

Results



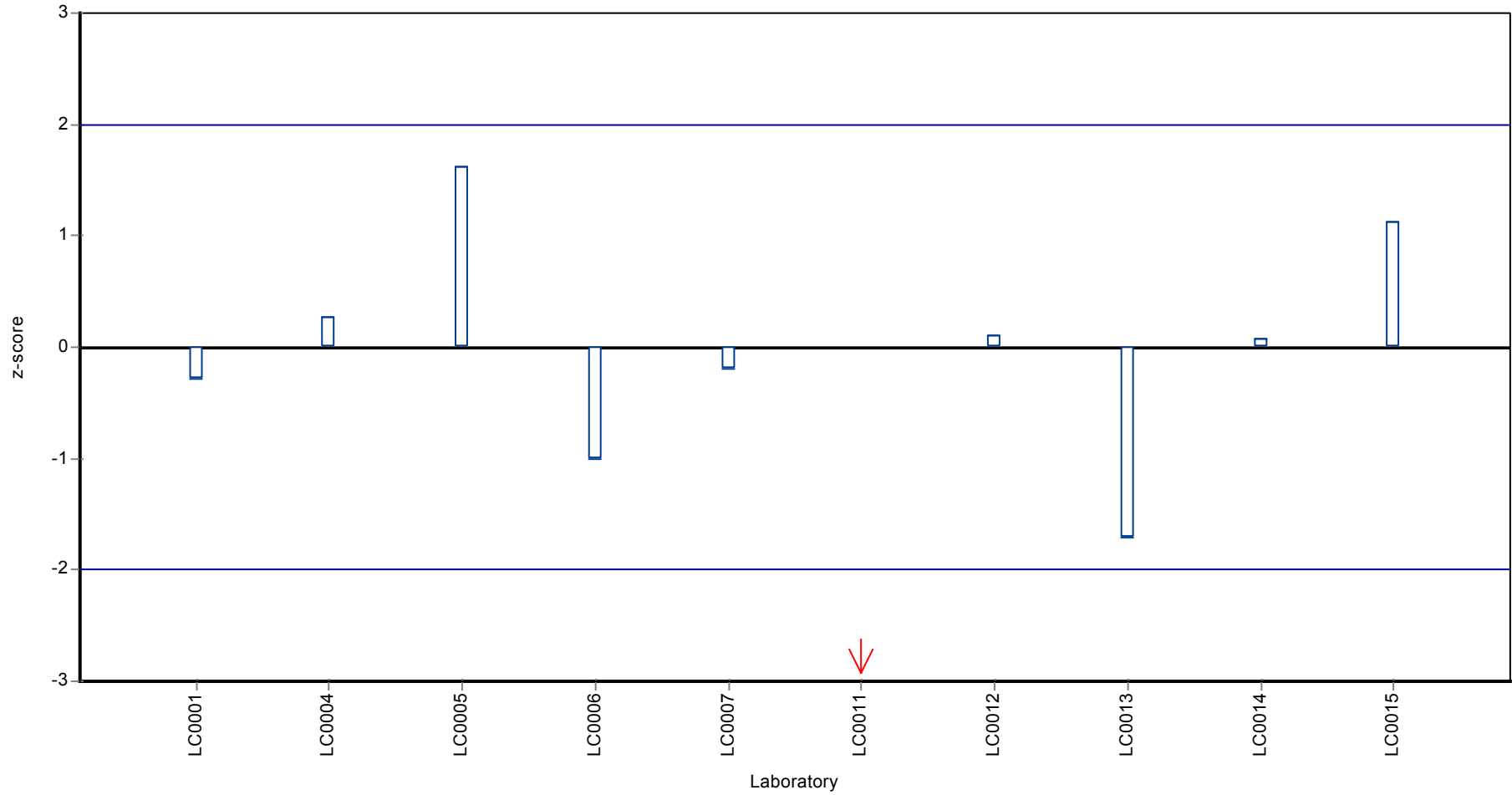
Recovery rate



Parameter oriented report Pesticides H101

Sample: H101A, Parameter: 2,4,5-Trichlorphenoxyacetic acid

Z-score



Parameter oriented report

H101 B

2,4,5-Trichlorophenoxyacetic acid

Unit	µg/l
Mean ± CI (99%)	0.299 ± 0.035
Minimum - Maximum	0.246 - 0.347
Control test value ± U	0.307 ± 0.0461

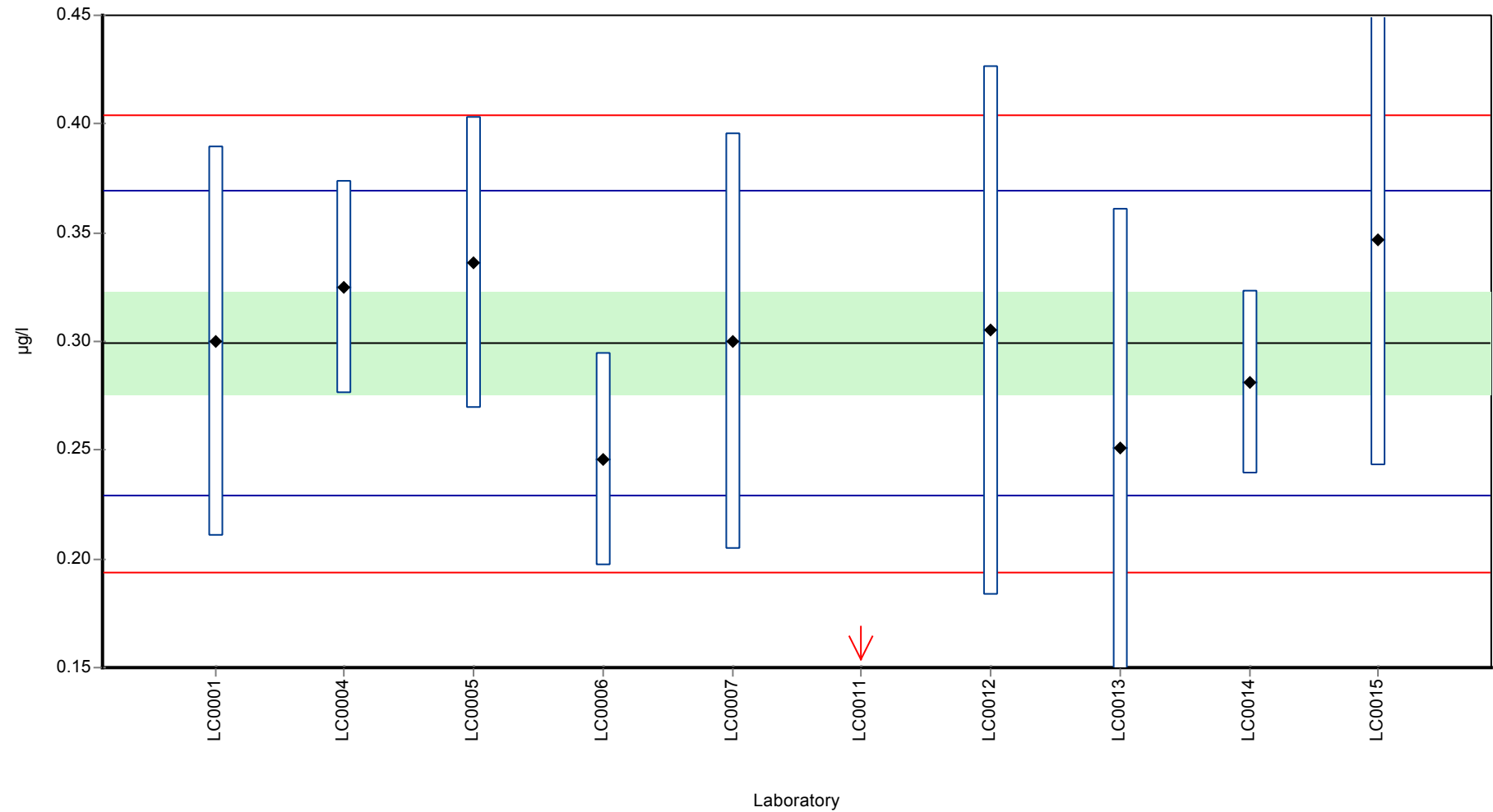
Labcode	Result	± U	Recovery [%]	z-score	Comments
LC0001	0.3	0.09	100	0.03	
LC0002	-	-	-	-	
LC0003	-	-	-	-	
LC0004	0.325	0.04875	109	0.74	
LC0005	0.336	0.067	112	1.06	
LC0006	0.246	0.049	82.3	-1.51	
LC0007	0.3	0.096	100	0.03	
LC0008	-	-	-	-	
LC0009	-	-	-	-	
LC0010	-	-	-	-	
LC0011	0.076	0.038	25.4	-6.36	H
LC0012	0.305	0.122	102	0.17	
LC0013	0.251	0.11	83.9	-1.37	
LC0014	0.281	0.042	94	-0.51	
LC0015	0.347	0.1041	116	1.37	

Characteristics of parameter

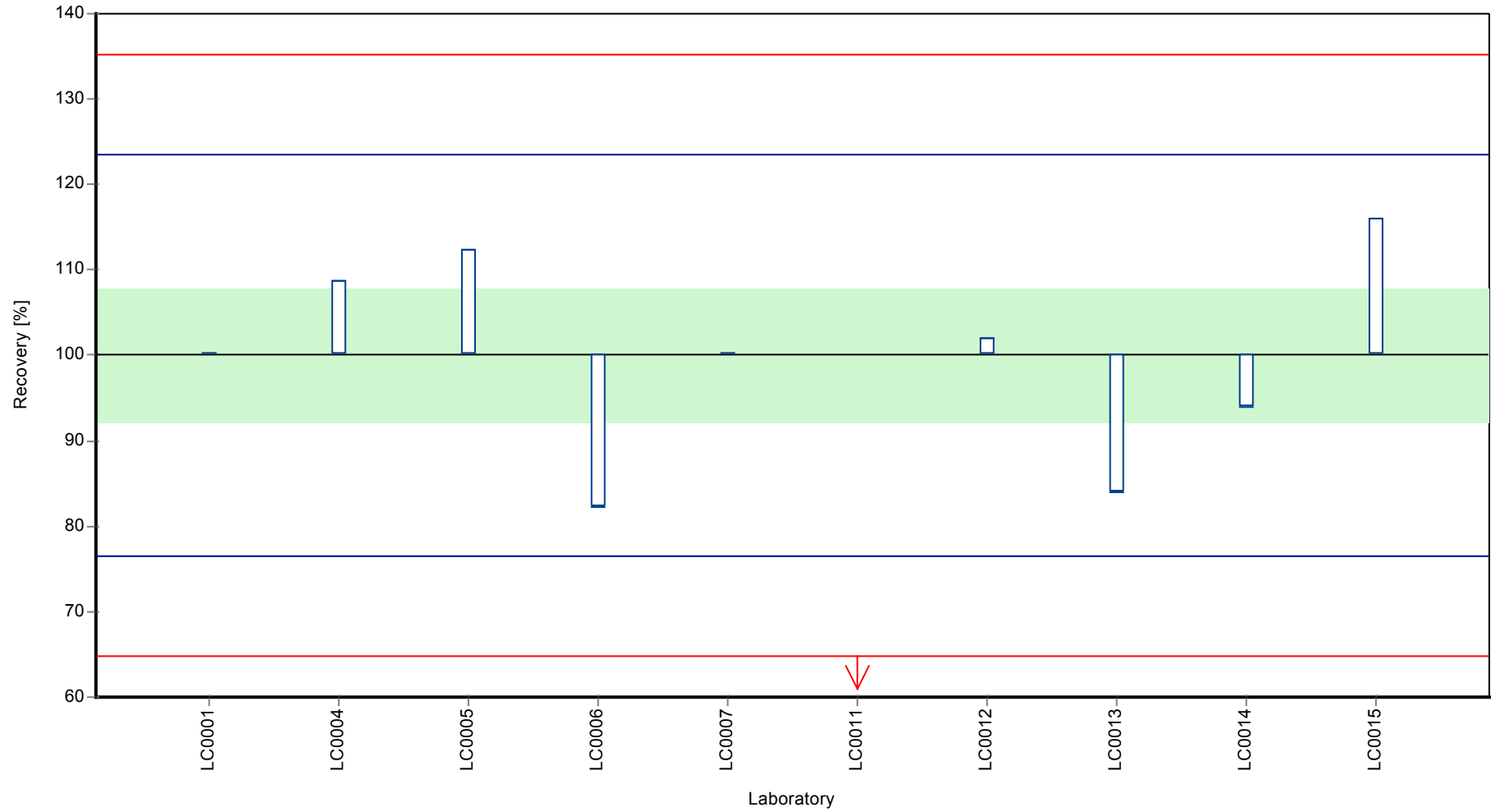
	all results	without outliers	Unit
Mean ± CI (99%)	0.277 ± 0.0739	0.299 ± 0.035	µg/l
Minimum	0.076	0.246	µg/l
Maximum	0.347	0.347	µg/l
Standard deviation	0.0779	0.035	µg/l
rel. Standard deviation	28.1	11.7	%
n	10	9	-

Graphical presentation of results

Results



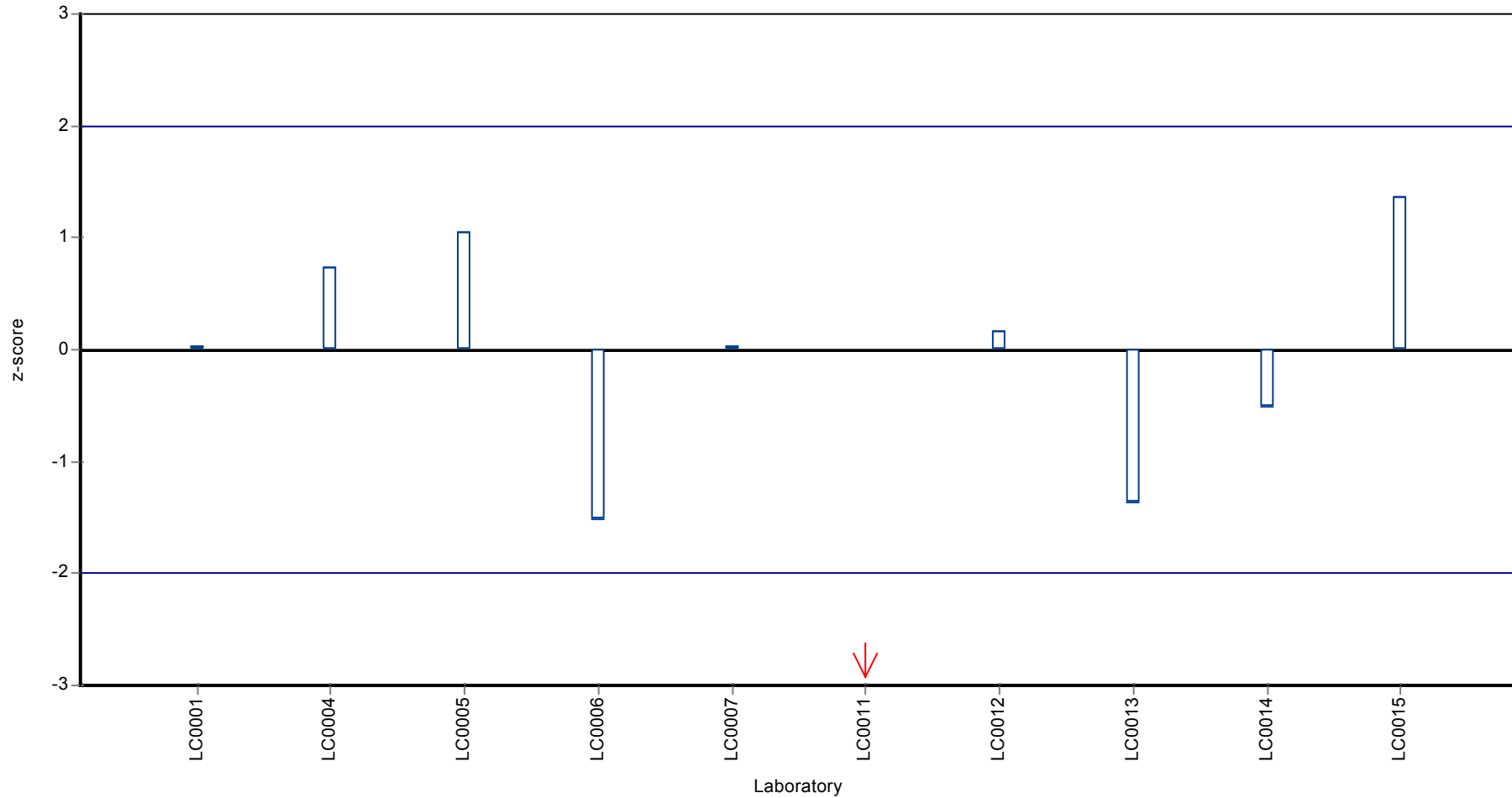
Recovery rate



Parameter oriented report Pesticides H101

Sample: H101B, Parameter: 2,4,5-Trichlorophenoxyacetic acid

Z-score



Parameter oriented report

H101 A

2,4-D (2,4-Dichlorphenoxyaceticacid)

Unit	µg/l
Mean ± CI (99%)	0.162 ± 0.0222
Minimum - Maximum	0.136 - 0.21
Control test value ± U	0.181 ± 0.0272

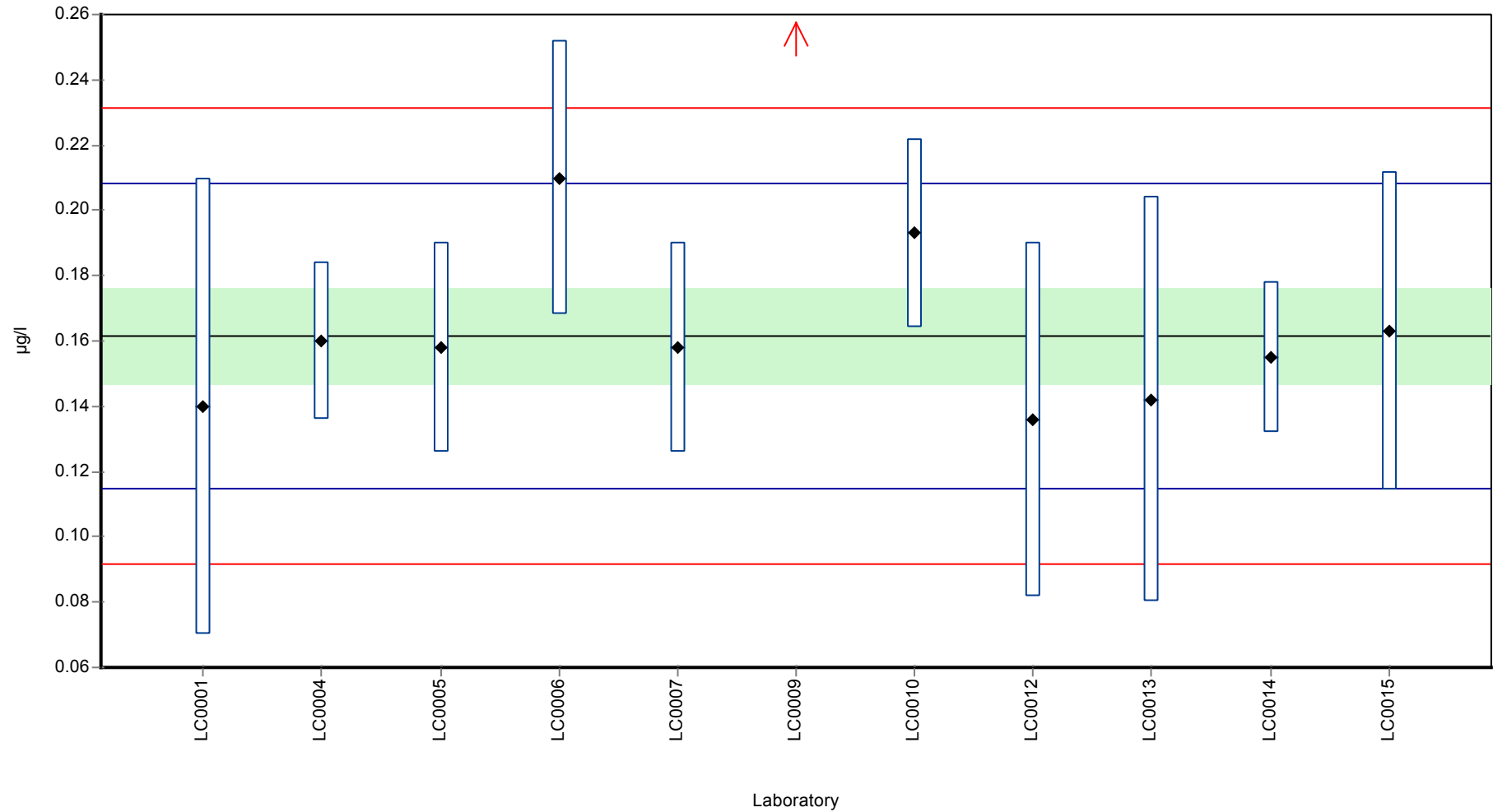
Labcode	Result	± U	Recovery [%]	z-score	Comments
LC0001	0.14	0.07	86.7	-0.92	
LC0002	-	-	-	-	
LC0003	-	-	-	-	
LC0004	0.16	0.024	99.1	-0.06	
LC0005	0.158	0.032	97.8	-0.15	
LC0006	0.21	0.042	130	2.08	
LC0007	0.158	0.032	97.8	-0.15	
LC0008	-	-	-	-	
LC0009	0.614	0.058	380	19.4	H
LC0010	0.193	0.029	120	1.35	
LC0011	-	-	-	-	
LC0012	0.136	0.0544	84.2	-1.09	
LC0013	0.142	0.062	87.9	-0.83	
LC0014	0.155	0.023	96	-0.28	
LC0015	0.163	0.0489	101	0.06	

Characteristics of parameter

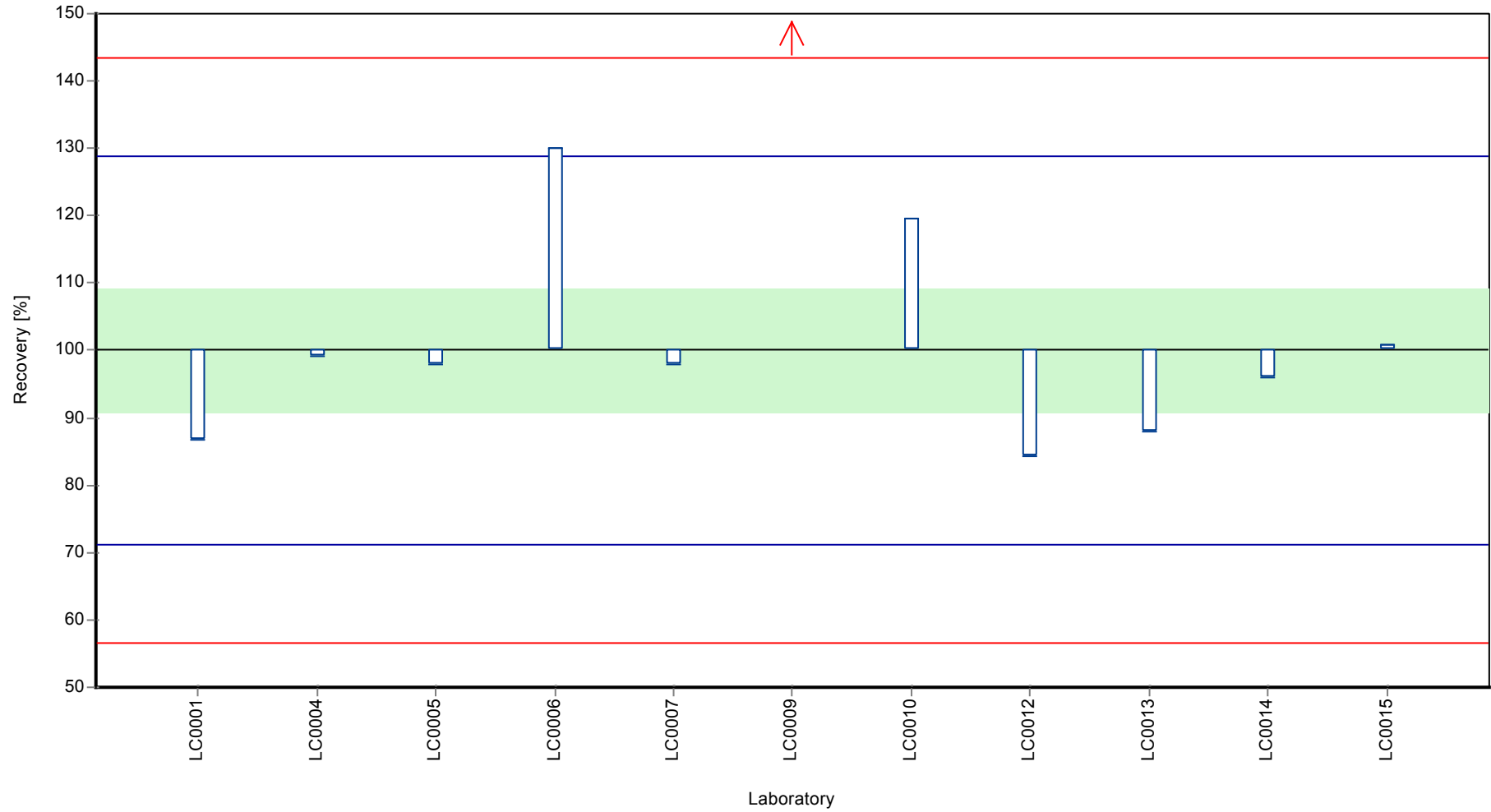
	all results	without outliers	Unit
Mean ± CI (99%)	0.203 ± 0.125	0.162 ± 0.0222	µg/l
Minimum	0.136	0.136	µg/l
Maximum	0.614	0.21	µg/l
Standard deviation	0.138	0.0234	µg/l
rel. Standard deviation	68.2	14.5	%
n	11	10	-

Graphical presentation of results

Results



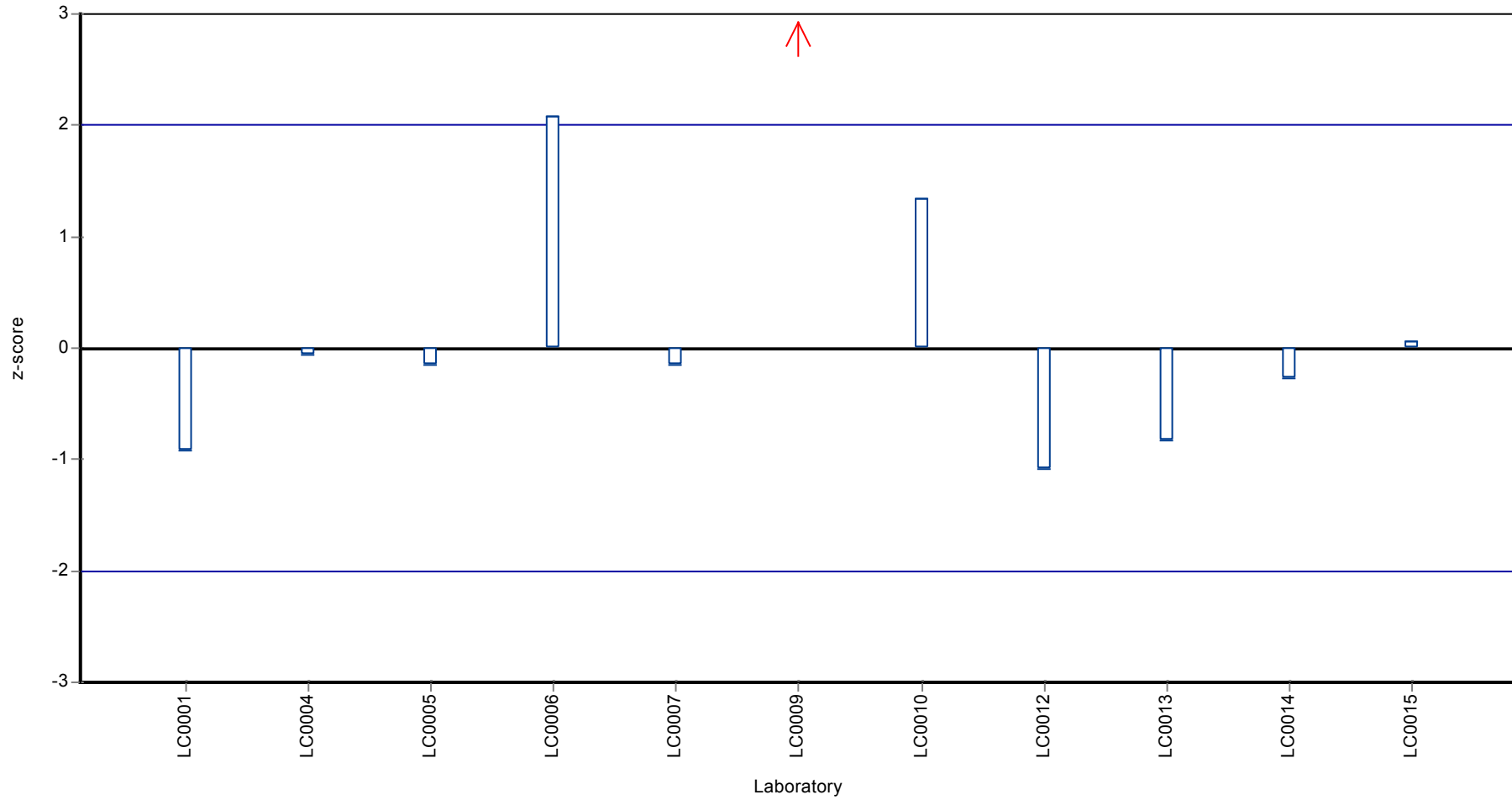
Recovery rate



Parameter oriented report Pesticides H101

Sample: H101A, Parameter: 2,4-D (2,4-Dichlorphenoxyaceticacid)

Z-score



Parameter oriented report

H101 B

2,4-D (2,4-Dichlorphenoxyaceticacid)

Unit	µg/l
Mean ± CI (99%)	0.301 ± 0.0273
Minimum - Maximum	0.249 - 0.34
Control test value ± U	0.316 ± 0.0474

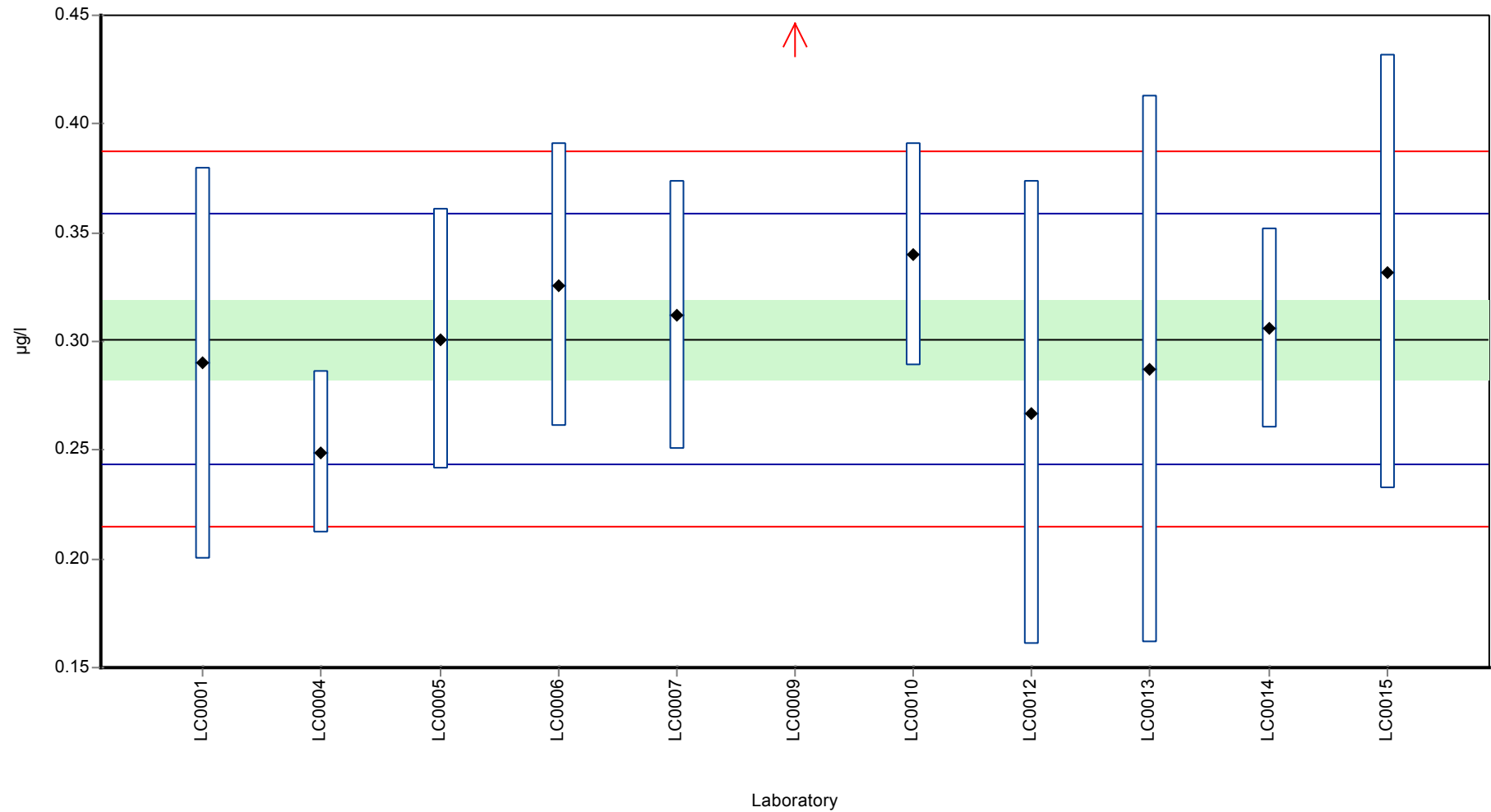
Labcode	Result	± U	Recovery [%]	z-score	Comments
LC0001	0.29	0.09	96.3	-0.38	
LC0002	-	-	-	-	
LC0003	-	-	-	-	
LC0004	0.249	0.03735	82.7	-1.81	
LC0005	0.301	0.06	100	0	
LC0006	0.326	0.065	108	0.87	
LC0007	0.312	0.062	104	0.38	
LC0008	-	-	-	-	
LC0009	1.146	0.005	381	29.4	H
LC0010	0.34	0.051	113	1.36	
LC0011	-	-	-	-	
LC0012	0.267	0.1068	88.7	-1.18	
LC0013	0.287	0.126	95.3	-0.49	
LC0014	0.306	0.046	102	0.17	
LC0015	0.332	0.0996	110	1.08	

Characteristics of parameter

	all results	without outliers	Unit
Mean ± CI (99%)	0.378 ± 0.232	0.301 ± 0.0273	µg/l
Minimum	0.249	0.249	µg/l
Maximum	1.15	0.34	µg/l
Standard deviation	0.256	0.0287	µg/l
rel. Standard deviation	67.8	9.55	%
n	11	10	-

Graphical presentation of results

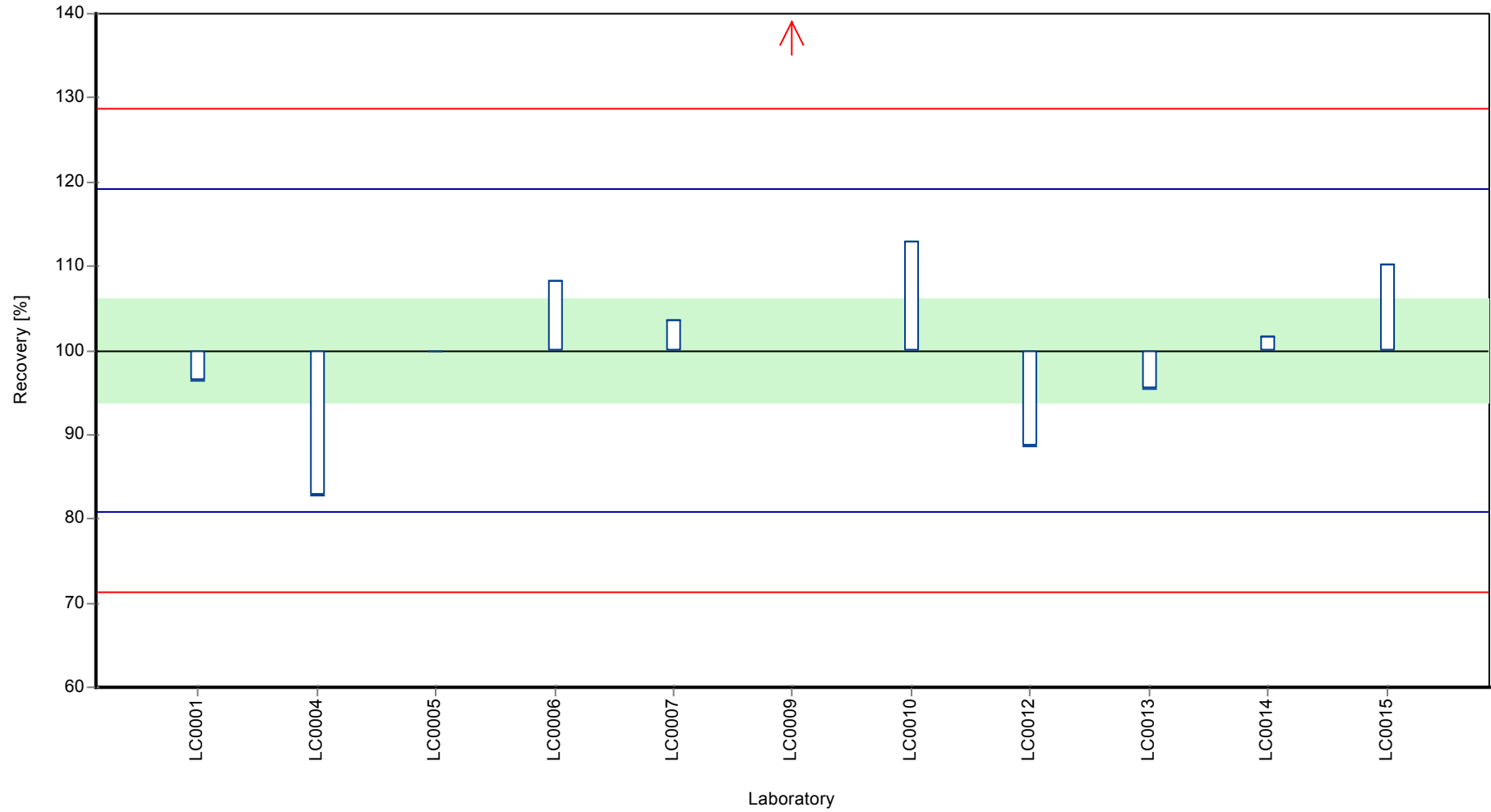
Results



Parameter oriented report Pesticides H101

Sample: H101B, Parameter: 2,4-D (2,4-Dichlorphenoxyaceticacid)

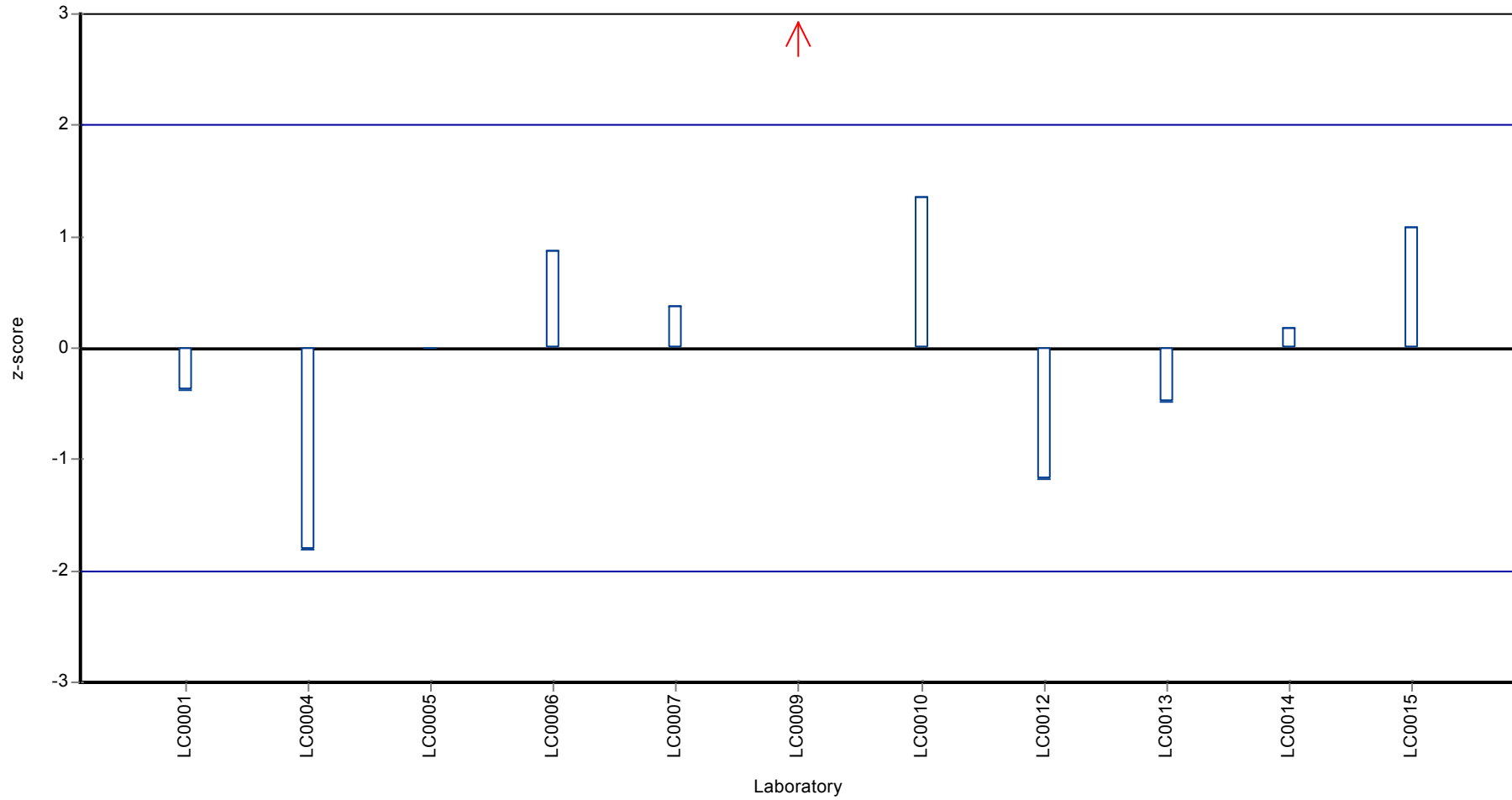
Recovery rate



Parameter oriented report Pesticides H101

Sample: H101B, Parameter: 2,4-D (2,4-Dichlorphenoxyaceticacid)

Z-score



Parameter oriented report

H101 A

Alachlor

Unit	µg/l
Mean ± CI (99%)	0.304 ± 0.00957
Minimum - Maximum	0.29 - 0.315
Control test value ± U	0.317 ± 0.0475

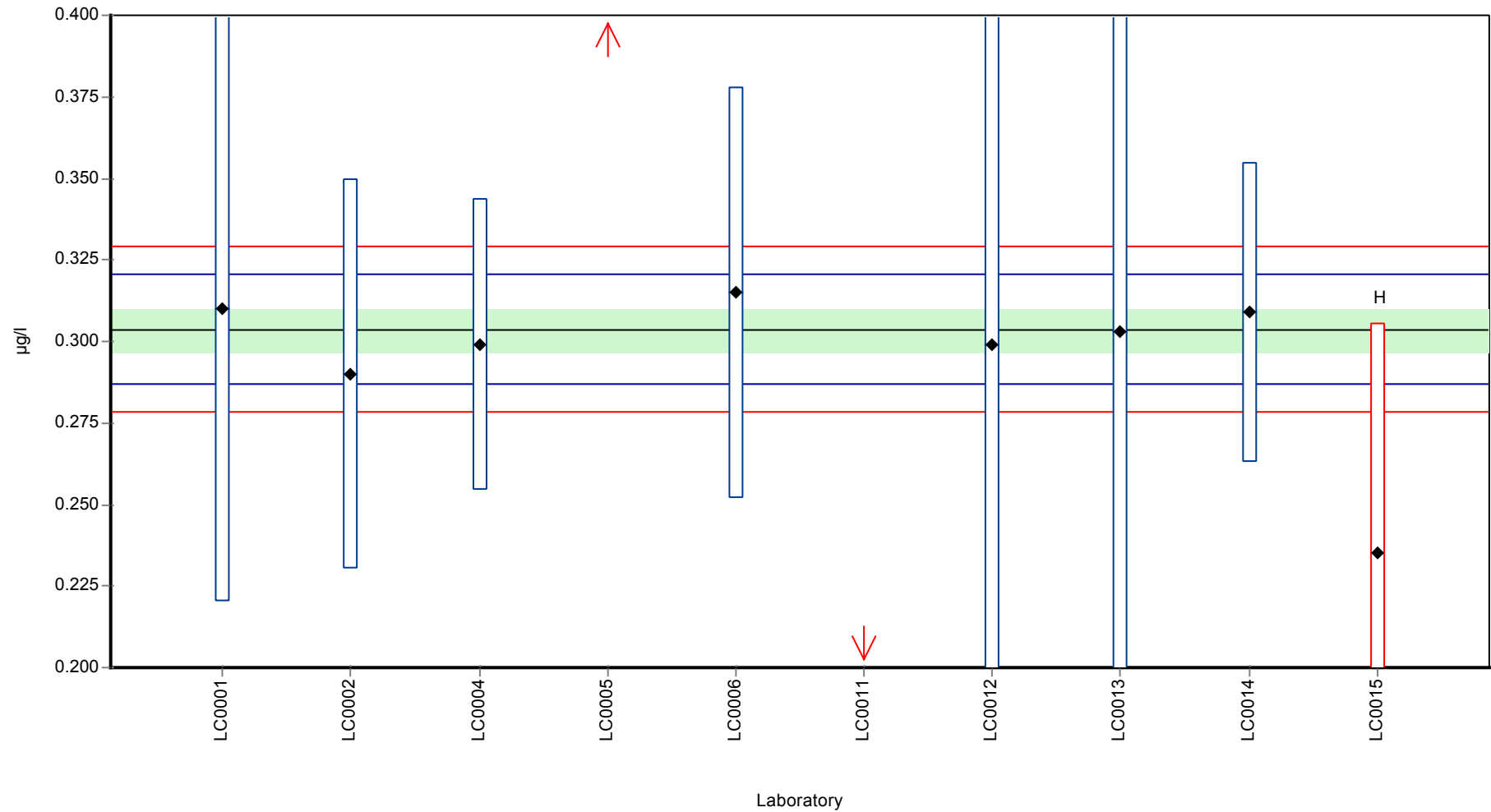
Labcode	Result	± U	Recovery [%]	z-score	Comments
LC0001	0.31	0.09	102	0.76	
LC0002	0.29	0.06	95.5	-1.61	
LC0003	-	-	-	-	
LC0004	0.299	0.04485	98.5	-0.54	
LC0005	0.516	0.103	170	25.2	H
LC0006	0.315	0.063	104	1.35	
LC0007	-	-	-	-	
LC0008	-	-	-	-	
LC0009	-	-	-	-	
LC0010	-	-	-	-	
LC0011	0.177	0.89	58.3	-15	H
LC0012	0.299	0.1196	98.5	-0.54	
LC0013	0.303	0.133	99.8	-0.07	
LC0014	0.309	0.046	102	0.64	
LC0015	0.235	0.0705	77.4	-8.12	H

Characteristics of parameter

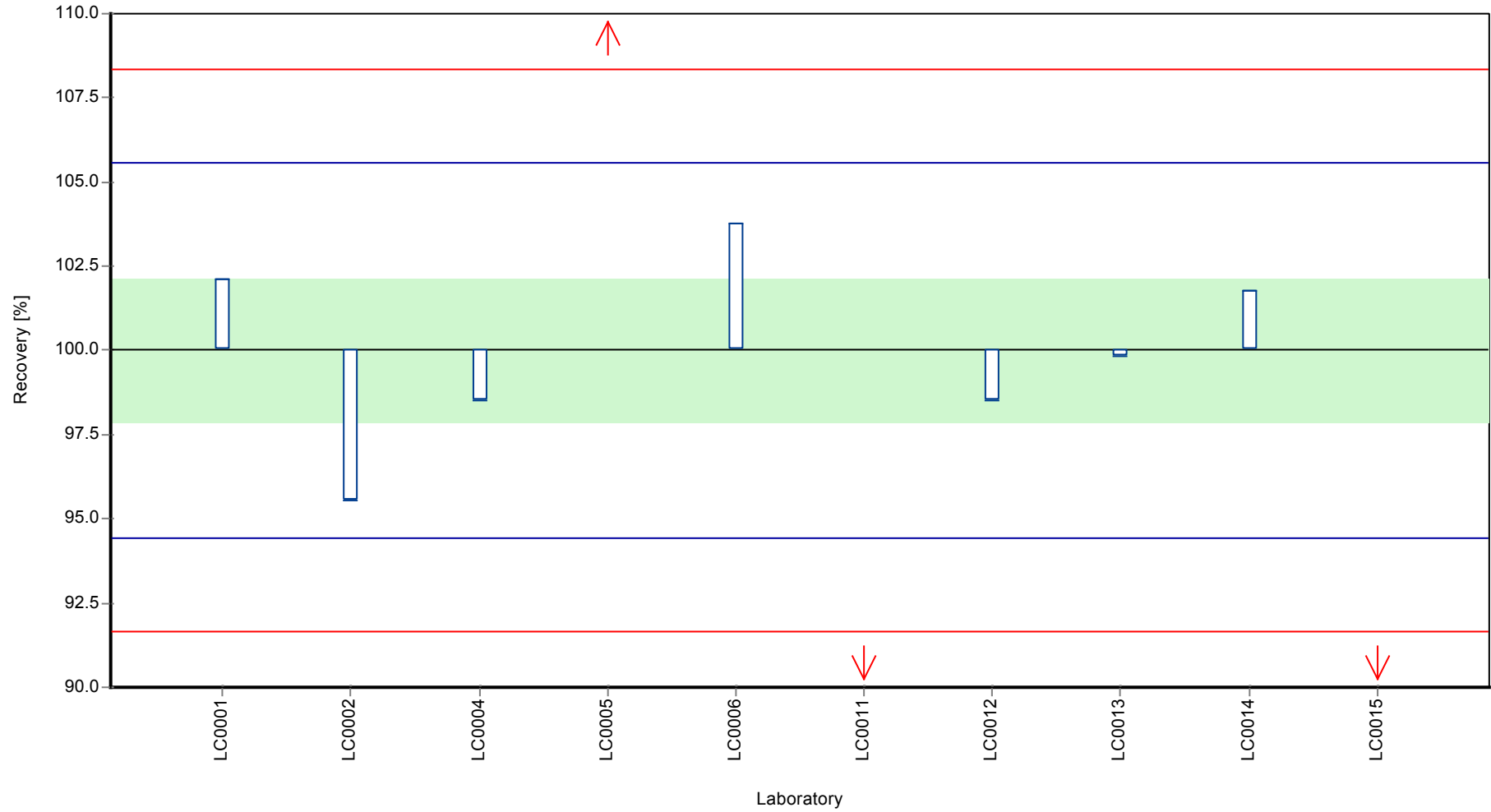
	all results	without outliers	Unit
Mean ± CI (99%)	0.305 ± 0.0814	0.304 ± 0.00957	µg/l
Minimum	0.177	0.29	µg/l
Maximum	0.516	0.315	µg/l
Standard deviation	0.0858	0.00844	µg/l
rel. Standard deviation	28.1	2.78	%
n	10	7	-

Graphical presentation of results

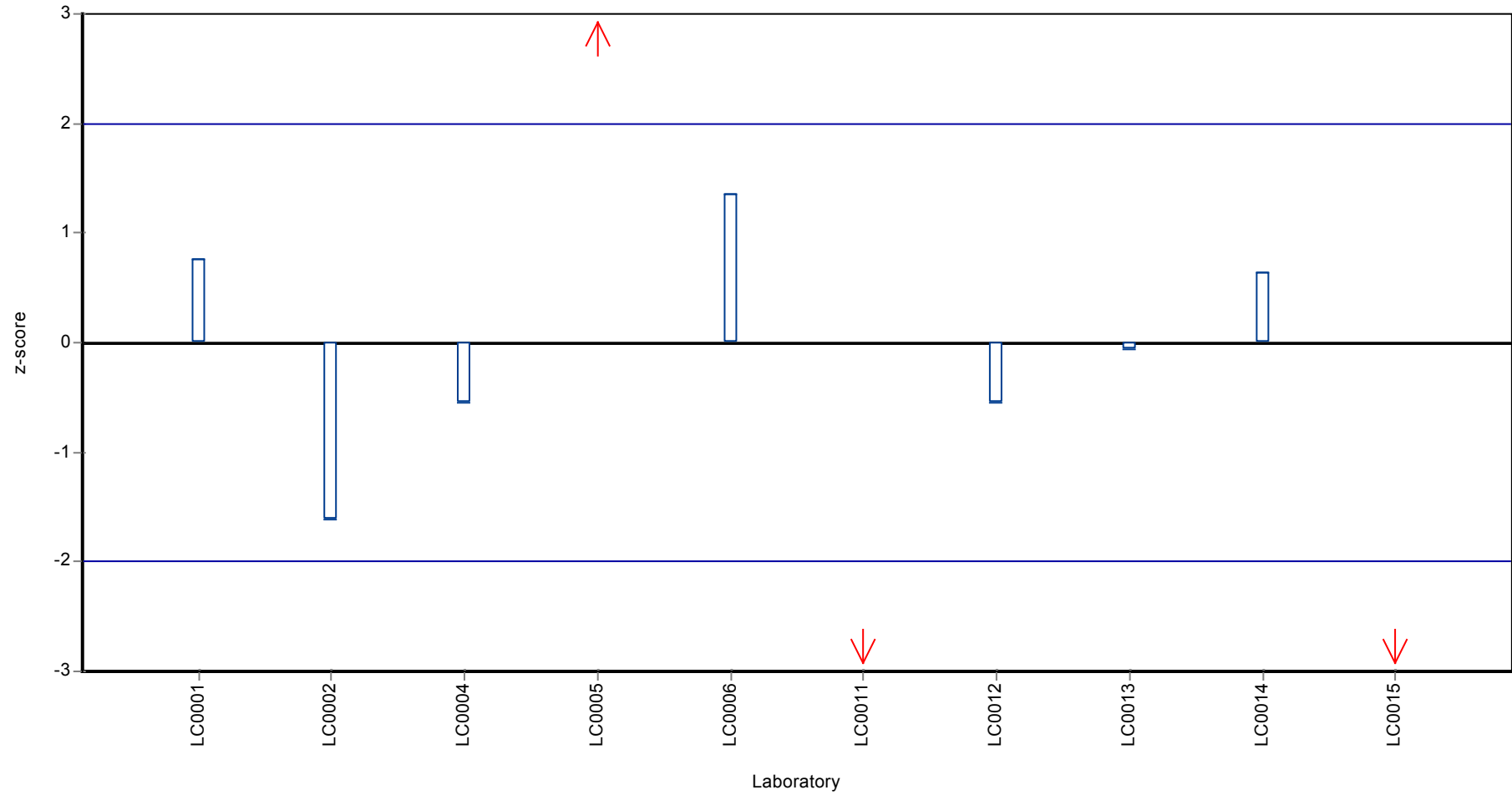
Results



Recovery rate



Z-score



Parameter oriented report

H101 B

Alachlor

Unit	µg/l
Mean ± CI (99%)	0.65 ± 0.111
Minimum - Maximum	0.423 - 0.762
Control test value ± U	0.784 ± 0.118

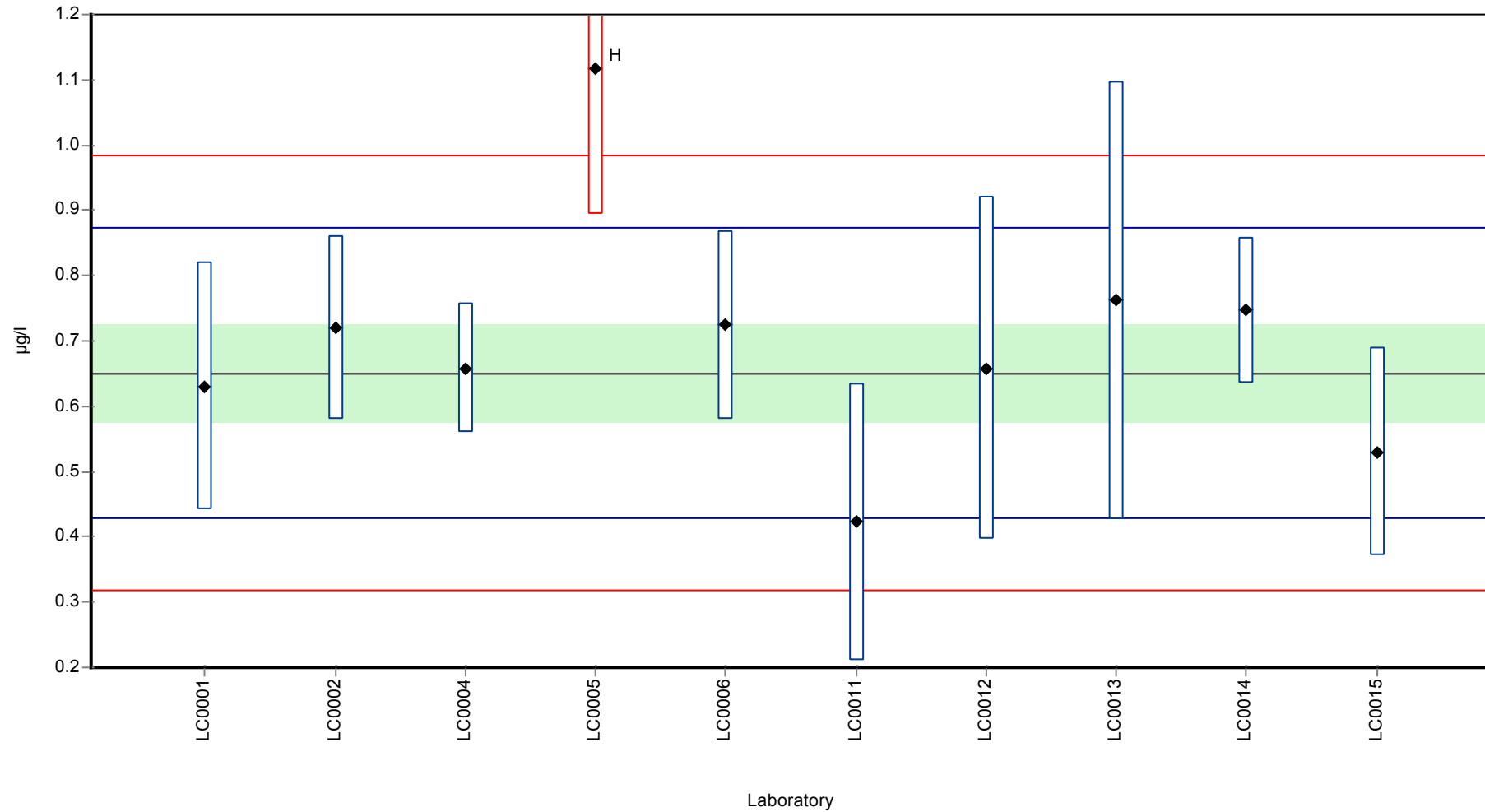
Labcode	Result	± U	Recovery [%]	z-score	Comments
LC0001	0.63	0.19	96.9	-0.18	
LC0002	0.72	0.14	111	0.63	
LC0003	-	-	-	-	
LC0004	0.658	0.0987	101	0.07	
LC0005	1.116	0.223	172	4.19	H
LC0006	0.724	0.145	111	0.66	
LC0007	-	-	-	-	
LC0008	-	-	-	-	
LC0009	-	-	-	-	
LC0010	-	-	-	-	
LC0011	0.423	0.212	65.1	-2.04	
LC0012	0.658	0.2632	101	0.07	
LC0013	0.762	0.335	117	1.01	
LC0014	0.747	0.112	115	0.87	
LC0015	0.53	0.159	81.5	-1.08	

Characteristics of parameter

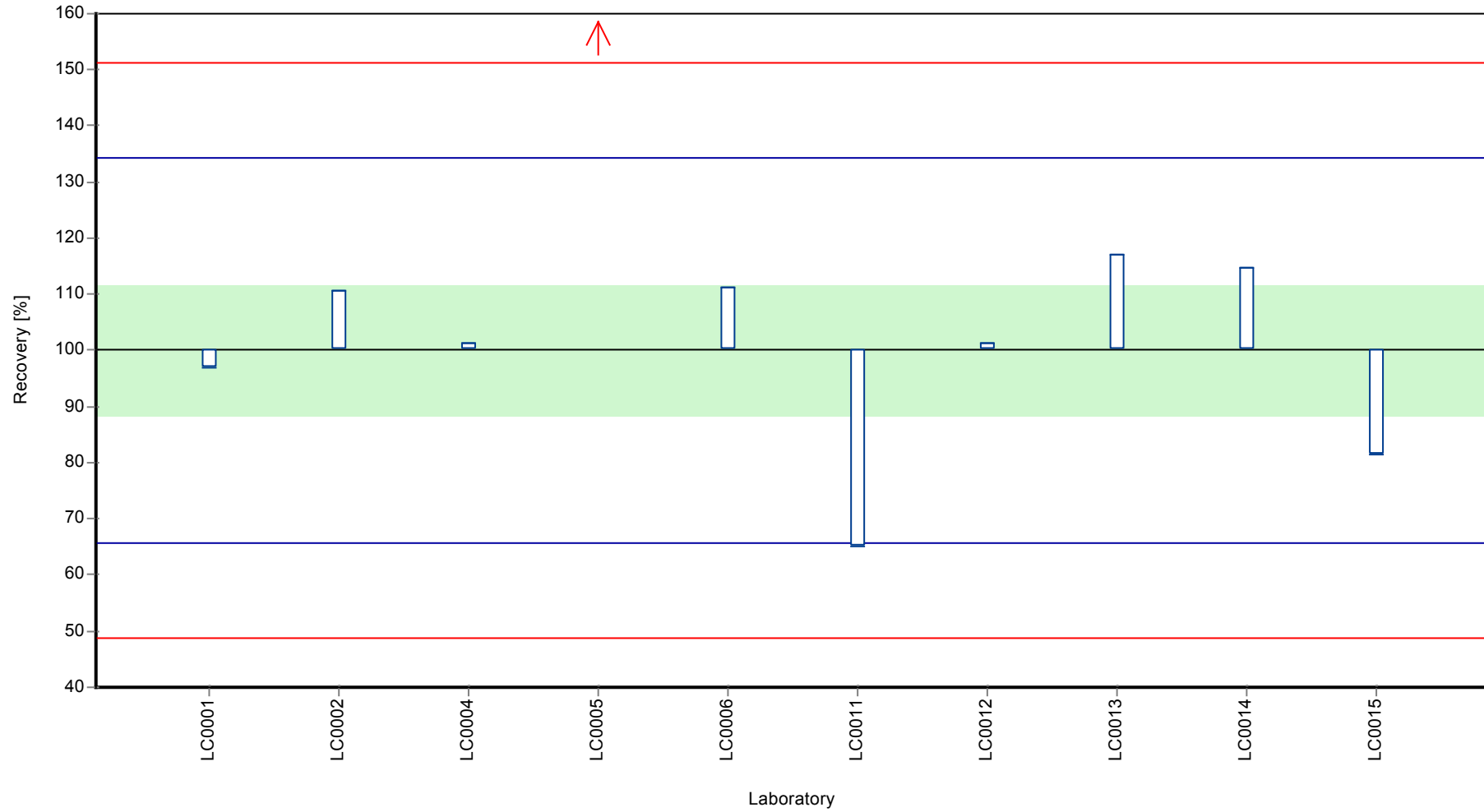
	all results	without outliers	Unit
Mean ± CI (99%)	0.697 ± 0.171	0.65 ± 0.111	µg/l
Minimum	0.423	0.423	µg/l
Maximum	1.12	0.762	µg/l
Standard deviation	0.181	0.111	µg/l
rel. Standard deviation	25.9	17.1	%
n	10	9	-

Graphical presentation of results

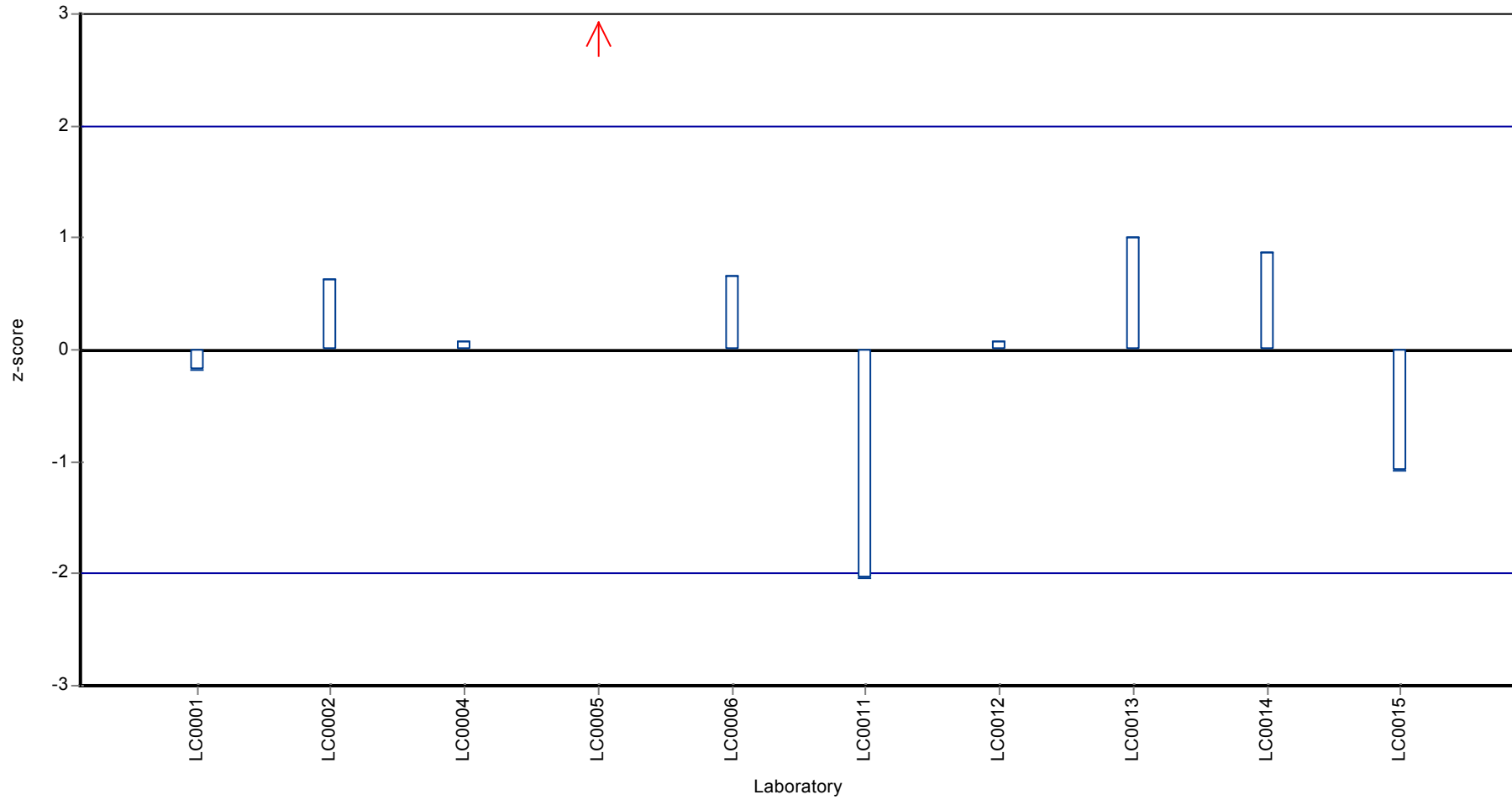
Results



Recovery rate



Z-score



Parameter oriented report

H101 A

Alachlor-t-sulfonic acid (Alachlor-ESA)

Unit	µg/l
Mean ± CI (99%)	-
Minimum - Maximum	0.096 - 0.158
Control test value ± U	0.112 ± 0.0168

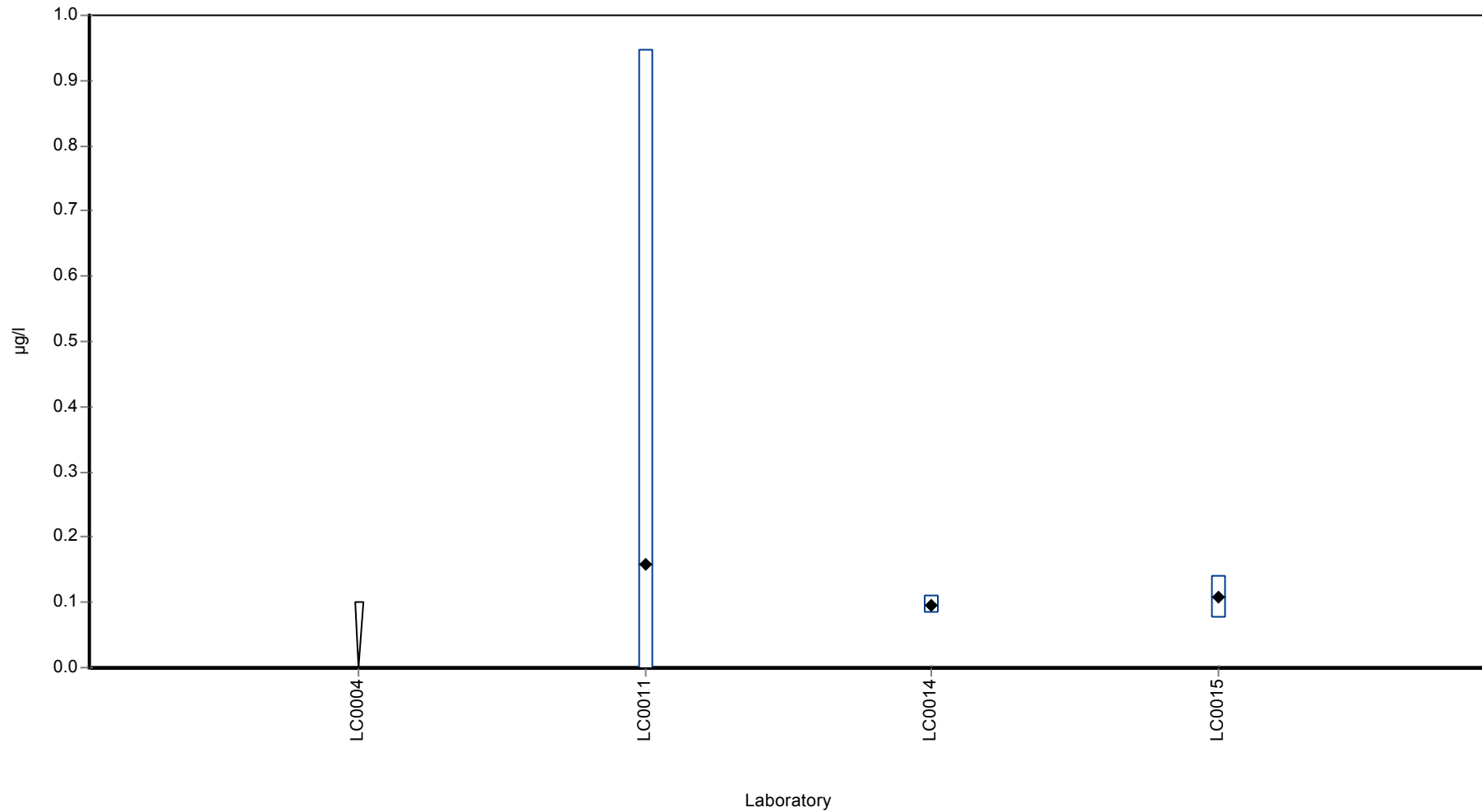
Labcode	Result	± U	Recovery [%]	z-score	Comments
LC0001	-	-	-	-	
LC0002	-	-	-	-	
LC0003	-	-	-	-	
LC0004	< 0.1 (LOQ)	-	-	-	
LC0005	-	-	-	-	
LC0006	-	-	-	-	
LC0007	-	-	-	-	
LC0008	-	-	-	-	
LC0009	-	-	-	-	
LC0010	-	-	-	-	
LC0011	0.158	0.79	-	-	
LC0012	-	-	-	-	
LC0013	-	-	-	-	
LC0014	0.096	0.014	-	-	
LC0015	0.109	0.0327	-	-	

Characteristics of parameter

	all results	without outliers	Unit
Mean ± CI (99%)	0.121 ± 0.0566	-	µg/l
Minimum	0.096	0.096	µg/l
Maximum	0.158	0.158	µg/l
Standard deviation	0.0327	-	µg/l
rel. Standard deviation	27	-	%
n	3	3	-

Graphical presentation of results

Results



Parameter oriented report

H101 B

Alachlor-t-sulfonic acid (Alachlor-ESA)

Unit	µg/l
Mean ± CI (99%)	-
Minimum - Maximum	0.42 - 0.625
Control test value ± U	0.499 ± 0.0748

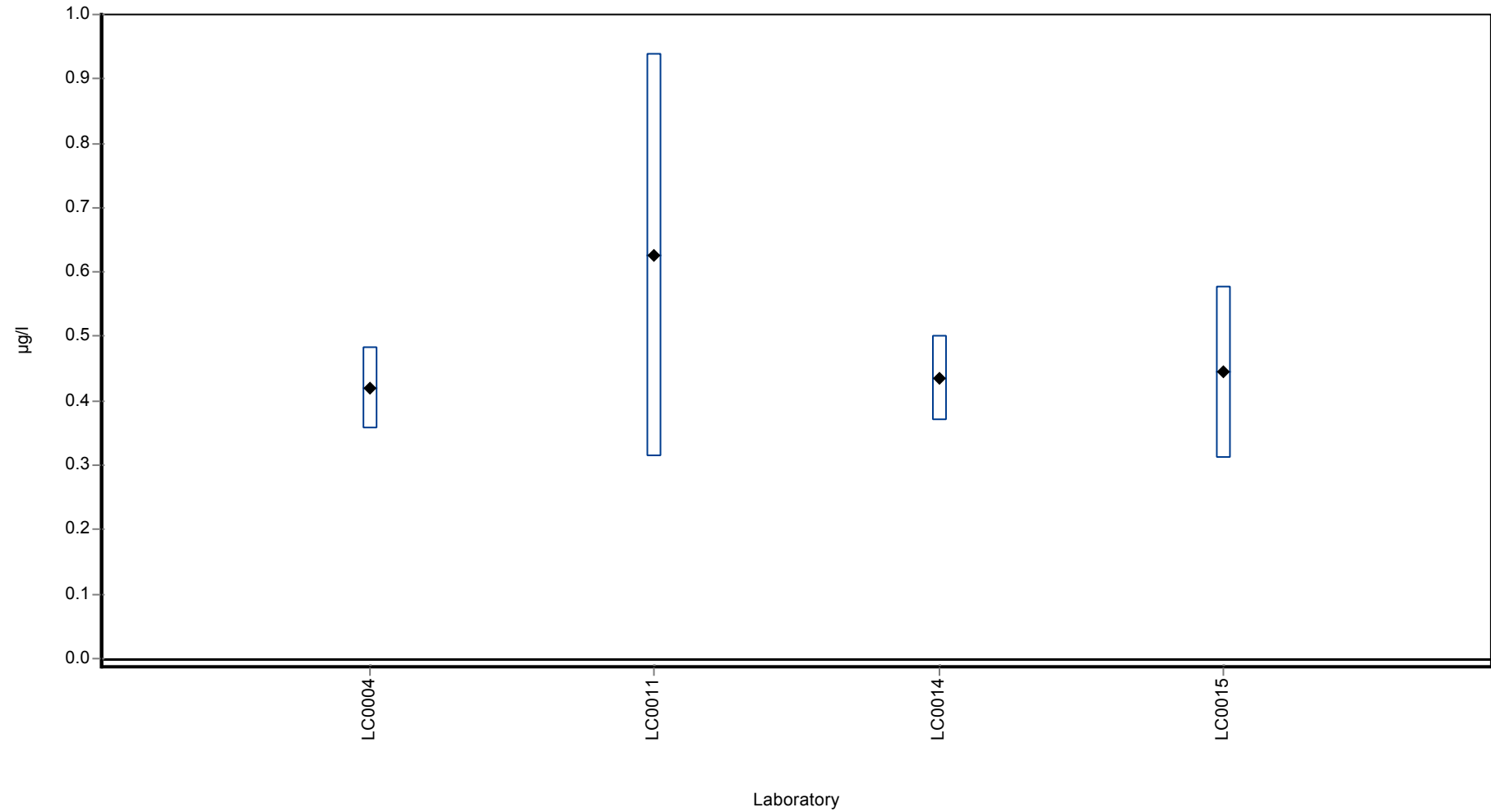
Labcode	Result	± U	Recovery [%]	z-score	Comments
LC0001	-	-	-	-	
LC0002	-	-	-	-	
LC0003	-	-	-	-	
LC0004	0.42	0.063	-	-	
LC0005	-	-	-	-	
LC0006	-	-	-	-	
LC0007	-	-	-	-	
LC0008	-	-	-	-	
LC0009	-	-	-	-	
LC0010	-	-	-	-	
LC0011	0.625	0.313	-	-	
LC0012	-	-	-	-	
LC0013	-	-	-	-	
LC0014	0.435	0.065	-	-	
LC0015	0.445	0.1335	-	-	

Characteristics of parameter

	all results	without outliers	Unit
Mean ± CI (99%)	0.481 ± 0.145	-	µg/l
Minimum	0.42	0.42	µg/l
Maximum	0.625	0.625	µg/l
Standard deviation	0.0964	-	µg/l
rel. Standard deviation	20	-	%
n	4	4	-

Graphical presentation of results

Results



Parameter oriented report

H101 A

Alachlor-t-acid (Alachlor-OA)

Unit	µg/l
Mean ± CI (99%)	-
Minimum - Maximum	0.343 - 0.442
Control test value ± U	0.442 ± 0.0662

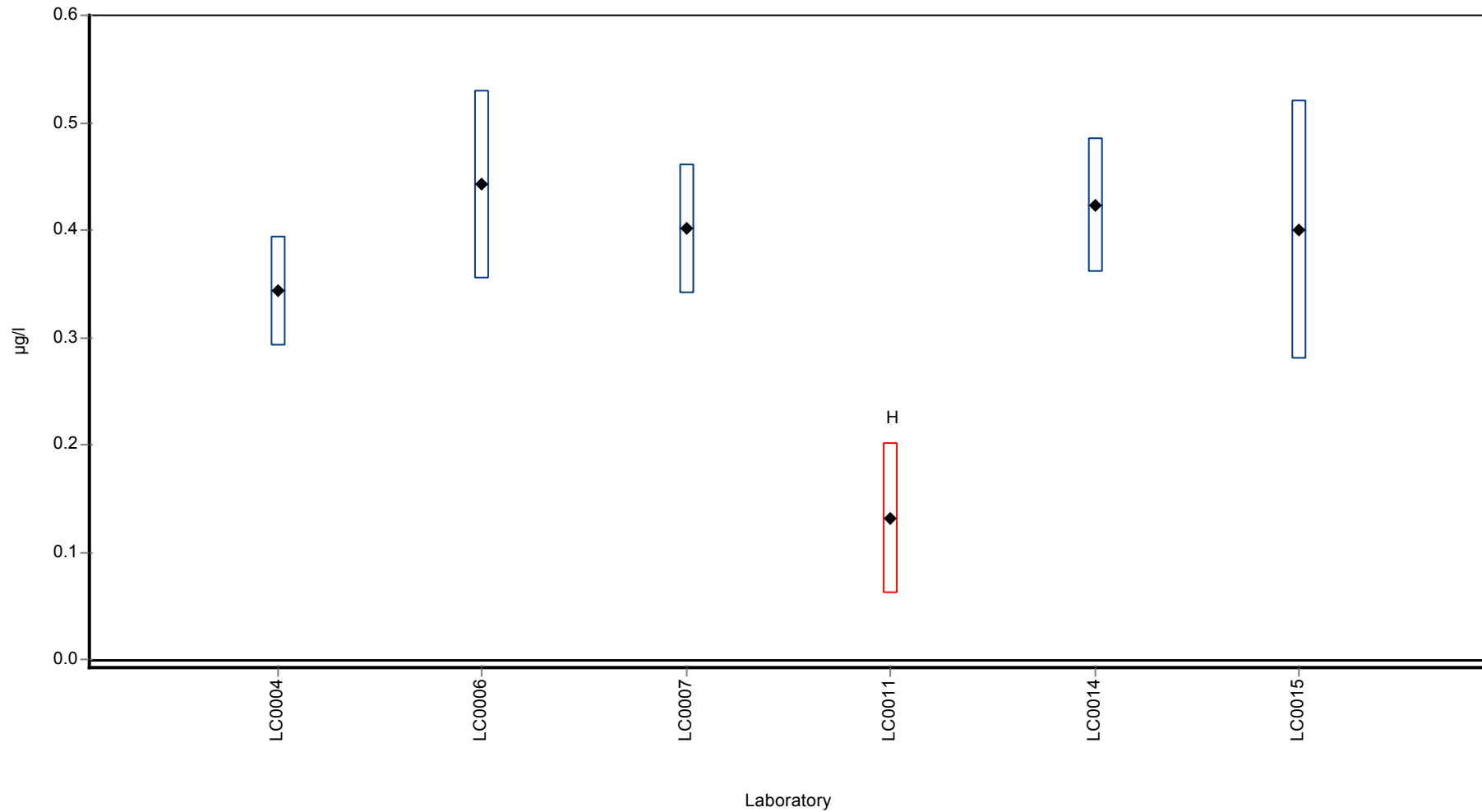
Labcode	Result	± U	Recovery [%]	z-score	Comments
LC0001	-	-	-	-	
LC0002	-	-	-	-	
LC0003	-	-	-	-	
LC0004	0.343	0.05145	-	-	
LC0005	-	-	-	-	
LC0006	0.442	0.088	-	-	
LC0007	0.401	0.06	-	-	
LC0008	-	-	-	-	
LC0009	-	-	-	-	
LC0010	-	-	-	-	
LC0011	0.131	0.07	-	-	H
LC0012	-	-	-	-	
LC0013	-	-	-	-	
LC0014	0.423	0.062	-	-	
LC0015	0.4	0.12	-	-	

Characteristics of parameter

	all results	without outliers	Unit
Mean ± CI (99%)	0.357 ± 0.141	-	µg/l
Minimum	0.131	0.343	µg/l
Maximum	0.442	0.442	µg/l
Standard deviation	0.115	-	µg/l
rel. Standard deviation	32.4	-	%
n	6	5	-

Graphical presentation of results

Results



Parameter oriented report

H101 B

Alachlor-t-acid (Alachlor-OA)

Unit	µg/l
Mean ± CI (99%)	-
Minimum - Maximum	0.074 - 0.096
Control test value ± U	0.0864 ± 0.013

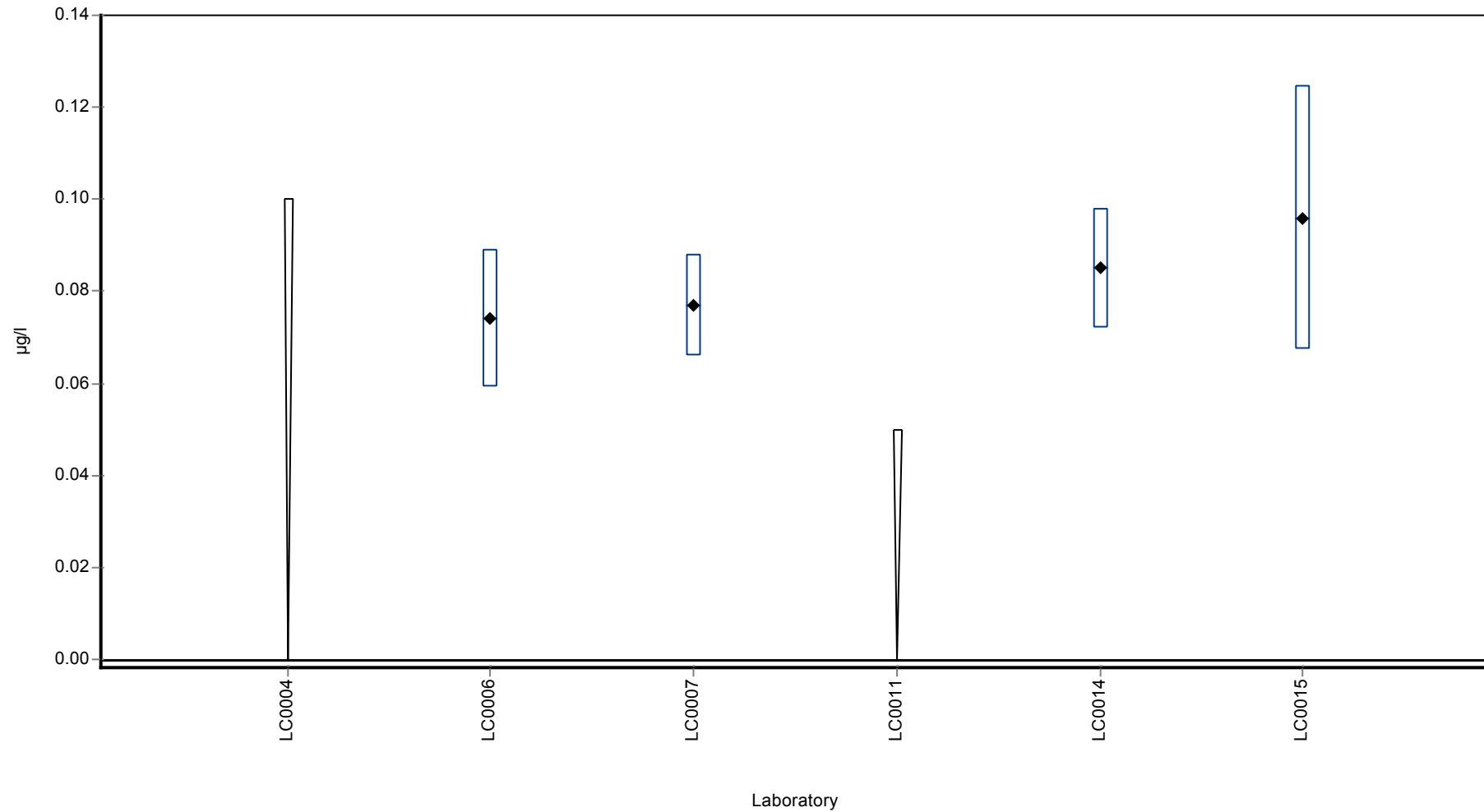
Labcode	Result	± U	Recovery [%]	z-score	Comments
LC0001	-	-	-	-	
LC0002	-	-	-	-	
LC0003	-	-	-	-	
LC0004	< 0.1 (LOQ)	-	-	-	
LC0005	-	-	-	-	
LC0006	0.074	0.015	-	-	
LC0007	0.077	0.011	-	-	
LC0008	-	-	-	-	
LC0009	-	-	-	-	
LC0010	-	-	-	-	
LC0011	< 0.05 (LOQ)	-	-	-	
LC0012	-	-	-	-	
LC0013	-	-	-	-	
LC0014	0.085	0.013	-	-	
LC0015	0.096	0.0288	-	-	

Characteristics of parameter

	all results	without outliers	Unit
Mean ± CI (99%)	0.083 ± 0.0147	-	µg/l
Minimum	0.074	0.074	µg/l
Maximum	0.096	0.096	µg/l
Standard deviation	0.00983	-	µg/l
rel. Standard deviation	11.8	-	%
n	4	4	-

Graphical presentation of results

Results



Parameter oriented report

H101 A

AMPA

Unit	µg/l
Mean ± CI (99%)	0.161 ± 0.0195
Minimum - Maximum	0.132 - 0.19
Control test value ± U	0.146 ± 0.0218

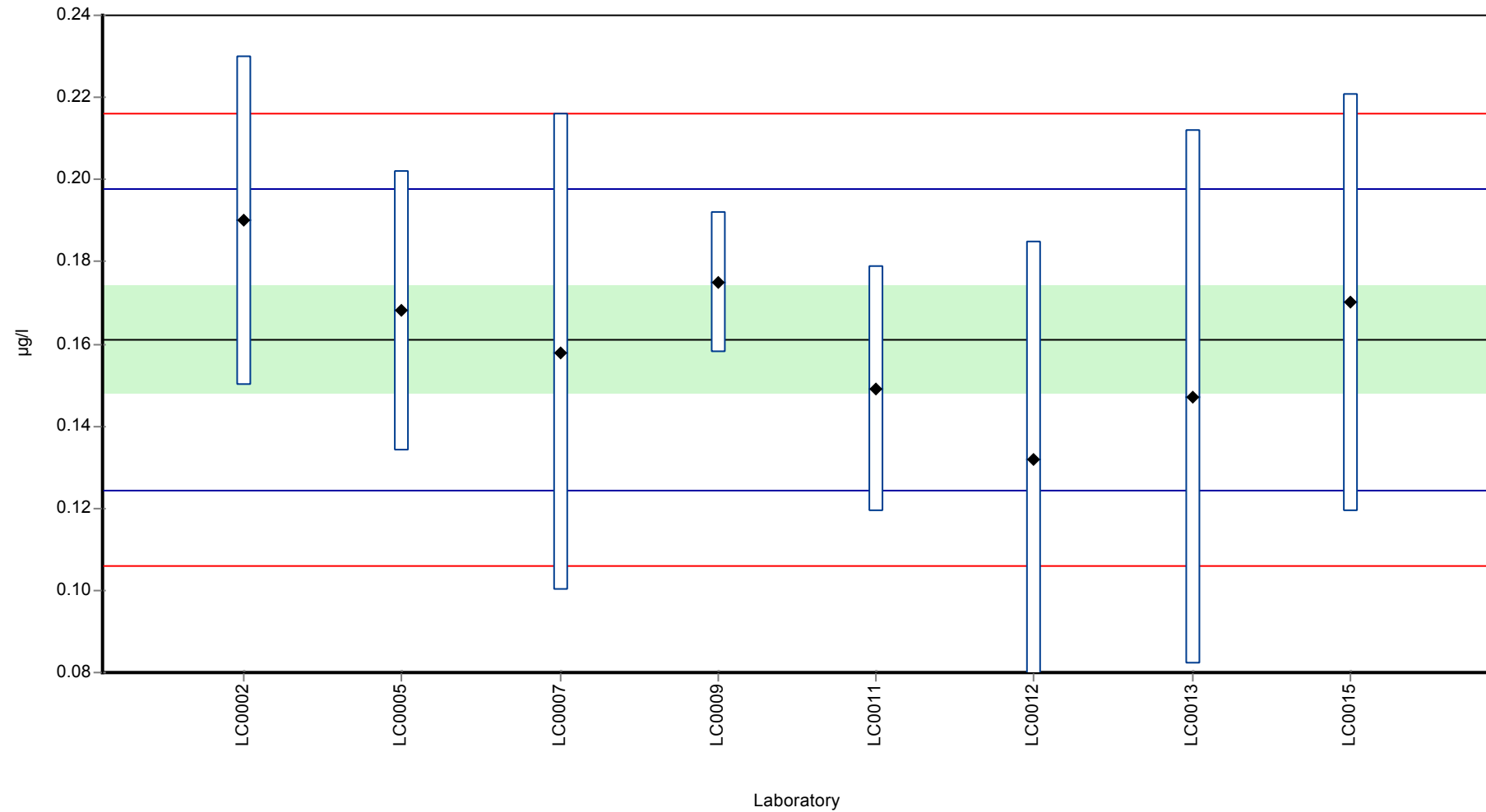
Labcode	Result	± U	Recovery [%]	z-score	Comments
LC0001	-	-	-	-	
LC0002	0.19	0.04	118	1.57	
LC0003	-	-	-	-	
LC0004	-	-	-	-	
LC0005	0.168	0.034	104	0.38	
LC0006	-	-	-	-	
LC0007	0.158	0.058	98.1	-0.17	
LC0008	-	-	-	-	
LC0009	0.175	0.017	109	0.76	
LC0010	-	-	-	-	
LC0011	0.149	0.03	92.5	-0.66	
LC0012	0.132	0.0528	81.9	-1.59	
LC0013	0.147	0.065	91.2	-0.77	
LC0014	-	-	-	-	
LC0015	0.17	0.051	106	0.48	

Characteristics of parameter

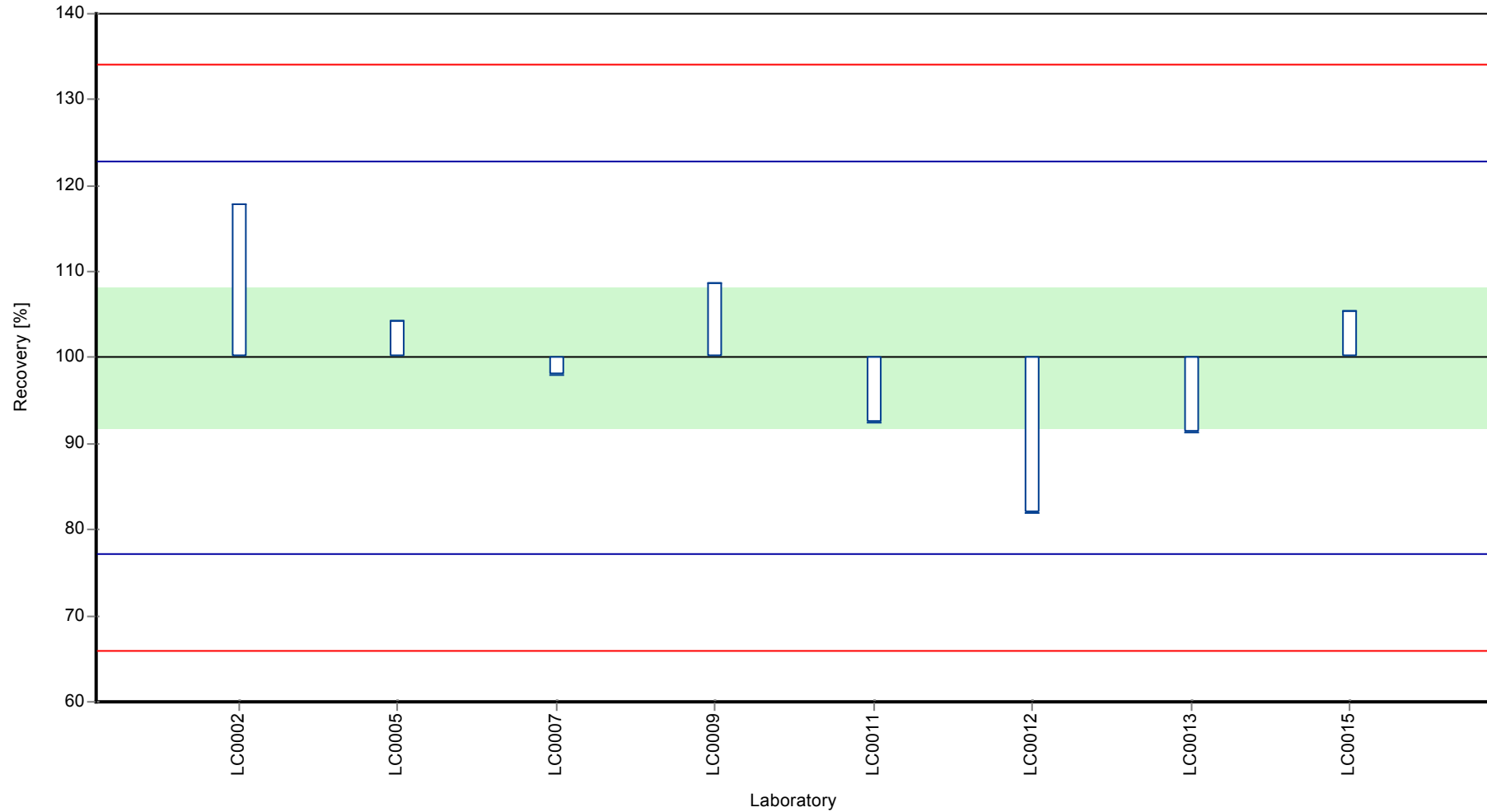
	all results	without outliers	Unit
Mean ± CI (99%)	0.161 ± 0.0195	0.161 ± 0.0195	µg/l
Minimum	0.132	0.132	µg/l
Maximum	0.19	0.19	µg/l
Standard deviation	0.0183	0.0183	µg/l
rel. Standard deviation	11.4	11.4	%
n	8	8	-

Graphical presentation of results

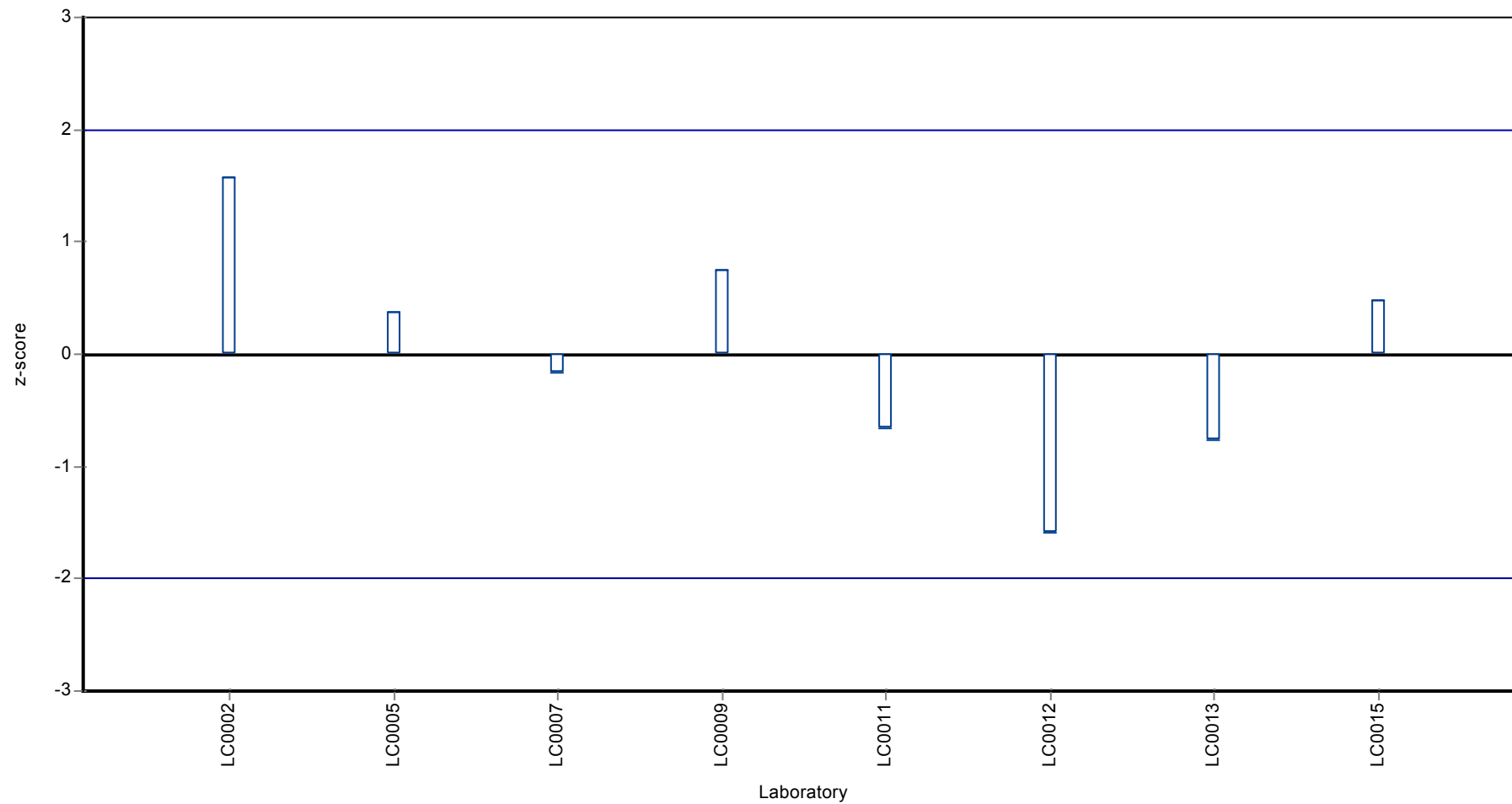
Results



Recovery rate



Z-score



Parameter oriented report

H101 B

AMPA

Unit	µg/l
Mean ± CI (99%)	1.04 ± 0.102
Minimum - Maximum	0.91 - 1.19
Control test value ± U	0.962 ± 0.144

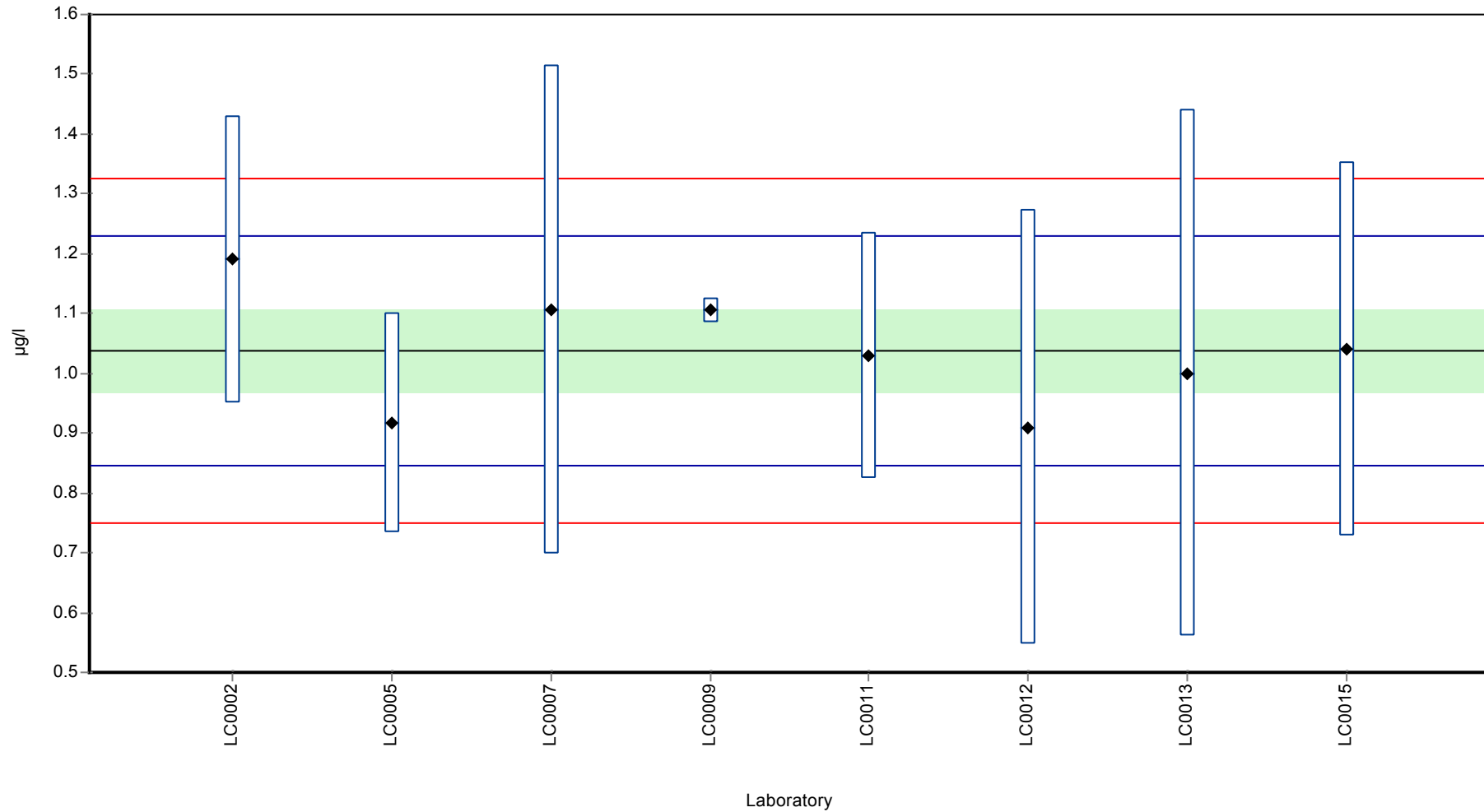
Labcode	Result	± U	Recovery [%]	z-score	Comments
LC0001	-	-	-	-	
LC0002	1.19	0.24	115	1.59	
LC0003	-	-	-	-	
LC0004	-	-	-	-	
LC0005	0.917	0.183	88.4	-1.25	
LC0006	-	-	-	-	
LC0007	1.106	0.409	107	0.71	
LC0008	-	-	-	-	
LC0009	1.105	0.021	107	0.7	
LC0010	-	-	-	-	
LC0011	1.03	0.206	99.3	-0.08	
LC0012	0.91	0.364	87.7	-1.32	
LC0013	1	0.44	96.4	-0.39	
LC0014	-	-	-	-	
LC0015	1.04	0.312	100	0.03	

Characteristics of parameter

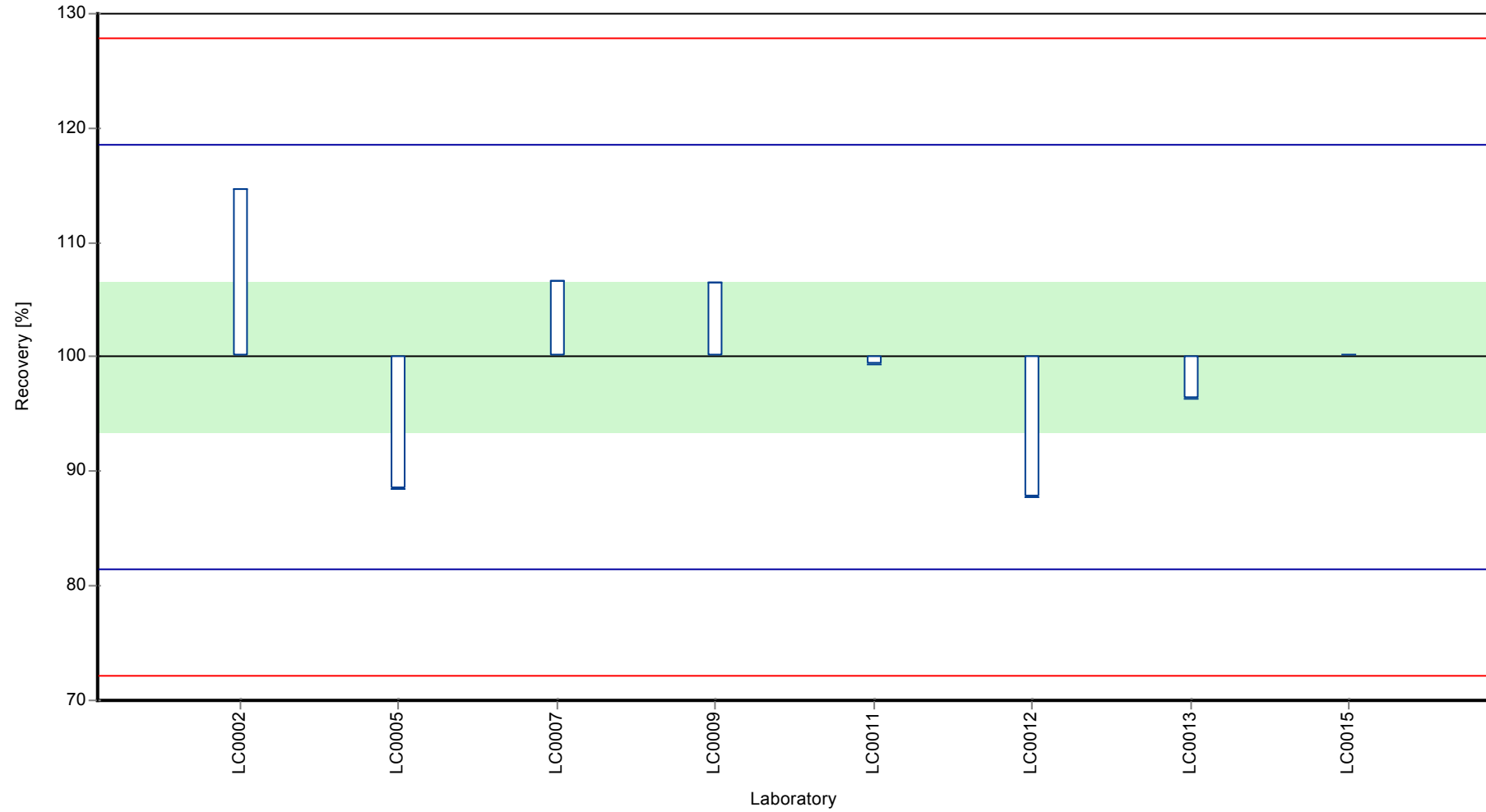
	all results	without outliers	Unit
Mean ± CI (99%)	1.04 ± 0.102	1.04 ± 0.102	µg/l
Minimum	0.91	0.91	µg/l
Maximum	1.19	1.19	µg/l
Standard deviation	0.0962	0.0962	µg/l
rel. Standard deviation	9.27	9.27	%
n	8	8	-

Graphical presentation of results

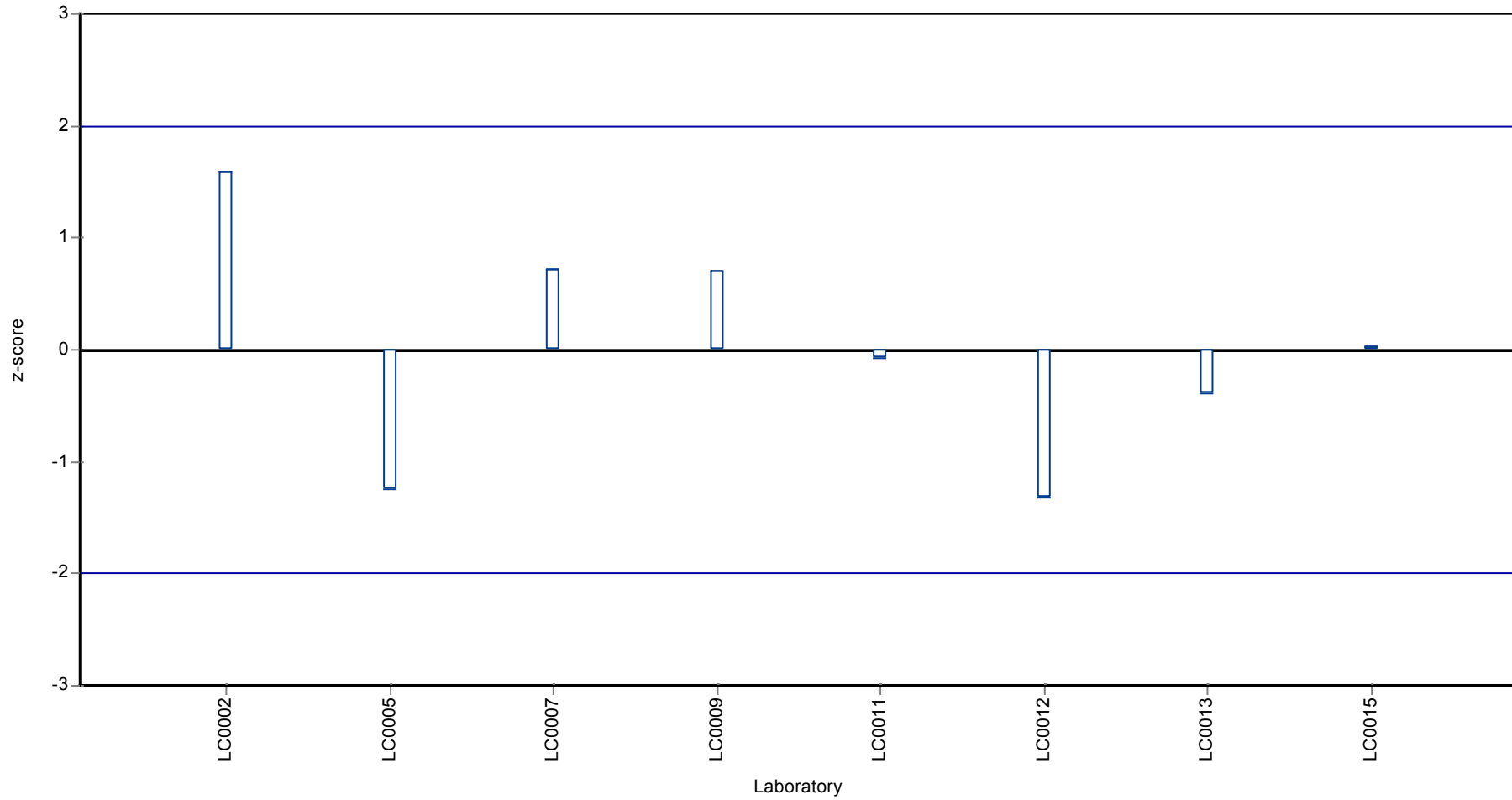
Results



Recovery rate



Z-score



Parameter oriented report

H101 A

Bentazone

Unit	µg/l
Mean ± CI (99%)	0.155 ± 0.0214
Minimum - Maximum	0.109 - 0.196
Control test value ± U	0.162 ± 0.0243

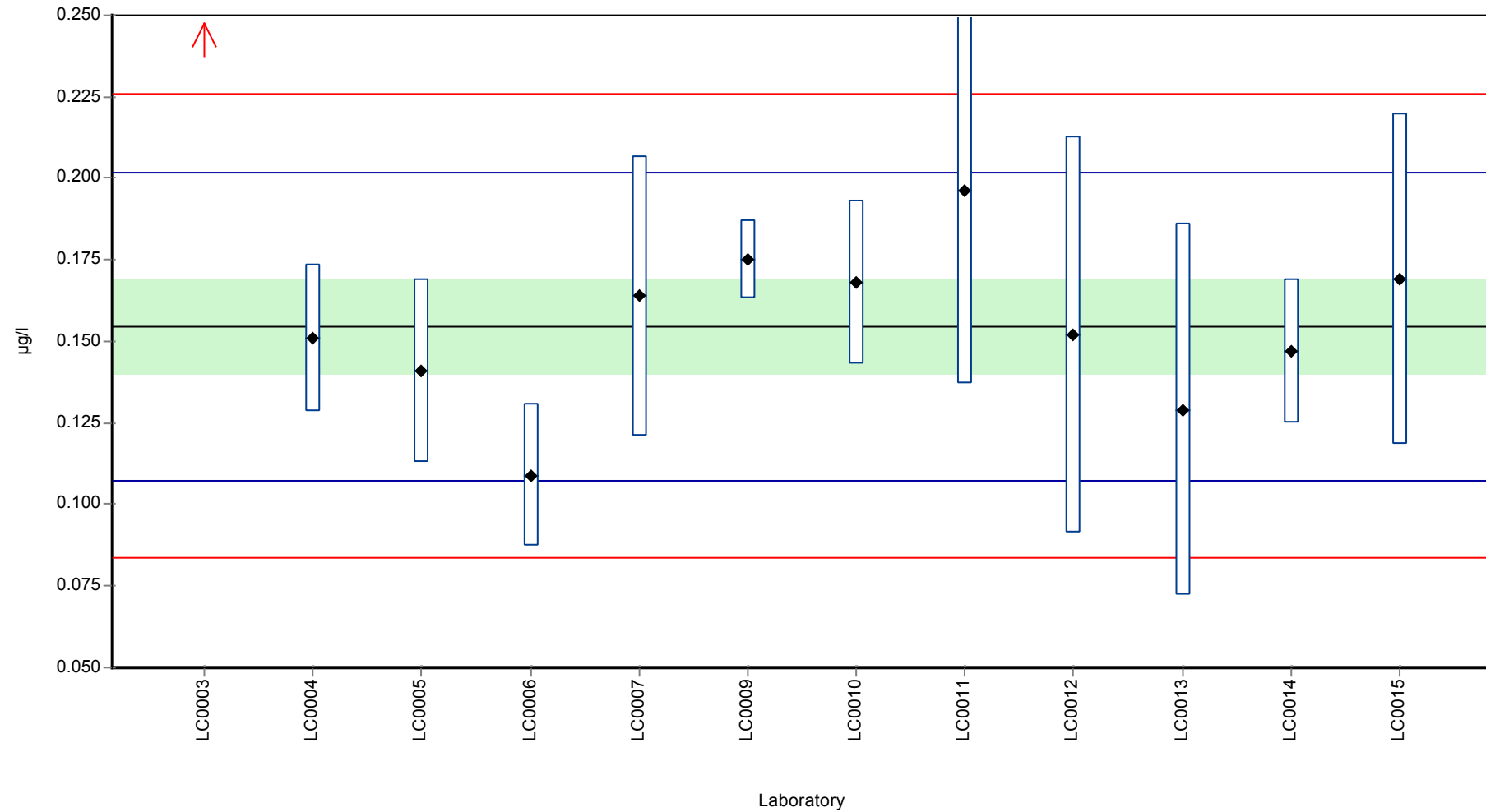
Labcode	Result	± U	Recovery [%]	z-score	Comments
LC0001	-	-	-	-	
LC0002	-	-	-	-	
LC0003	0.32	0.08	207	6.99	H
LC0004	0.151	0.02265	97.6	-0.15	
LC0005	0.141	0.028	91.2	-0.58	
LC0006	0.109	0.022	70.5	-1.93	
LC0007	0.164	0.043	106	0.4	
LC0008	-	-	-	-	
LC0009	0.175	0.012	113	0.86	
LC0010	0.168	0.025	109	0.56	
LC0011	0.196	0.059	127	1.75	
LC0012	0.152	0.0608	98.3	-0.11	
LC0013	0.129	0.057	83.4	-1.08	
LC0014	0.147	0.022	95.1	-0.32	
LC0015	0.169	0.0507	109	0.61	

Characteristics of parameter

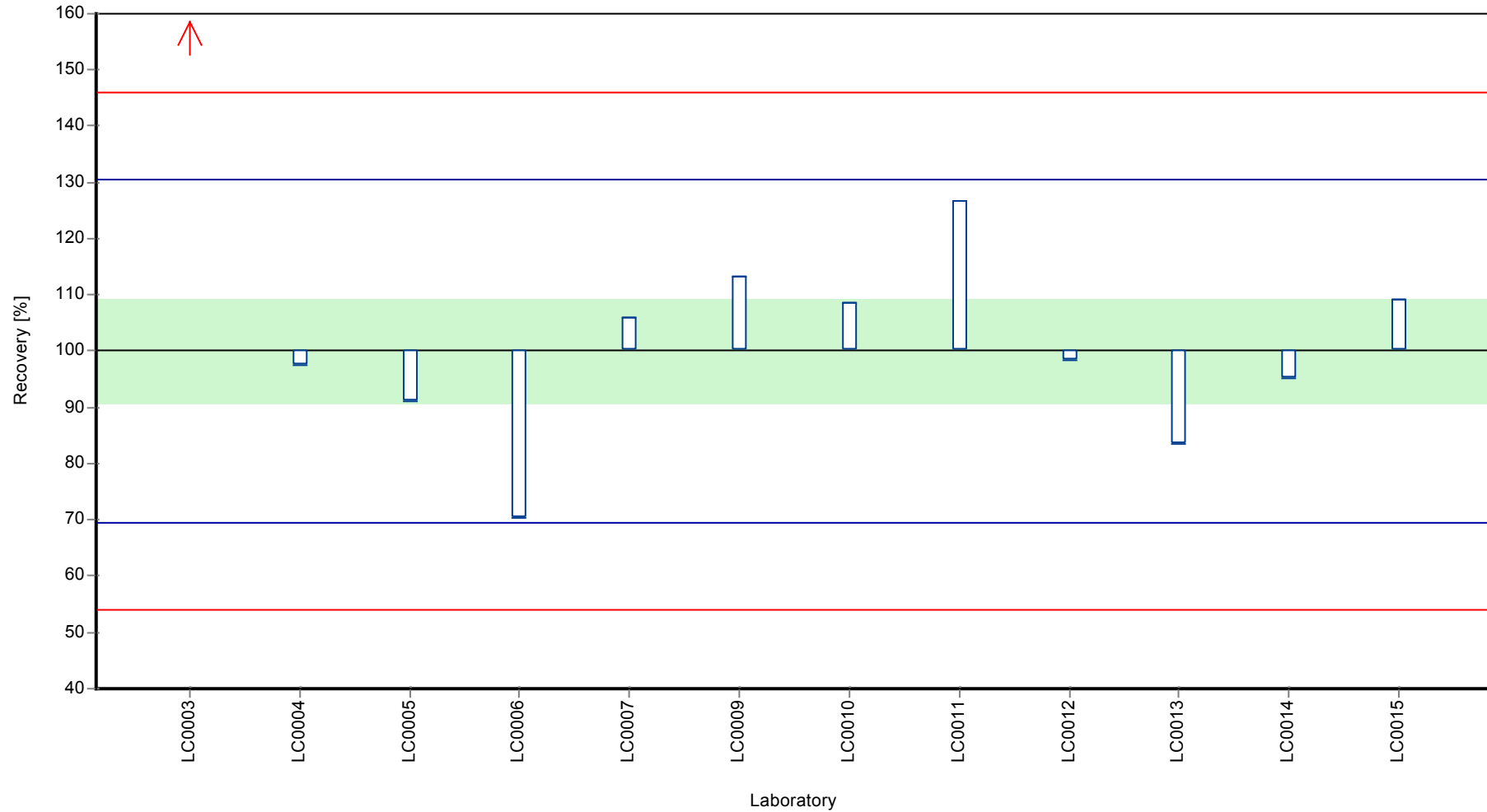
	all results	without outliers	Unit
Mean ± CI (99%)	0.168 ± 0.0457	0.155 ± 0.0214	µg/l
Minimum	0.109	0.109	µg/l
Maximum	0.32	0.196	µg/l
Standard deviation	0.0528	0.0237	µg/l
rel. Standard deviation	31.4	15.3	%
n	12	11	-

Graphical presentation of results

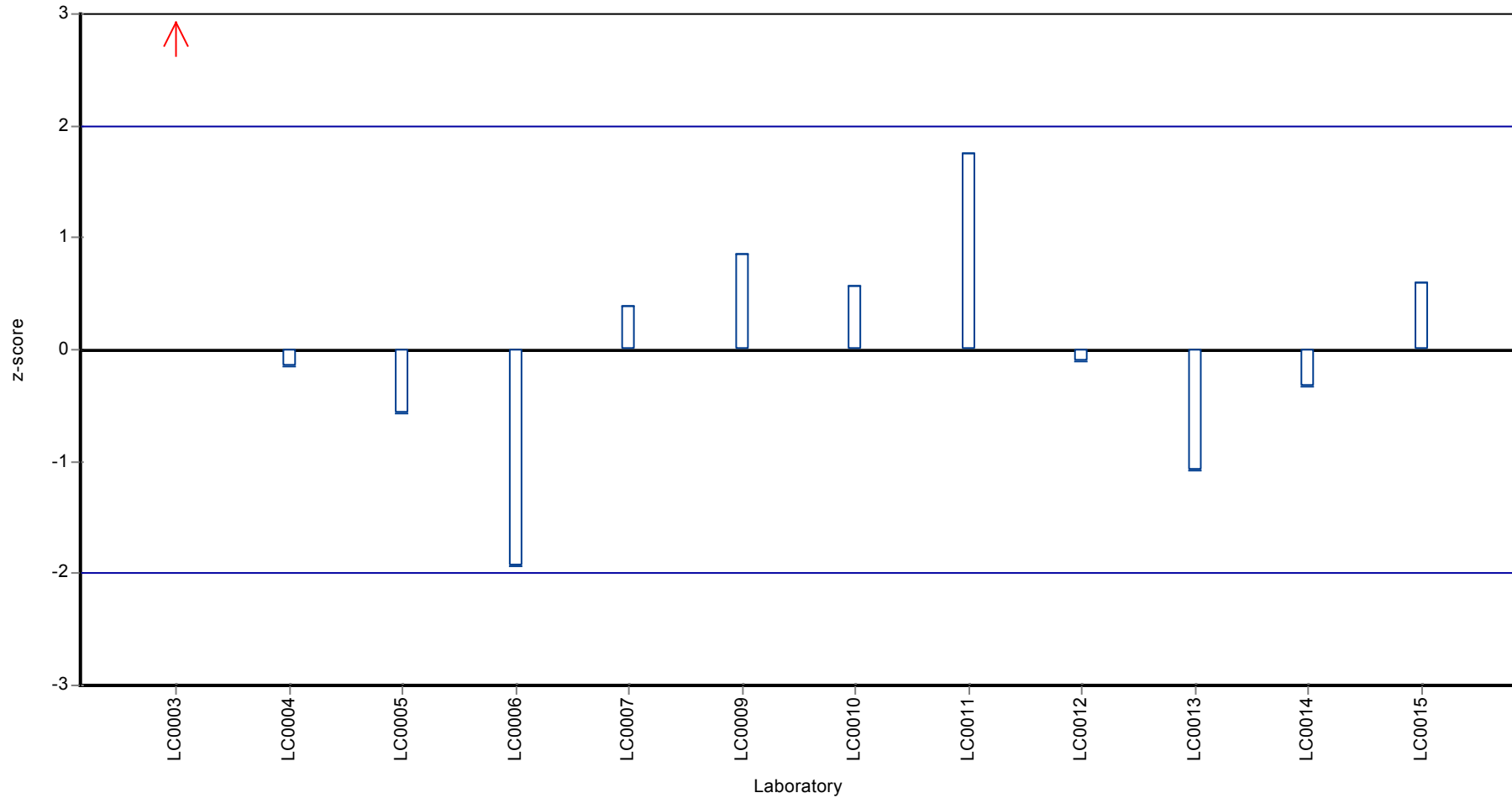
Results



Recovery rate



Z-score



Parameter oriented report

H101 B

Bentazone

Unit	µg/l
Mean ± CI (99%)	0.248 ± 0.0288
Minimum - Maximum	0.17 - 0.287
Control test value ± U	0.247 ± 0.0371

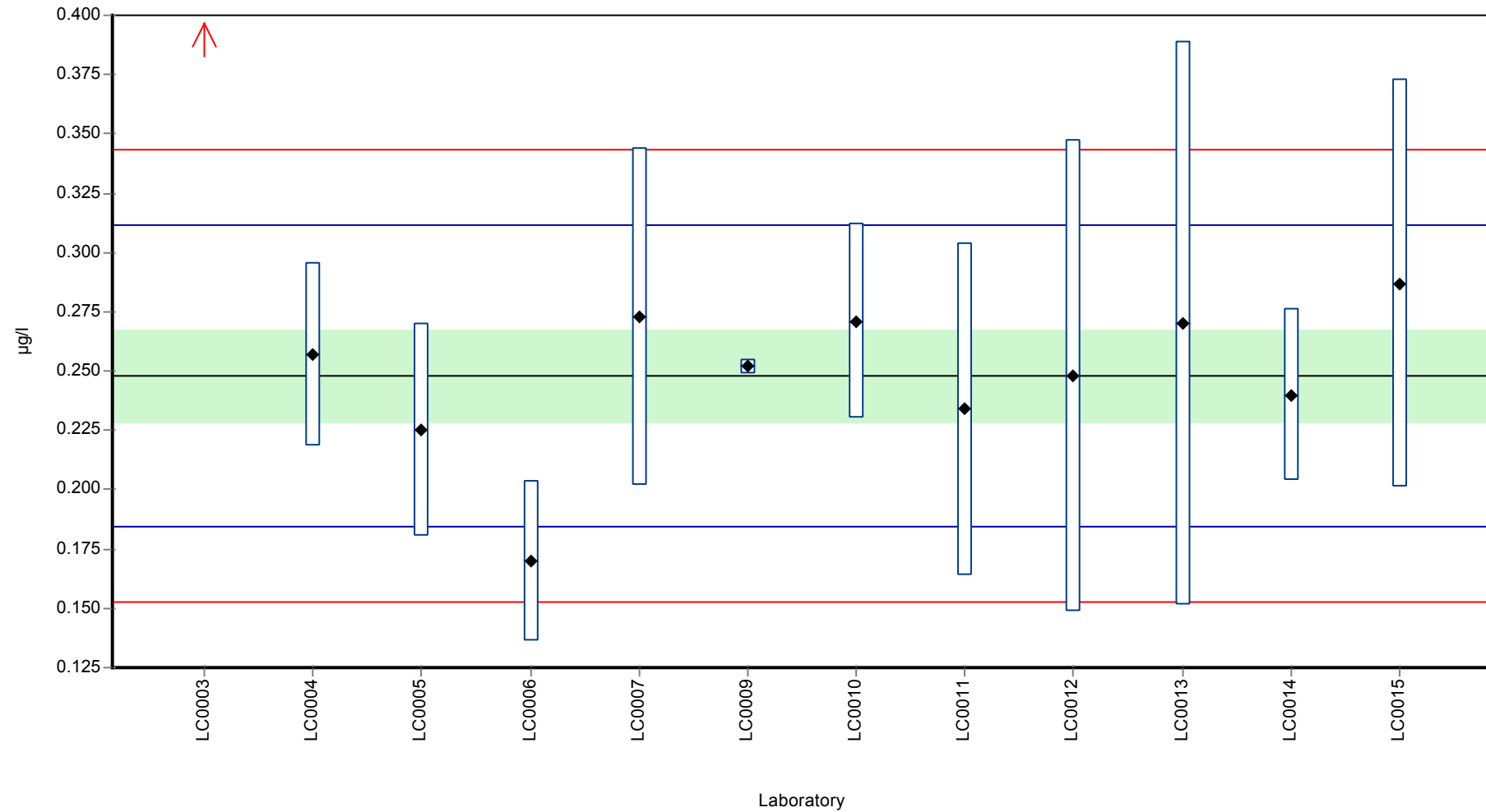
Labcode	Result	± U	Recovery [%]	z-score	Comments
LC0001	-	-	-	-	
LC0002	-	-	-	-	
LC0003	0.542	0.136	219	9.24	H
LC0004	0.257	0.03855	104	0.29	
LC0005	0.225	0.045	90.8	-0.72	
LC0006	0.17	0.034	68.6	-2.45	
LC0007	0.273	0.071	110	0.79	
LC0008	-	-	-	-	
LC0009	0.252	0.003	102	0.13	
LC0010	0.271	0.041	109	0.73	
LC0011	0.234	0.07	94.4	-0.44	
LC0012	0.248	0.0992	100	0.00	
LC0013	0.27	0.119	109	0.69	
LC0014	0.24	0.036	96.8	-0.25	
LC0015	0.287	0.0861	116	1.23	

Characteristics of parameter

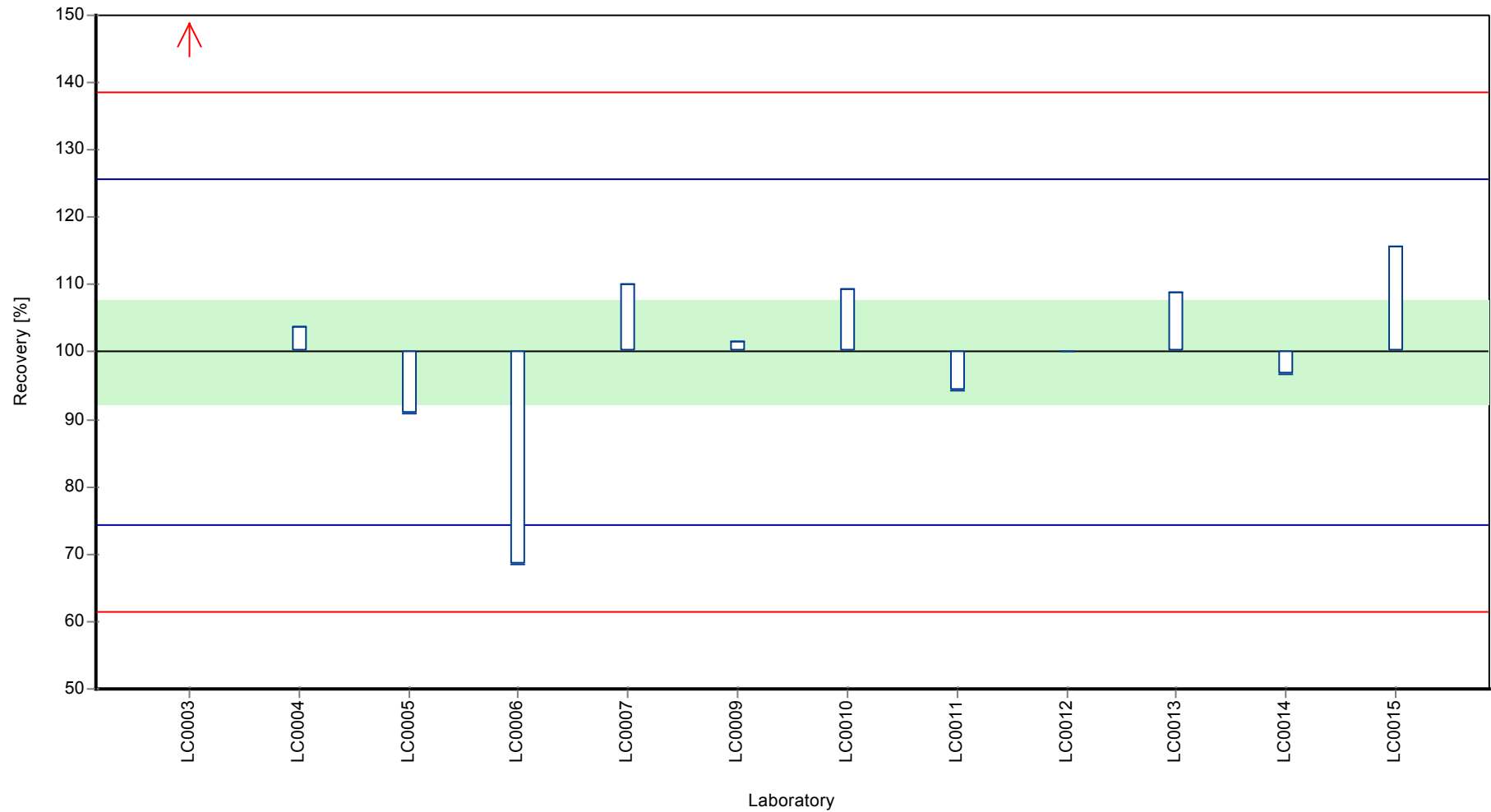
	all results	without outliers	Unit
Mean ± CI (99%)	0.272 ± 0.0781	0.248 ± 0.0288	µg/l
Minimum	0.17	0.17	µg/l
Maximum	0.542	0.287	µg/l
Standard deviation	0.0902	0.0318	µg/l
rel. Standard deviation	33.1	12.8	%
n	12	11	-

Graphical presentation of results

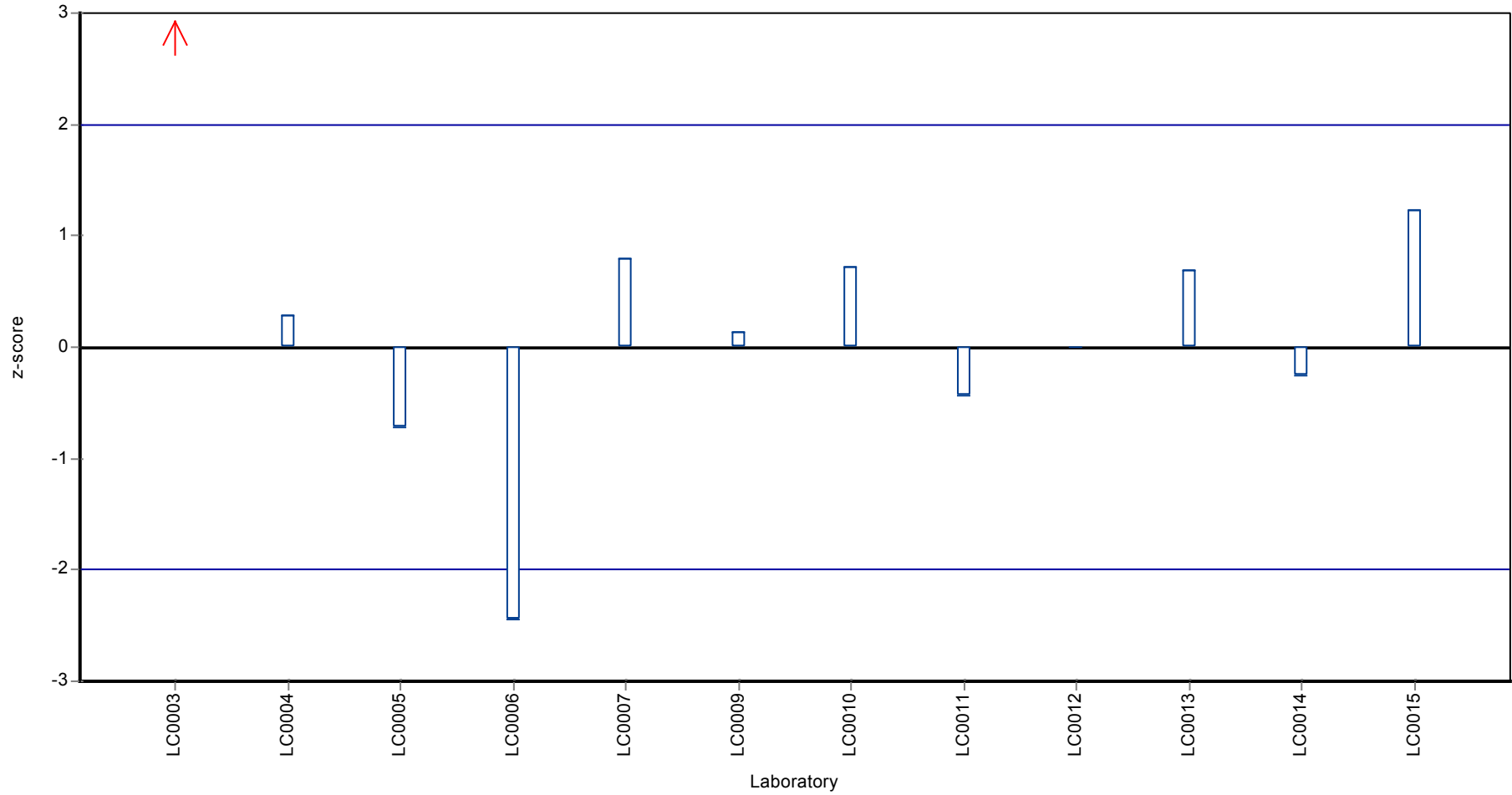
Results



Recovery rate



Z-score



Parameter oriented report

H101 A

Dicamba

Unit	µg/l
Mean ± CI (99%)	0.217 ± 0.0629
Minimum - Maximum	0.107 - 0.317
Control test value ± U	0.265 ± 0.0398

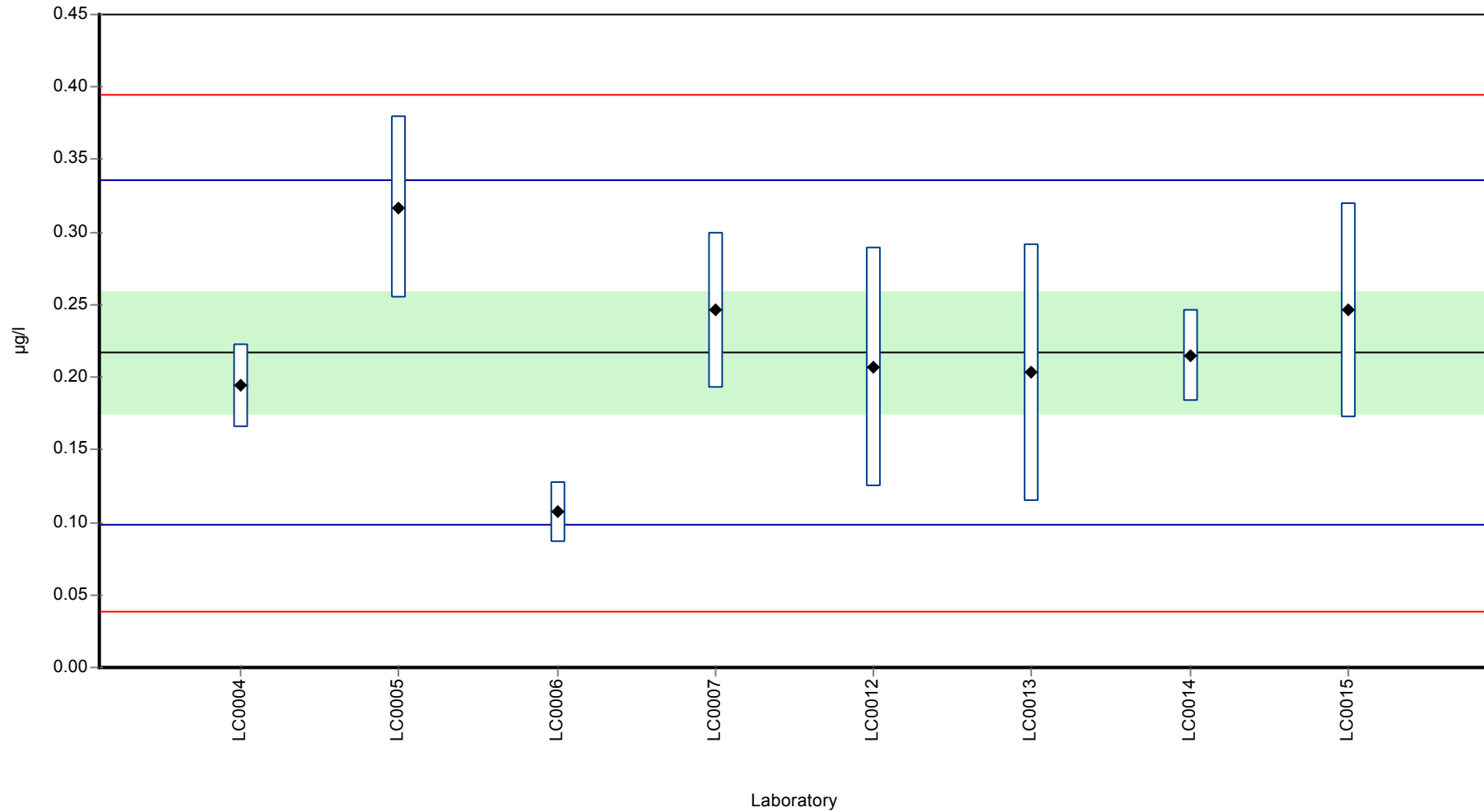
Labcode	Result	± U	Recovery [%]	z-score	Comments
LC0001	-	-	-	-	
LC0002	-	-	-	-	
LC0003	-	-	-	-	
LC0004	0.194	0.0291	89.5	-0.39	
LC0005	0.317	0.063	146	1.69	
LC0006	0.107	0.021	49.3	-1.85	
LC0007	0.246	0.054	113	0.49	
LC0008	-	-	-	-	
LC0009	-	-	-	-	
LC0010	-	-	-	-	
LC0011	-	-	-	-	
LC0012	0.207	0.0828	95.4	-0.17	
LC0013	0.203	0.089	93.6	-0.23	
LC0014	0.215	0.032	99.1	-0.03	
LC0015	0.246	0.0738	113	0.49	

Characteristics of parameter

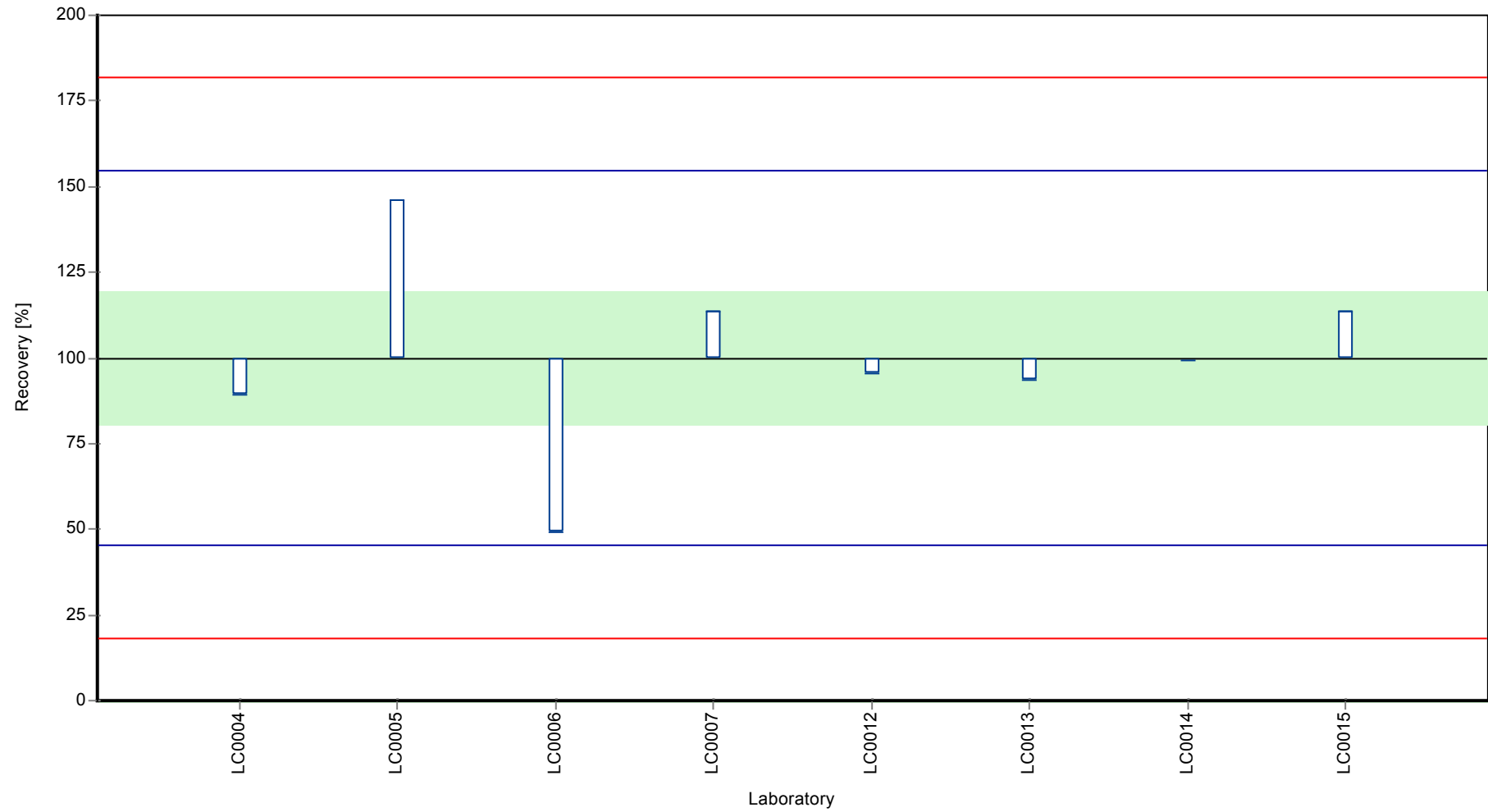
	all results	without outliers	Unit
Mean ± CI (99%)	0.217 ± 0.0629	0.217 ± 0.0629	µg/l
Minimum	0.107	0.107	µg/l
Maximum	0.317	0.317	µg/l
Standard deviation	0.0593	0.0593	µg/l
rel. Standard deviation	27.3	27.3	%
n	8	8	-

Graphical presentation of results

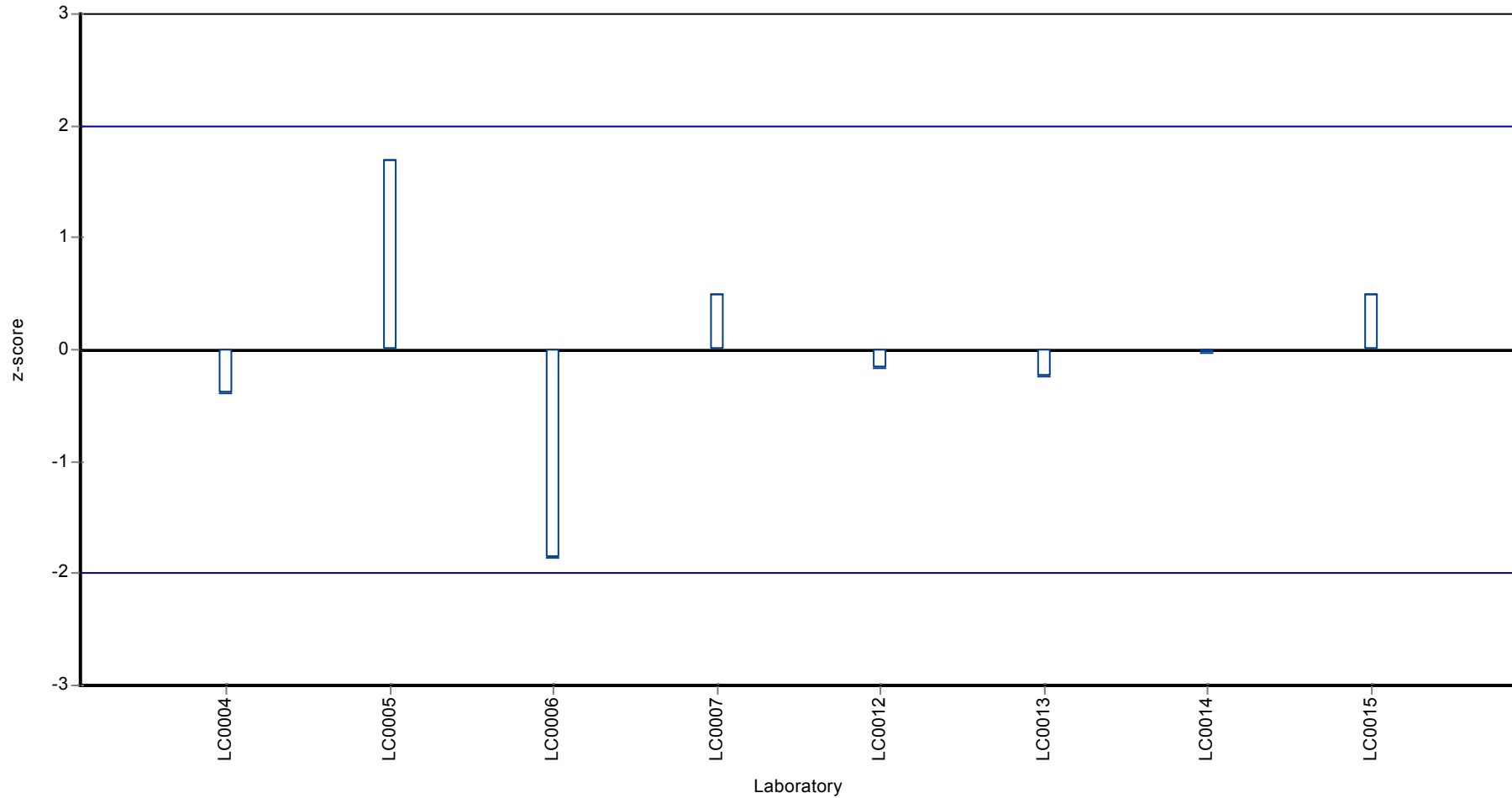
Results



Recovery rate



Z-score



Parameter oriented report

H101 B

Dicamba

Unit	µg/l
Mean ± CI (99%)	0.889 ± 0.0985
Minimum - Maximum	0.771 - 1.01
Control test value ± U	0.799 ± 0.12

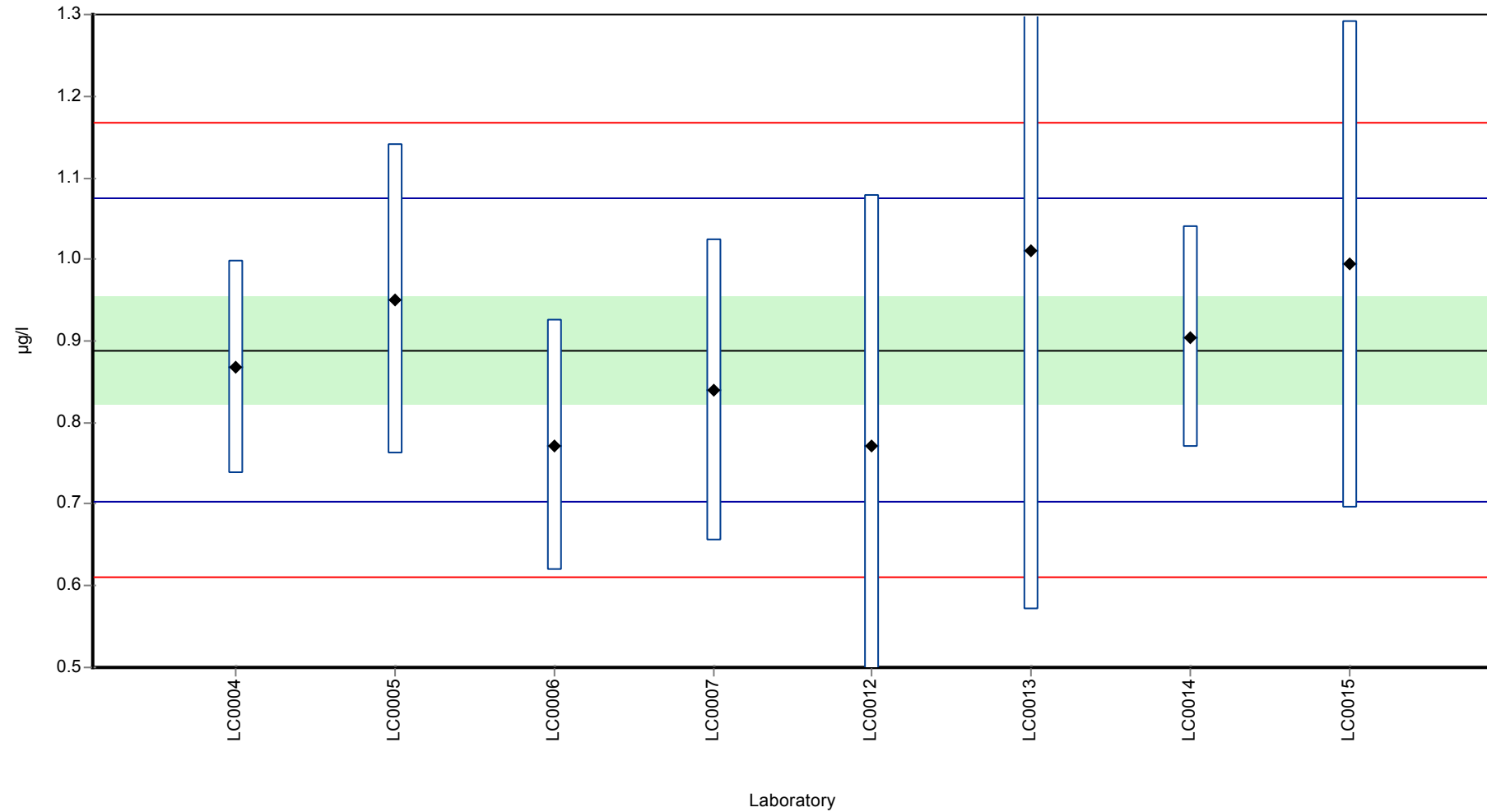
Labcode	Result	± U	Recovery [%]	z-score	Comments
LC0001	-	-	-	-	
LC0002	-	-	-	-	
LC0003	-	-	-	-	
LC0004	0.868	0.1302	97.7	-0.22	
LC0005	0.951	0.19	107	0.67	
LC0006	0.772	0.154	86.9	-1.26	
LC0007	0.839	0.185	94.4	-0.54	
LC0008	-	-	-	-	
LC0009	-	-	-	-	
LC0010	-	-	-	-	
LC0011	-	-	-	-	
LC0012	0.771	0.3084	86.8	-1.27	
LC0013	1.01	0.44	114	1.31	
LC0014	0.905	0.136	102	0.17	
LC0015	0.994	0.2982	112	1.13	

Characteristics of parameter

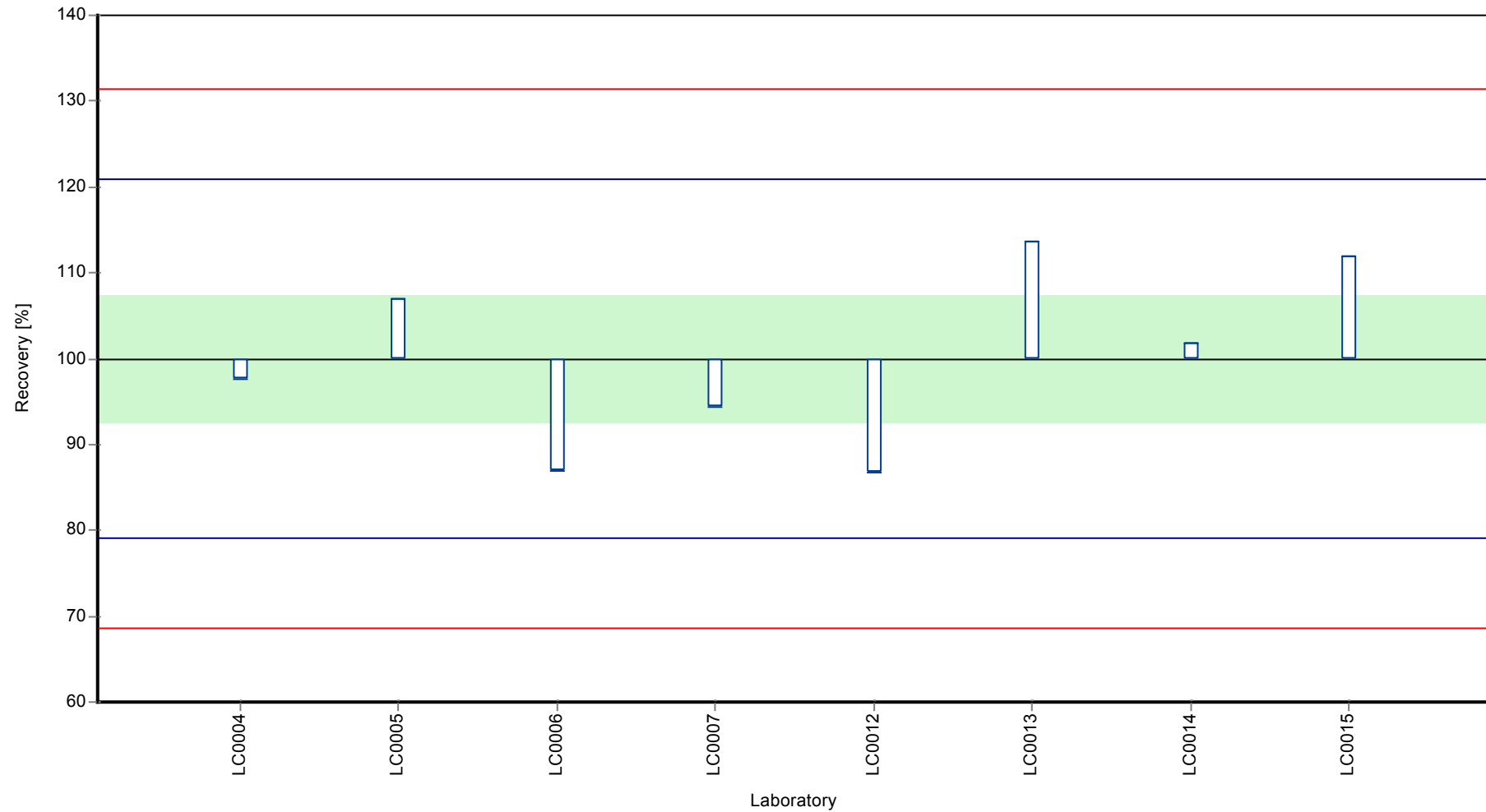
	all results	without outliers	Unit
Mean ± CI (99%)	0.889 ± 0.0985	0.889 ± 0.0985	µg/l
Minimum	0.771	0.771	µg/l
Maximum	1.01	1.01	µg/l
Standard deviation	0.0928	0.0928	µg/l
rel. Standard deviation	10.4	10.4	%
n	8	8	-

Graphical presentation of results

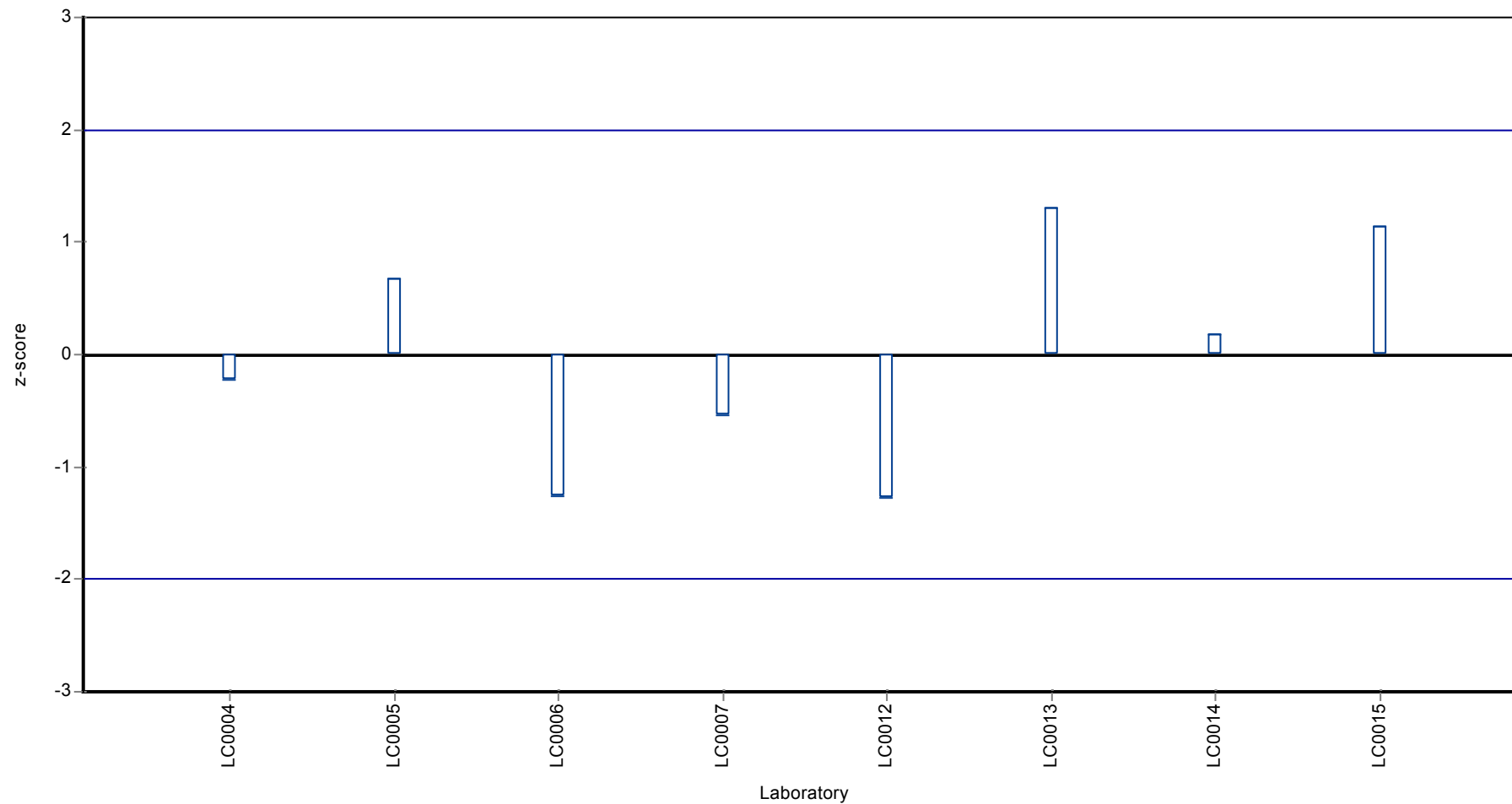
Results



Recovery rate



Z-score



Parameter oriented report

H101 A

Dichlorprop

Unit	µg/l
Mean ± CI (99%)	0.184 ± 0.00836
Minimum - Maximum	0.176 - 0.197
Control test value ± U	0.188 ± 0.0282

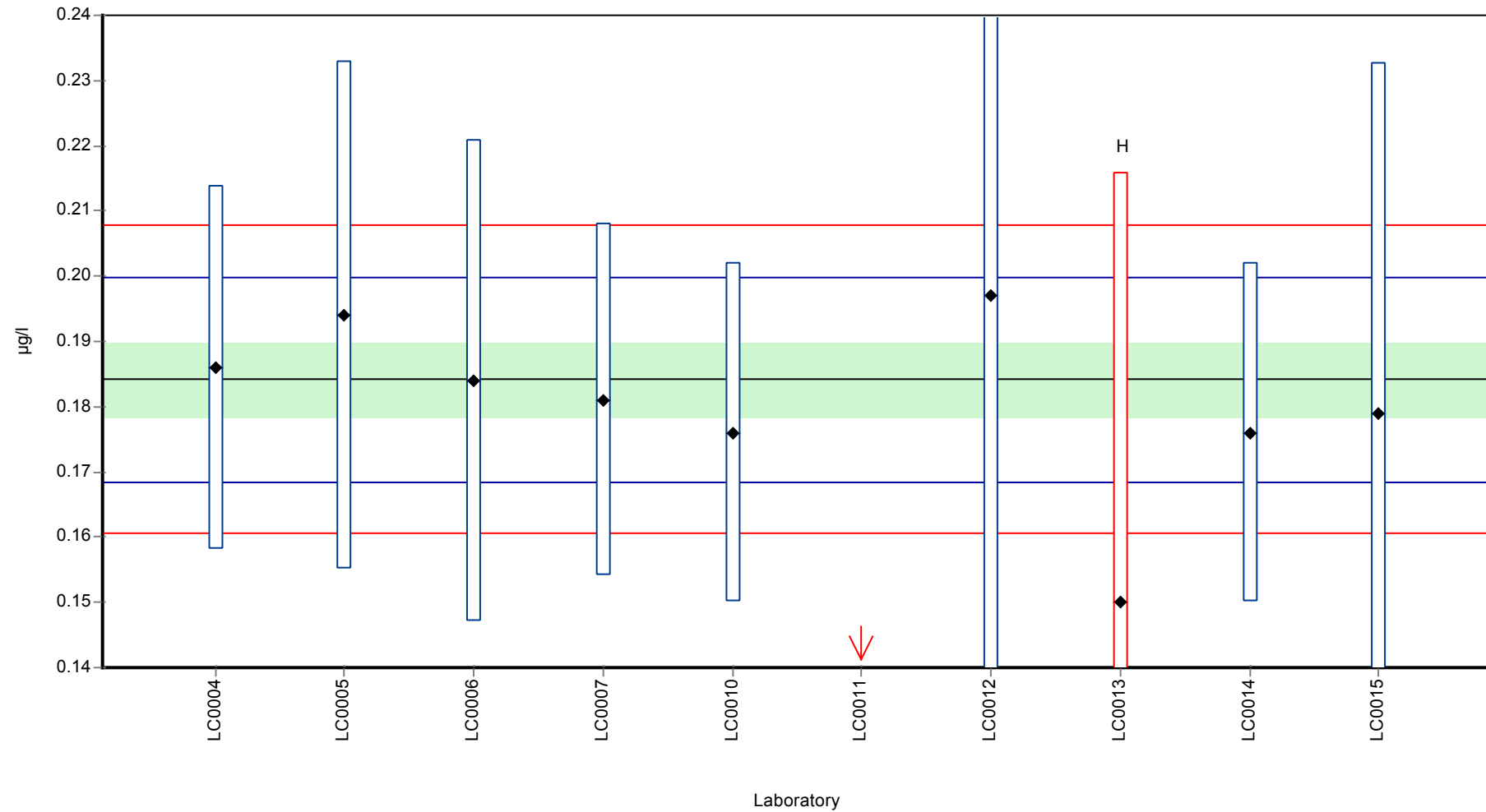
Labcode	Result	± U	Recovery [%]	z-score	Comments
LC0001	-	-	-	-	
LC0002	-	-	-	-	
LC0003	-	-	-	-	
LC0004	0.186	0.0279	101	0.24	
LC0005	0.194	0.039	105	1.25	
LC0006	0.184	0.037	99.9	-0.02	
LC0007	0.181	0.027	98.3	-0.4	
LC0008	-	-	-	-	
LC0009	-	-	-	-	
LC0010	0.176	0.026	95.6	-1.03	
LC0011	0.087	0.044	47.3	-12.3	H
LC0012	0.197	0.0788	107	1.63	
LC0013	0.15	0.066	81.5	-4.33	H
LC0014	0.176	0.026	95.6	-1.03	
LC0015	0.179	0.0537	97.2	-0.65	

Characteristics of parameter

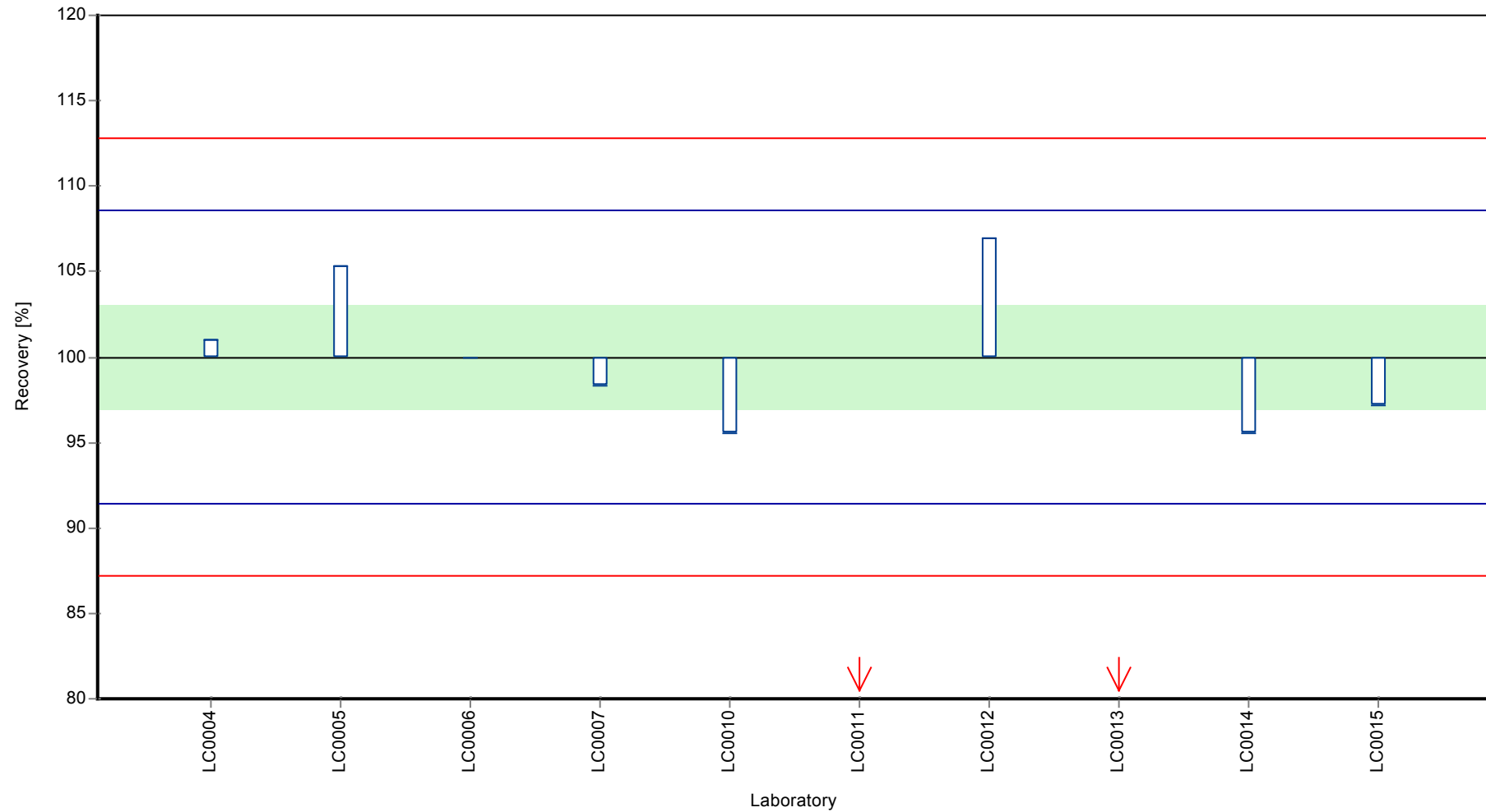
	all results	without outliers	Unit
Mean ± CI (99%)	0.171 ± 0.0305	0.184 ± 0.00836	µg/l
Minimum	0.087	0.176	µg/l
Maximum	0.197	0.197	µg/l
Standard deviation	0.0322	0.00788	µg/l
rel. Standard deviation	18.8	4.28	%
n	10	8	-

Graphical presentation of results

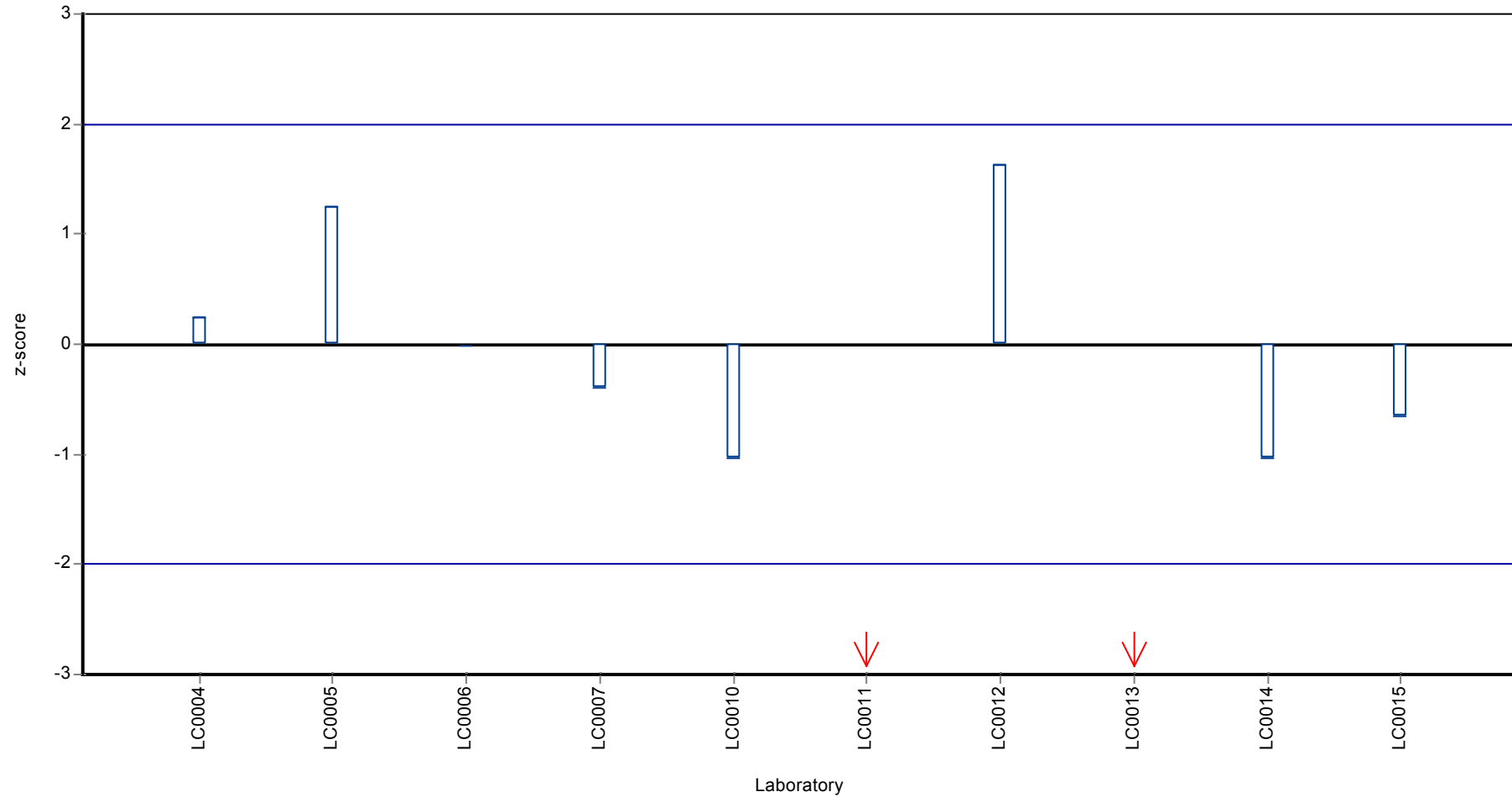
Results



Recovery rate



Z-score



Parameter oriented report

H101 B

Dichlorprop

Unit	µg/l
Mean ± CI (99%)	0.357 ± 0.0292
Minimum - Maximum	0.307 - 0.389
Control test value ± U	0.375 ± 0.0563

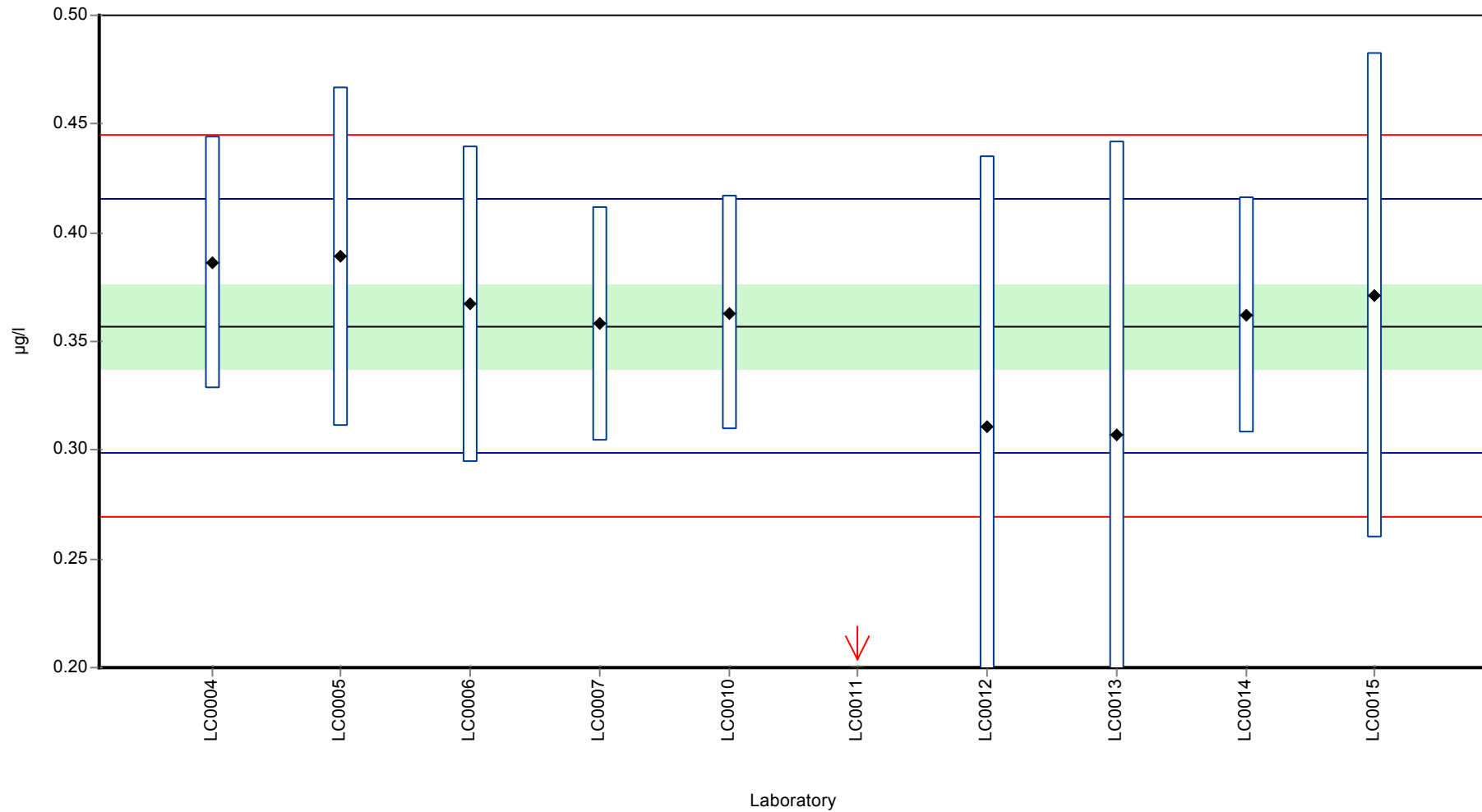
Labcode	Result	± U	Recovery [%]	z-score	Comments
LC0001	-	-	-	-	
LC0002	-	-	-	-	
LC0003	-	-	-	-	
LC0004	0.386	0.0579	108	0.99	
LC0005	0.389	0.078	109	1.09	
LC0006	0.367	0.073	103	0.34	
LC0007	0.358	0.054	100	0.03	
LC0008	-	-	-	-	
LC0009	-	-	-	-	
LC0010	0.363	0.054	102	0.2	
LC0011	0.133	0.067	37.2	-7.67	H
LC0012	0.311	0.1244	87.1	-1.58	
LC0013	0.307	0.135	86	-1.71	
LC0014	0.362	0.054	101	0.17	
LC0015	0.371	0.1113	104	0.47	

Characteristics of parameter

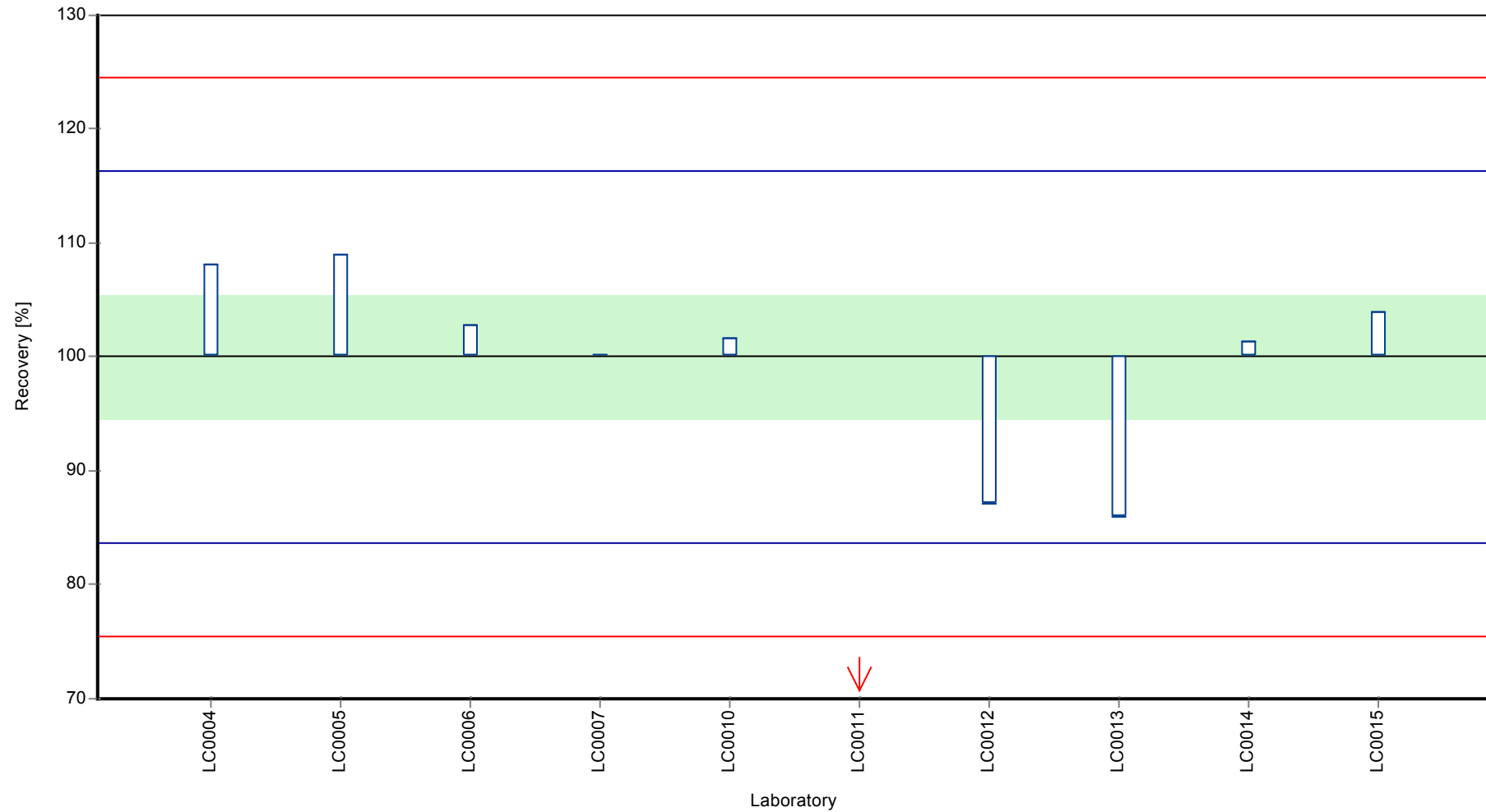
	all results	without outliers	Unit
Mean ± CI (99%)	0.335 ± 0.0721	0.357 ± 0.0292	µg/l
Minimum	0.133	0.307	µg/l
Maximum	0.389	0.389	µg/l
Standard deviation	0.076	0.0292	µg/l
rel. Standard deviation	22.7	8.19	%
n	10	9	-

Graphical presentation of results

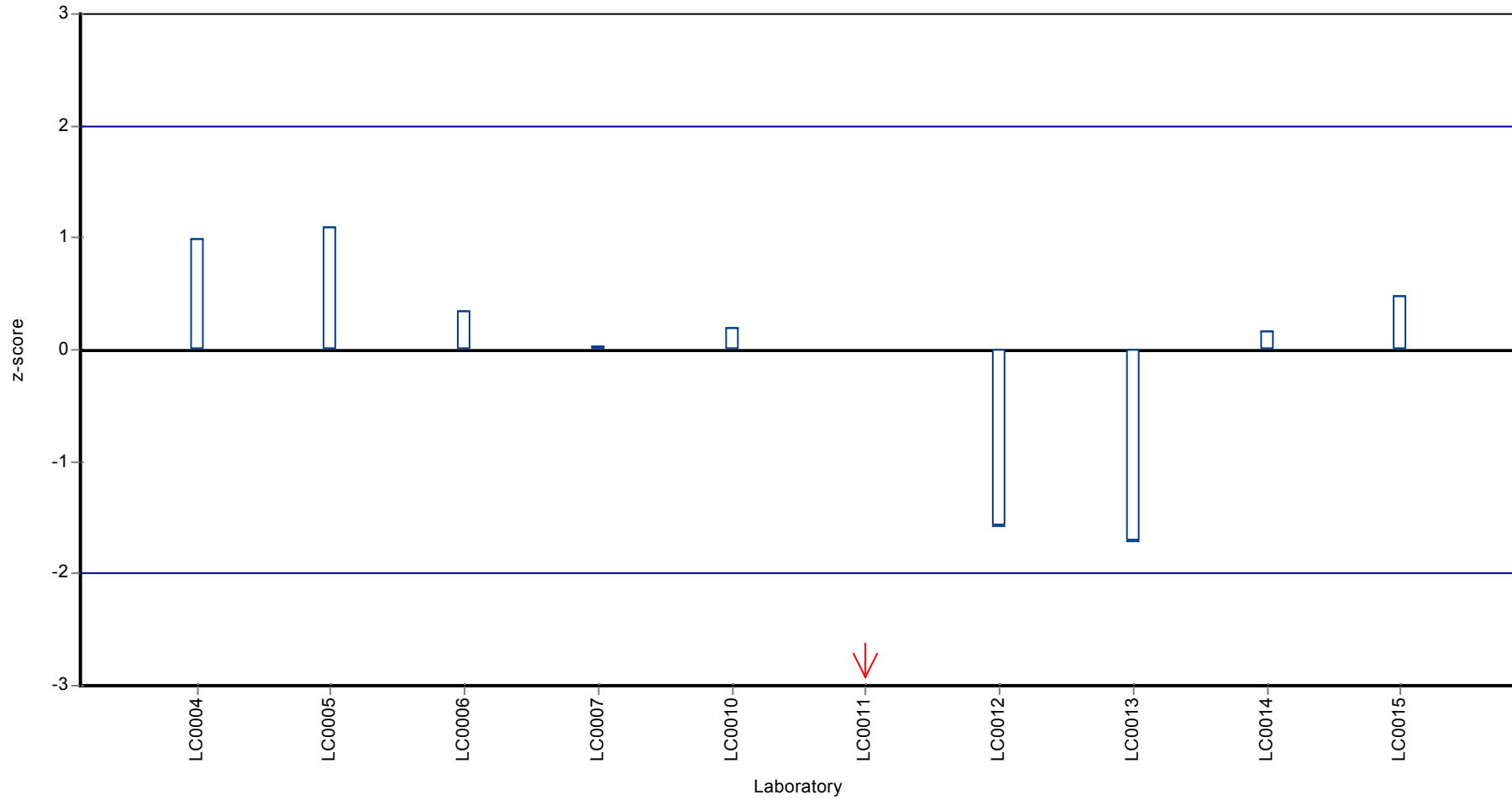
Results



Recovery rate



Z-score



Parameter oriented report

H101 A

Glufosinate

Unit	µg/l
Mean ± CI (99%)	0.346 ± 0.0328
Minimum - Maximum	0.299 - 0.37
Control test value ± U	0.314 ± 0.0471

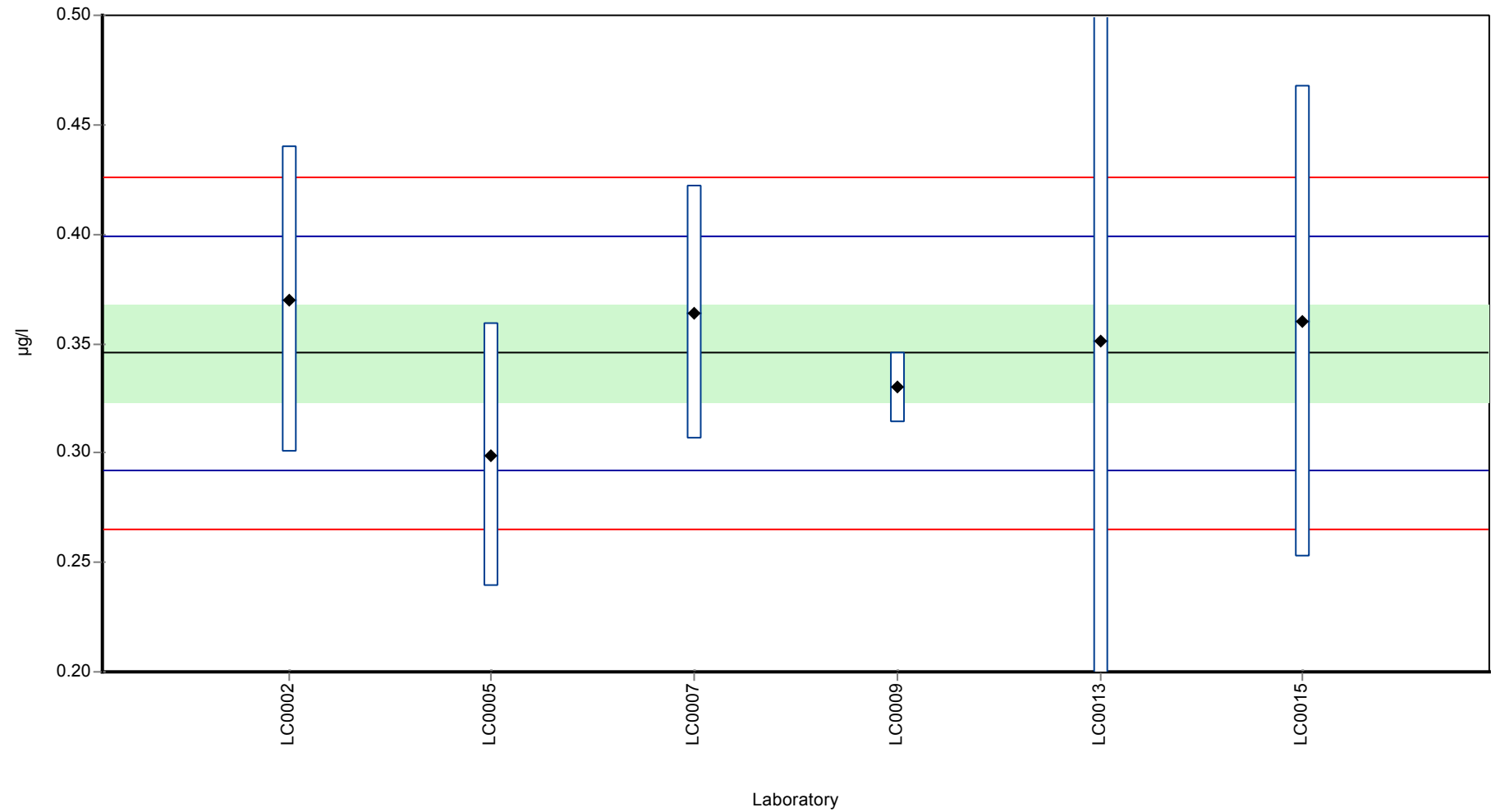
Labcode	Result	± U	Recovery [%]	z-score	Comments
LC0001	-	-	-	-	
LC0002	0.37	0.07	107	0.91	
LC0003	-	-	-	-	
LC0004	-	-	-	-	
LC0005	0.299	0.06	86.5	-1.74	
LC0006	-	-	-	-	
LC0007	0.364	0.058	105	0.69	
LC0008	-	-	-	-	
LC0009	0.33	0.016	95.5	-0.58	
LC0010	-	-	-	-	
LC0011	-	-	-	-	
LC0012	-	-	-	-	
LC0013	0.351	0.154	102	0.2	
LC0014	-	-	-	-	
LC0015	0.36	0.108	104	0.54	

Characteristics of parameter

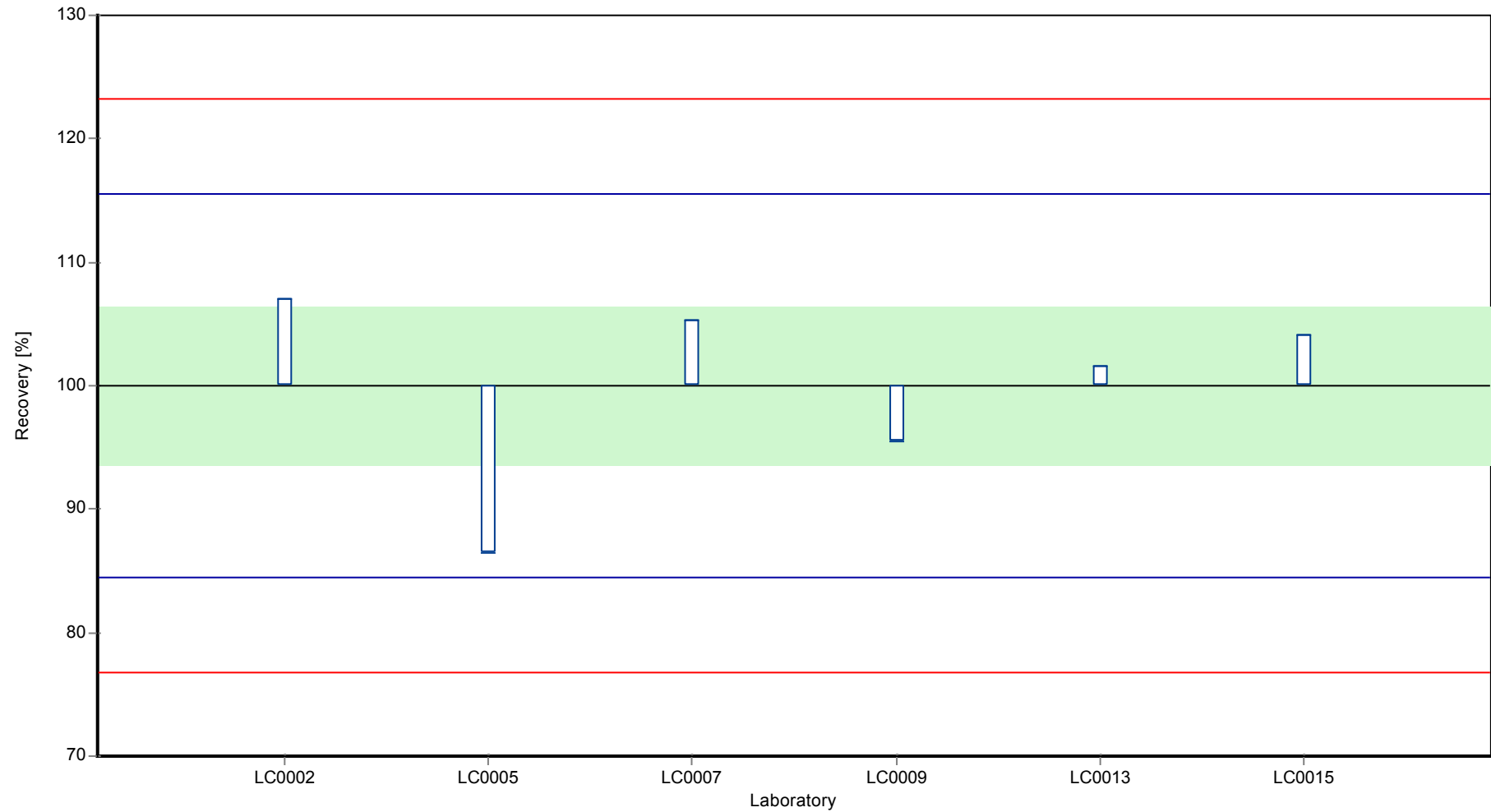
	all results	without outliers	Unit
Mean ± CI (99%)	0.346 ± 0.0328	0.346 ± 0.0328	µg/l
Minimum	0.299	0.299	µg/l
Maximum	0.37	0.37	µg/l
Standard deviation	0.0268	0.0268	µg/l
rel. Standard deviation	7.75	7.75	%
n	6	6	-

Graphical presentation of results

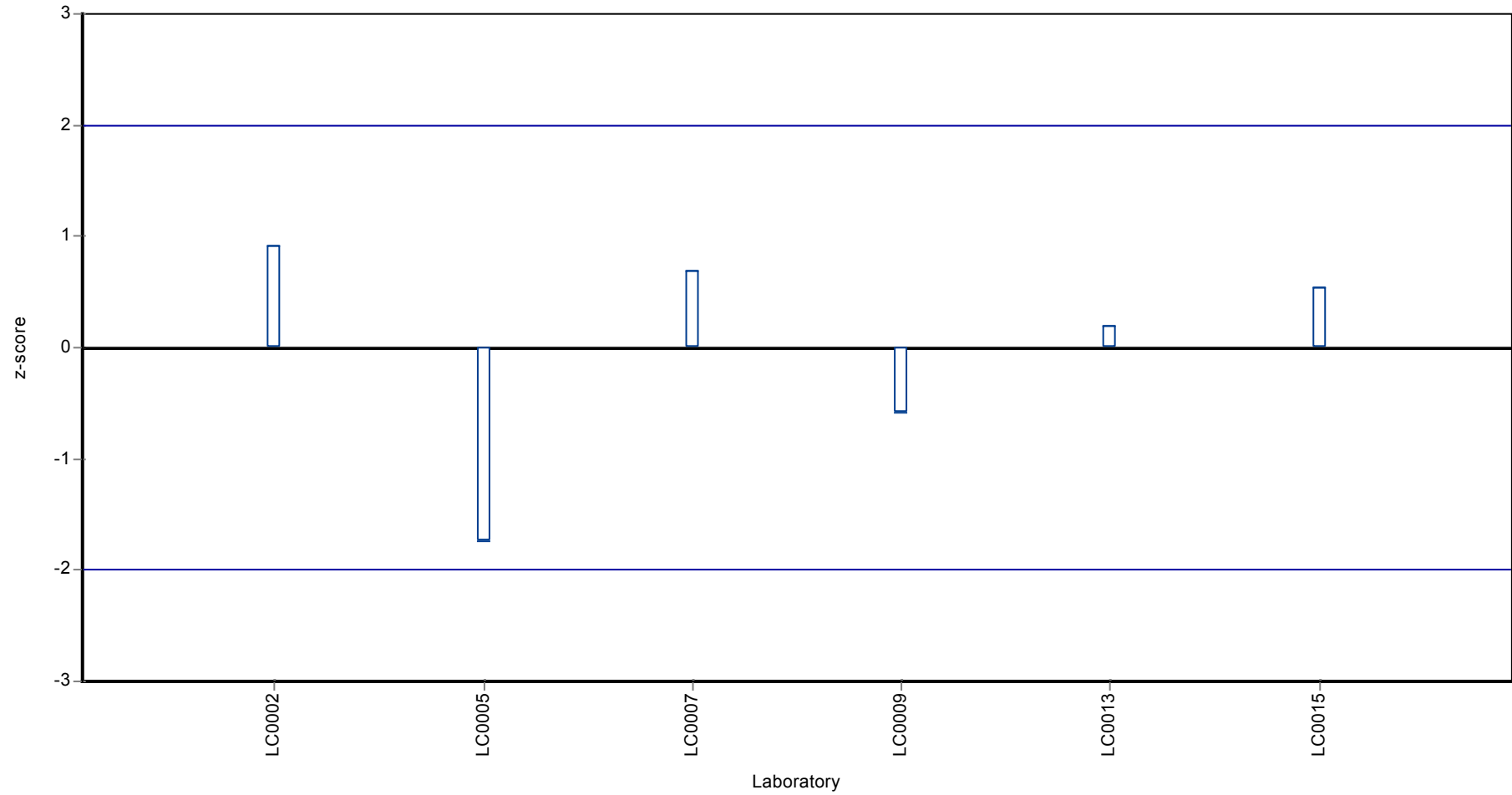
Results



Recovery rate



Z-score



Parameter oriented report

H101 B

Glufosinate

Unit	µg/l
Mean ± CI (99%)	0.202 ± 0.0722
Minimum - Maximum	0.105 - 0.273
Control test value ± U	0.188 ± 0.0282

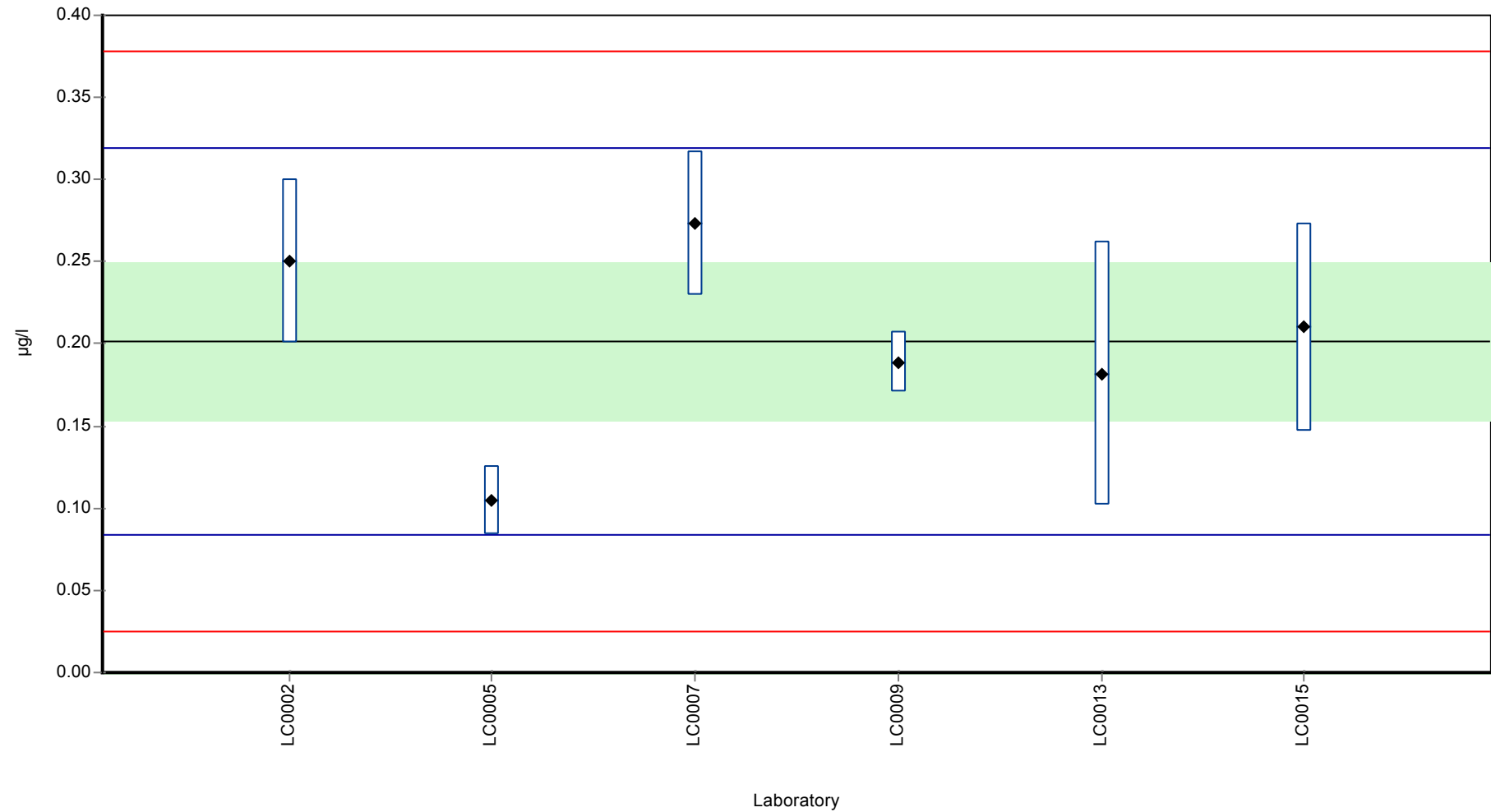
Labcode	Result	± U	Recovery [%]	z-score	Comments
LC0001	-	-	-	-	
LC0002	0.25	0.05	124	0.82	
LC0003	-	-	-	-	
LC0004	-	-	-	-	
LC0005	0.105	0.021	52.1	-1.64	
LC0006	-	-	-	-	
LC0007	0.273	0.044	135	1.21	
LC0008	-	-	-	-	
LC0009	0.189	0.018	93.8	-0.21	
LC0010	-	-	-	-	
LC0011	-	-	-	-	
LC0012	-	-	-	-	
LC0013	0.182	0.08	90.3	-0.33	
LC0014	-	-	-	-	
LC0015	0.21	0.063	104	0.14	

Characteristics of parameter

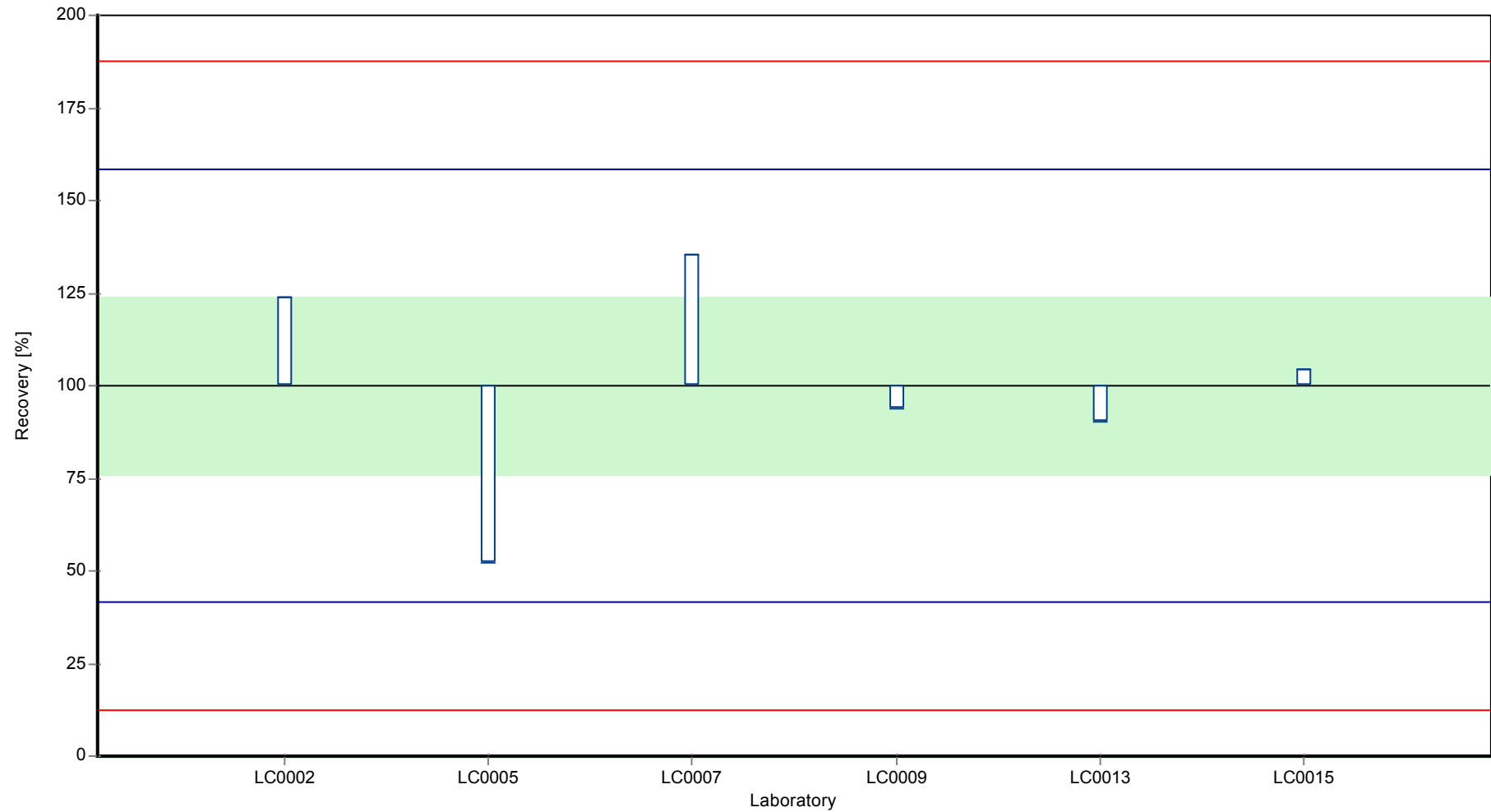
	all results	without outliers	Unit
Mean ± CI (99%)	0.202 ± 0.0722	0.202 ± 0.0722	µg/l
Minimum	0.105	0.105	µg/l
Maximum	0.273	0.273	µg/l
Standard deviation	0.059	0.059	µg/l
rel. Standard deviation	29.3	29.3	%
n	6	6	-

Graphical presentation of results

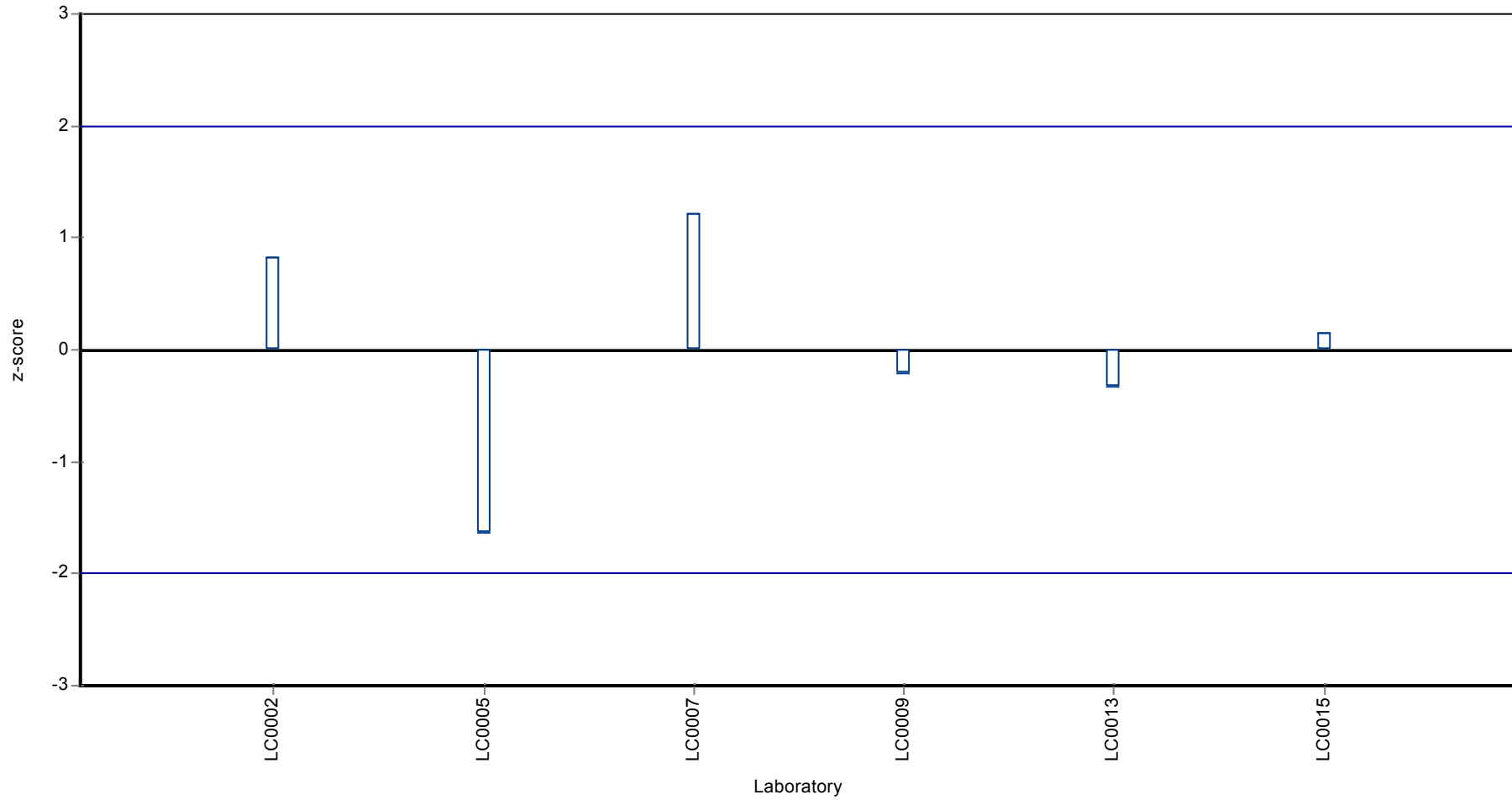
Results



Recovery rate



Z-score



Parameter oriented report

H101 A

Glyphosate

Unit	µg/l
Mean ± CI (99%)	-
Minimum - Maximum	-
Control test value ± U	<0.03 (LOQ)

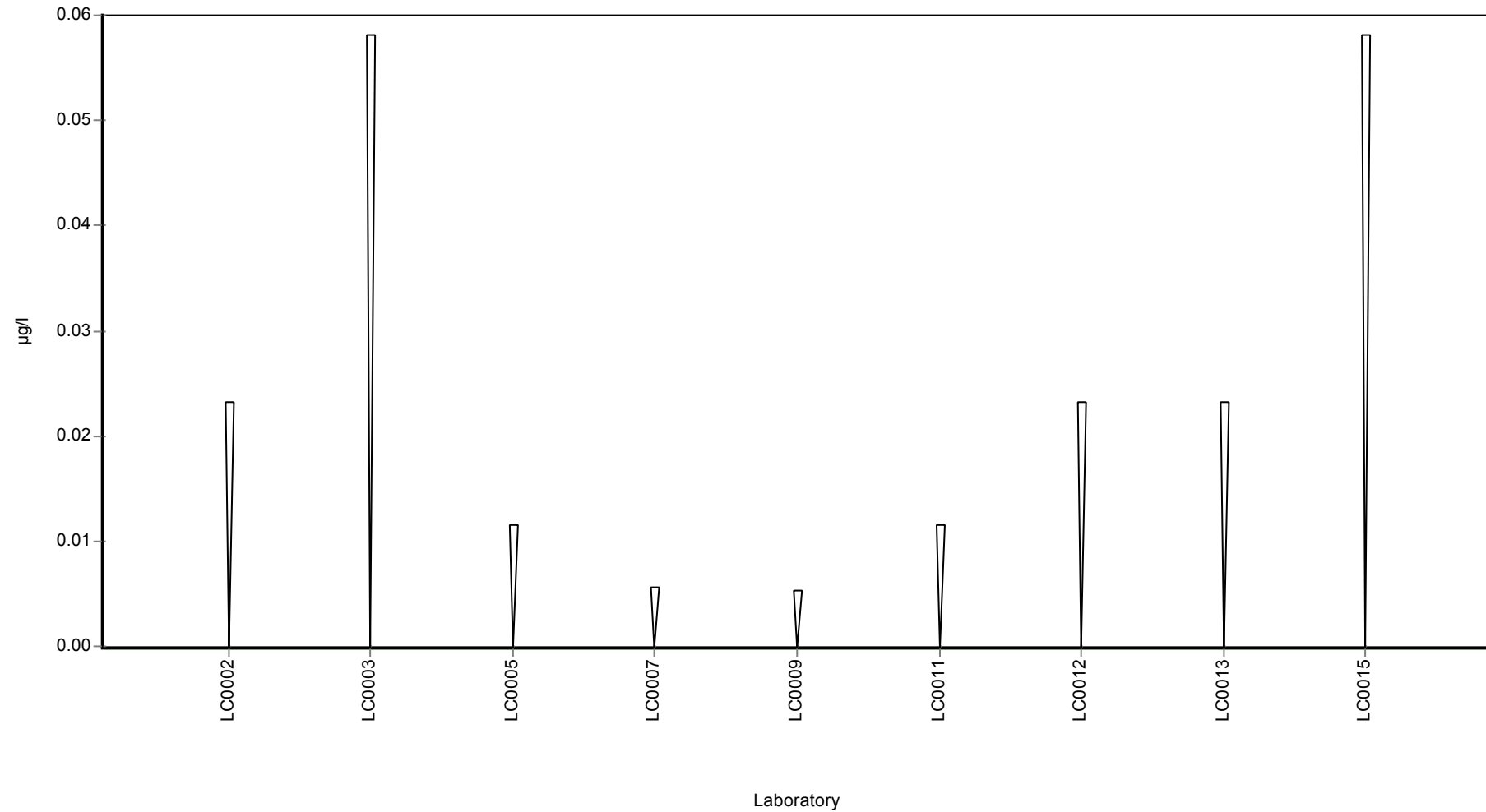
Labcode	Result	± U	Recovery [%]	z-score	Comments
LC0001	-	-	-	-	
LC0002	< 0.02 (LOQ)	-	-	-	
LC0003	< 0.05 (LOQ)	-	-	-	
LC0004	-	-	-	-	
LC0005	< 0.01 (LOQ)	-	-	-	
LC0006	-	-	-	-	
LC0007	< 0.005 (LOQ)	-	-	-	
LC0008	-	-	-	-	
LC0009	< 0.00464 (LOQ)	-	-	-	
LC0010	-	-	-	-	
LC0011	< 0.01 (LOQ)	-	-	-	
LC0012	< 0.02 (LOQ)	-	-	-	
LC0013	< 0.02 (LOQ)	-	-	-	
LC0014	-	-	-	-	
LC0015	< 0.05 (LOQ)	-	-	-	

Characteristics of parameter

	all results	without outliers	Unit
Mean ± CI (99%)	-	-	µg/l
Minimum	-	-	µg/l
Maximum	-	-	µg/l
Standard deviation	-	-	µg/l
rel. Standard deviation	-	-	%
n	0	0	-

Graphical presentation of results

Results



Parameter oriented report

H101 B

Glyphosate

Unit	µg/l
Mean ± CI (99%)	0.543 ± 0.0729
Minimum - Maximum	0.437 - 0.677
Control test value ± U	0.491 ± 0.0736

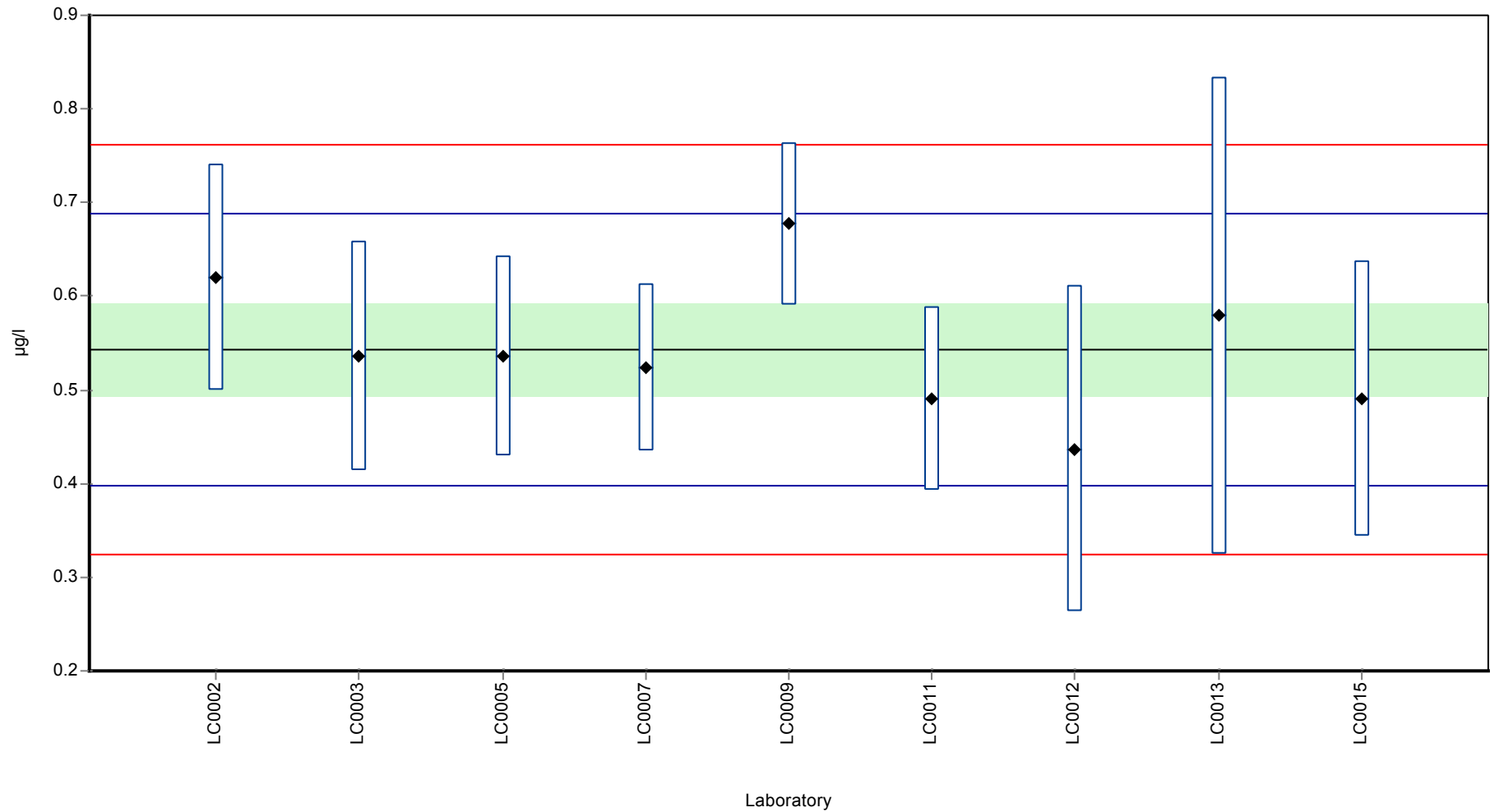
Labcode	Result	± U	Recovery [%]	z-score	Comments
LC0001	-	-	-	-	
LC0002	0.62	0.12	114	1.05	
LC0003	0.536	0.123	98.7	-0.1	
LC0004	-	-	-	-	
LC0005	0.536	0.107	98.7	-0.1	
LC0006	-	-	-	-	
LC0007	0.524	0.089	96.5	-0.26	
LC0008	-	-	-	-	
LC0009	0.677	0.087	125	1.84	
LC0010	-	-	-	-	
LC0011	0.49	0.098	90.2	-0.73	
LC0012	0.437	0.1748	80.4	-1.46	
LC0013	0.579	0.255	107	0.49	
LC0014	-	-	-	-	
LC0015	0.49	0.147	90.2	-0.73	

Characteristics of parameter

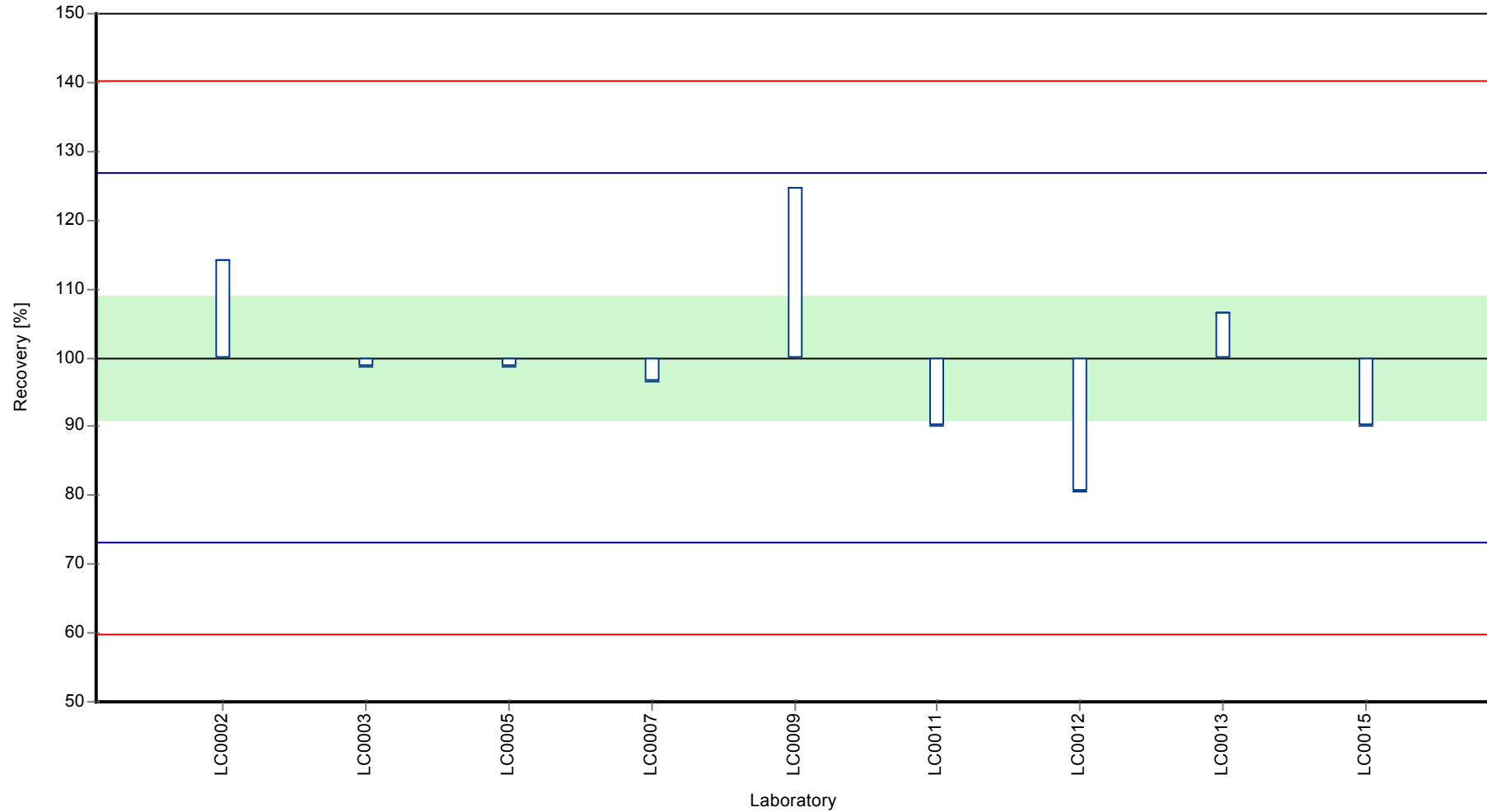
	all results	without outliers	Unit
Mean ± CI (99%)	0.543 ± 0.0729	0.543 ± 0.0729	µg/l
Minimum	0.437	0.437	µg/l
Maximum	0.677	0.677	µg/l
Standard deviation	0.0729	0.0729	µg/l
rel. Standard deviation	13.4	13.4	%
n	9	9	-

Graphical presentation of results

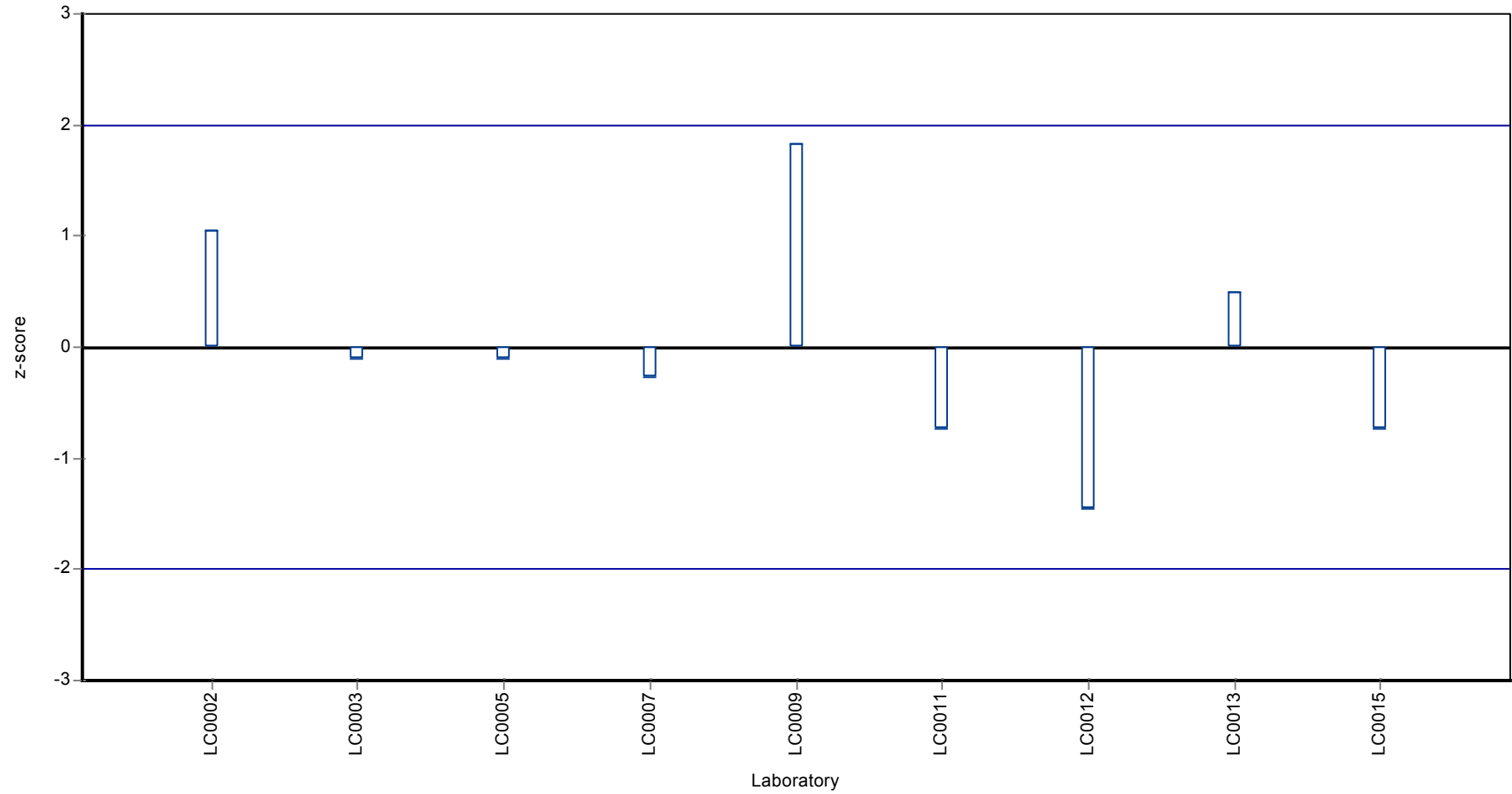
Results



Recovery rate



Z-score



Parameter oriented report

H101 A

MCP (Mecoprop)

Unit	µg/l
Mean ± CI (99%)	0.122 ± 0.0121
Minimum - Maximum	0.095 - 0.139
Control test value ± U	0.135 ± 0.0202

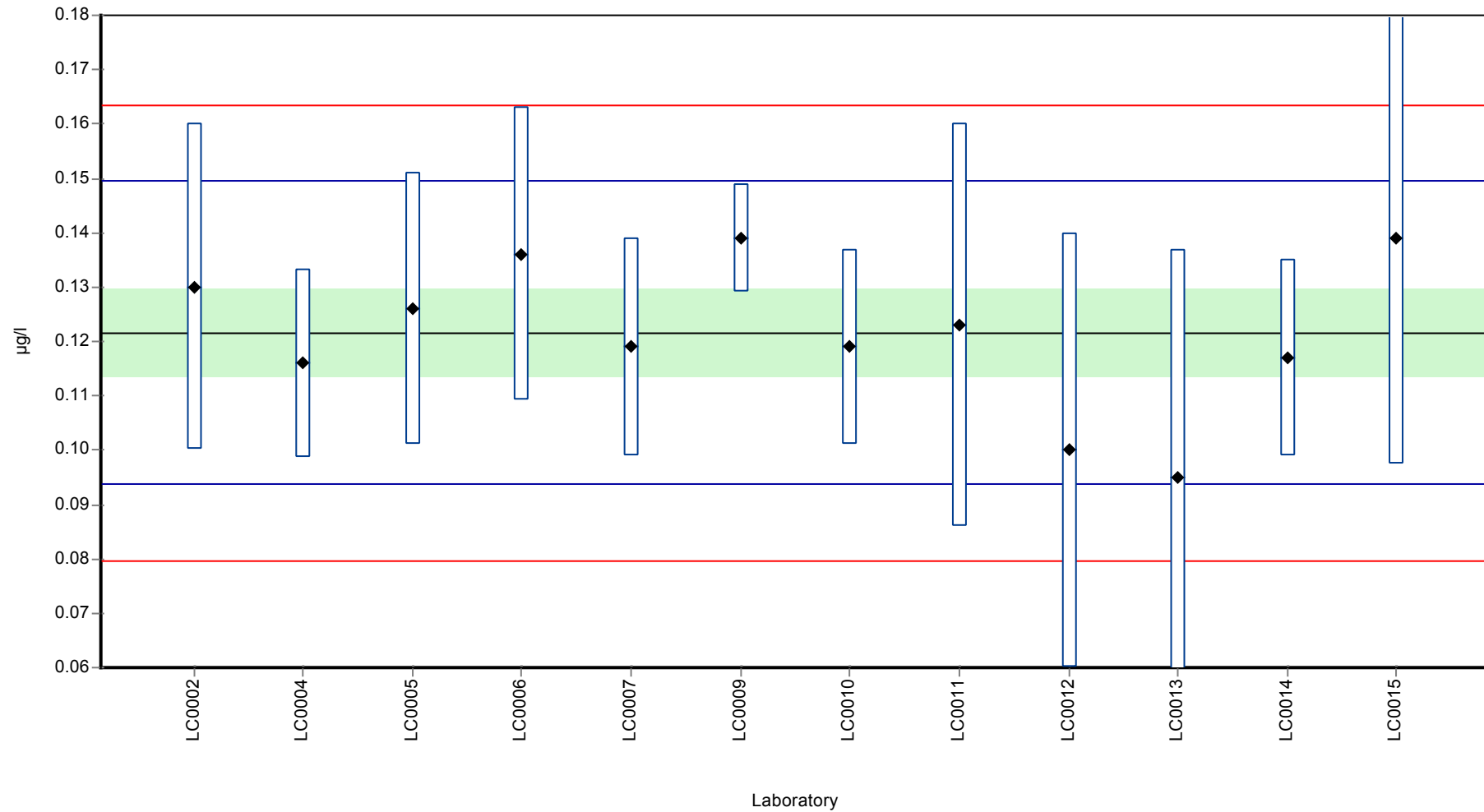
Labcode	Result	± U	Recovery [%]	z-score	Comments
LC0001	-	-	-	-	
LC0002	0.13	0.03	107	0.6	
LC0003	-	-	-	-	
LC0004	0.116	0.0174	95.4	-0.4	
LC0005	0.126	0.025	104	0.32	
LC0006	0.136	0.027	112	1.03	
LC0007	0.119	0.02	97.9	-0.18	
LC0008	-	-	-	-	
LC0009	0.139	0.01	114	1.25	
LC0010	0.119	0.018	97.9	-0.18	
LC0011	0.123	0.037	101	0.1	
LC0012	0.1	0.04	82.2	-1.55	
LC0013	0.095	0.042	78.1	-1.9	
LC0014	0.117	0.018	96.2	-0.33	
LC0015	0.139	0.0417	114	1.25	

Characteristics of parameter

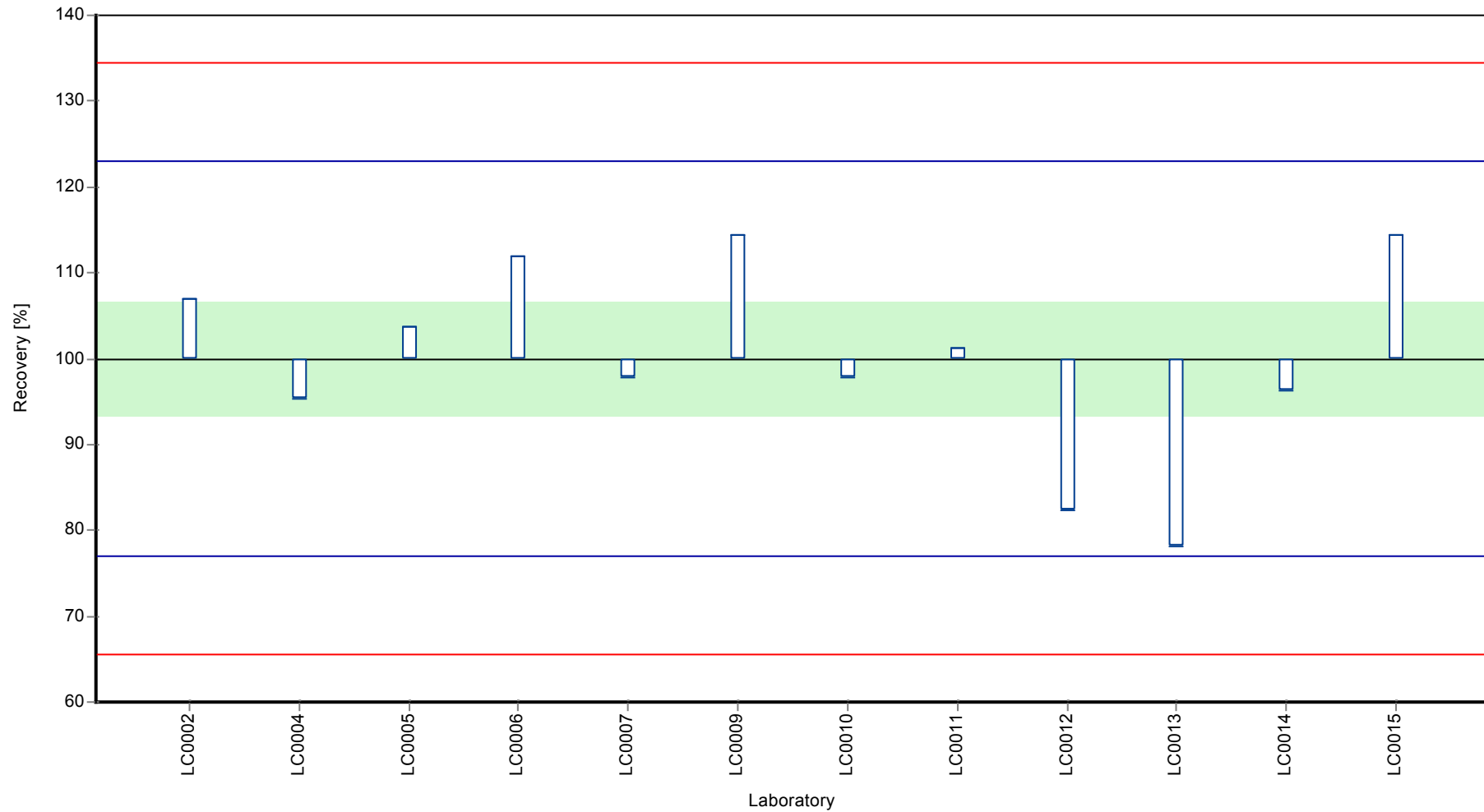
	all results	without outliers	Unit
Mean ± CI (99%)	0.122 ± 0.0121	0.122 ± 0.0121	µg/l
Minimum	0.095	0.095	µg/l
Maximum	0.139	0.139	µg/l
Standard deviation	0.014	0.014	µg/l
rel. Standard deviation	11.5	11.5	%
n	12	12	-

Graphical presentation of results

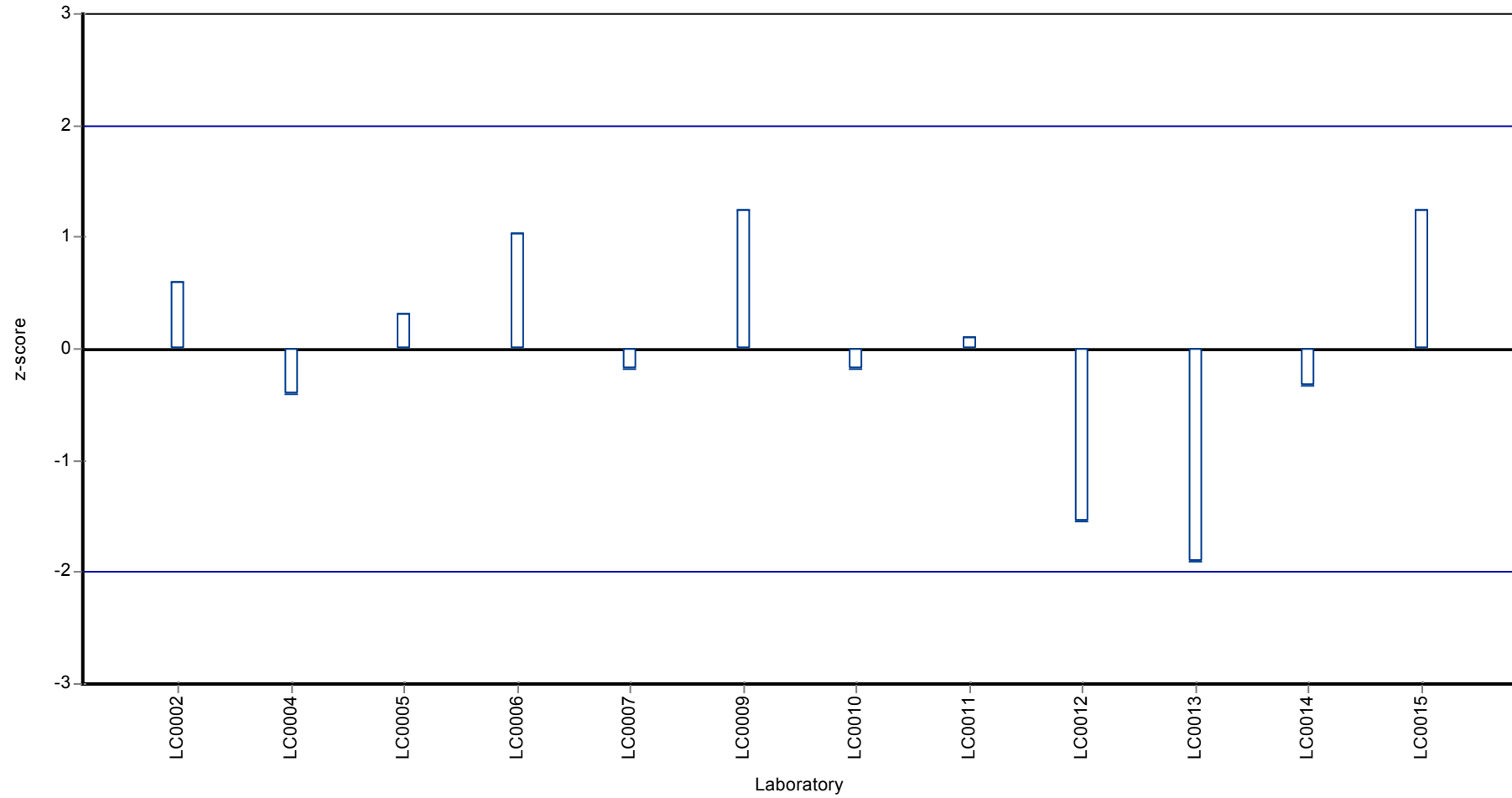
Results



Recovery rate



Z-score



Parameter oriented report

H101 B

MCP (Mecoprop)

Unit	µg/l
Mean ± CI (99%)	0.603 ± 0.0652
Minimum - Maximum	0.453 - 0.695
Control test value ± U	0.626 ± 0.094

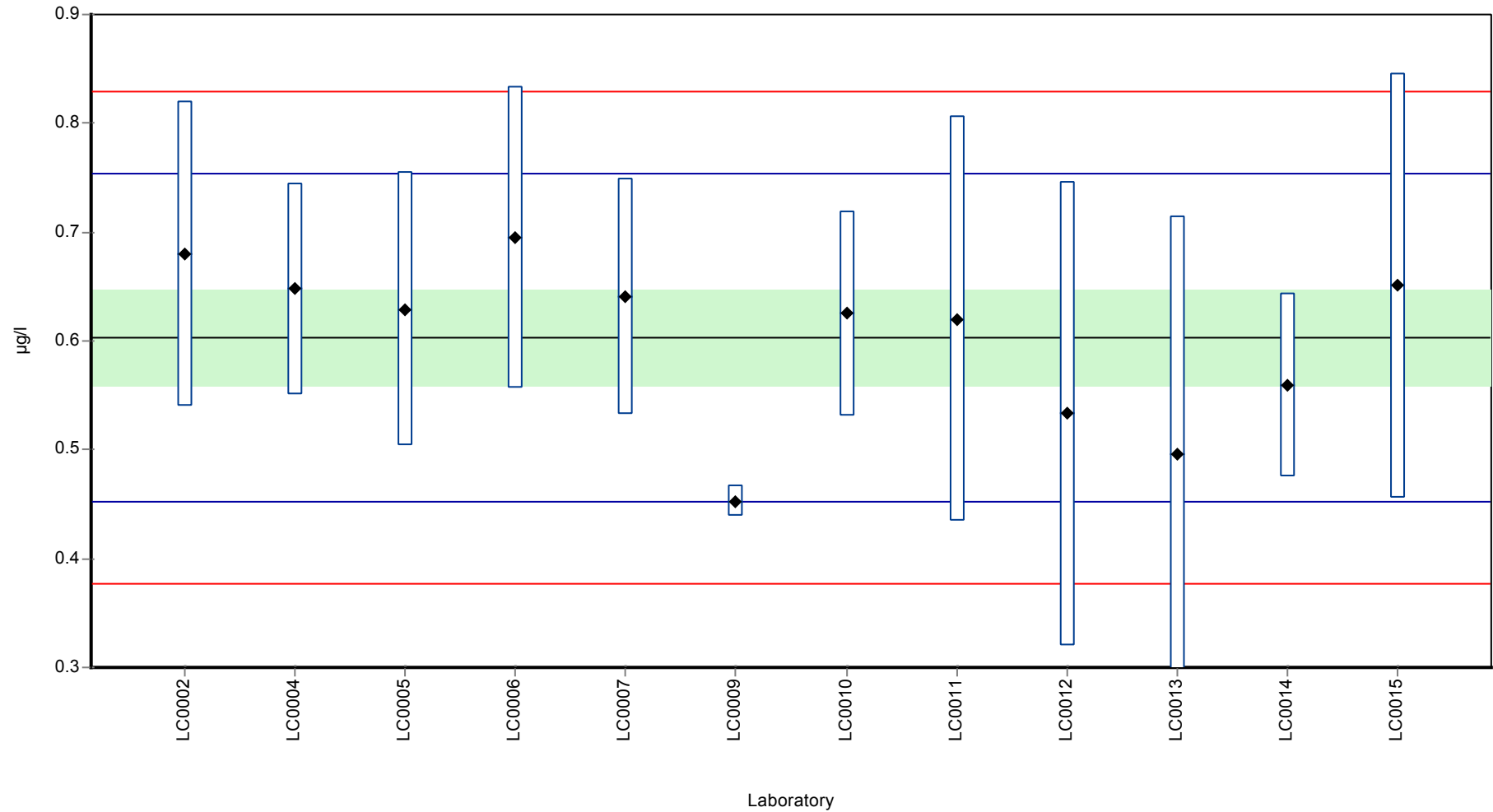
Labcode	Result	± U	Recovery [%]	z-score	Comments
LC0001	-	-	-	-	
LC0002	0.68	0.14	113	1.03	
LC0003	-	-	-	-	
LC0004	0.648	0.0972	108	0.6	
LC0005	0.629	0.126	104	0.35	
LC0006	0.695	0.139	115	1.23	
LC0007	0.641	0.109	106	0.51	
LC0008	-	-	-	-	
LC0009	0.453	0.014	75.2	-1.98	
LC0010	0.625	0.094	104	0.3	
LC0011	0.62	0.186	103	0.23	
LC0012	0.533	0.2132	88.5	-0.92	
LC0013	0.496	0.218	82.3	-1.41	
LC0014	0.559	0.084	92.8	-0.58	
LC0015	0.651	0.1953	108	0.64	

Characteristics of parameter

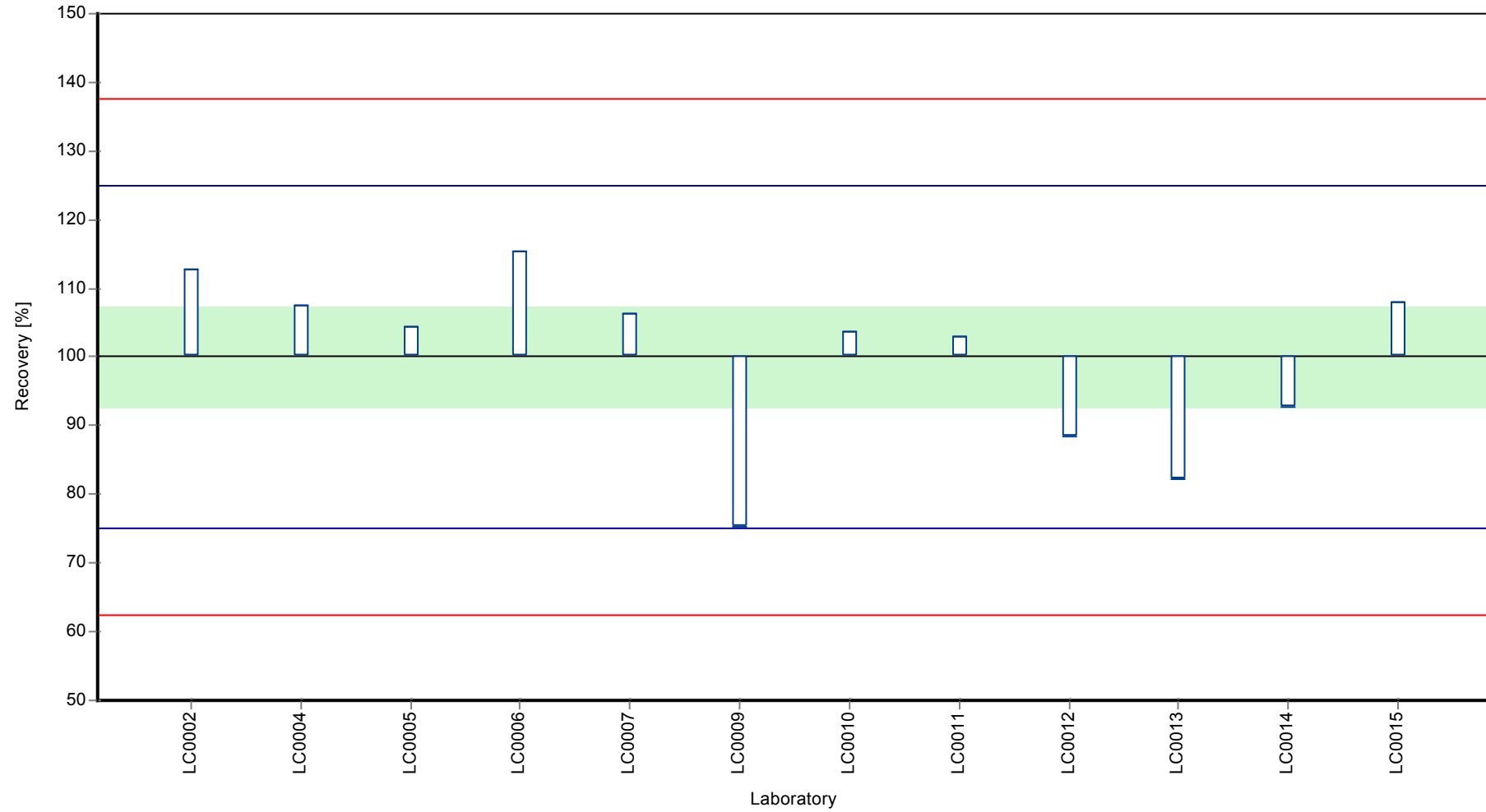
	all results	without outliers	Unit
Mean ± CI (99%)	0.603 ± 0.0652	0.603 ± 0.0652	µg/l
Minimum	0.453	0.453	µg/l
Maximum	0.695	0.695	µg/l
Standard deviation	0.0753	0.0753	µg/l
rel. Standard deviation	12.5	12.5	%
n	12	12	-

Graphical presentation of results

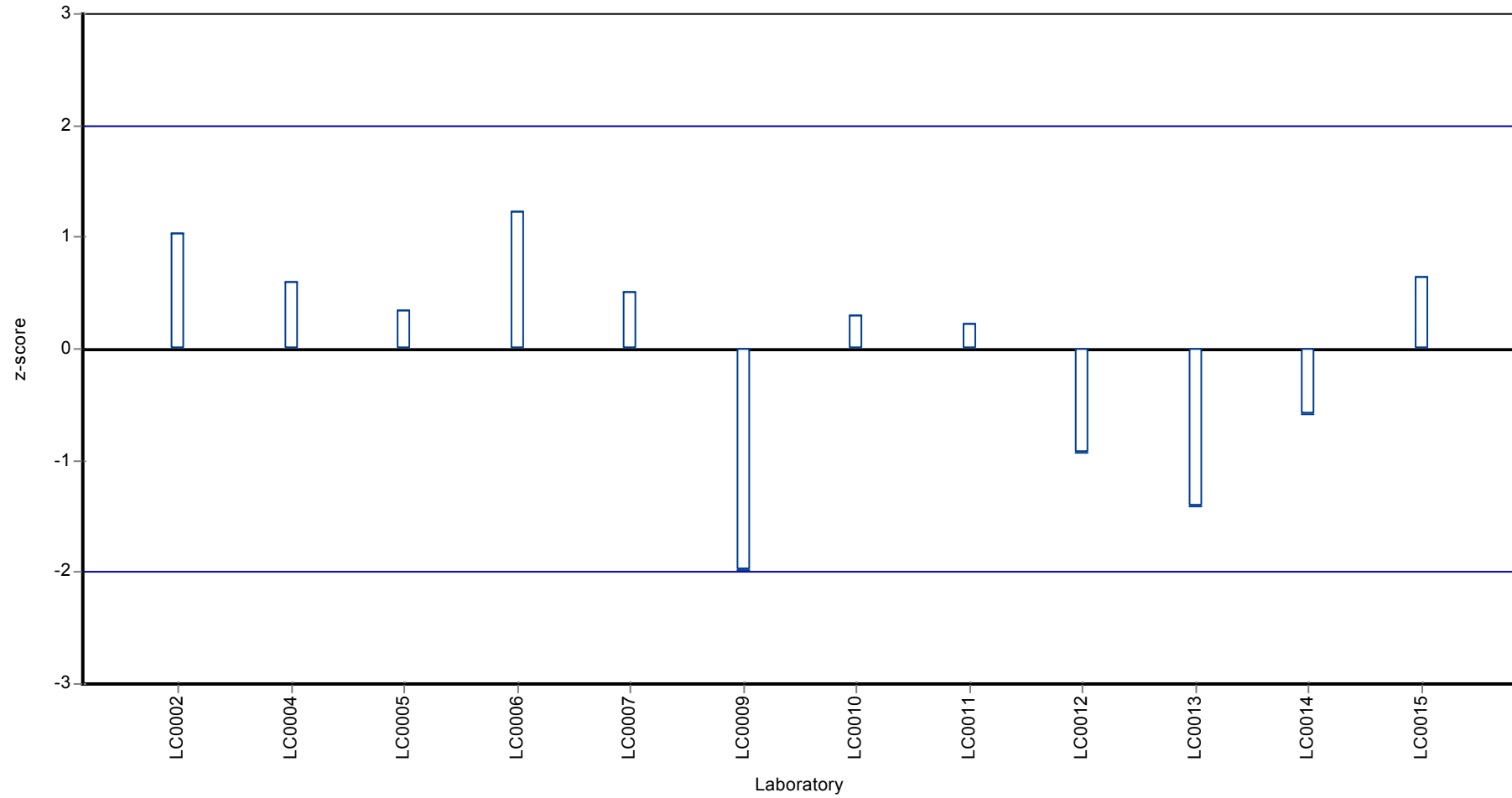
Results



Recovery rate



Z-score



Parameter oriented report

H101 A

Metazachlor

Unit	µg/l
Mean ± CI (99%)	-
Minimum - Maximum	-
Control test value ± U	<0.025 (LOQ)

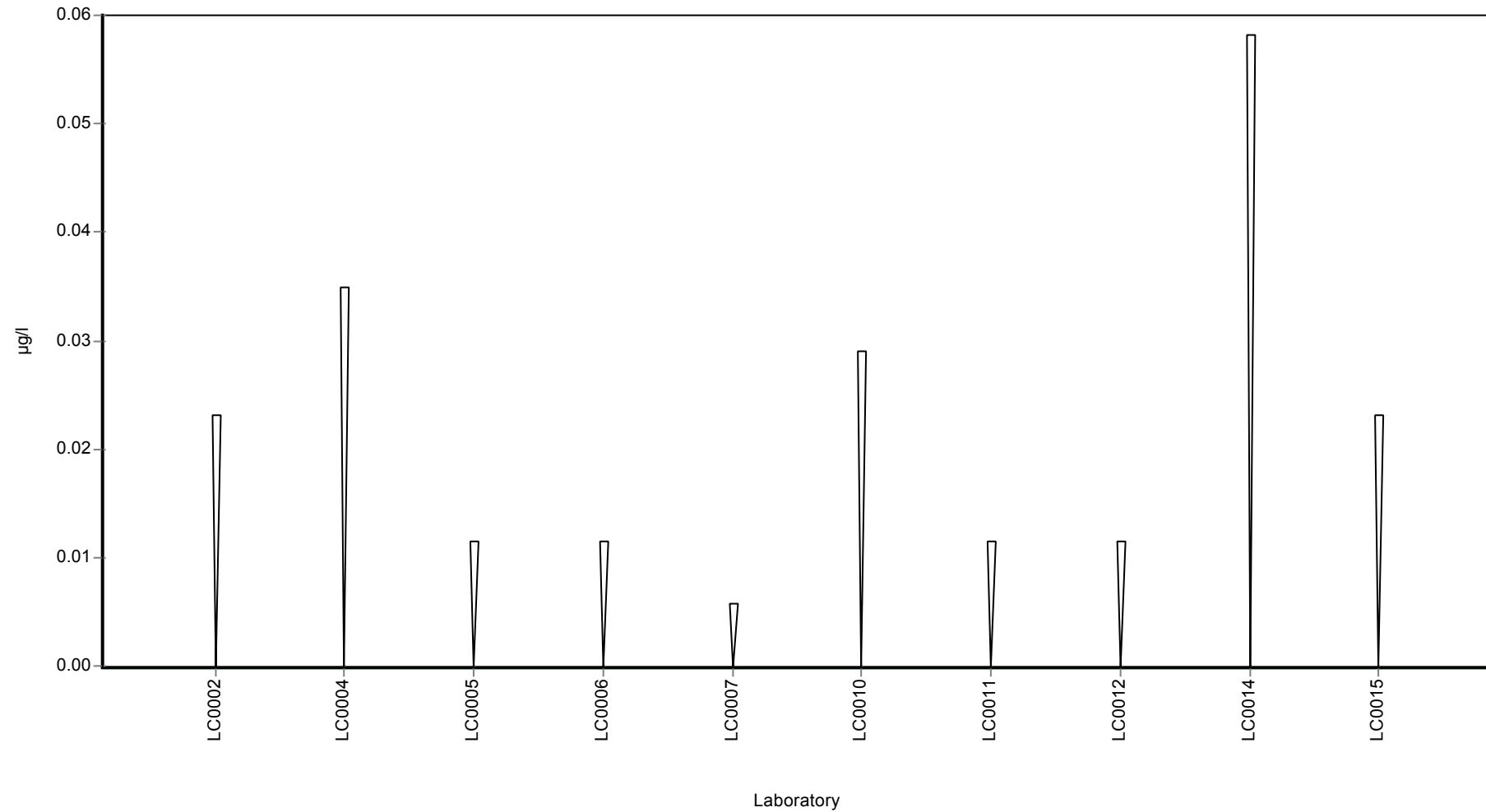
Labcode	Result	± U	Recovery [%]	z-score	Comments
LC0001	-	-	-	-	
LC0002	< 0.02 (LOQ)	-	-	-	
LC0003	-	-	-	-	
LC0004	< 0.03 (LOQ)	-	-	-	
LC0005	< 0.01 (LOQ)	-	-	-	
LC0006	< 0.01 (LOQ)	-	-	-	
LC0007	< 0.005 (LOQ)	-	-	-	
LC0008	-	-	-	-	
LC0009	-	-	-	-	
LC0010	< 0.025 (LOQ)	-	-	-	
LC0011	< 0.01 (LOQ)	-	-	-	
LC0012	< 0.01 (LOQ)	-	-	-	
LC0013	-	-	-	-	
LC0014	< 0.05 (LOQ)	-	-	-	
LC0015	< 0.02 (LOQ)	-	-	-	

Characteristics of parameter

	all results	without outliers	Unit
Mean ± CI (99%)	-	-	µg/l
Minimum	-	-	µg/l
Maximum	-	-	µg/l
Standard deviation	-	-	µg/l
rel. Standard deviation	-	-	%
n	0	0	-

Graphical presentation of results

Results



Parameter oriented report

H101 B

Metazachlor

Unit	µg/l
Mean ± CI (99%)	0.415 ± 0.022
Minimum - Maximum	0.378 - 0.452
Control test value ± U	0.462 ± 0.0692

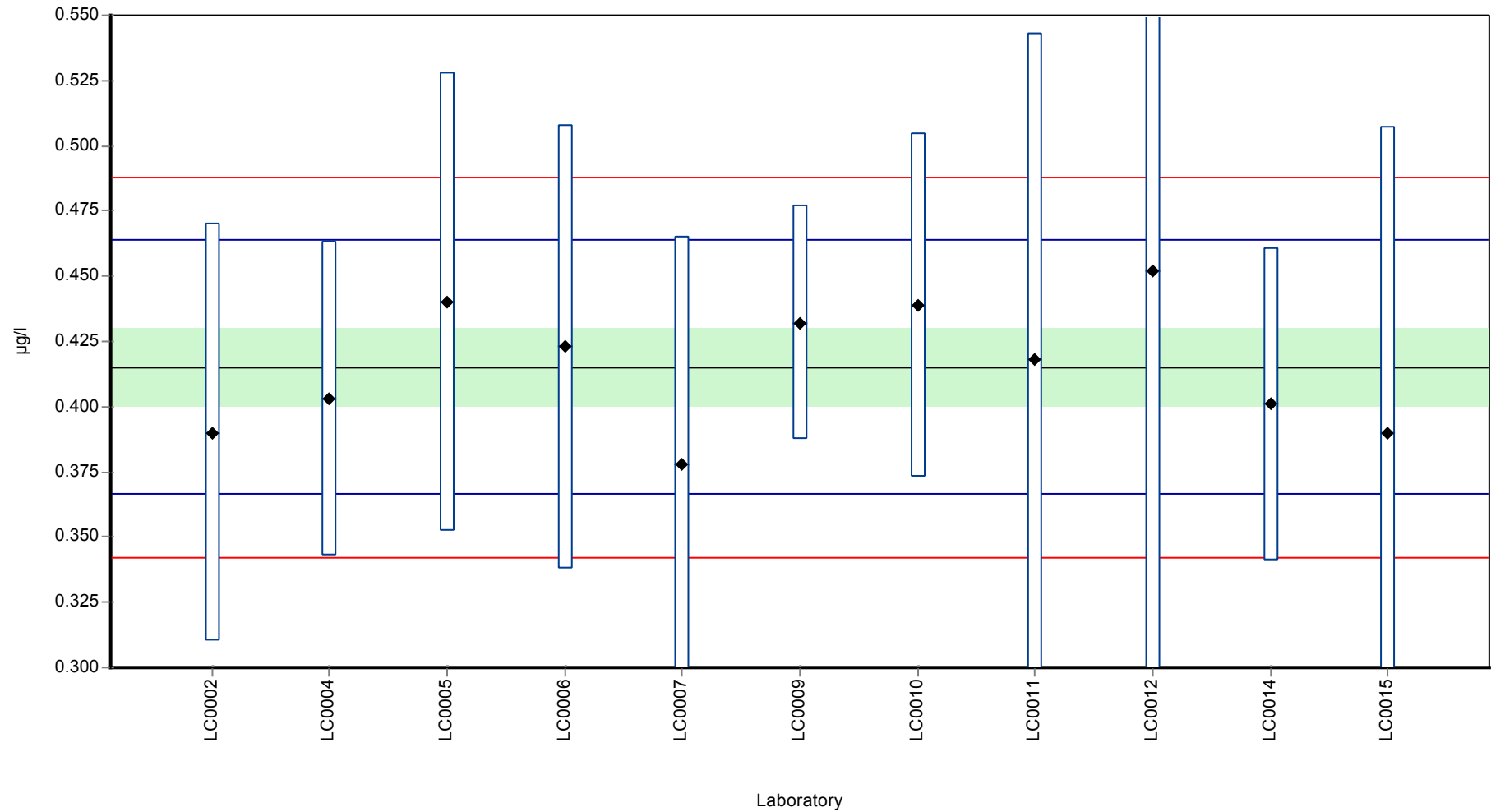
Labcode	Result	± U	Recovery [%]	z-score	Comments
LC0001	-	-	-	-	
LC0002	0.39	0.08	94	-1.03	
LC0003	-	-	-	-	
LC0004	0.403	0.06045	97.1	-0.5	
LC0005	0.44	0.088	106	1.03	
LC0006	0.423	0.085	102	0.33	
LC0007	0.378	0.087	91.1	-1.53	
LC0008	-	-	-	-	
LC0009	0.432	0.045	104	0.7	
LC0010	0.439	0.066	106	0.98	
LC0011	0.418	0.125	101	0.12	
LC0012	0.452	0.1808	109	1.52	
LC0013	-	-	-	-	
LC0014	0.401	0.06	96.6	-0.58	
LC0015	0.39	0.117	94	-1.03	

Characteristics of parameter

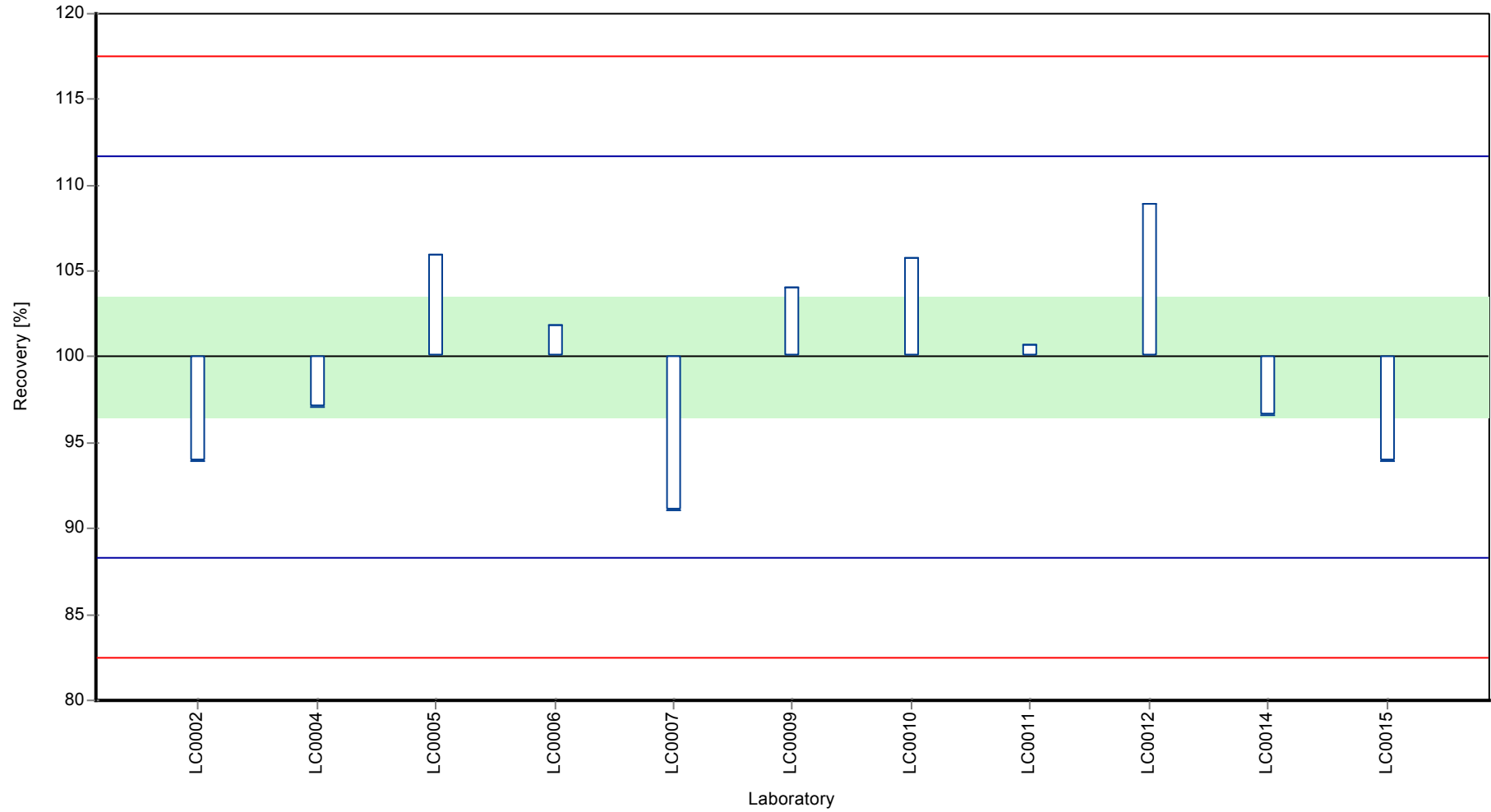
	all results	without outliers	Unit
Mean ± CI (99%)	0.415 ± 0.022	0.415 ± 0.022	µg/l
Minimum	0.378	0.378	µg/l
Maximum	0.452	0.452	µg/l
Standard deviation	0.0243	0.0243	µg/l
rel. Standard deviation	5.85	5.85	%
n	11	11	-

Graphical presentation of results

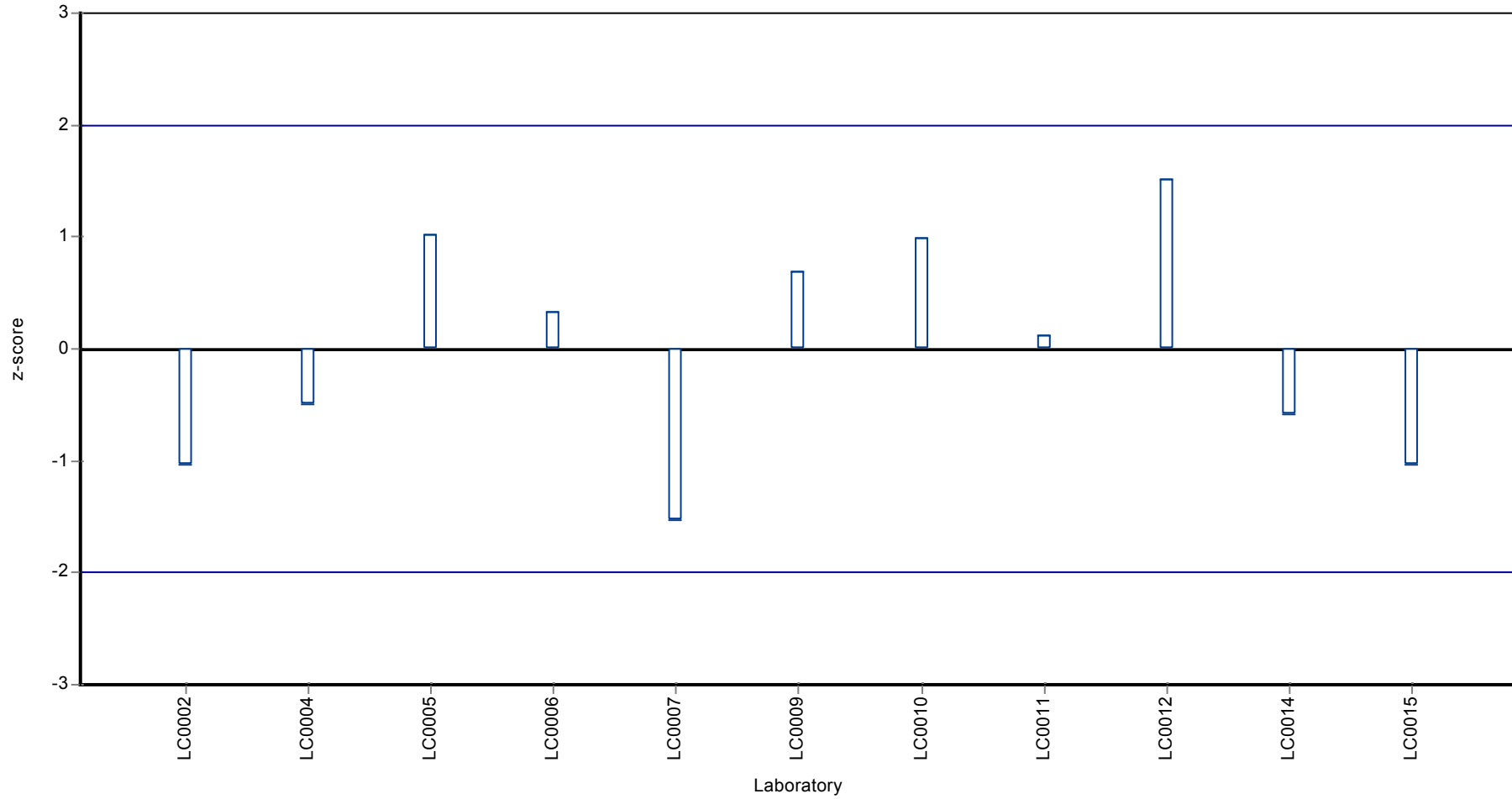
Results



Recovery rate



Z-score



Parameter oriented report

H101 A

Metazachlor ethane sulfonic acid (Metazachlor-ESA)

Unit	µg/l
Mean ± CI (99%)	0.893 ± 0.183
Minimum - Maximum	0.608 - 1.07
Control test value ± U	0.81 ± 0.121

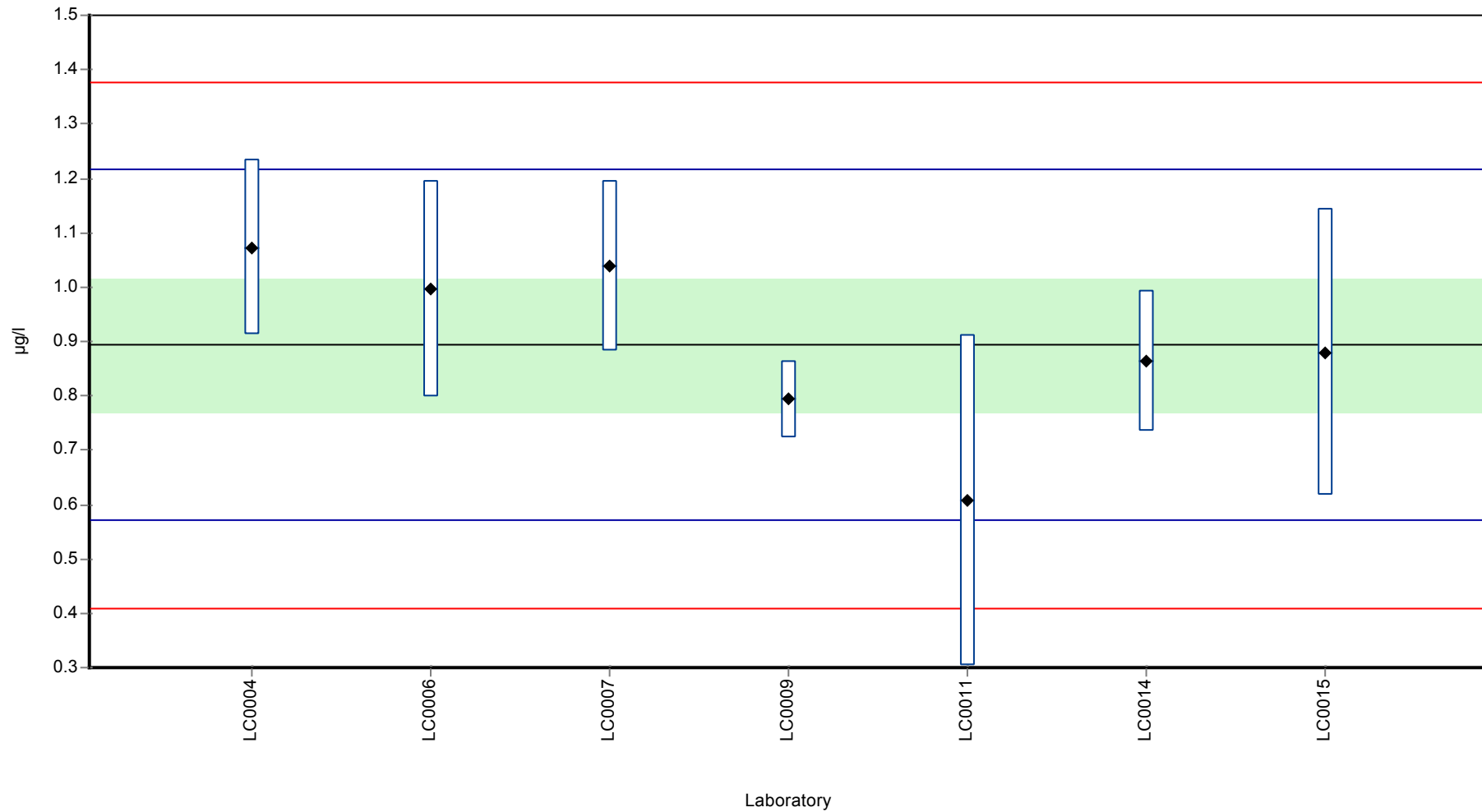
Labcode	Result	± U	Recovery [%]	z-score	Comments
LC0001	-	-	-	-	
LC0002	-	-	-	-	
LC0003	-	-	-	-	
LC0004	1.073	0.16095	120	1.11	
LC0005	-	-	-	-	
LC0006	0.997	0.199	112	0.64	
LC0007	1.038	0.156	116	0.9	
LC0008	-	-	-	-	
LC0009	0.793	0.072	88.8	-0.62	
LC0010	-	-	-	-	
LC0011	0.608	0.304	68.1	-1.77	
LC0012	-	-	-	-	
LC0013	-	-	-	-	
LC0014	0.864	0.13	96.7	-0.18	
LC0015	0.88	0.264	98.5	-0.08	

Characteristics of parameter

	all results	without outliers	Unit
Mean ± CI (99%)	0.893 ± 0.183	0.893 ± 0.183	µg/l
Minimum	0.608	0.608	µg/l
Maximum	1.07	1.07	µg/l
Standard deviation	0.161	0.161	µg/l
rel. Standard deviation	18.1	18.1	%
n	7	7	-

Graphical presentation of results

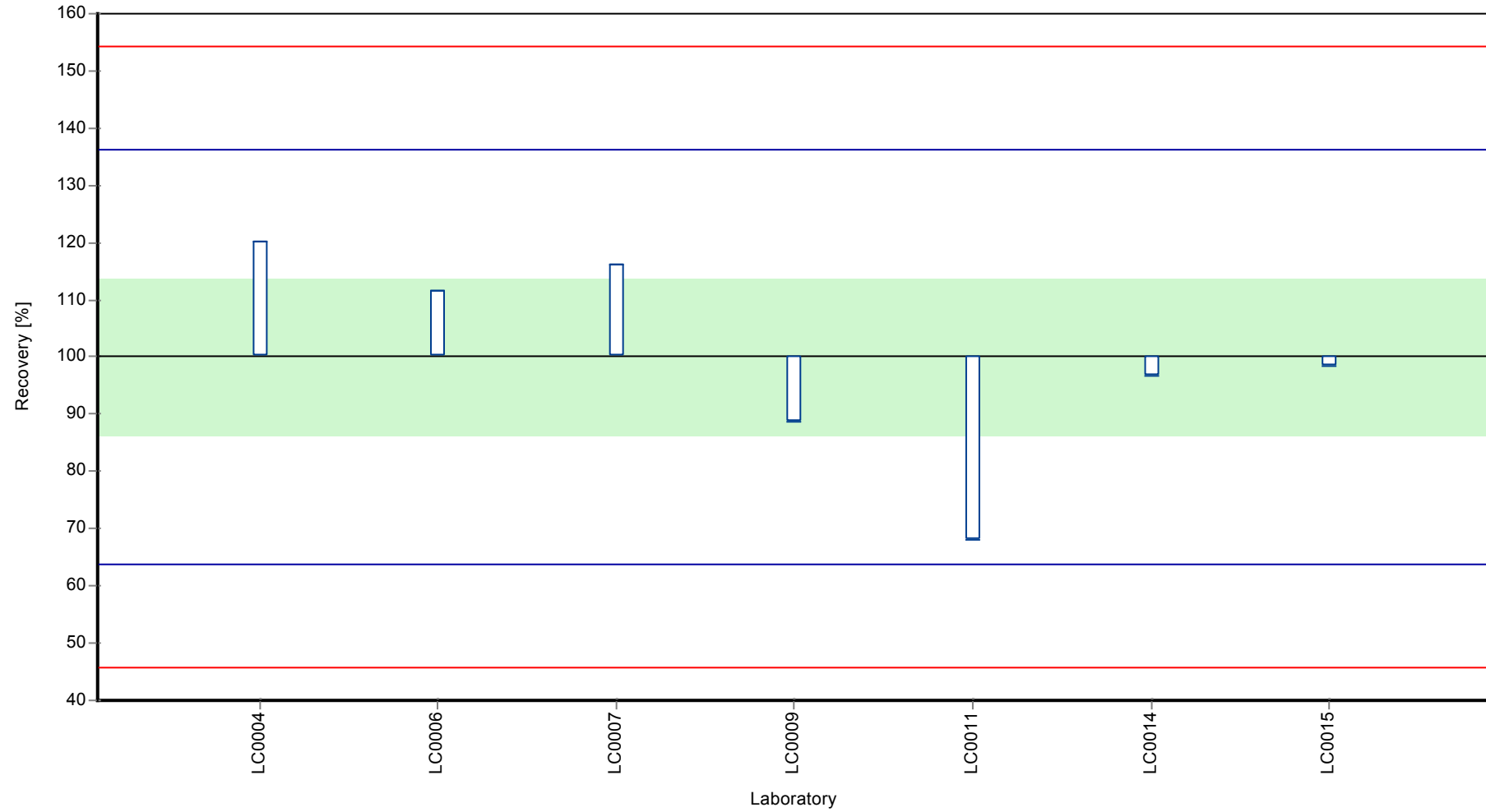
Results



Parameter oriented report Pesticides H101

Sample: H101A, Parameter: Metazachlor ethane sulfonic acid (Metazachlor-ESA)

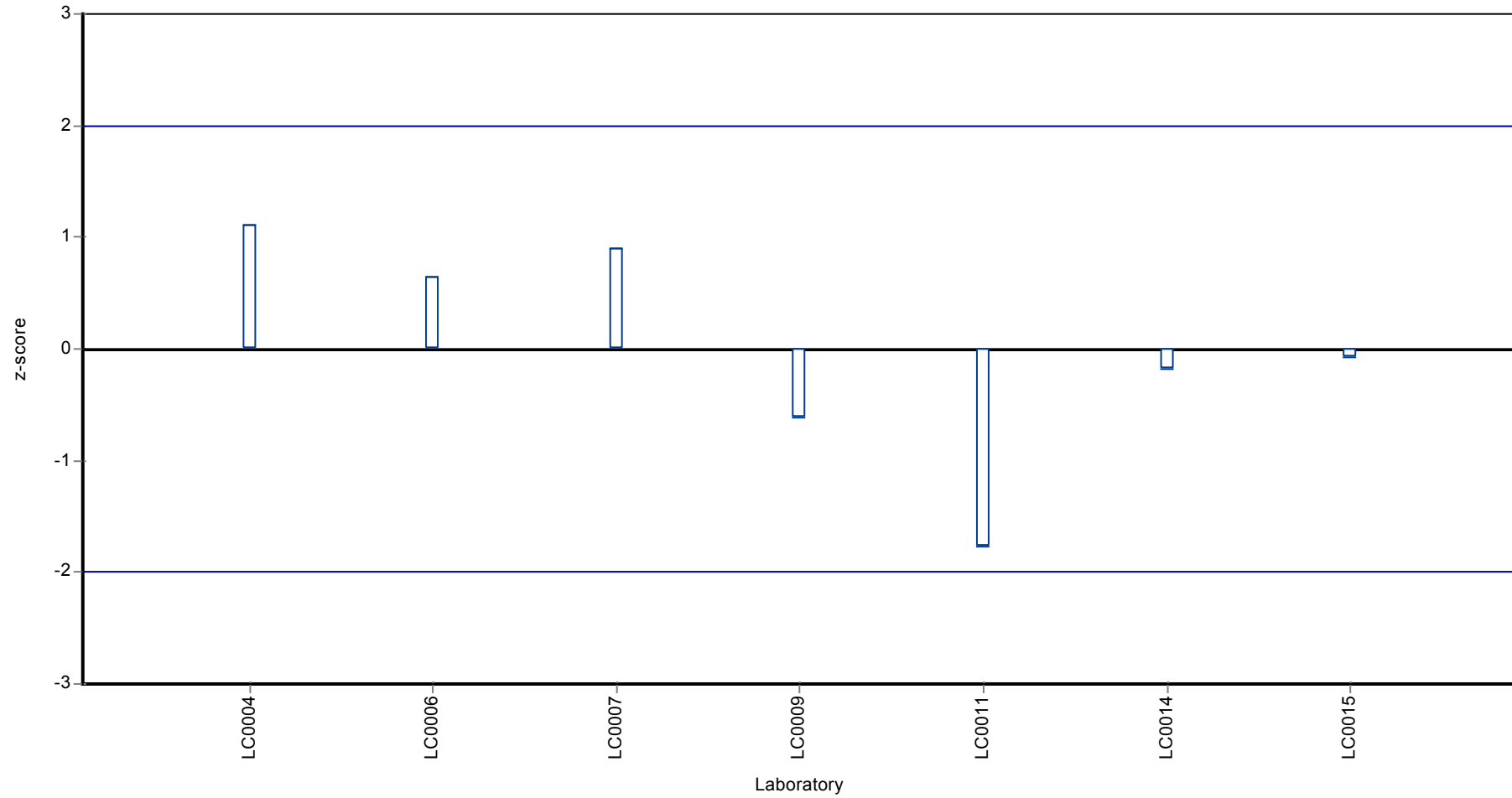
Recovery rate



Parameter oriented report Pesticides H101

Sample: H101A, Parameter: Metazachlor ethane sulfonic acid (Metazachlor-ESA)

Z-score



Parameter oriented report

H101 B

Metazachlor ethane sulfonic acid (Metazachlor-ESA)

Unit	µg/l
Mean ± CI (99%)	0.248 ± 0.0172
Minimum - Maximum	0.233 - 0.273
Control test value ± U	0.221 ± 0.0332

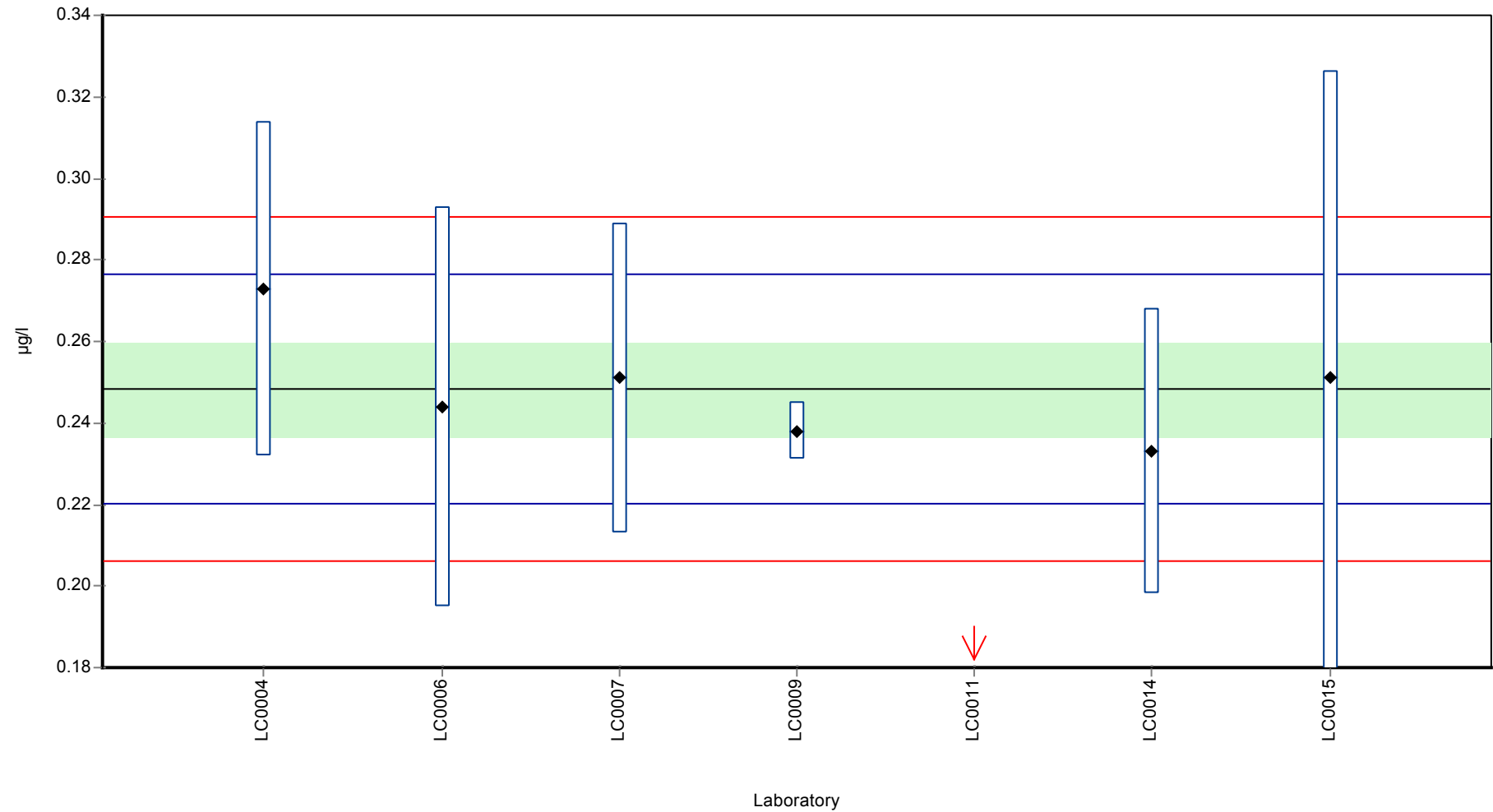
Labcode	Result	± U	Recovery [%]	z-score	Comments
LC0001	-	-	-	-	
LC0002	-	-	-	-	
LC0003	-	-	-	-	
LC0004	0.273	0.04095	110	1.76	
LC0005	-	-	-	-	
LC0006	0.244	0.049	98.3	-0.31	
LC0007	0.251	0.038	101	0.19	
LC0008	-	-	-	-	
LC0009	0.238	0.007	95.8	-0.74	
LC0010	-	-	-	-	
LC0011	0.13	0.065	52.3	-8.44	H
LC0012	-	-	-	-	
LC0013	-	-	-	-	
LC0014	0.233	0.035	93.8	-1.09	
LC0015	0.251	0.0753	101	0.19	

Characteristics of parameter

	all results	without outliers	Unit
Mean ± CI (99%)	0.231 ± 0.0528	0.248 ± 0.0172	µg/l
Minimum	0.13	0.233	µg/l
Maximum	0.273	0.273	µg/l
Standard deviation	0.0465	0.014	µg/l
rel. Standard deviation	20.1	5.65	%
n	7	6	-

Graphical presentation of results

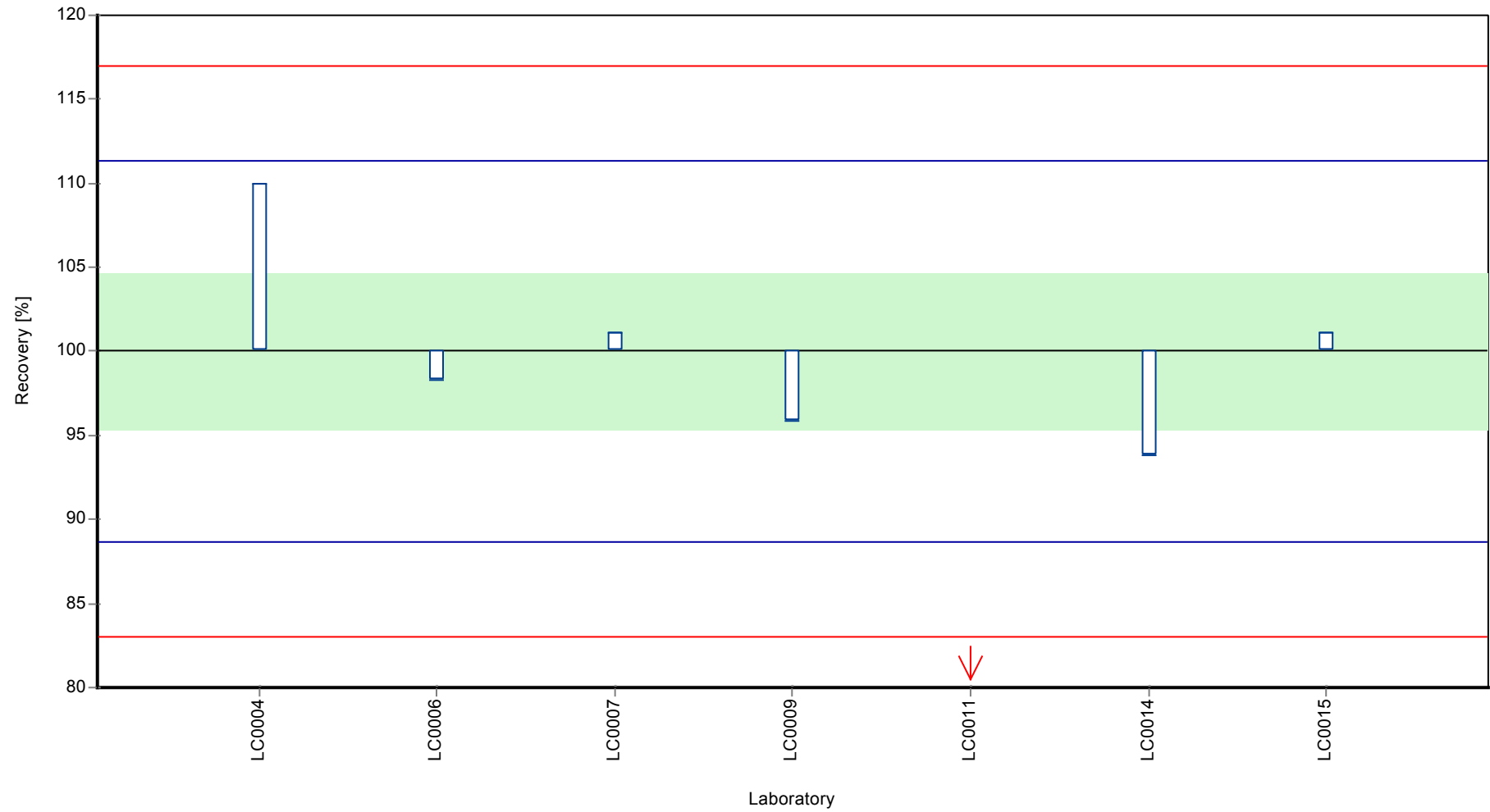
Results



Parameter oriented report Pesticides H101

Sample: H101B, Parameter: Metazachlor ethane sulfonic acid (Metazachlor-ESA)

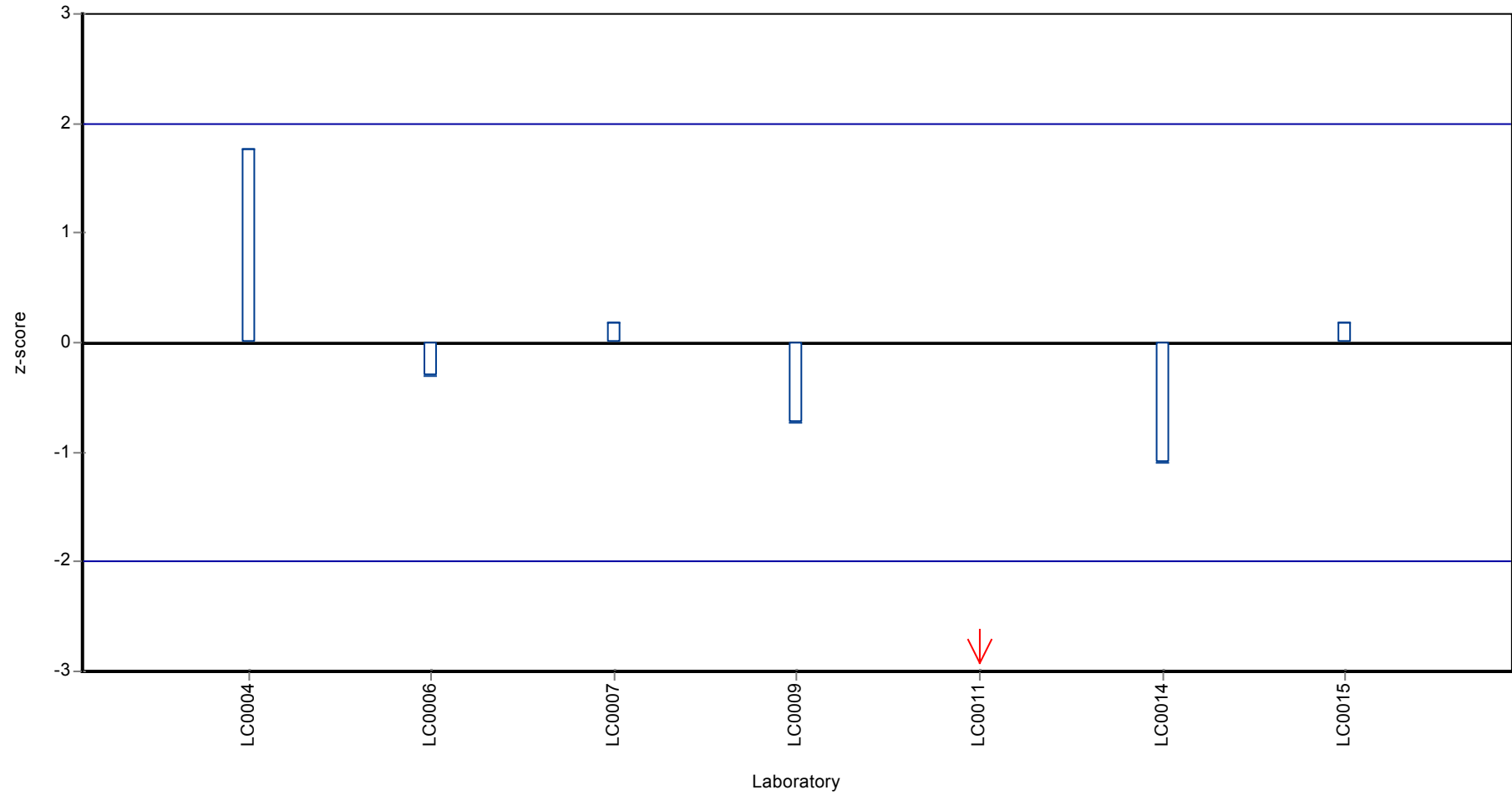
Recovery rate



Parameter oriented report Pesticides H101

Sample: H101B, Parameter: Metazachlor ethane sulfonic acid (Metazachlor-ESA)

Z-score



Parameter oriented report

H101 A

Metazachlor oxanilic acid (Metazachlor-OA)

Unit	µg/l
Mean ± CI (99%)	0.611 ± 0.25
Minimum - Maximum	0.165 - 0.795
Control test value ± U	0.705 ± 0.106

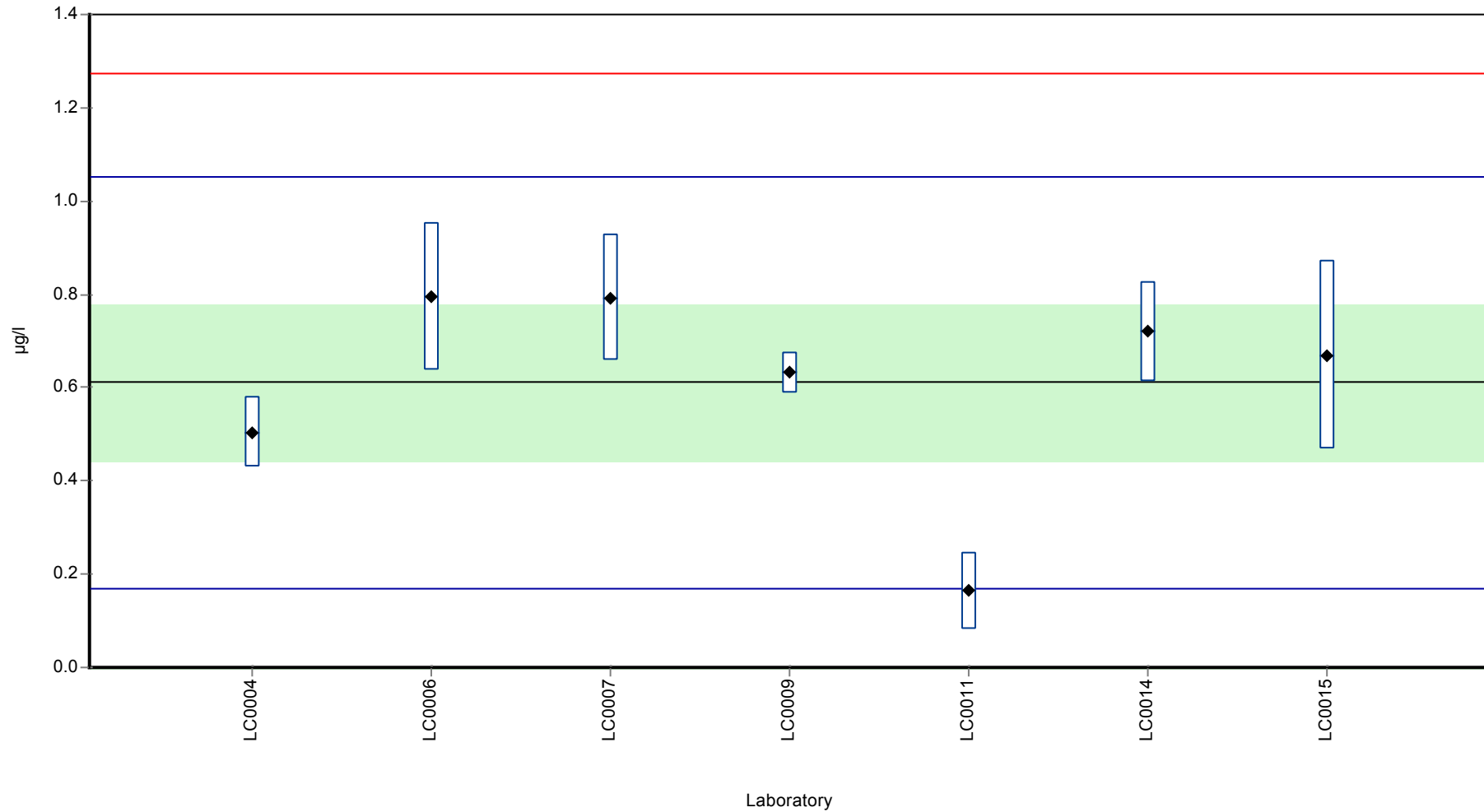
Labcode	Result	± U	Recovery [%]	z-score	Comments
LC0001	-	-	-	-	
LC0002	-	-	-	-	
LC0003	-	-	-	-	
LC0004	0.504	0.0756	82.5	-0.48	
LC0005	-	-	-	-	
LC0006	0.795	0.159	130	0.83	
LC0007	0.792	0.135	130	0.82	
LC0008	-	-	-	-	
LC0009	0.632	0.043	103	0.09	
LC0010	-	-	-	-	
LC0011	0.165	0.0825	27	-2.02	
LC0012	-	-	-	-	
LC0013	-	-	-	-	
LC0014	0.72	0.108	118	0.49	
LC0015	0.67	0.201	110	0.27	

Characteristics of parameter

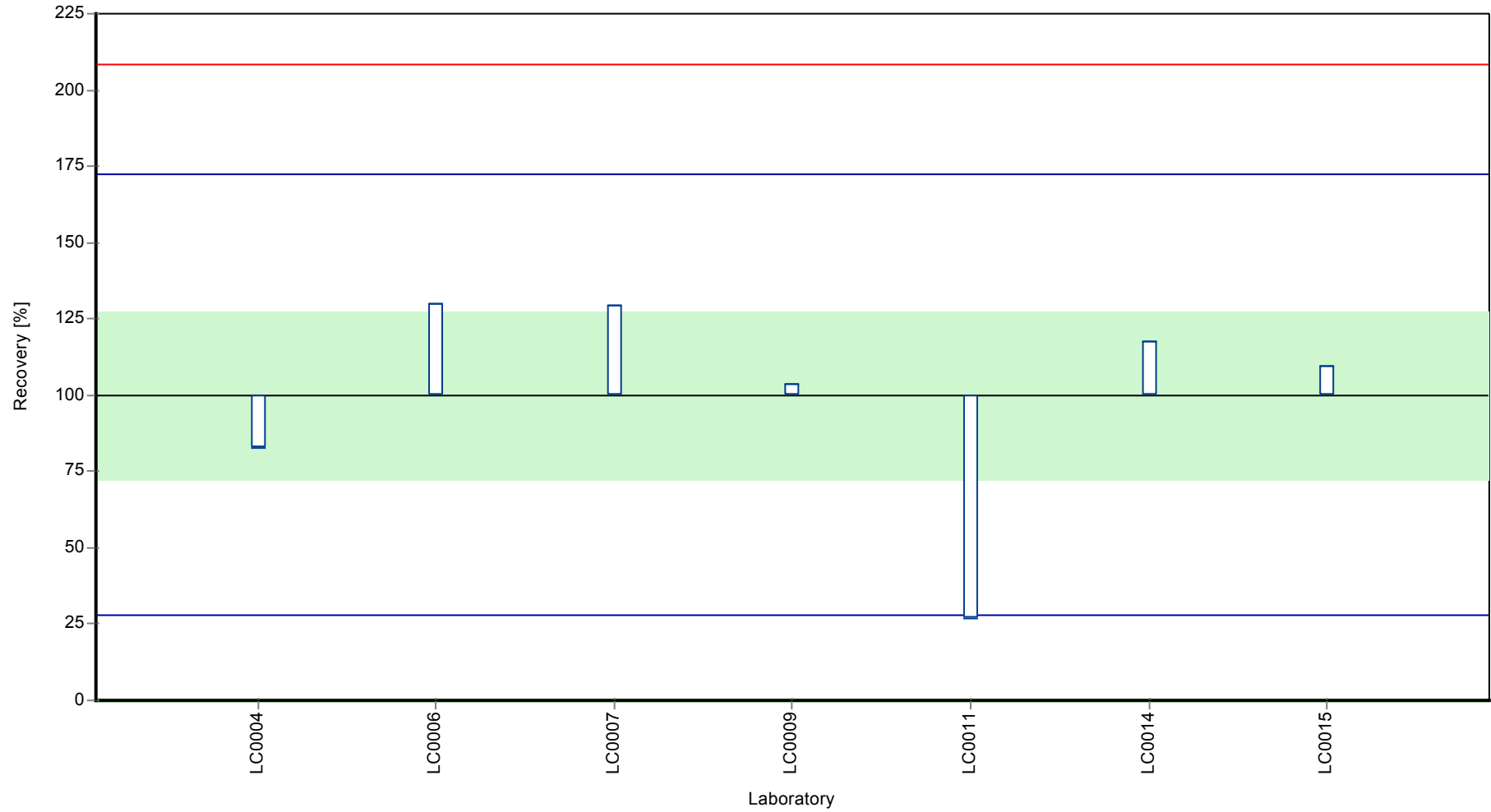
	all results	without outliers	Unit
Mean ± CI (99%)	0.611 ± 0.25	0.611 ± 0.25	µg/l
Minimum	0.165	0.165	µg/l
Maximum	0.795	0.795	µg/l
Standard deviation	0.221	0.221	µg/l
rel. Standard deviation	36.1	36.1	%
n	7	7	-

Graphical presentation of results

Results



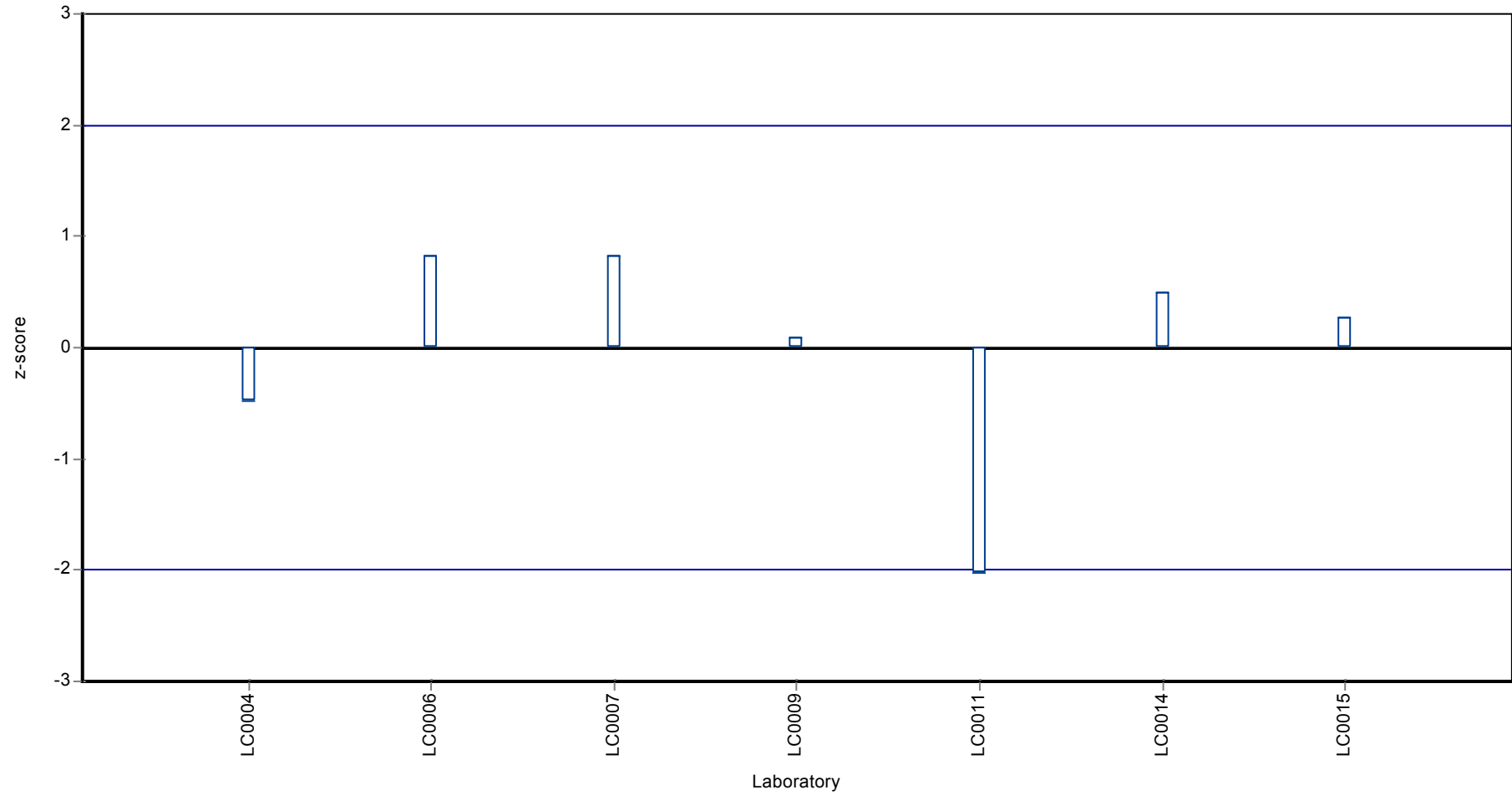
Recovery rate



Parameter oriented report Pesticides H101

Sample: H101A, Parameter: Metazachlor oxanilic acid (Metazachlor-OA)

Z-score



Parameter oriented report

H101 B

Metazachlor oxanilic acid (Metazachlor-OA)

Unit	µg/l
Mean ± CI (99%)	-
Minimum - Maximum	0.003 - 0.003
Control test value ± U	<0.025 (LOQ)

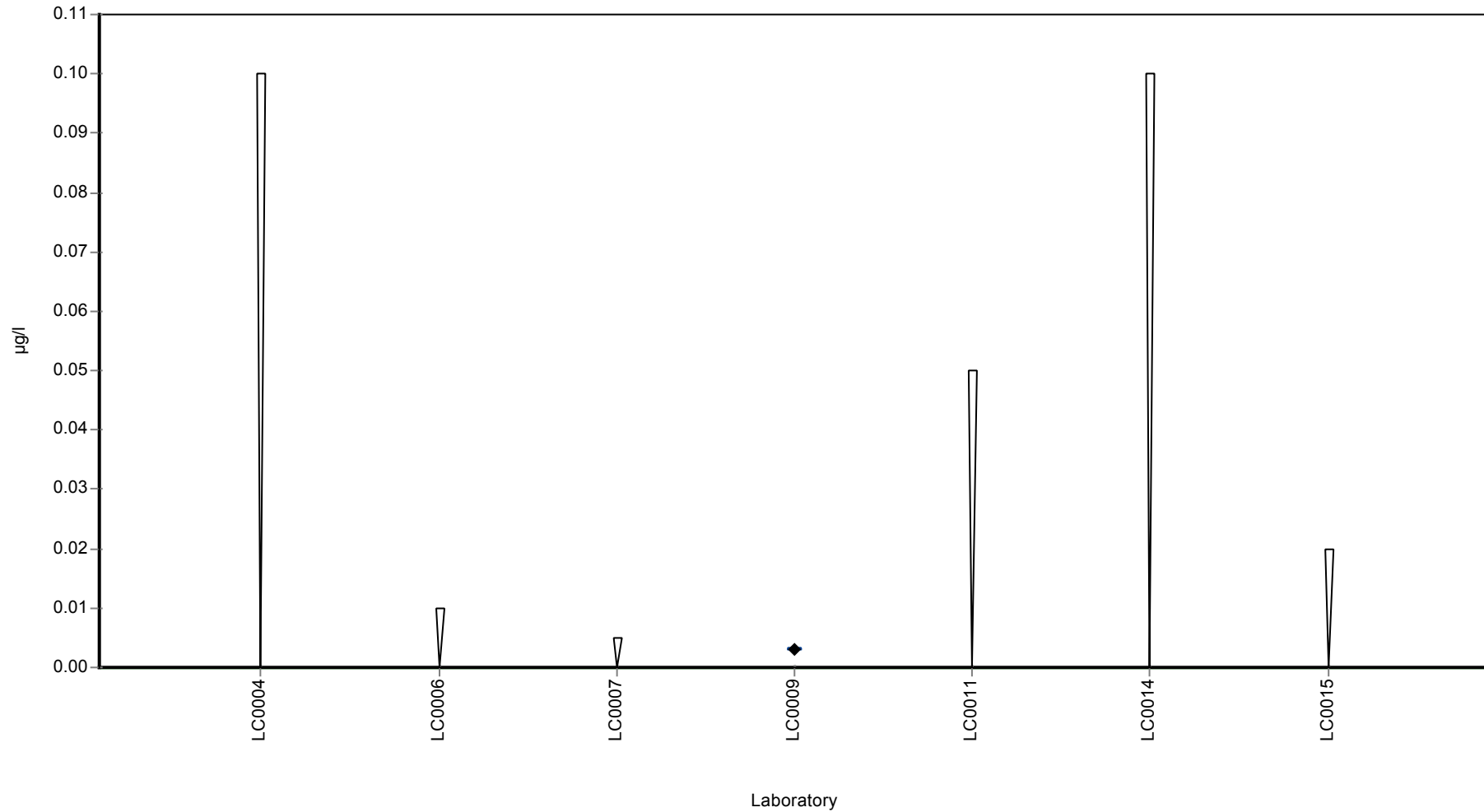
Labcode	Result	± U	Recovery [%]	z-score	Comments
LC0001	-	-	-	-	
LC0002	-	-	-	-	
LC0003	-	-	-	-	
LC0004	< 0.1 (LOQ)	-	-	-	
LC0005	-	-	-	-	
LC0006	< 0.01 (LOQ)	-	-	-	
LC0007	< 0.005 (LOQ)	-	-	-	
LC0008	-	-	-	-	
LC0009	0.003	0.0002	-	-	
LC0010	-	-	-	-	
LC0011	< 0.05 (LOQ)	-	-	-	
LC0012	-	-	-	-	
LC0013	-	-	-	-	
LC0014	< 0.1 (LOQ)	-	-	-	
LC0015	< 0.02 (LOQ)	-	-	-	

Characteristics of parameter

	all results	without outliers	Unit
Mean ± CI (99%)	0.003	-	µg/l
Minimum	0.003	0.003	µg/l
Maximum	0.003	0.003	µg/l
Standard deviation	-	-	µg/l
rel. Standard deviation	-	-	%
n	1	1	-

Graphical presentation of results

Results



Parameter oriented report

H101 A

Metolachlor

Unit	µg/l
Mean ± CI (99%)	-
Minimum - Maximum	-
Control test value ± U	<0.025 (LOQ)

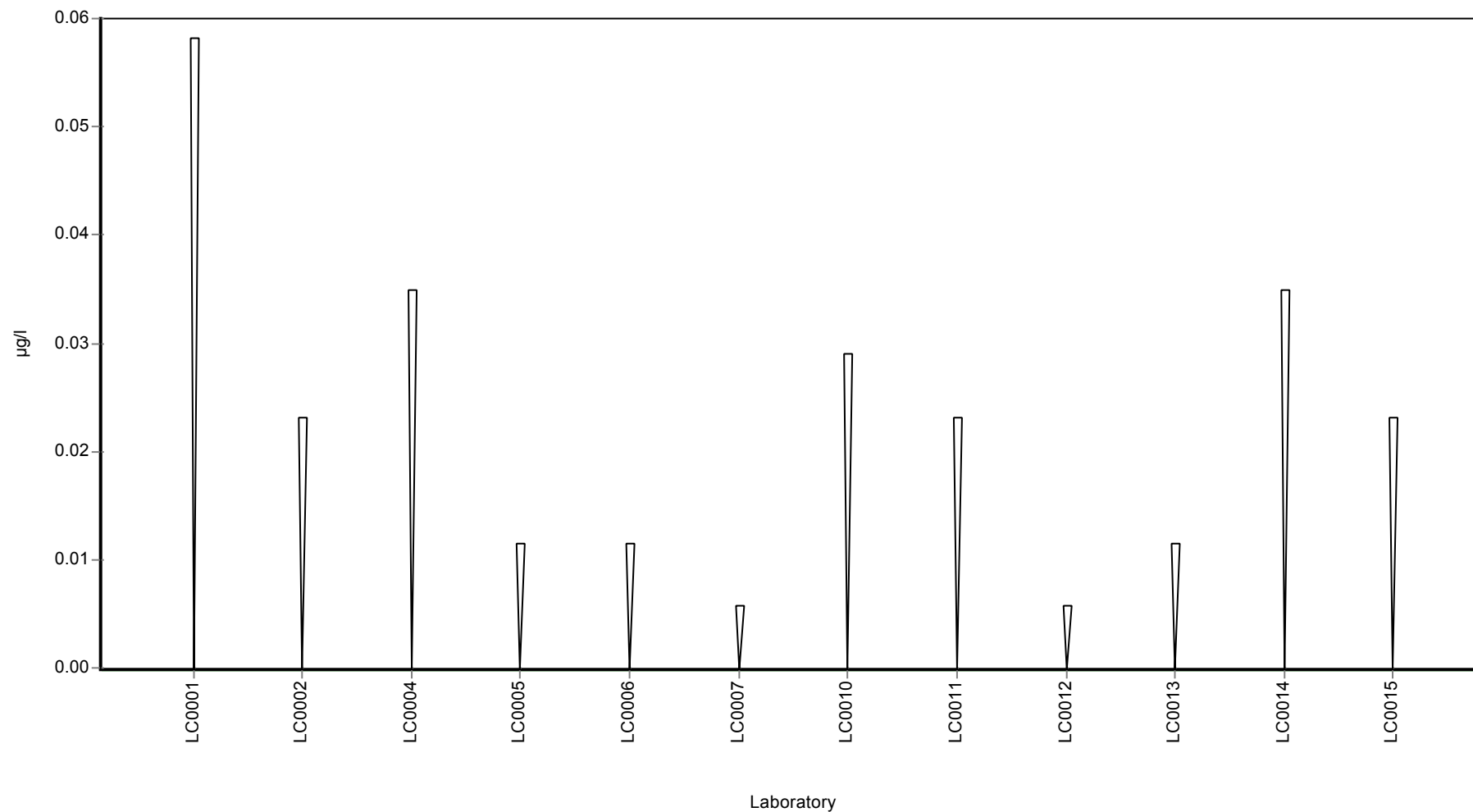
Labcode	Result	± U	Recovery [%]	z-score	Comments
LC0001	< 0.05 (LOQ)	-	-	-	
LC0002	< 0.02 (LOQ)	-	-	-	
LC0003	-	-	-	-	
LC0004	< 0.03 (LOQ)	-	-	-	
LC0005	< 0.01 (LOQ)	-	-	-	
LC0006	< 0.01 (LOQ)	-	-	-	
LC0007	< 0.005 (LOQ)	-	-	-	
LC0008	-	-	-	-	
LC0009	-	-	-	-	
LC0010	< 0.025 (LOQ)	-	-	-	
LC0011	< 0.02 (LOQ)	-	-	-	
LC0012	< 0.005 (LOQ)	-	-	-	
LC0013	< 0.01 (LOQ)	-	-	-	
LC0014	< 0.03 (LOQ)	-	-	-	
LC0015	< 0.02 (LOQ)	-	-	-	

Characteristics of parameter

	all results	without outliers	Unit
Mean ± CI (99%)	-	-	µg/l
Minimum	-	-	µg/l
Maximum	-	-	µg/l
Standard deviation	-	-	µg/l
rel. Standard deviation	-	-	%
n	0	0	-

Graphical presentation of results

Results



Parameter oriented report

H101 B

Metolachlor

Unit	µg/l
Mean ± CI (99%)	0.806 ± 0.0958
Minimum - Maximum	0.556 - 0.948
Control test value ± U	0.848 ± 0.127

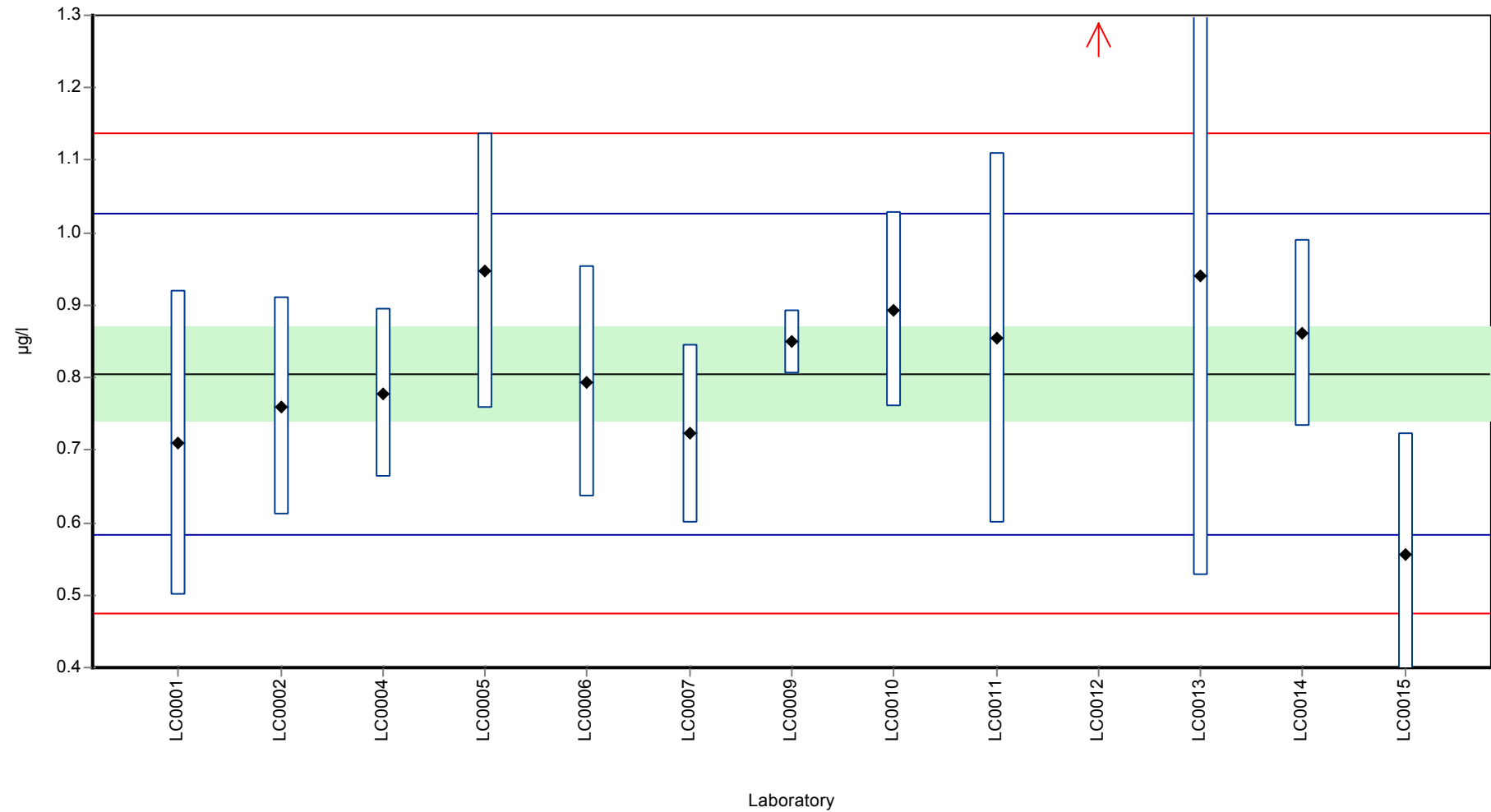
Labcode	Result	± U	Recovery [%]	z-score	Comments
LC0001	0.71	0.21	88.1	-0.86	
LC0002	0.76	0.15	94.3	-0.41	
LC0003	-	-	-	-	
LC0004	0.778	0.1167	96.6	-0.25	
LC0005	0.948	0.19	118	1.29	
LC0006	0.794	0.159	98.6	-0.1	
LC0007	0.723	0.123	89.7	-0.75	
LC0008	-	-	-	-	
LC0009	0.849	0.045	105	0.39	
LC0010	0.894	0.134	111	0.8	
LC0011	0.854	0.256	106	0.44	
LC0012	1.36	0.544	169	5.01	H
LC0013	0.94	0.414	117	1.21	
LC0014	0.861	0.129	107	0.5	
LC0015	0.556	0.1668	69	-2.26	

Characteristics of parameter

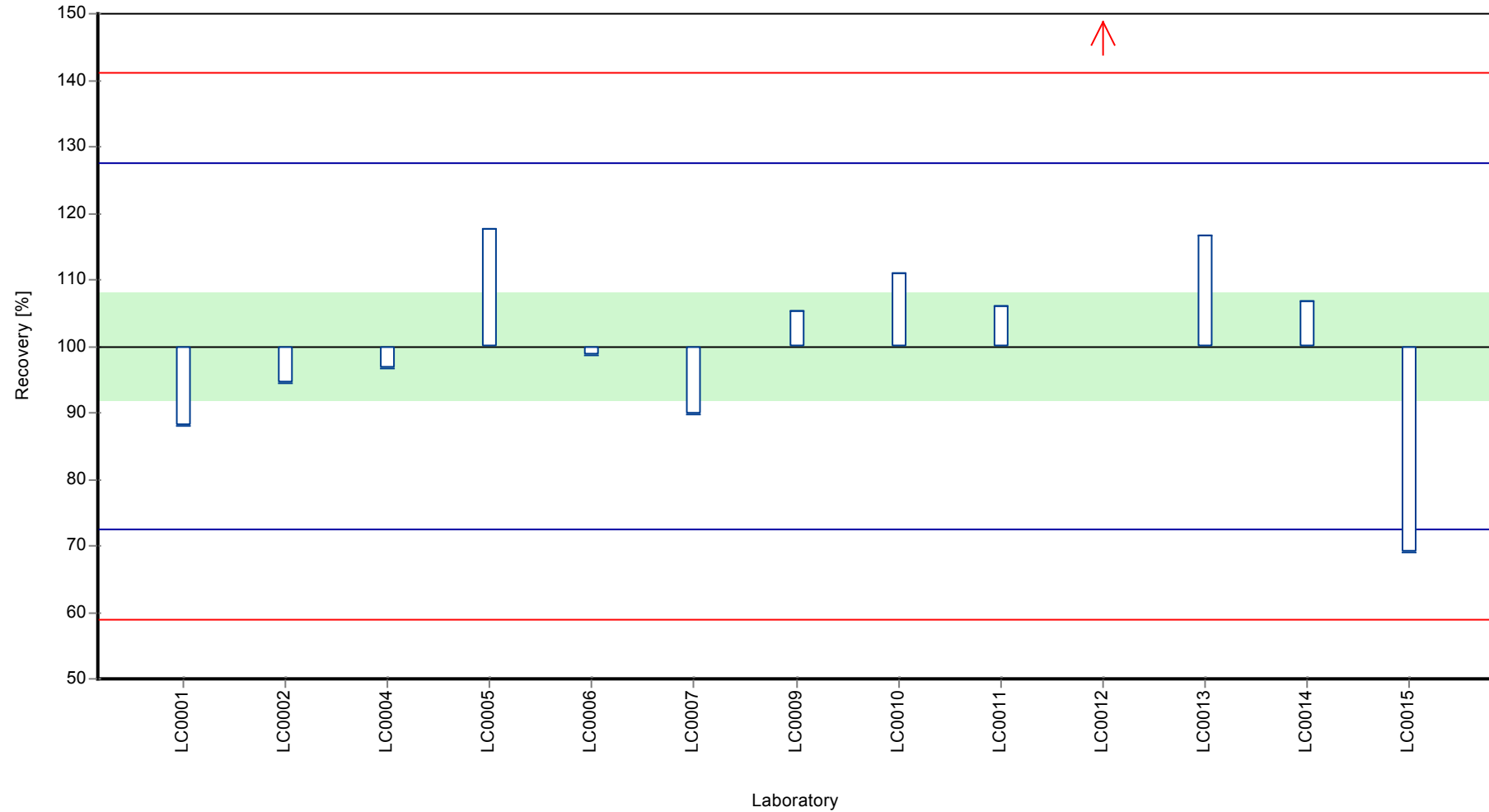
	all results	without outliers	Unit
Mean ± CI (99%)	0.848 ± 0.155	0.806 ± 0.0958	µg/l
Minimum	0.556	0.556	µg/l
Maximum	1.36	0.948	µg/l
Standard deviation	0.187	0.111	µg/l
rel. Standard deviation	22	13.7	%
n	13	12	-

Graphical presentation of results

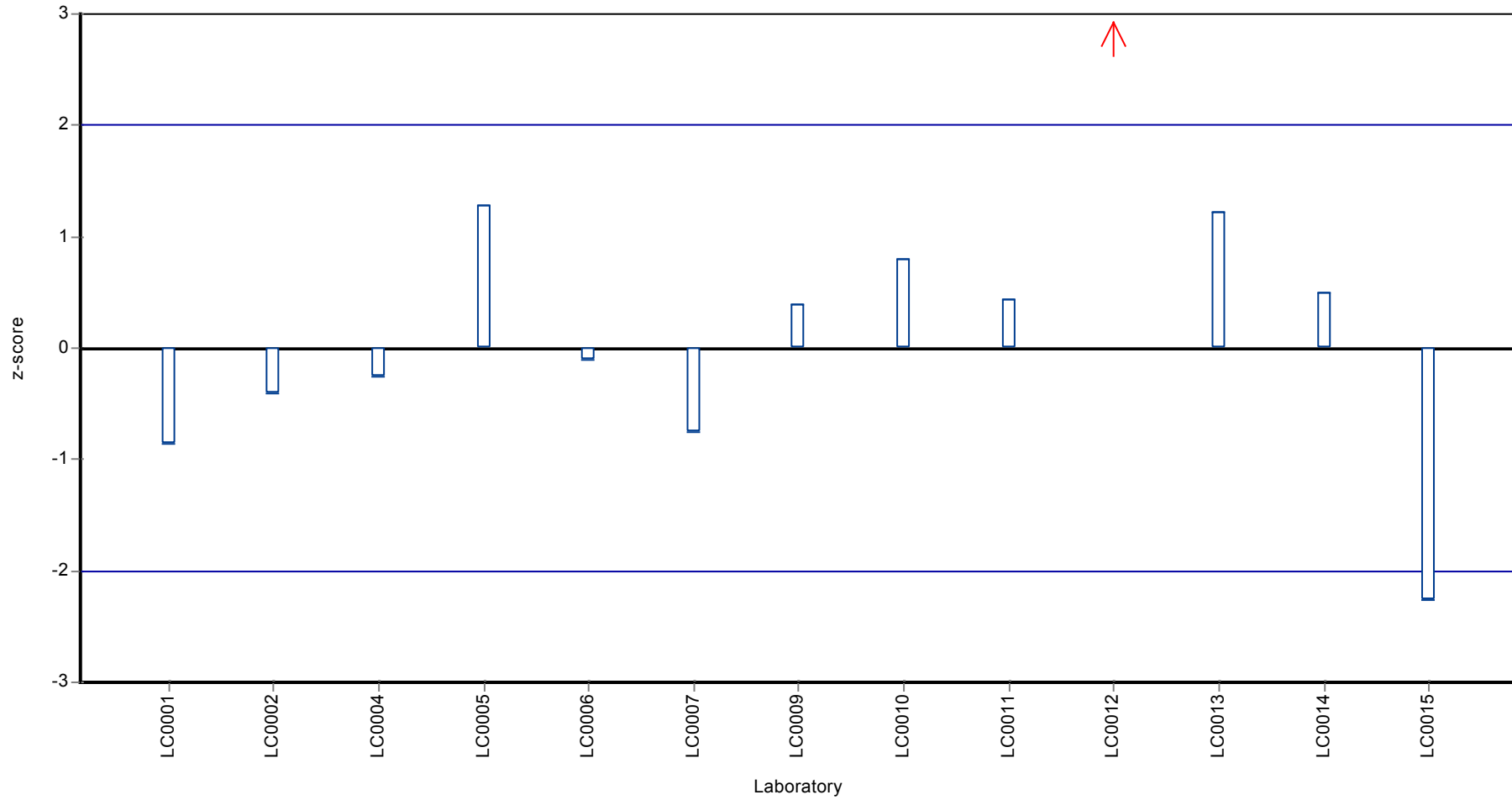
Results



Recovery rate



Z-score



Parameter oriented report

H101 A

s-Metolachlor ethanesulfonic acid (Metolachlor-ESA)

Unit	µg/l
Mean ± CI (99%)	0.531 ± 0.0455
Minimum - Maximum	0.464 - 0.591
Control test value ± U	0.525 ± 0.0787

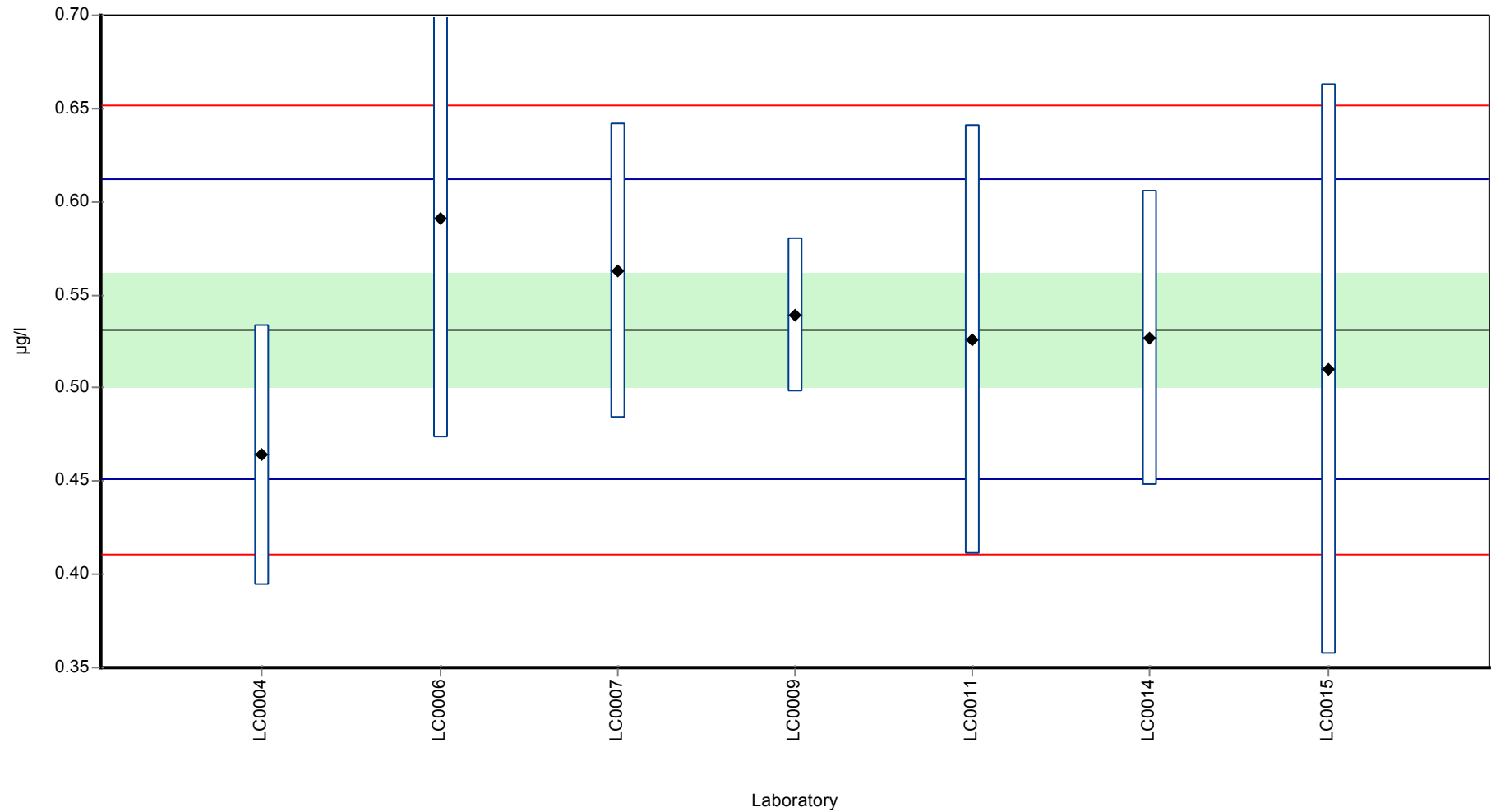
Labcode	Result	± U	Recovery [%]	z-score	Comments
LC0001	-	-	-	-	
LC0002	-	-	-	-	
LC0003	-	-	-	-	
LC0004	0.464	0.0696	87.3	-1.68	
LC0005	-	-	-	-	
LC0006	0.591	0.118	111	1.48	
LC0007	0.563	0.079	106	0.79	
LC0008	-	-	-	-	
LC0009	0.539	0.041	101	0.19	
LC0010	-	-	-	-	
LC0011	0.526	0.115	99	-0.14	
LC0012	-	-	-	-	
LC0013	-	-	-	-	
LC0014	0.527	0.079	99.2	-0.11	
LC0015	0.51	0.153	96	-0.53	

Characteristics of parameter

	all results	without outliers	Unit
Mean ± CI (99%)	0.531 ± 0.0455	0.531 ± 0.0455	µg/l
Minimum	0.464	0.464	µg/l
Maximum	0.591	0.591	µg/l
Standard deviation	0.0401	0.0401	µg/l
rel. Standard deviation	7.55	7.55	%
n	7	7	-

Graphical presentation of results

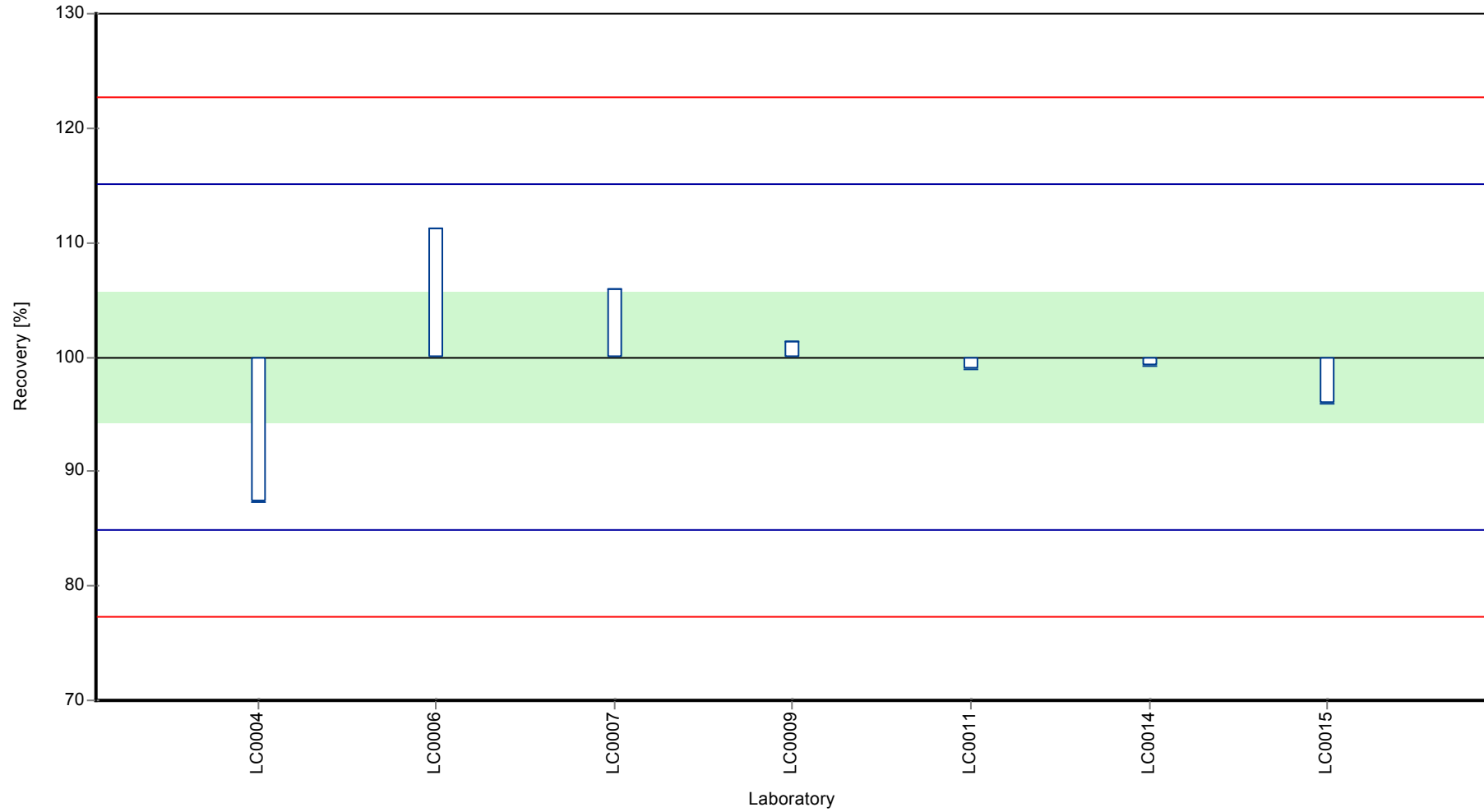
Results



Parameter oriented report Pesticides H101

Sample: H101A, Parameter: s-Metolachlor ethanesulfonic acid (Metolachlor-ESA)

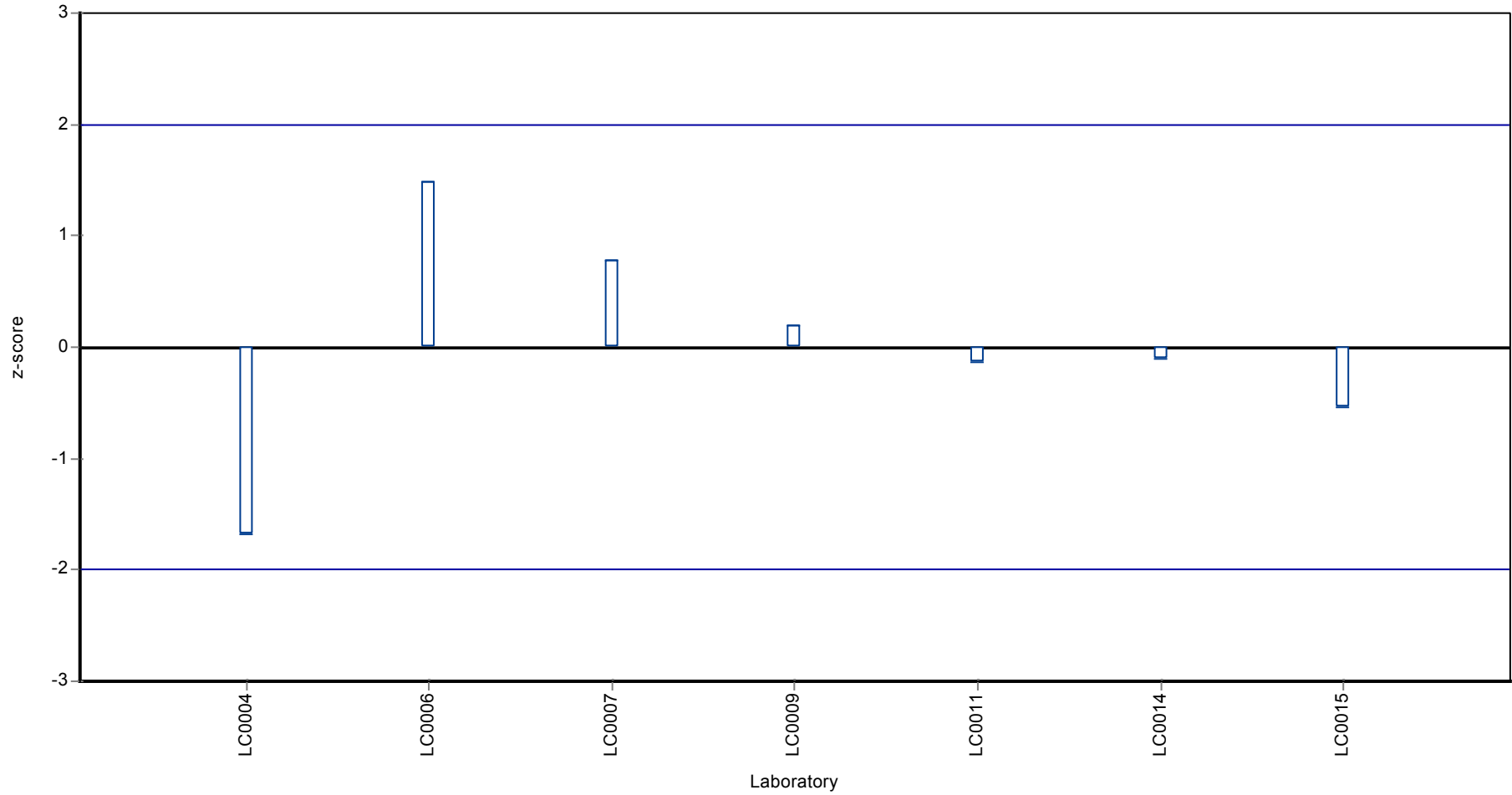
Recovery rate



Parameter oriented report Pesticides H101

Sample: H101A, Parameter: s-Metolachlor ethanesulfonic acid (Metolachlor-ESA)

Z-score



Parameter oriented report

H101 B

s-Metolachlor ethanesulfonic acid (Metolachlor-ESA)

Unit	µg/l
Mean ± CI (99%)	0.289 ± 0.0319
Minimum - Maximum	0.238 - 0.317
Control test value ± U	0.286 ± 0.0429

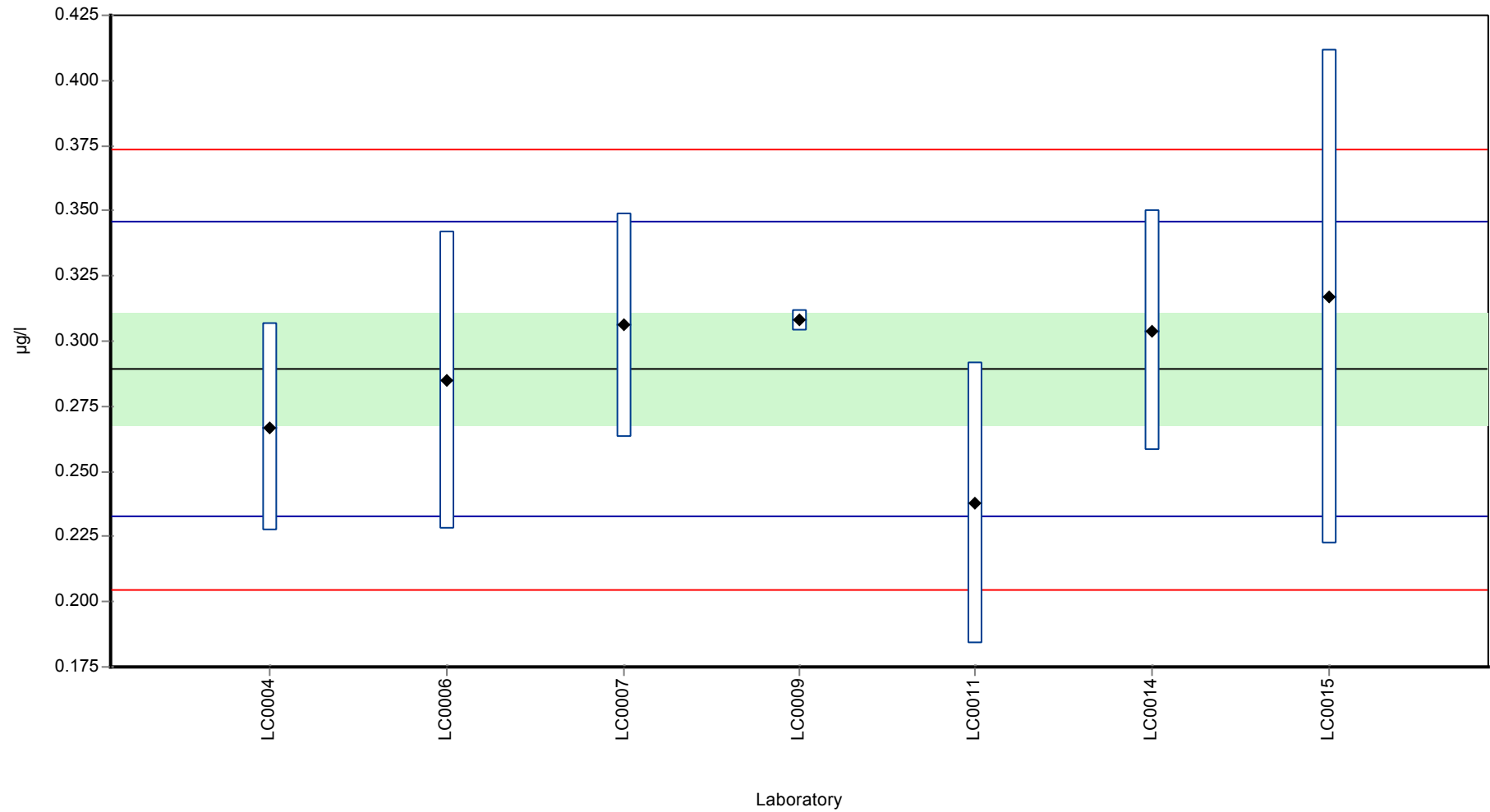
Labcode	Result	± U	Recovery [%]	z-score	Comments
LC0001	-	-	-	-	
LC0002	-	-	-	-	
LC0003	-	-	-	-	
LC0004	0.267	0.04005	92.3	-0.79	
LC0005	-	-	-	-	
LC0006	0.285	0.057	98.5	-0.15	
LC0007	0.306	0.043	106	0.59	
LC0008	-	-	-	-	
LC0009	0.308	0.004	106	0.66	
LC0010	-	-	-	-	
LC0011	0.238	0.054	82.3	-1.82	
LC0012	-	-	-	-	
LC0013	-	-	-	-	
LC0014	0.304	0.046	105	0.52	
LC0015	0.317	0.0951	110	0.98	

Characteristics of parameter

	all results	without outliers	Unit
Mean ± CI (99%)	0.289 ± 0.0319	0.289 ± 0.0319	µg/l
Minimum	0.238	0.238	µg/l
Maximum	0.317	0.317	µg/l
Standard deviation	0.0282	0.0282	µg/l
rel. Standard deviation	9.74	9.74	%
n	7	7	-

Graphical presentation of results

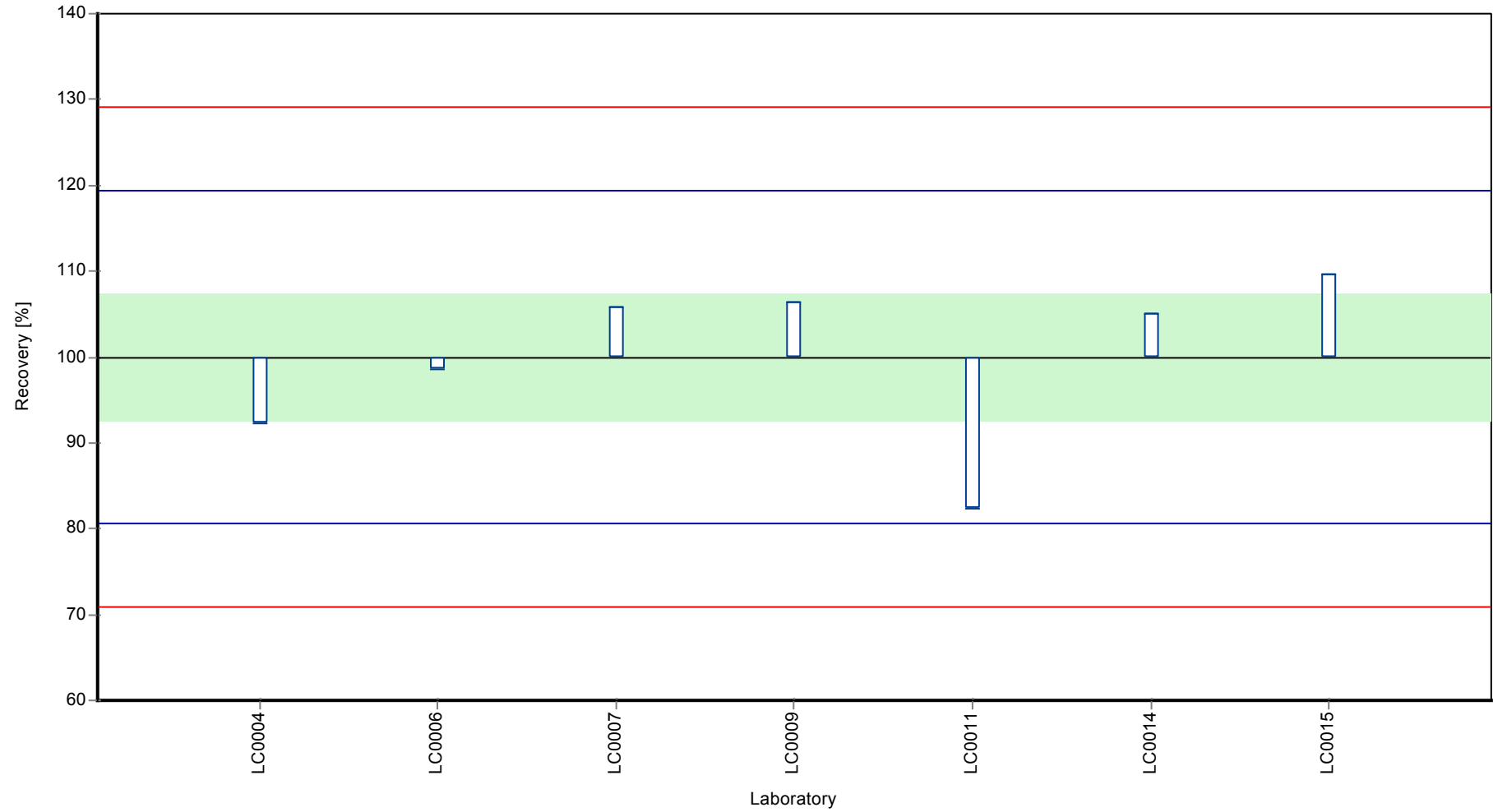
Results



Parameter oriented report Pesticides H101

Sample: H101B, Parameter: s-Metolachlor ethanesulfonic acid (Metolachlor-ESA)

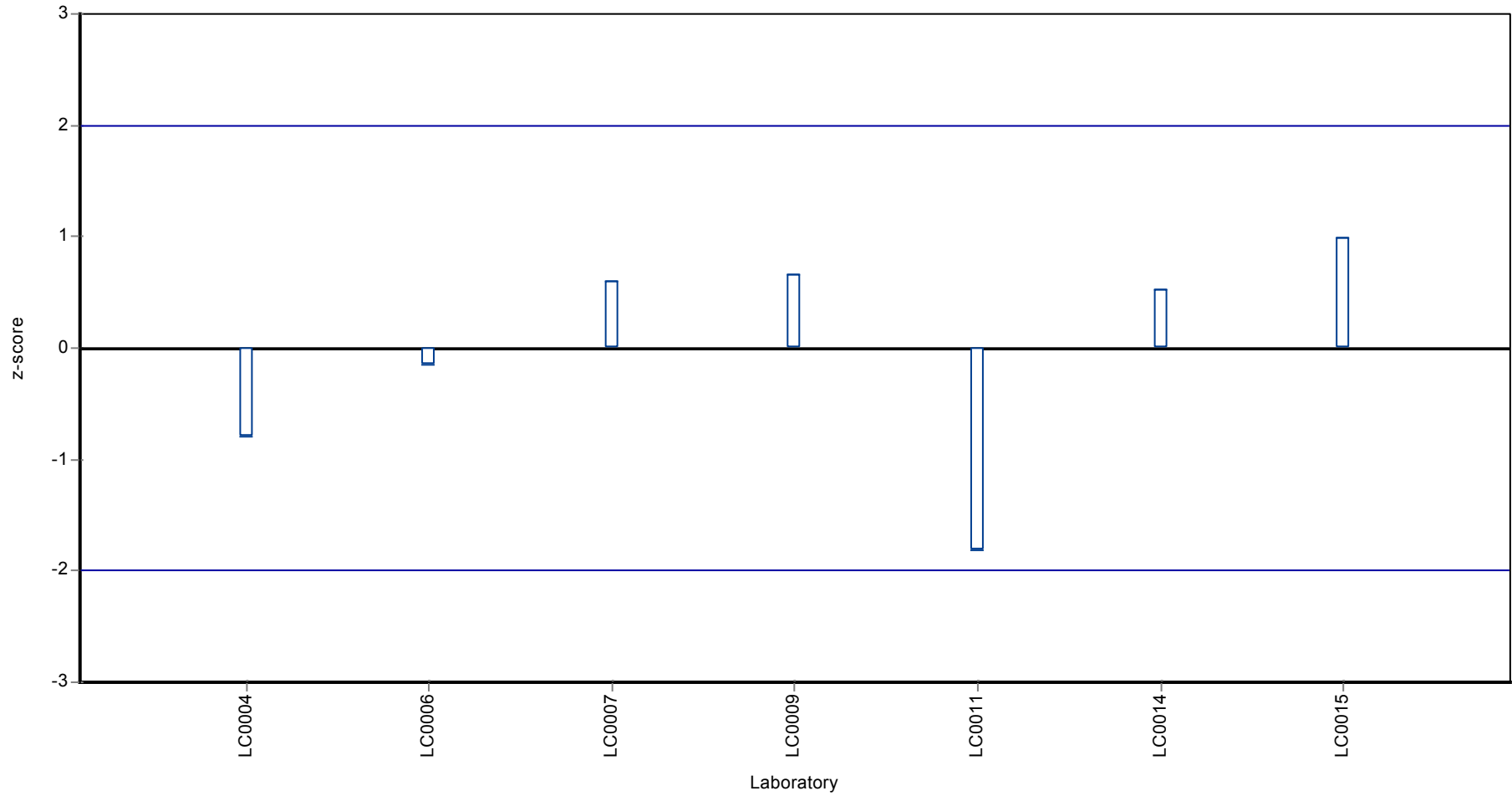
Recovery rate



Parameter oriented report Pesticides H101

Sample: H101B, Parameter: s-Metolachlor ethanesulfonic acid (Metolachlor-ESA)

Z-score



Parameter oriented report

H101 A

s-Metolachlor oxanilic acid (Metolachlor-OA)

Unit	µg/l
Mean ± CI (99%)	0.54 ± 0.054
Minimum - Maximum	0.5 - 0.616
Control test value ± U	0.514 ± 0.0772

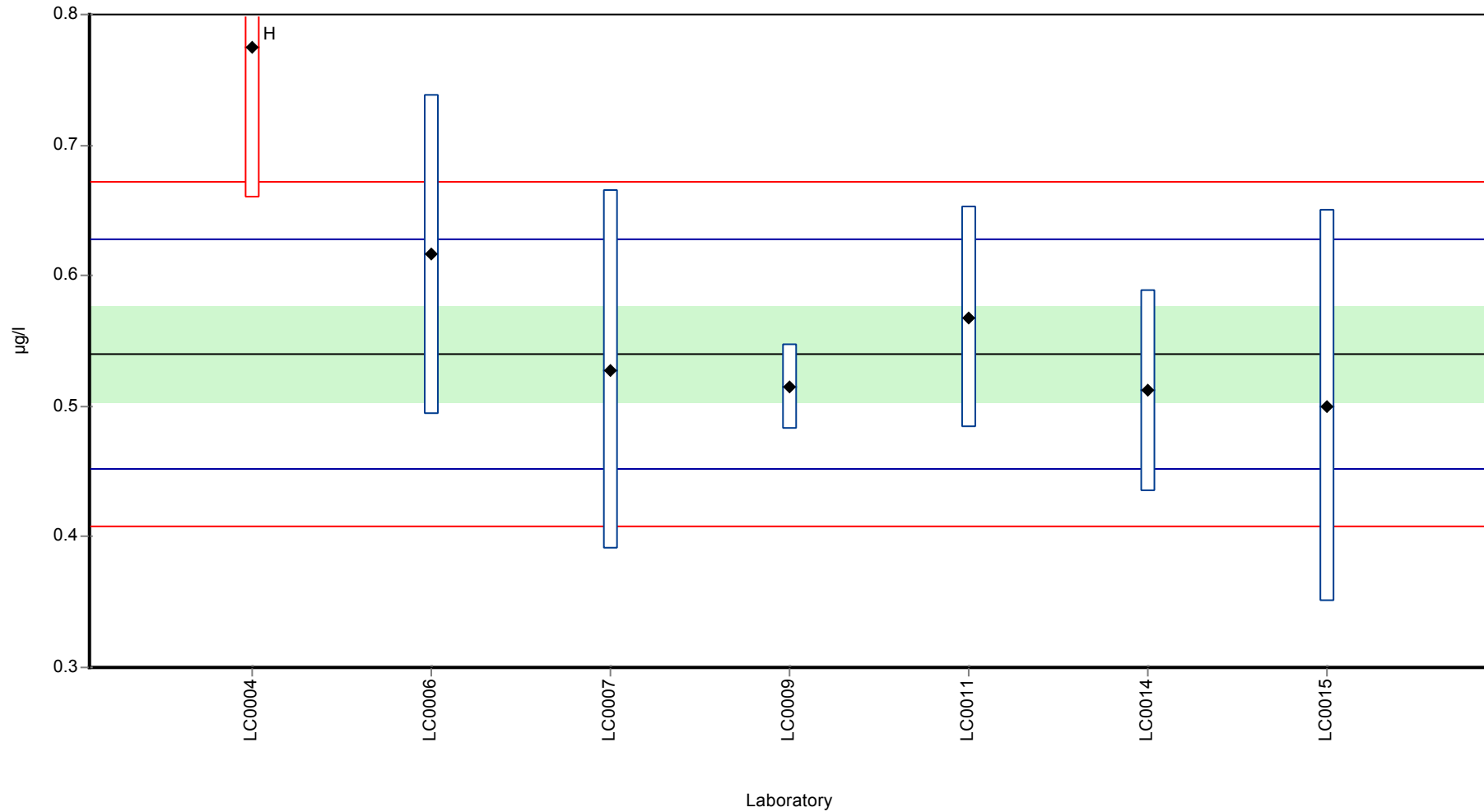
Labcode	Result	± U	Recovery [%]	z-score	Comments
LC0001	-	-	-	-	
LC0002	-	-	-	-	
LC0003	-	-	-	-	
LC0004	0.775	0.11625	144	5.34	H
LC0005	-	-	-	-	
LC0006	0.616	0.123	114	1.73	
LC0007	0.528	0.137	97.8	-0.27	
LC0008	-	-	-	-	
LC0009	0.515	0.033	95.4	-0.56	
LC0010	-	-	-	-	
LC0011	0.568	0.085	105	0.64	
LC0012	-	-	-	-	
LC0013	-	-	-	-	
LC0014	0.512	0.077	94.8	-0.63	
LC0015	0.5	0.15	92.6	-0.9	

Characteristics of parameter

	all results	without outliers	Unit
Mean ± CI (99%)	0.573 ± 0.111	0.54 ± 0.054	µg/l
Minimum	0.5	0.5	µg/l
Maximum	0.775	0.616	µg/l
Standard deviation	0.0976	0.0441	µg/l
rel. Standard deviation	17	8.16	%
n	7	6	-

Graphical presentation of results

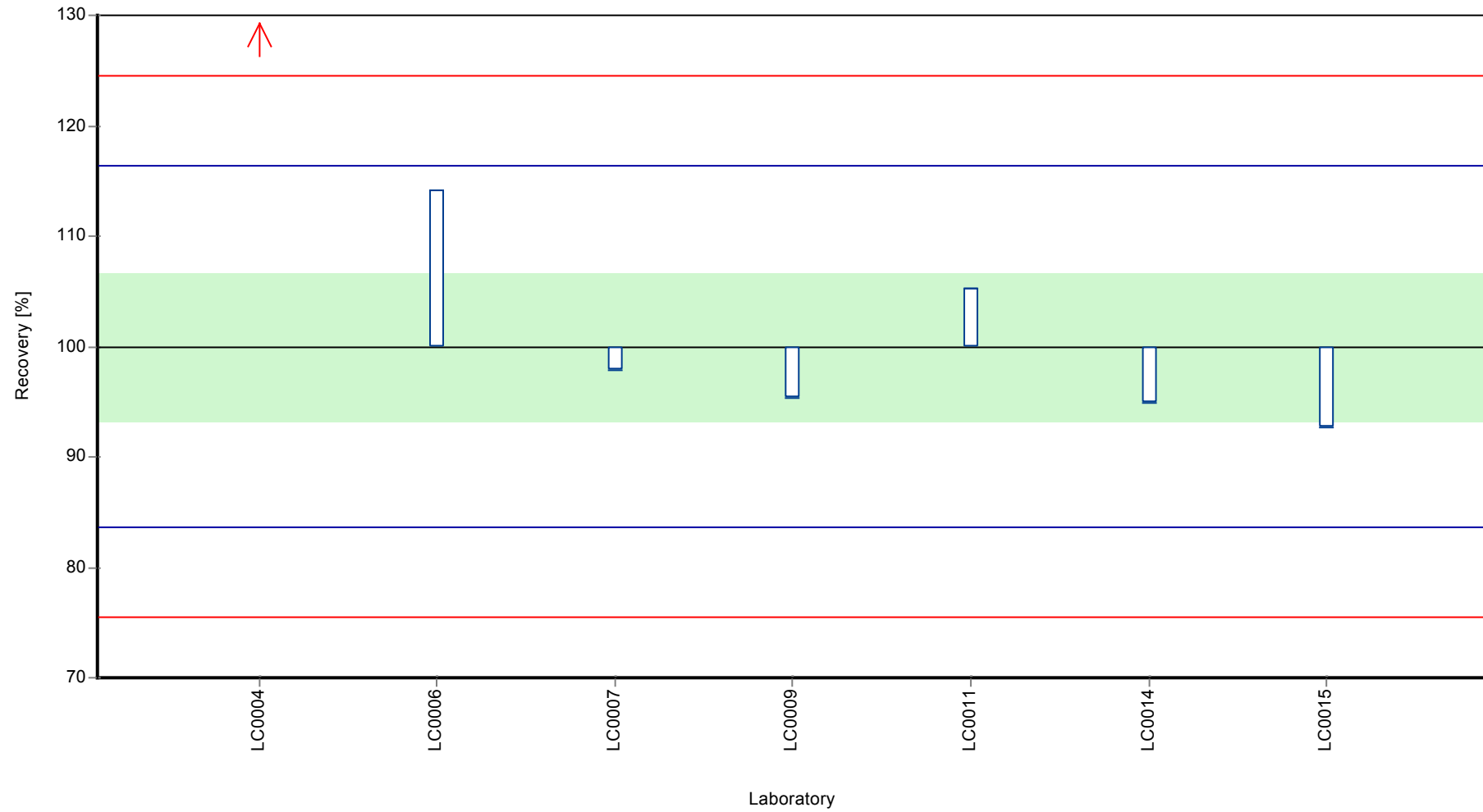
Results



Parameter oriented report Pesticides H101

Sample: H101A, Parameter: s-Metolachlor oxanilic acid (Metolachlor-OA)

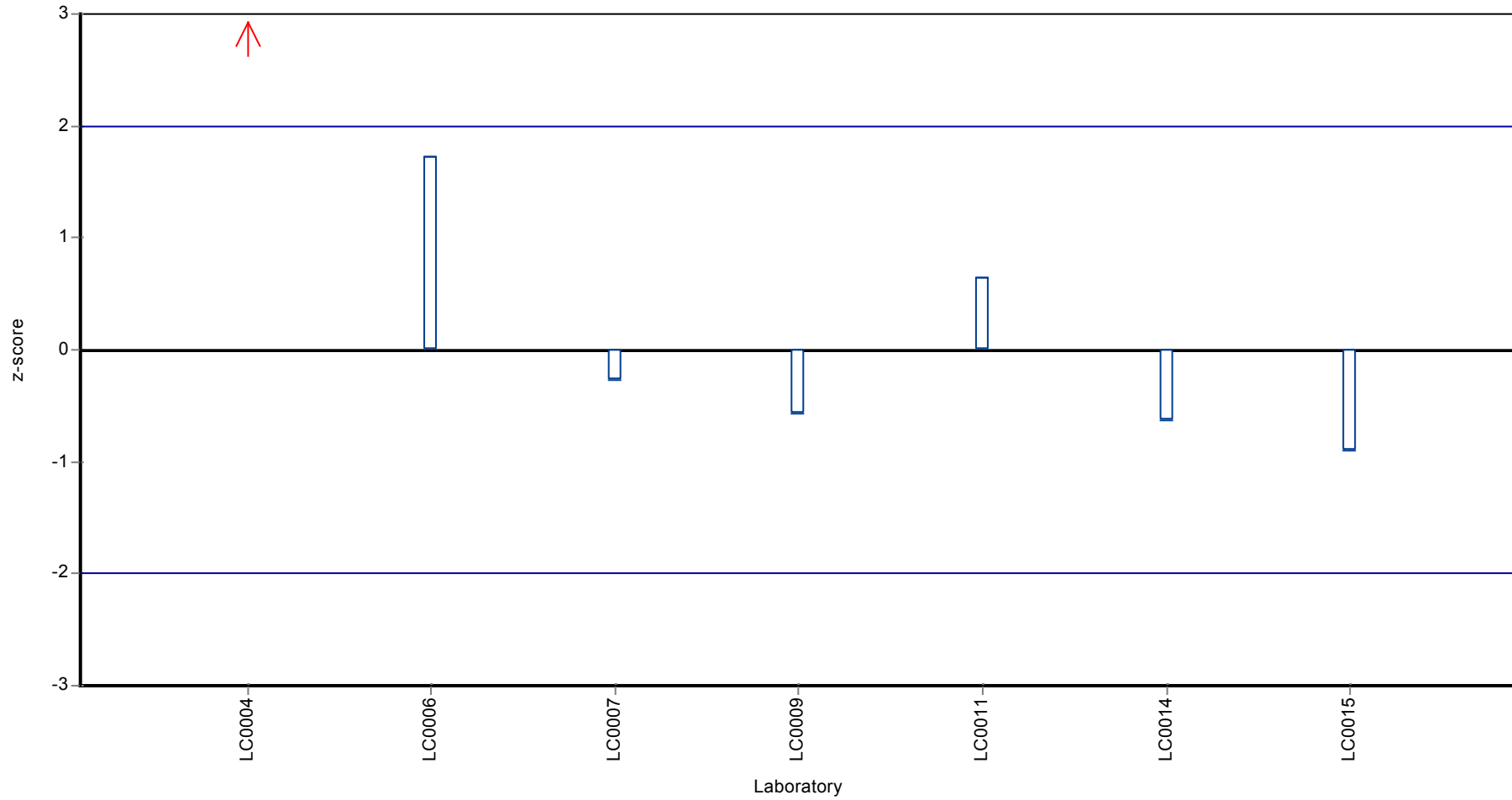
Recovery rate



Parameter oriented report Pesticides H101

Sample: H101A, Parameter: s-Metolachlor oxanilic acid (Metolachlor-OA)

Z-score



Parameter oriented report

H101 B

s-Metolachlor oxanilic acid (Metolachlor-OA)

Unit	µg/l
Mean ± CI (99%)	0.706 ± 0.078
Minimum - Maximum	0.672 - 0.833
Control test value ± U	0.674 ± 0.101

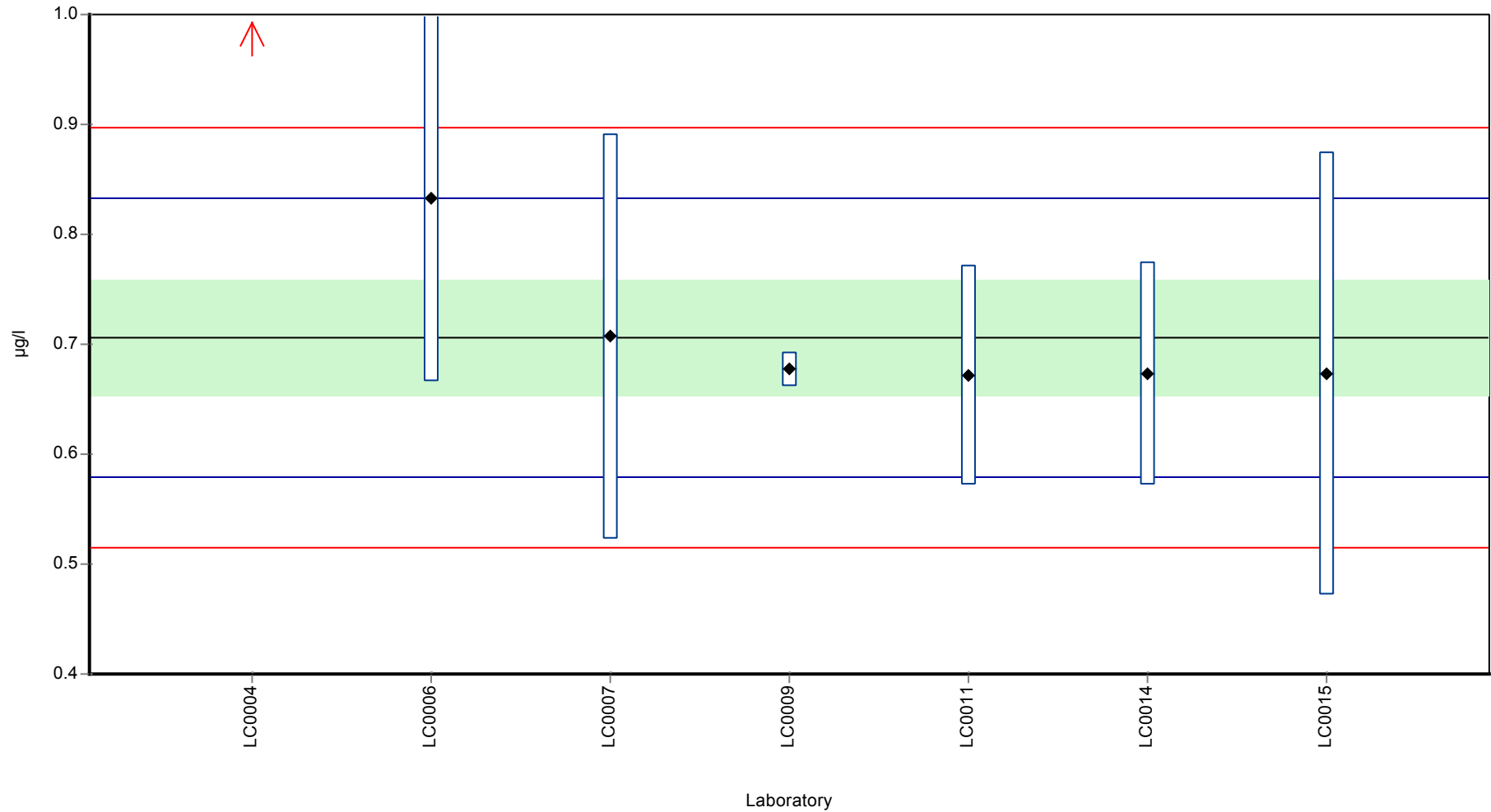
Labcode	Result	± U	Recovery [%]	z-score	Comments
LC0001	-	-	-	-	
LC0002	-	-	-	-	
LC0003	-	-	-	-	
LC0004	1.145	0.17175	162	6.89	Dean-Dixon
LC0005	-	-	-	-	
LC0006	0.833	0.167	118	2	
LC0007	0.707	0.184	100	0.02	
LC0008	-	-	-	-	
LC0009	0.677	0.016	95.9	-0.45	
LC0010	-	-	-	-	
LC0011	0.672	0.1	95.2	-0.53	
LC0012	-	-	-	-	
LC0013	-	-	-	-	
LC0014	0.673	0.101	95.3	-0.52	
LC0015	0.673	0.2019	95.3	-0.52	

Characteristics of parameter

	all results	without outliers	Unit
Mean ± CI (99%)	0.769 ± 0.199	0.706 ± 0.078	µg/l
Minimum	0.672	0.672	µg/l
Maximum	1.15	0.833	µg/l
Standard deviation	0.176	0.0637	µg/l
rel. Standard deviation	22.9	9.03	%
n	7	6	-

Graphical presentation of results

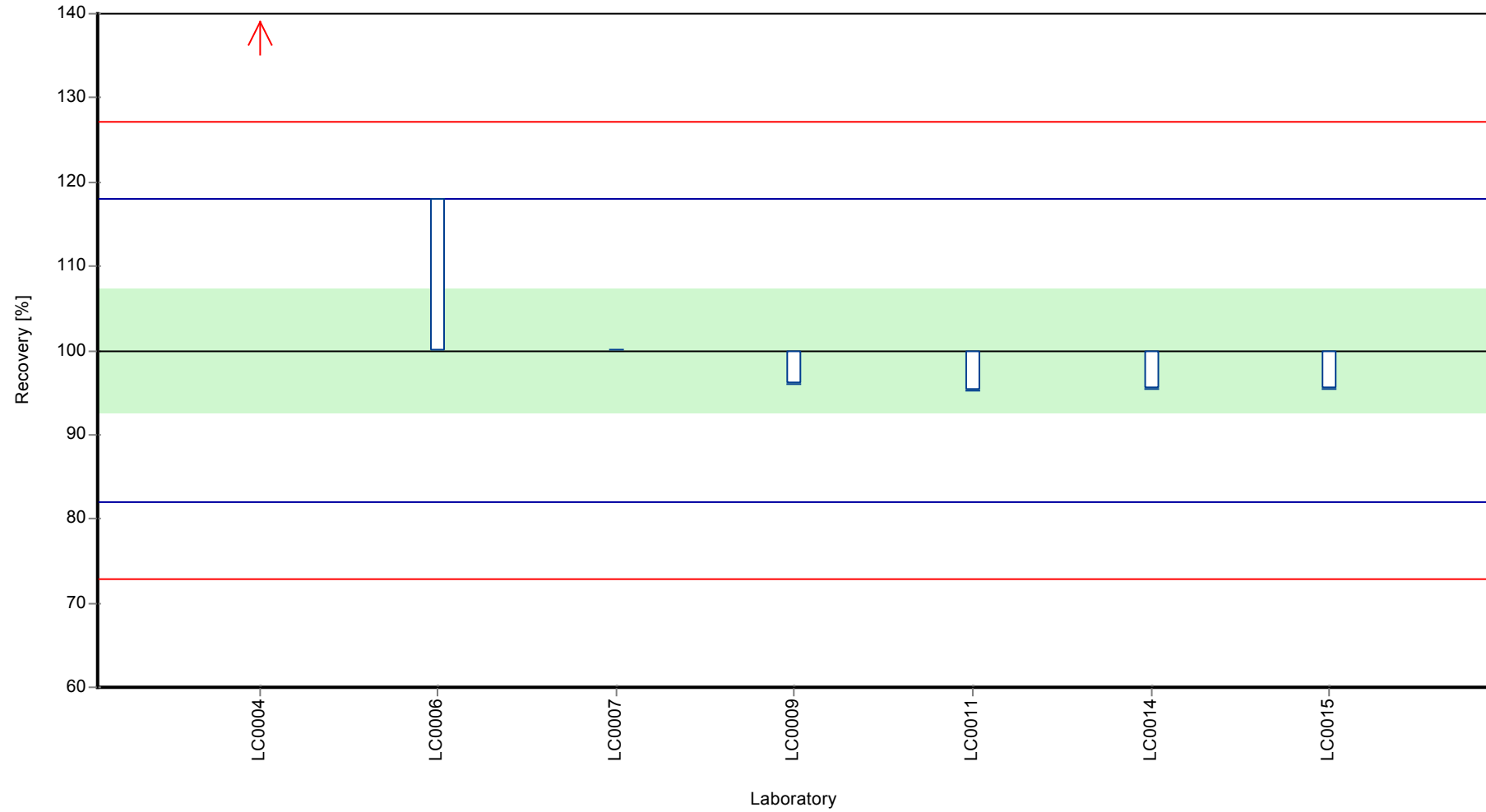
Results



Parameter oriented report Pesticides H101

Sample: H101B, Parameter: s-Metolachlor oxanilic acid (Metolachlor-OA)

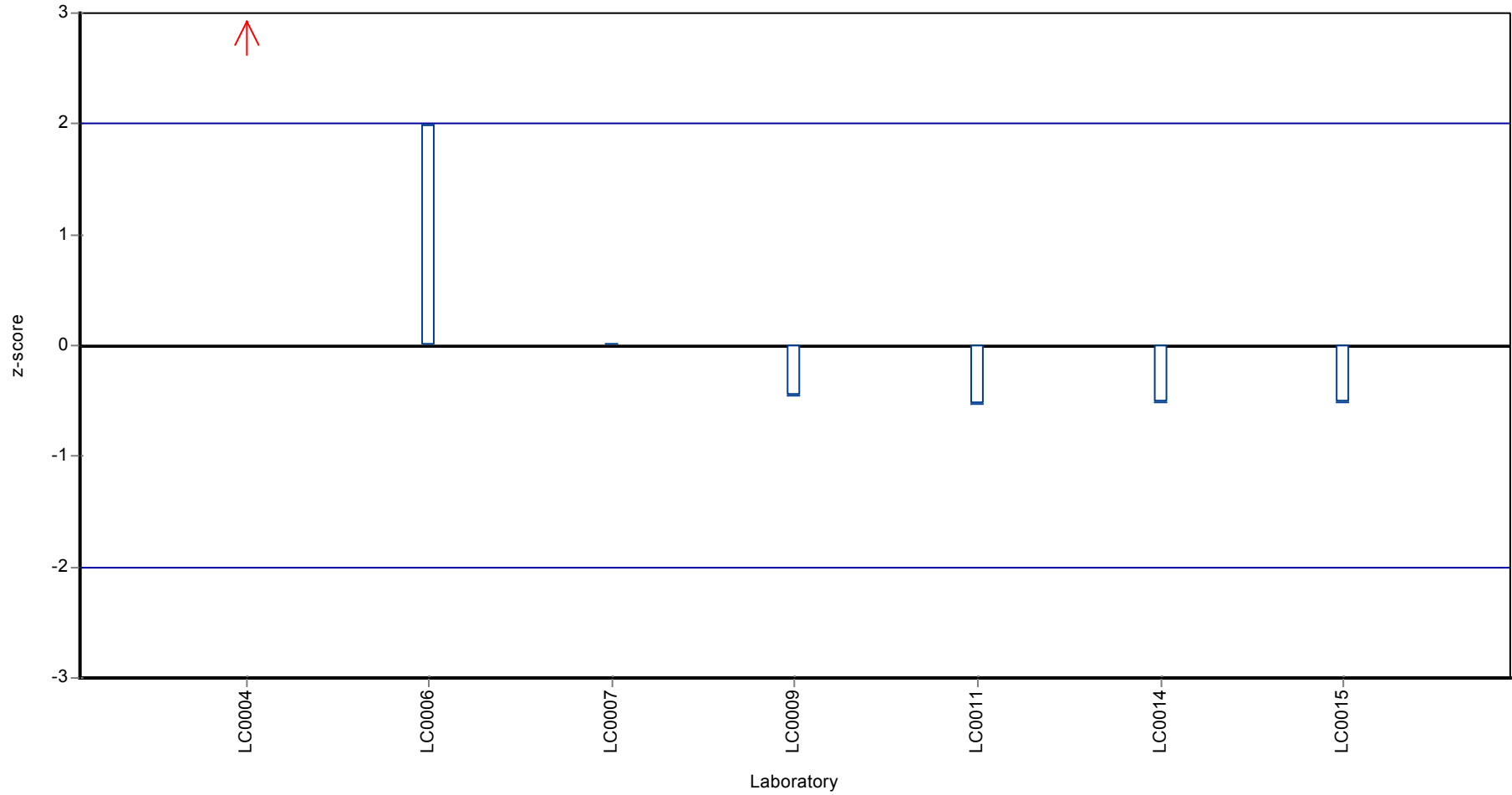
Recovery rate



Parameter oriented report Pesticides H101

Sample: H101B, Parameter: s-Metolachlor oxanilic acid (Metolachlor-OA)

Z-score



8 Laboratory oriented report

The laboratory oriented report is sorted by laboratory code.

The following results were achieved:

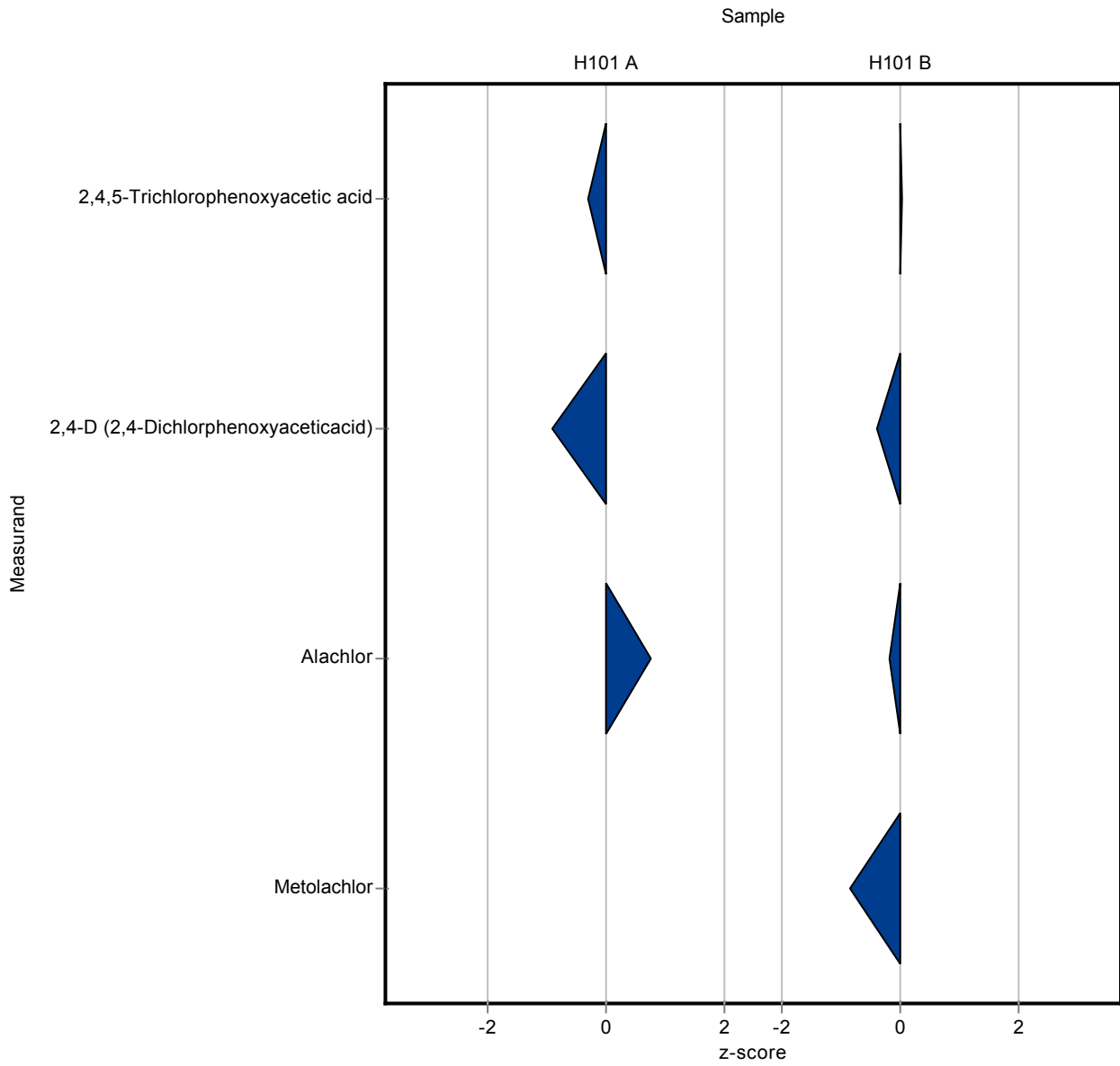
Sample: H101A

Parameter	Unit	Target	± CI(99%)	Result	± U	Criteria	Recovery	z-score
2,4,5-Trichlorophenoxyacetic acid	µg/l	0.409	± 0.0325	0.4	0.12	0.0325	97.7	-0.29
2,4-D (2,4-Dichlorphenoxyaceticacid)	µg/l	0.162	± 0.0222	0.14	0.07	0.0234	86.7	-0.92
Alachlor	µg/l	0.304	± 0.00957	0.31	0.09	0.00844	102	0.76
Alachlor-t-sulfonic acid (Alachlor-ESA)	µg/l	-	± -	-	-	-	-	-
Alachlor-t-acid (Alachlor-OA)	µg/l	-	± -	-	-	-	-	-
AMPA	µg/l	0.161	± 0.0195	-	-	0.0183	-	-
Bentazone	µg/l	0.155	± 0.0214	-	-	0.0237	-	-
Dicamba	µg/l	0.217	± 0.0629	-	-	0.0593	-	-
Dichlorprop	µg/l	0.184	± 0.00836	-	-	0.00788	-	-
Glufosinate	µg/l	0.346	± 0.0328	-	-	0.0268	-	-
Glyphosate	µg/l	-	± -	-	-	-	-	-
MCPPP (Mecoprop)	µg/l	0.122	± 0.0121	-	-	0.014	-	-
Metazachlor	µg/l	-	± -	-	-	-	-	-
Metazachlor ethane sulfonic acid (Metazachlor-ESA)	µg/l	0.893	± 0.183	-	-	0.161	-	-
Metazachlor oxanilic acid (Metazachlor-OA)	µg/l	0.611	± 0.25	-	-	0.221	-	-
Metolachlor	µg/l	-	± -	<0.05 (LOQ)	-	-	-	-
s-Metolachlor ethanesulfonic acid (Metolachlor-ESA)	µg/l	0.531	± 0.0455	-	-	0.0401	-	-
s-Metolachlor oxanilic acid (Metolachlor-OA)	µg/l	0.54	± 0.054	-	-	0.0441	-	-

Sample: H101B

Parameter	Unit	Target	± CI(99%)	Result	± U	Criteria	Recovery	z-score
2,4,5-Trichlorophenoxyacetic acid	µg/l	0.299	± 0.035	0.3	0.09	0.035	100	0.03
2,4-D (2,4-Dichlorphenoxyaceticacid)	µg/l	0.301	± 0.0273	0.29	0.09	0.0287	96.3	-0.38
Alachlor	µg/l	0.65	± 0.111	0.63	0.19	0.111	96.9	-0.18
Alachlor-t-sulfonic acid (Alachlor-ESA)	µg/l	-	± -	-	-	-	-	-
Alachlor-t-acid (Alachlor-OA)	µg/l	-	± -	-	-	-	-	-
AMPA	µg/l	1.04	± 0.102	-	-	0.0962	-	-
Bentazone	µg/l	0.248	± 0.0288	-	-	0.0318	-	-

Parameter	Unit	Target ± CI(99%)	Result	± U	Criteria	Recovery	z-score
Dicamba	µg/l	0.889 ± 0.0985	-	-	0.0928	-	-
Dichlorprop	µg/l	0.357 ± 0.0292	-	-	0.0292	-	-
Glufosinate	µg/l	0.202 ± 0.0722	-	-	0.059	-	-
Glyphosate	µg/l	0.543 ± 0.0729	-	-	0.0729	-	-
MCPPP (Mecoprop)	µg/l	0.603 ± 0.0652	-	-	0.0753	-	-
Metazachlor	µg/l	0.415 ± 0.022	-	-	0.0243	-	-
Metazachlor ethane sulfonic acid (Metazachlor-ESA)	µg/l	0.248 ± 0.0172	-	-	0.014	-	-
Metazachlor oxanilic acid (Metazachlor-OA)	µg/l	- ± -	-	-	-	-	-
Metolachlor	µg/l	0.806 ± 0.0958	0.71	0.21	0.111	88.1	-0.86
s-Metolachlor ethanesulfonic acid (Metolachlor-ESA)	µg/l	0.289 ± 0.0319	-	-	0.0282	-	-
s-Metolachlor oxanilic acid (Metolachlor-OA)	µg/l	0.706 ± 0.078	-	-	0.0637	-	-



The following results were achieved:

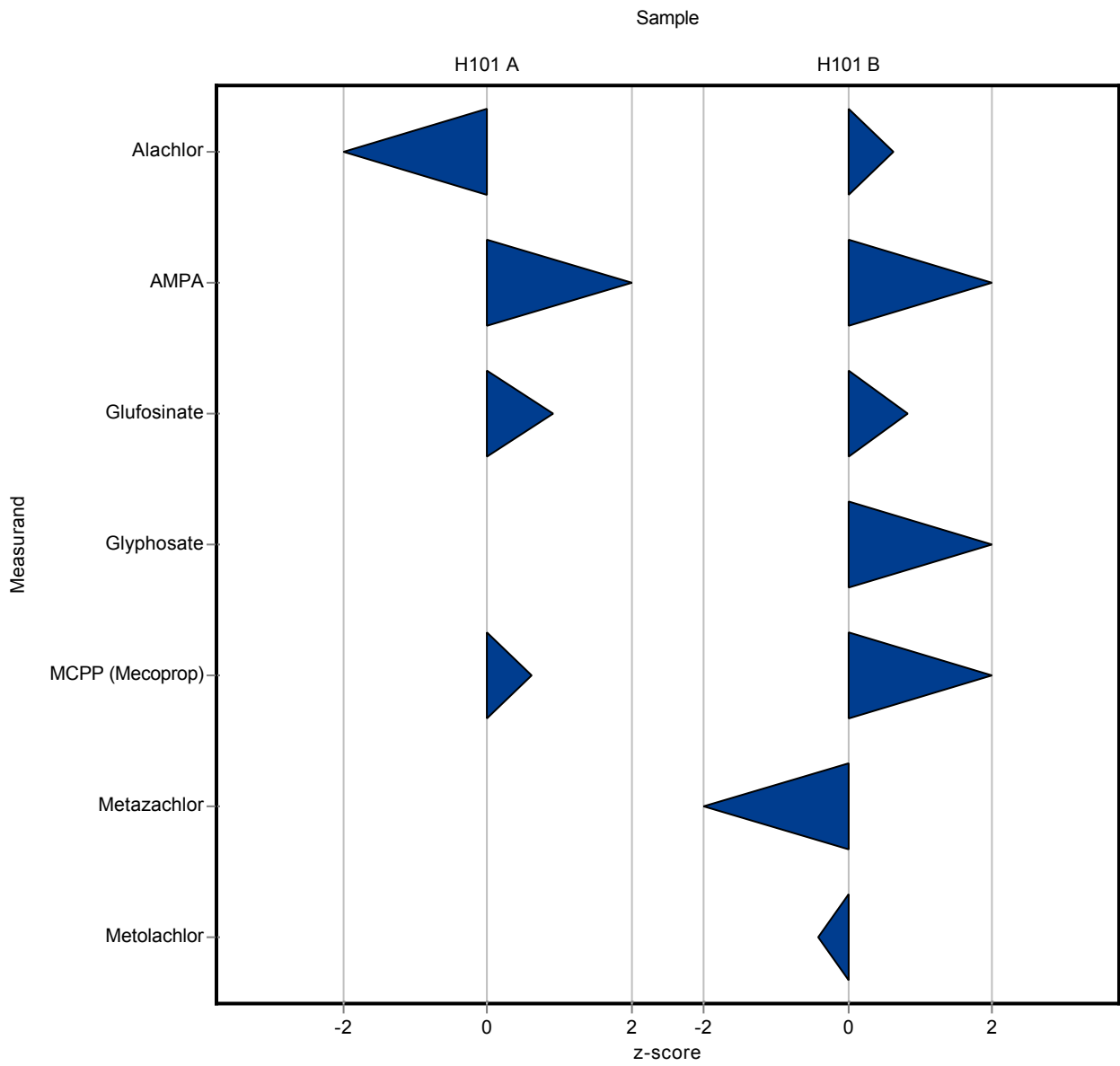
Sample: H101A

Parameter	Unit	Target ± CI(99%)	Result	± U	Criteria	Recovery	z-score
2,4,5-Trichlorophenoxyacetic acid	µg/l	0.409 ± 0.0325	-	-	0.0325	-	-
2,4-D (2,4-Dichlorphenoxyaceticacid)	µg/l	0.162 ± 0.0222	-	-	0.0234	-	-
Alachlor	µg/l	0.304 ± 0.00957	0.29	0.06	0.00844	95.5	-1.61
Alachlor-t-sulfonic acid (Alachlor-ESA)	µg/l	- ± -	-	-	-	-	-
Alachlor-t-acid (Alachlor-OA)	µg/l	- ± -	-	-	-	-	-
AMPA	µg/l	0.161 ± 0.0195	0.19	0.04	0.0183	118	1.57
Bentazone	µg/l	0.155 ± 0.0214	-	-	0.0237	-	-
Dicamba	µg/l	0.217 ± 0.0629	-	-	0.0593	-	-
Dichlorprop	µg/l	0.184 ± 0.00836	-	-	0.00788	-	-
Glufosinate	µg/l	0.346 ± 0.0328	0.37	0.07	0.0268	107	0.91
Glyphosate	µg/l	- ± -	<0.02 (LOQ)	-	-	-	-
MCPP (Mecoprop)	µg/l	0.122 ± 0.0121	0.13	0.03	0.014	107	0.60
Metazachlor	µg/l	- ± -	<0.02 (LOQ)	-	-	-	-
Metazachlor ethane sulfonic acid (Metazachlor-ESA)	µg/l	0.893 ± 0.183	-	-	0.161	-	-
Metazachlor oxanilic acid (Metazachlor-OA)	µg/l	0.611 ± 0.25	-	-	0.221	-	-
Metolachlor	µg/l	- ± -	<0.02 (LOQ)	-	-	-	-
s-Metolachlor ethanesulfonic acid (Metolachlor-ESA)	µg/l	0.531 ± 0.0455	-	-	0.0401	-	-
s-Metolachlor oxanilic acid (Metolachlor-OA)	µg/l	0.54 ± 0.054	-	-	0.0441	-	-

Sample: H101B

Parameter	Unit	Target ± CI(99%)	Result	± U	Criteria	Recovery	z-score
2,4,5-Trichlorophenoxyacetic acid	µg/l	0.299 ± 0.035	-	-	0.035	-	-
2,4-D (2,4-Dichlorphenoxyaceticacid)	µg/l	0.301 ± 0.0273	-	-	0.0287	-	-
Alachlor	µg/l	0.65 ± 0.111	0.72	0.14	0.111	111	0.63
Alachlor-t-sulfonic acid (Alachlor-ESA)	µg/l	- ± -	-	-	-	-	-
Alachlor-t-acid (Alachlor-OA)	µg/l	- ± -	-	-	-	-	-
AMPA	µg/l	1.04 ± 0.102	1.19	0.24	0.0962	115	1.59
Bentazone	µg/l	0.248 ± 0.0288	-	-	0.0318	-	-

Parameter	Unit	Target ± CI(99%)	Result	± U	Criteria	Recovery	z-score
Dicamba	µg/l	0.889 ± 0.0985	-	-	0.0928	-	-
Dichlorprop	µg/l	0.357 ± 0.0292	-	-	0.0292	-	-
Glufosinate	µg/l	0.202 ± 0.0722	0.25	0.05	0.059	124	0.82
Glyphosate	µg/l	0.543 ± 0.0729	0.62	0.12	0.0729	114	1.05
MCPP (Mecoprop)	µg/l	0.603 ± 0.0652	0.68	0.14	0.0753	113	1.03
Metazachlor	µg/l	0.415 ± 0.022	0.39	0.08	0.0243	94	-1.03
Metazachlor ethane sulfonic acid (Metazachlor-ESA)	µg/l	0.248 ± 0.0172	-	-	0.014	-	-
Metazachlor oxanilic acid (Metazachlor-OA)	µg/l	- ± -	-	-	-	-	-
Metolachlor	µg/l	0.806 ± 0.0958	0.76	0.15	0.111	94.3	-0.41
s-Metolachlor ethanesulfonic acid (Metolachlor-ESA)	µg/l	0.289 ± 0.0319	-	-	0.0282	-	-
s-Metolachlor oxanilic acid (Metolachlor-OA)	µg/l	0.706 ± 0.078	-	-	0.0637	-	-



The following results were achieved:

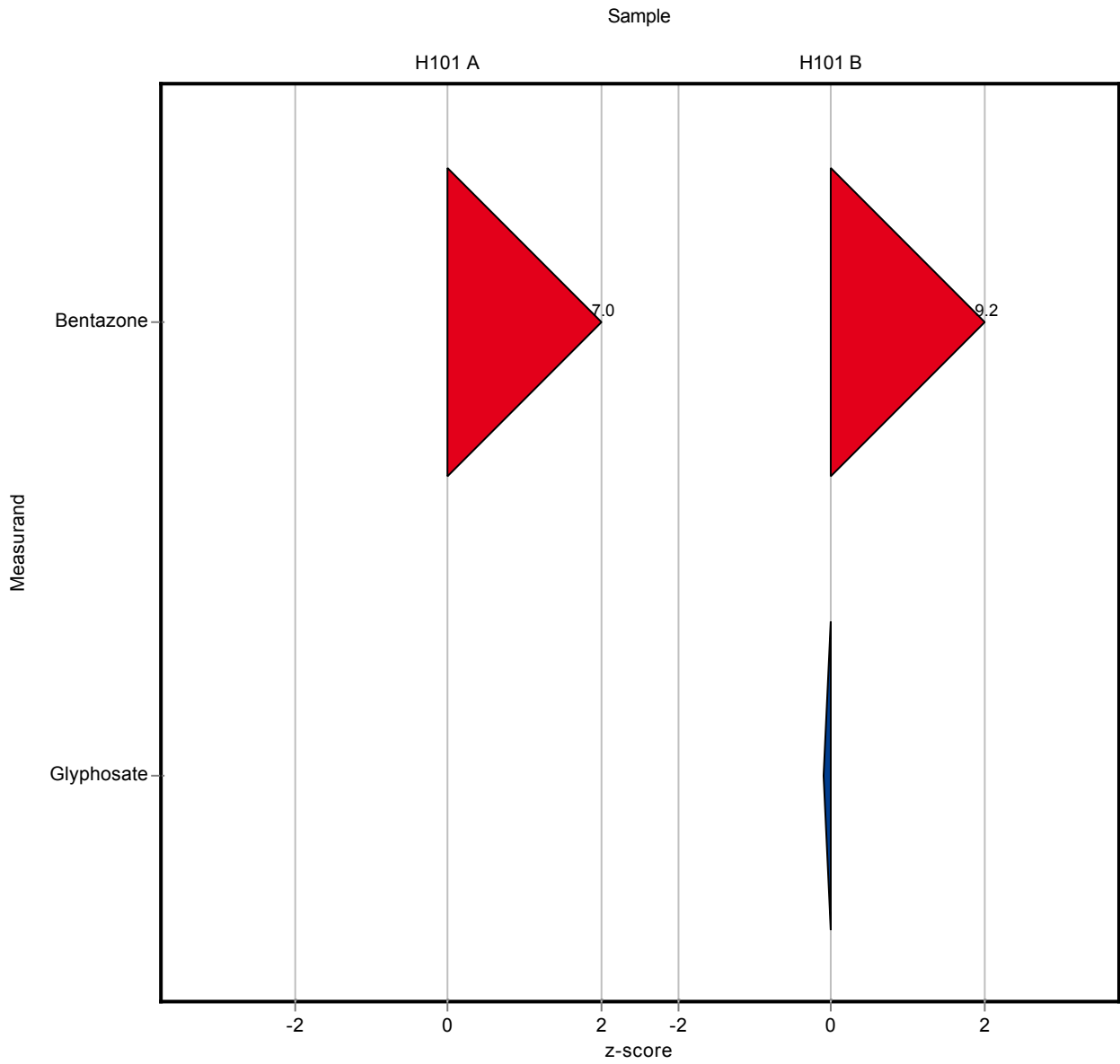
Sample: H101A

Parameter	Unit	Target	± CI(99%)	Result	± U	Criteria	Recovery	z-score
2,4,5-Trichlorophenoxyacetic acid	µg/l	0.409	± 0.0325	-	-	0.0325	-	-
2,4-D (2,4-Dichlorphenoxyaceticacid)	µg/l	0.162	± 0.0222	-	-	0.0234	-	-
Alachlor	µg/l	0.304	± 0.00957	-	-	0.00844	-	-
Alachlor-t-sulfonic acid (Alachlor-ESA)	µg/l	-	± -	-	-	-	-	-
Alachlor-t-acid (Alachlor-OA)	µg/l	-	± -	-	-	-	-	-
AMPA	µg/l	0.161	± 0.0195	-	-	0.0183	-	-
Bentazone	µg/l	0.155	± 0.0214	0.32	0.08	0.0237	207	6.99
Dicamba	µg/l	0.217	± 0.0629	-	-	0.0593	-	-
Dichlorprop	µg/l	0.184	± 0.00836	-	-	0.00788	-	-
Glufosinate	µg/l	0.346	± 0.0328	-	-	0.0268	-	-
Glyphosate	µg/l	-	± -	<0.05 (LOQ)	-	-	-	-
MCPP (Mecoprop)	µg/l	0.122	± 0.0121	-	-	0.014	-	-
Metazachlor	µg/l	-	± -	-	-	-	-	-
Metazachlor ethane sulfonic acid (Metazachlor-ESA)	µg/l	0.893	± 0.183	-	-	0.161	-	-
Metazachlor oxanilic acid (Metazachlor-OA)	µg/l	0.611	± 0.25	-	-	0.221	-	-
Metolachlor	µg/l	-	± -	-	-	-	-	-
s-Metolachlor ethanesulfonic acid (Metolachlor-ESA)	µg/l	0.531	± 0.0455	-	-	0.0401	-	-
s-Metolachlor oxanilic acid (Metolachlor-OA)	µg/l	0.54	± 0.054	-	-	0.0441	-	-

Sample: H101B

Parameter	Unit	Target	± CI(99%)	Result	± U	Criteria	Recovery	z-score
2,4,5-Trichlorophenoxyacetic acid	µg/l	0.299	± 0.035	-	-	0.035	-	-
2,4-D (2,4-Dichlorphenoxyaceticacid)	µg/l	0.301	± 0.0273	-	-	0.0287	-	-
Alachlor	µg/l	0.65	± 0.111	-	-	0.111	-	-
Alachlor-t-sulfonic acid (Alachlor-ESA)	µg/l	-	± -	-	-	-	-	-
Alachlor-t-acid (Alachlor-OA)	µg/l	-	± -	-	-	-	-	-
AMPA	µg/l	1.04	± 0.102	-	-	0.0962	-	-
Bentazone	µg/l	0.248	± 0.0288	0.542	0.136	0.0318	219	9.24

Parameter	Unit	Target ± CI(99%)	Result	± U	Criteria	Recovery	z-score
Dicamba	µg/l	0.889 ± 0.0985	-	-	0.0928	-	-
Dichlorprop	µg/l	0.357 ± 0.0292	-	-	0.0292	-	-
Glufosinate	µg/l	0.202 ± 0.0722	-	-	0.059	-	-
Glyphosate	µg/l	0.543 ± 0.0729	0.536	0.123	0.0729	98.7	-0.10
MCPPP (Mecoprop)	µg/l	0.603 ± 0.0652	-	-	0.0753	-	-
Metazachlor	µg/l	0.415 ± 0.022	-	-	0.0243	-	-
Metazachlor ethane sulfonic acid (Metazachlor-ESA)	µg/l	0.248 ± 0.0172	-	-	0.014	-	-
Metazachlor oxanilic acid (Metazachlor-OA)	µg/l	- ± -	-	-	-	-	-
Metolachlor	µg/l	0.806 ± 0.0958	-	-	0.111	-	-
s-Metolachlor ethanesulfonic acid (Metolachlor-ESA)	µg/l	0.289 ± 0.0319	-	-	0.0282	-	-
s-Metolachlor oxanilic acid (Metolachlor-OA)	µg/l	0.706 ± 0.078	-	-	0.0637	-	-



The following results were achieved:

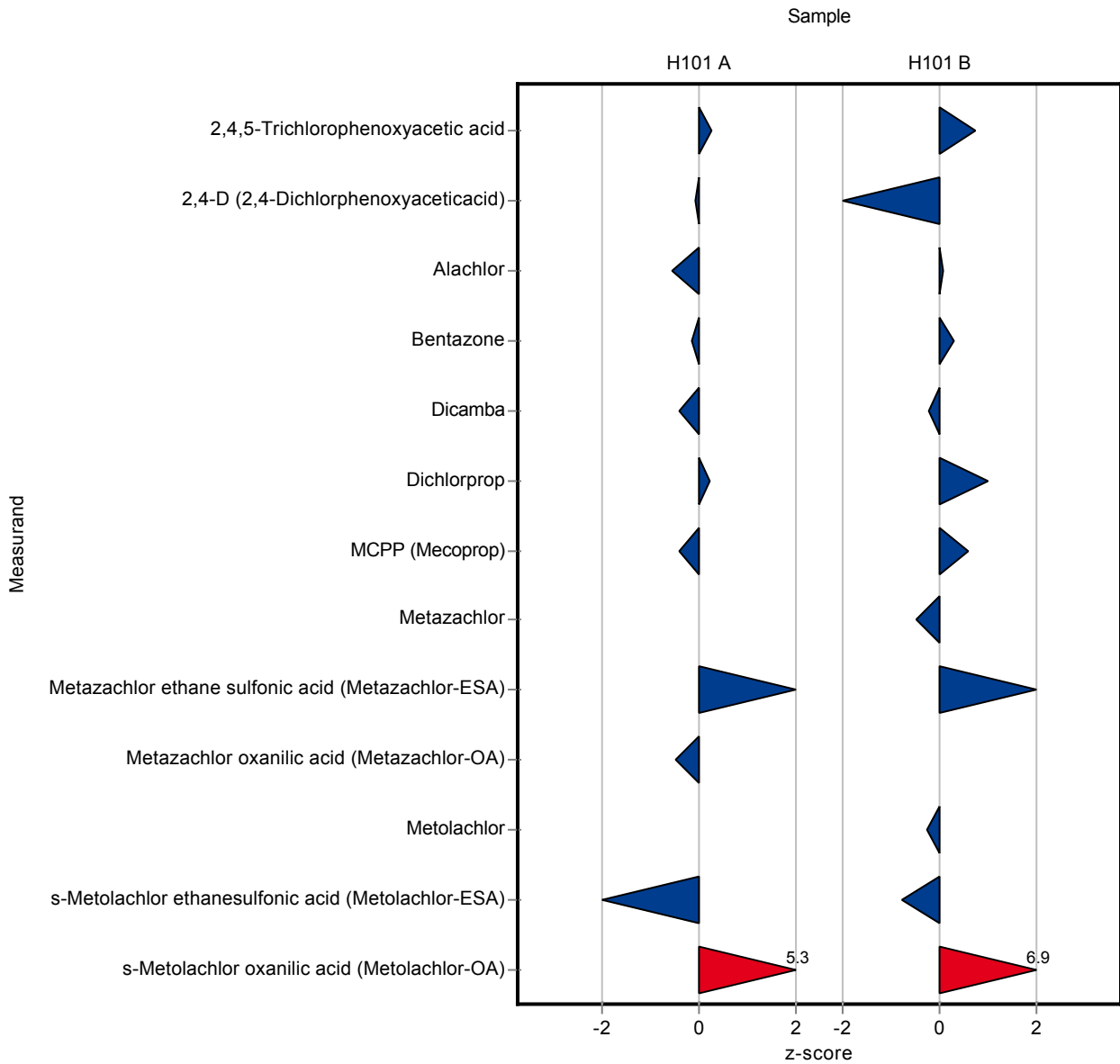
Sample: H101A

Parameter	Unit	Target	± CI(99%)	Result	± U	Criteria	Recovery	z-score
2,4,5-Trichlorophenoxyacetic acid	µg/l	0.409	± 0.0325	0.418	0.0627	0.0325	102	0.26
2,4-D (2,4-Dichlorphenoxyaceticacid)	µg/l	0.162	± 0.0222	0.16	0.024	0.0234	99.1	-0.06
Alachlor	µg/l	0.304	± 0.00957	0.299	0.04485	0.00844	98.5	-0.54
Alachlor-t-sulfonic acid (Alachlor-ESA)	µg/l	-	± -	<0.1 (LOQ)	-	-	-	-
Alachlor-t-acid (Alachlor-OA)	µg/l	-	± -	0.343	0.05145	-	-	-
AMPA	µg/l	0.161	± 0.0195	-	-	0.0183	-	-
Bentazone	µg/l	0.155	± 0.0214	0.151	0.02265	0.0237	97.6	-0.15
Dicamba	µg/l	0.217	± 0.0629	0.194	0.0291	0.0593	89.5	-0.39
Dichlorprop	µg/l	0.184	± 0.00836	0.186	0.0279	0.00788	101	0.24
Glufosinate	µg/l	0.346	± 0.0328	-	-	0.0268	-	-
Glyphosate	µg/l	-	± -	-	-	-	-	-
MCPP (Mecoprop)	µg/l	0.122	± 0.0121	0.116	0.0174	0.014	95.4	-0.40
Metazachlor	µg/l	-	± -	<0.03 (LOQ)	-	-	-	-
Metazachlor ethane sulfonic acid (Metazachlor-ESA)	µg/l	0.893	± 0.183	1.073	0.16095	0.161	120	1.11
Metazachlor oxanilic acid (Metazachlor-OA)	µg/l	0.611	± 0.25	0.504	0.0756	0.221	82.5	-0.48
Metolachlor	µg/l	-	± -	<0.03 (LOQ)	-	-	-	-
s-Metolachlor ethanesulfonic acid (Metolachlor-ESA)	µg/l	0.531	± 0.0455	0.464	0.0696	0.0401	87.3	-1.68
s-Metolachlor oxanilic acid (Metolachlor-OA)	µg/l	0.54	± 0.054	0.775	0.11625	0.0441	144	5.34

Sample: H101B

Parameter	Unit	Target	± CI(99%)	Result	± U	Criteria	Recovery	z-score
2,4,5-Trichlorophenoxyacetic acid	µg/l	0.299	± 0.035	0.325	0.04875	0.035	109	0.74
2,4-D (2,4-Dichlorphenoxyaceticacid)	µg/l	0.301	± 0.0273	0.249	0.03735	0.0287	82.7	-1.81
Alachlor	µg/l	0.65	± 0.111	0.658	0.0987	0.111	101	0.07
Alachlor-t-sulfonic acid (Alachlor-ESA)	µg/l	-	± -	0.42	0.063	-	-	-
Alachlor-t-acid (Alachlor-OA)	µg/l	-	± -	<0.1 (LOQ)	-	-	-	-
AMPA	µg/l	1.04	± 0.102	-	-	0.0962	-	-
Bentazone	µg/l	0.248	± 0.0288	0.257	0.03855	0.0318	104	0.29

Parameter	Unit	Target ± CI(99%)	Result	± U	Criteria	Recovery	z-score
Dicamba	µg/l	0.889 ± 0.0985	0.868	0.1302	0.0928	97.7	-0.22
Dichlorprop	µg/l	0.357 ± 0.0292	0.386	0.0579	0.0292	108	0.99
Glufosinate	µg/l	0.202 ± 0.0722	-	-	0.059	-	-
Glyphosate	µg/l	0.543 ± 0.0729	-	-	0.0729	-	-
MCPPP (Mecoprop)	µg/l	0.603 ± 0.0652	0.648	0.0972	0.0753	108	0.60
Metazachlor	µg/l	0.415 ± 0.022	0.403	0.06045	0.0243	97.1	-0.50
Metazachlor ethane sulfonic acid (Metazachlor-ESA)	µg/l	0.248 ± 0.0172	0.273	0.04095	0.014	110	1.76
Metazachlor oxanilic acid (Metazachlor-OA)	µg/l	- ± -	<0.1 (LOQ)	-	-	-	-
Metolachlor	µg/l	0.806 ± 0.0958	0.778	0.1167	0.111	96.6	-0.25
s-Metolachlor ethanesulfonic acid (Metolachlor-ESA)	µg/l	0.289 ± 0.0319	0.267	0.04005	0.0282	92.3	-0.79
s-Metolachlor oxanilic acid (Metolachlor-OA)	µg/l	0.706 ± 0.078	1.145	0.17175	0.0637	162	6.89



The following results were achieved:

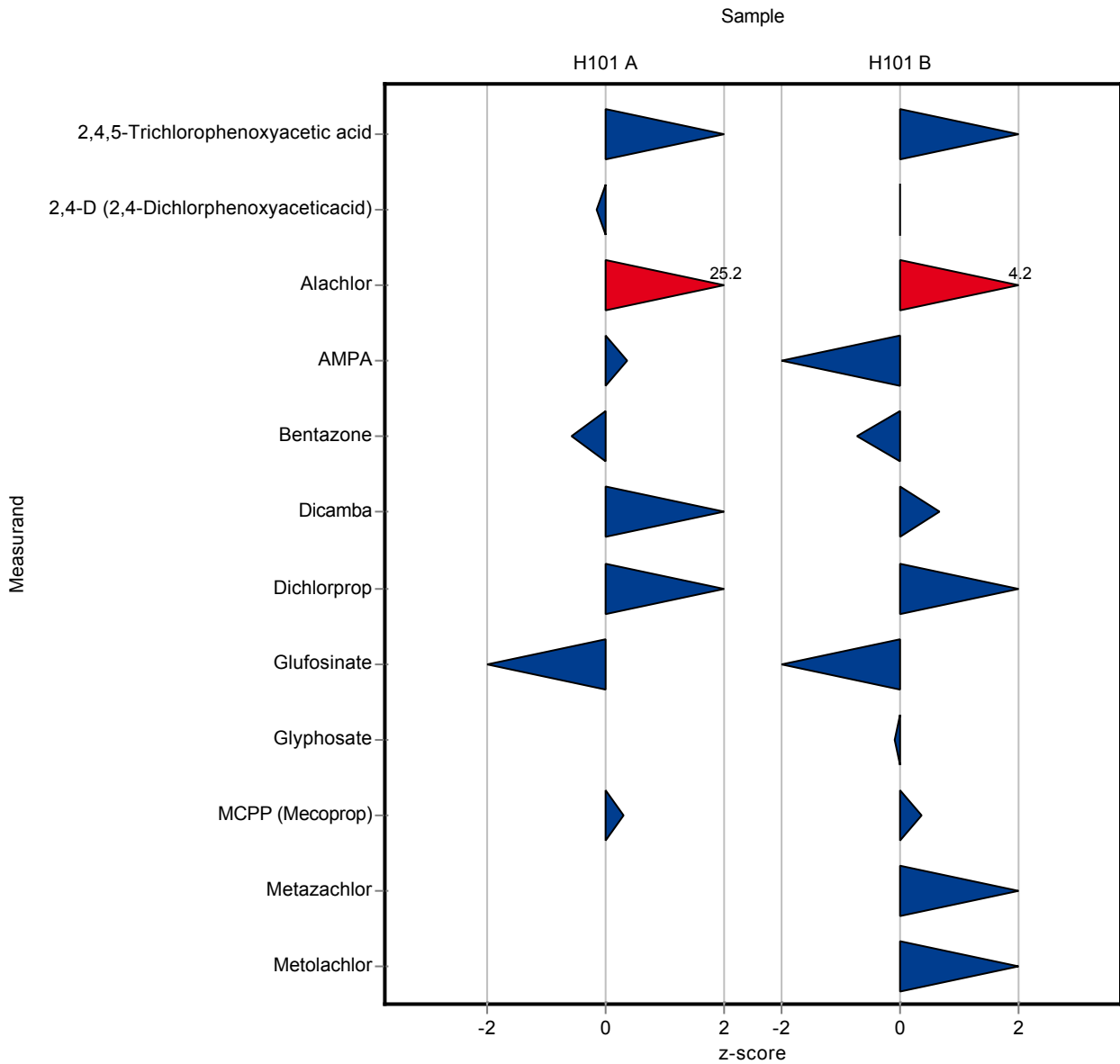
Sample: H101A

Parameter	Unit	Target	± CI(99%)	Result	± U	Criteria	Recovery	z-score
2,4,5-Trichlorophenoxyacetic acid	µg/l	0.409	± 0.0325	0.462	0.092	0.0325	113	1.62
2,4-D (2,4-Dichlorphenoxyaceticacid)	µg/l	0.162	± 0.0222	0.158	0.032	0.0234	97.8	-0.15
Alachlor	µg/l	0.304	± 0.00957	0.516	0.103	0.00844	170	25.20
Alachlor-t-sulfonic acid (Alachlor-ESA)	µg/l	-	± -	-	-	-	-	-
Alachlor-t-acid (Alachlor-OA)	µg/l	-	± -	-	-	-	-	-
AMPA	µg/l	0.161	± 0.0195	0.168	0.034	0.0183	104	0.38
Bentazone	µg/l	0.155	± 0.0214	0.141	0.028	0.0237	91.2	-0.58
Dicamba	µg/l	0.217	± 0.0629	0.317	0.063	0.0593	146	1.69
Dichlorprop	µg/l	0.184	± 0.00836	0.194	0.039	0.00788	105	1.25
Glufosinate	µg/l	0.346	± 0.0328	0.299	0.06	0.0268	86.5	-1.74
Glyphosate	µg/l	-	± -	<0.01 (LOQ)	-	-	-	-
MCPP (Mecoprop)	µg/l	0.122	± 0.0121	0.126	0.025	0.014	104	0.32
Metazachlor	µg/l	-	± -	<0.01 (LOQ)	-	-	-	-
Metazachlor ethane sulfonic acid (Metazachlor-ESA)	µg/l	0.893	± 0.183	-	-	0.161	-	-
Metazachlor oxanilic acid (Metazachlor-OA)	µg/l	0.611	± 0.25	-	-	0.221	-	-
Metolachlor	µg/l	-	± -	<0.01 (LOQ)	-	-	-	-
s-Metolachlor ethanesulfonic acid (Metolachlor-ESA)	µg/l	0.531	± 0.0455	-	-	0.0401	-	-
s-Metolachlor oxanilic acid (Metolachlor-OA)	µg/l	0.54	± 0.054	-	-	0.0441	-	-

Sample: H101B

Parameter	Unit	Target	± CI(99%)	Result	± U	Criteria	Recovery	z-score
2,4,5-Trichlorophenoxyacetic acid	µg/l	0.299	± 0.035	0.336	0.067	0.035	112	1.06
2,4-D (2,4-Dichlorphenoxyaceticacid)	µg/l	0.301	± 0.0273	0.301	0.06	0.0287	100	0.00
Alachlor	µg/l	0.65	± 0.111	1.116	0.223	0.111	172	4.19
Alachlor-t-sulfonic acid (Alachlor-ESA)	µg/l	-	± -	-	-	-	-	-
Alachlor-t-acid (Alachlor-OA)	µg/l	-	± -	-	-	-	-	-
AMPA	µg/l	1.04	± 0.102	0.917	0.183	0.0962	88.4	-1.25
Bentazone	µg/l	0.248	± 0.0288	0.225	0.045	0.0318	90.8	-0.72

Parameter	Unit	Target ± CI(99%)	Result	± U	Criteria	Recovery	z-score
Dicamba	µg/l	0.889 ± 0.0985	0.951	0.19	0.0928	107	0.67
Dichlorprop	µg/l	0.357 ± 0.0292	0.389	0.078	0.0292	109	1.09
Glufosinate	µg/l	0.202 ± 0.0722	0.105	0.021	0.059	52.1	-1.64
Glyphosate	µg/l	0.543 ± 0.0729	0.536	0.107	0.0729	98.7	-0.10
MCPP (Mecoprop)	µg/l	0.603 ± 0.0652	0.629	0.126	0.0753	104	0.35
Metazachlor	µg/l	0.415 ± 0.022	0.44	0.088	0.0243	106	1.03
Metazachlor ethane sulfonic acid (Metazachlor-ESA)	µg/l	0.248 ± 0.0172	-	-	0.014	-	-
Metazachlor oxanilic acid (Metazachlor-OA)	µg/l	- ± -	-	-	-	-	-
Metolachlor	µg/l	0.806 ± 0.0958	0.948	0.19	0.111	118	1.29
s-Metolachlor ethanesulfonic acid (Metolachlor-ESA)	µg/l	0.289 ± 0.0319	-	-	0.0282	-	-
s-Metolachlor oxanilic acid (Metolachlor-OA)	µg/l	0.706 ± 0.078	-	-	0.0637	-	-



The following results were achieved:

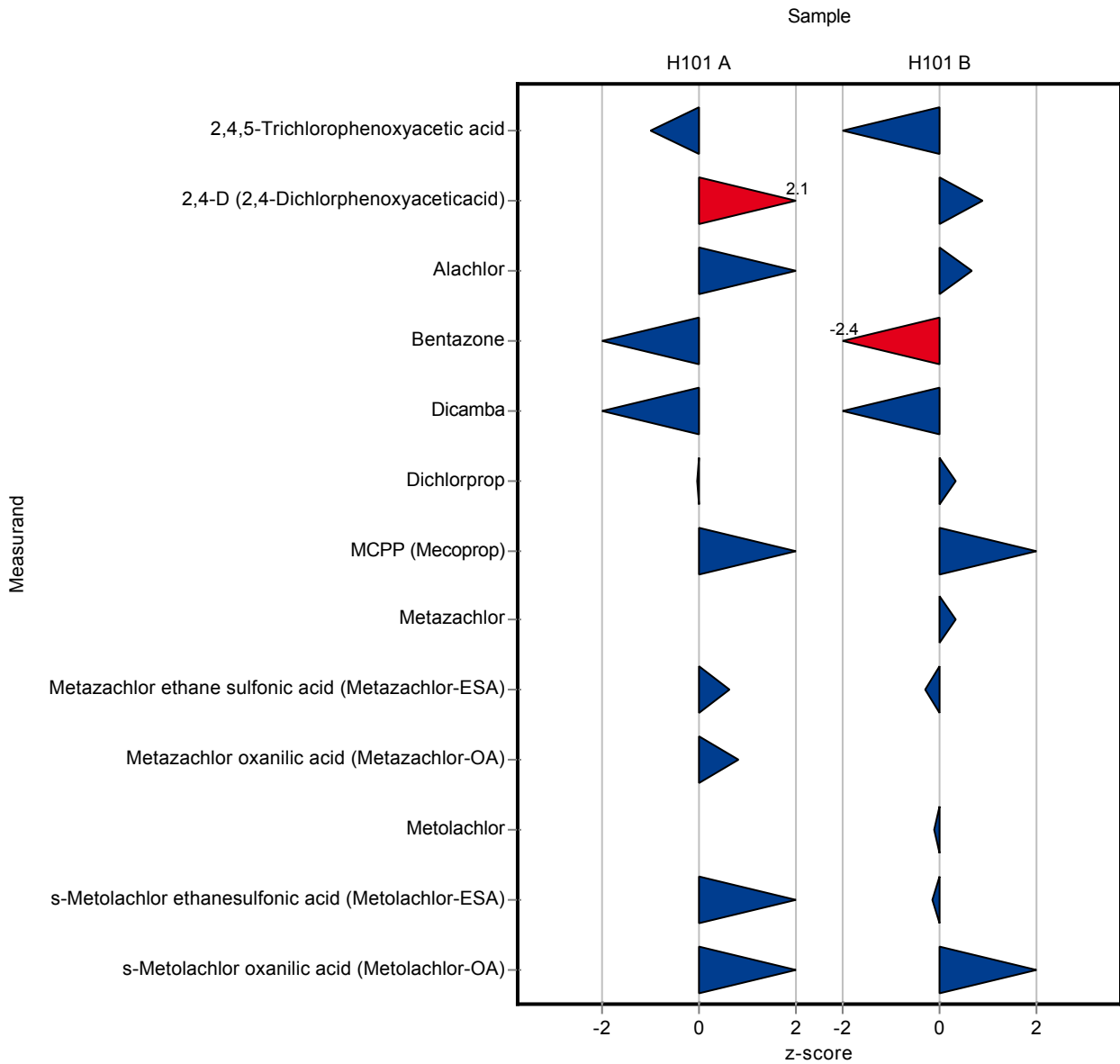
Sample: H101A

Parameter	Unit	Target	± CI(99%)	Result	± U	Criteria	Recovery	z-score
2,4,5-Trichlorophenoxyacetic acid	µg/l	0.409	± 0.0325	0.377	0.075	0.0325	92.1	-1.00
2,4-D (2,4-Dichlorphenoxyaceticacid)	µg/l	0.162	± 0.0222	0.21	0.042	0.0234	130	2.08
Alachlor	µg/l	0.304	± 0.00957	0.315	0.063	0.00844	104	1.35
Alachlor-t-sulfonic acid (Alachlor-ESA)	µg/l	-	± -	-	-	-	-	-
Alachlor-t-acid (Alachlor-OA)	µg/l	-	± -	0.442	0.088	-	-	-
AMPA	µg/l	0.161	± 0.0195	-	-	0.0183	-	-
Bentazone	µg/l	0.155	± 0.0214	0.109	0.022	0.0237	70.5	-1.93
Dicamba	µg/l	0.217	± 0.0629	0.107	0.021	0.0593	49.3	-1.85
Dichlorprop	µg/l	0.184	± 0.00836	0.184	0.037	0.00788	99.9	-0.02
Glufosinate	µg/l	0.346	± 0.0328	-	-	0.0268	-	-
Glyphosate	µg/l	-	± -	-	-	-	-	-
MCPP (Mecoprop)	µg/l	0.122	± 0.0121	0.136	0.027	0.014	112	1.03
Metazachlor	µg/l	-	± -	<0.01 (LOQ)	-	-	-	-
Metazachlor ethane sulfonic acid (Metazachlor-ESA)	µg/l	0.893	± 0.183	0.997	0.199	0.161	112	0.64
Metazachlor oxanilic acid (Metazachlor-OA)	µg/l	0.611	± 0.25	0.795	0.159	0.221	130	0.83
Metolachlor	µg/l	-	± -	<0.01 (LOQ)	-	-	-	-
s-Metolachlor ethanesulfonic acid (Metolachlor-ESA)	µg/l	0.531	± 0.0455	0.591	0.118	0.0401	111	1.48
s-Metolachlor oxanilic acid (Metolachlor-OA)	µg/l	0.54	± 0.054	0.616	0.123	0.0441	114	1.73

Sample: H101B

Parameter	Unit	Target	± CI(99%)	Result	± U	Criteria	Recovery	z-score
2,4,5-Trichlorophenoxyacetic acid	µg/l	0.299	± 0.035	0.246	0.049	0.035	82.3	-1.51
2,4-D (2,4-Dichlorphenoxyaceticacid)	µg/l	0.301	± 0.0273	0.326	0.065	0.0287	108	0.87
Alachlor	µg/l	0.65	± 0.111	0.724	0.145	0.111	111	0.66
Alachlor-t-sulfonic acid (Alachlor-ESA)	µg/l	-	± -	-	-	-	-	-
Alachlor-t-acid (Alachlor-OA)	µg/l	-	± -	0.074	0.015	-	-	-
AMPA	µg/l	1.04	± 0.102	-	-	0.0962	-	-
Bentazone	µg/l	0.248	± 0.0288	0.17	0.034	0.0318	68.6	-2.45

Parameter	Unit	Target ± CI(99%)	Result	± U	Criteria	Recovery	z-score
Dicamba	µg/l	0.889 ± 0.0985	0.772	0.154	0.0928	86.9	-1.26
Dichlorprop	µg/l	0.357 ± 0.0292	0.367	0.073	0.0292	103	0.34
Glufosinate	µg/l	0.202 ± 0.0722	-	-	0.059	-	-
Glyphosate	µg/l	0.543 ± 0.0729	-	-	0.0729	-	-
MCPP (Mecoprop)	µg/l	0.603 ± 0.0652	0.695	0.139	0.0753	115	1.23
Metazachlor	µg/l	0.415 ± 0.022	0.423	0.085	0.0243	102	0.33
Metazachlor ethane sulfonic acid (Metazachlor-ESA)	µg/l	0.248 ± 0.0172	0.244	0.049	0.014	98.3	-0.31
Metazachlor oxanilic acid (Metazachlor-OA)	µg/l	- ± -	<0.01 (LOQ)	-	-	-	-
Metolachlor	µg/l	0.806 ± 0.0958	0.794	0.159	0.111	98.6	-0.10
s-Metolachlor ethanesulfonic acid (Metolachlor-ESA)	µg/l	0.289 ± 0.0319	0.285	0.057	0.0282	98.5	-0.15
s-Metolachlor oxanilic acid (Metolachlor-OA)	µg/l	0.706 ± 0.078	0.833	0.167	0.0637	118	2.00



The following results were achieved:

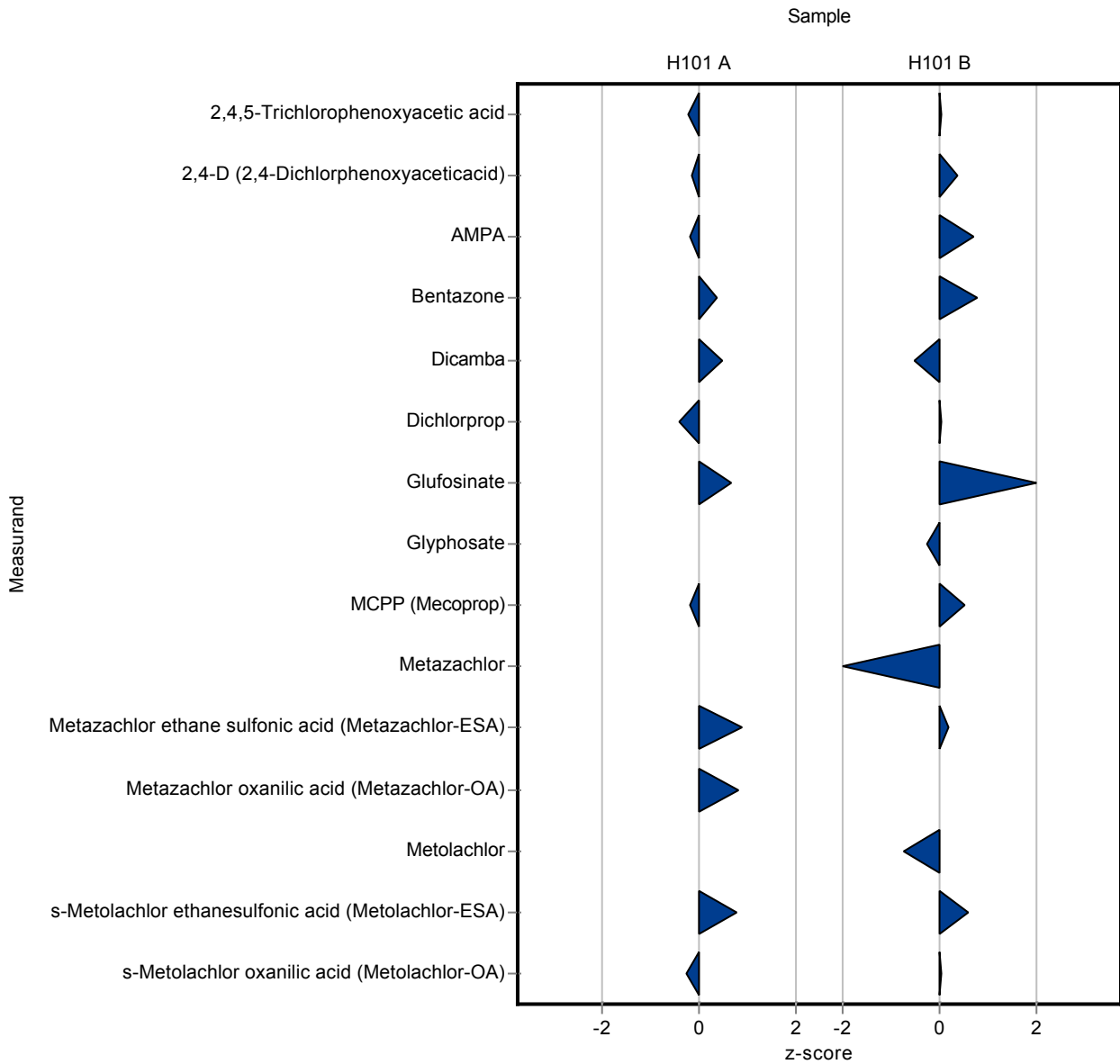
Sample: H101A

Parameter	Unit	Target	± CI(99%)	Result	± U	Criteria	Recovery	z-score
2,4,5-Trichlorophenoxyacetic acid	µg/l	0.409	± 0.0325	0.403	0.129	0.0325	98.4	-0.20
2,4-D (2,4-Dichlorphenoxyaceticacid)	µg/l	0.162	± 0.0222	0.158	0.032	0.0234	97.8	-0.15
Alachlor	µg/l	0.304	± 0.00957	-	-	0.00844	-	-
Alachlor-t-sulfonic acid (Alachlor-ESA)	µg/l	-	± -	-	-	-	-	-
Alachlor-t-acid (Alachlor-OA)	µg/l	-	± -	0.401	0.06	-	-	-
AMPA	µg/l	0.161	± 0.0195	0.158	0.058	0.0183	98.1	-0.17
Bentazone	µg/l	0.155	± 0.0214	0.164	0.043	0.0237	106	0.40
Dicamba	µg/l	0.217	± 0.0629	0.246	0.054	0.0593	113	0.49
Dichlorprop	µg/l	0.184	± 0.00836	0.181	0.027	0.00788	98.3	-0.40
Glufosinate	µg/l	0.346	± 0.0328	0.364	0.058	0.0268	105	0.69
Glyphosate	µg/l	-	± -	<0.005	-	-	-	-
MCPPP (Mecoprop)	µg/l	0.122	± 0.0121	0.119	0.02	0.014	97.9	-0.18
Metazachlor	µg/l	-	± -	<0.005	-	-	-	-
Metazachlor ethane sulfonic acid (Metazachlor-ESA)	µg/l	0.893	± 0.183	1.038	0.156	0.161	116	0.90
Metazachlor oxanilic acid (Metazachlor-OA)	µg/l	0.611	± 0.25	0.792	0.135	0.221	130	0.82
Metolachlor	µg/l	-	± -	<0.005	-	-	-	-
s-Metolachlor ethanesulfonic acid (Metolachlor-ESA)	µg/l	0.531	± 0.0455	0.563	0.079	0.0401	106	0.79
s-Metolachlor oxanilic acid (Metolachlor-OA)	µg/l	0.54	± 0.054	0.528	0.137	0.0441	97.8	-0.27

Sample: H101B

Parameter	Unit	Target	± CI(99%)	Result	± U	Criteria	Recovery	z-score
2,4,5-Trichlorophenoxyacetic acid	µg/l	0.299	± 0.035	0.3	0.096	0.035	100	0.03
2,4-D (2,4-Dichlorphenoxyaceticacid)	µg/l	0.301	± 0.0273	0.312	0.062	0.0287	104	0.38
Alachlor	µg/l	0.65	± 0.111	-	-	0.111	-	-
Alachlor-t-sulfonic acid (Alachlor-ESA)	µg/l	-	± -	-	-	-	-	-
Alachlor-t-acid (Alachlor-OA)	µg/l	-	± -	0.077	0.011	-	-	-
AMPA	µg/l	1.04	± 0.102	1.106	0.409	0.0962	107	0.71
Bentazone	µg/l	0.248	± 0.0288	0.273	0.071	0.0318	110	0.79

Parameter	Unit	Target ± CI(99%)	Result	± U	Criteria	Recovery	z-score
Dicamba	µg/l	0.889 ± 0.0985	0.839	0.185	0.0928	94.4	-0.54
Dichlorprop	µg/l	0.357 ± 0.0292	0.358	0.054	0.0292	100	0.03
Glufosinate	µg/l	0.202 ± 0.0722	0.273	0.044	0.059	135	1.21
Glyphosate	µg/l	0.543 ± 0.0729	0.524	0.089	0.0729	96.5	-0.26
MCPP (Mecoprop)	µg/l	0.603 ± 0.0652	0.641	0.109	0.0753	106	0.51
Metazachlor	µg/l	0.415 ± 0.022	0.378	0.087	0.0243	91.1	-1.53
Metazachlor ethane sulfonic acid (Metazachlor-ESA)	µg/l	0.248 ± 0.0172	0.251	0.038	0.014	101	0.19
Metazachlor oxanilic acid (Metazachlor-OA)	µg/l	- ± -	<0.005	-	-	-	-
Metolachlor	µg/l	0.806 ± 0.0958	0.723	0.123	0.111	89.7	-0.75
s-Metolachlor ethanesulfonic acid (Metolachlor-ESA)	µg/l	0.289 ± 0.0319	0.306	0.043	0.0282	106	0.59
s-Metolachlor oxanilic acid (Metolachlor-OA)	µg/l	0.706 ± 0.078	0.707	0.184	0.0637	100	0.02



The following results were achieved:

Sample: H101A

Parameter	Unit	Target ± CI(99%)	Result	± U	Criteria	Recovery	z-score
2,4,5-Trichlorophenoxyacetic acid	µg/l	0.409 ± 0.0325	-	-	0.0325	-	-
2,4-D (2,4-Dichlorphenoxyaceticacid)	µg/l	0.162 ± 0.0222	-	-	0.0234	-	-
Alachlor	µg/l	0.304 ± 0.00957	-	-	0.00844	-	-
Alachlor-t-sulfonic acid (Alachlor-ESA)	µg/l	- ± -	-	-	-	-	-
Alachlor-t-acid (Alachlor-OA)	µg/l	- ± -	-	-	-	-	-
AMPA	µg/l	0.161 ± 0.0195	-	-	0.0183	-	-
Bentazone	µg/l	0.155 ± 0.0214	-	-	0.0237	-	-
Dicamba	µg/l	0.217 ± 0.0629	-	-	0.0593	-	-
Dichlorprop	µg/l	0.184 ± 0.00836	-	-	0.00788	-	-
Glufosinate	µg/l	0.346 ± 0.0328	-	-	0.0268	-	-
Glyphosate	µg/l	- ± -	-	-	-	-	-
MCPPP (Mecoprop)	µg/l	0.122 ± 0.0121	-	-	0.014	-	-
Metazachlor	µg/l	- ± -	-	-	-	-	-
Metazachlor ethane sulfonic acid (Metazachlor-ESA)	µg/l	0.893 ± 0.183	-	-	0.161	-	-
Metazachlor oxanilic acid (Metazachlor-OA)	µg/l	0.611 ± 0.25	-	-	0.221	-	-
Metolachlor	µg/l	- ± -	-	-	-	-	-
s-Metolachlor ethanesulfonic acid (Metolachlor-ESA)	µg/l	0.531 ± 0.0455	-	-	0.0401	-	-
s-Metolachlor oxanilic acid (Metolachlor-OA)	µg/l	0.54 ± 0.054	-	-	0.0441	-	-

Sample: H101B

Parameter	Unit	Target ± CI(99%)	Result	± U	Criteria	Recovery	z-score
2,4,5-Trichlorophenoxyacetic acid	µg/l	0.299 ± 0.035	-	-	0.035	-	-
2,4-D (2,4-Dichlorphenoxyaceticacid)	µg/l	0.301 ± 0.0273	-	-	0.0287	-	-
Alachlor	µg/l	0.65 ± 0.111	-	-	0.111	-	-
Alachlor-t-sulfonic acid (Alachlor-ESA)	µg/l	- ± -	-	-	-	-	-
Alachlor-t-acid (Alachlor-OA)	µg/l	- ± -	-	-	-	-	-
AMPA	µg/l	1.04 ± 0.102	-	-	0.0962	-	-
Bentazone	µg/l	0.248 ± 0.0288	-	-	0.0318	-	-

Parameter	Unit	Target ± CI(99%)	Result	± U	Criteria	Recovery	z-score
Dicamba	µg/l	0.889 ± 0.0985	-	-	0.0928	-	-
Dichlorprop	µg/l	0.357 ± 0.0292	-	-	0.0292	-	-
Glufosinate	µg/l	0.202 ± 0.0722	-	-	0.059	-	-
Glyphosate	µg/l	0.543 ± 0.0729	-	-	0.0729	-	-
MCPPP (Mecoprop)	µg/l	0.603 ± 0.0652	-	-	0.0753	-	-
Metazachlor	µg/l	0.415 ± 0.022	-	-	0.0243	-	-
Metazachlor ethane sulfonic acid (Metazachlor-ESA)	µg/l	0.248 ± 0.0172	-	-	0.014	-	-
Metazachlor oxanilic acid (Metazachlor-OA)	µg/l	- ± -	-	-	-	-	-
Metolachlor	µg/l	0.806 ± 0.0958	-	-	0.111	-	-
s-Metolachlor ethanesulfonic acid (Metolachlor-ESA)	µg/l	0.289 ± 0.0319	-	-	0.0282	-	-
s-Metolachlor oxanilic acid (Metolachlor-OA)	µg/l	0.706 ± 0.078	-	-	0.0637	-	-

The following results were achieved:

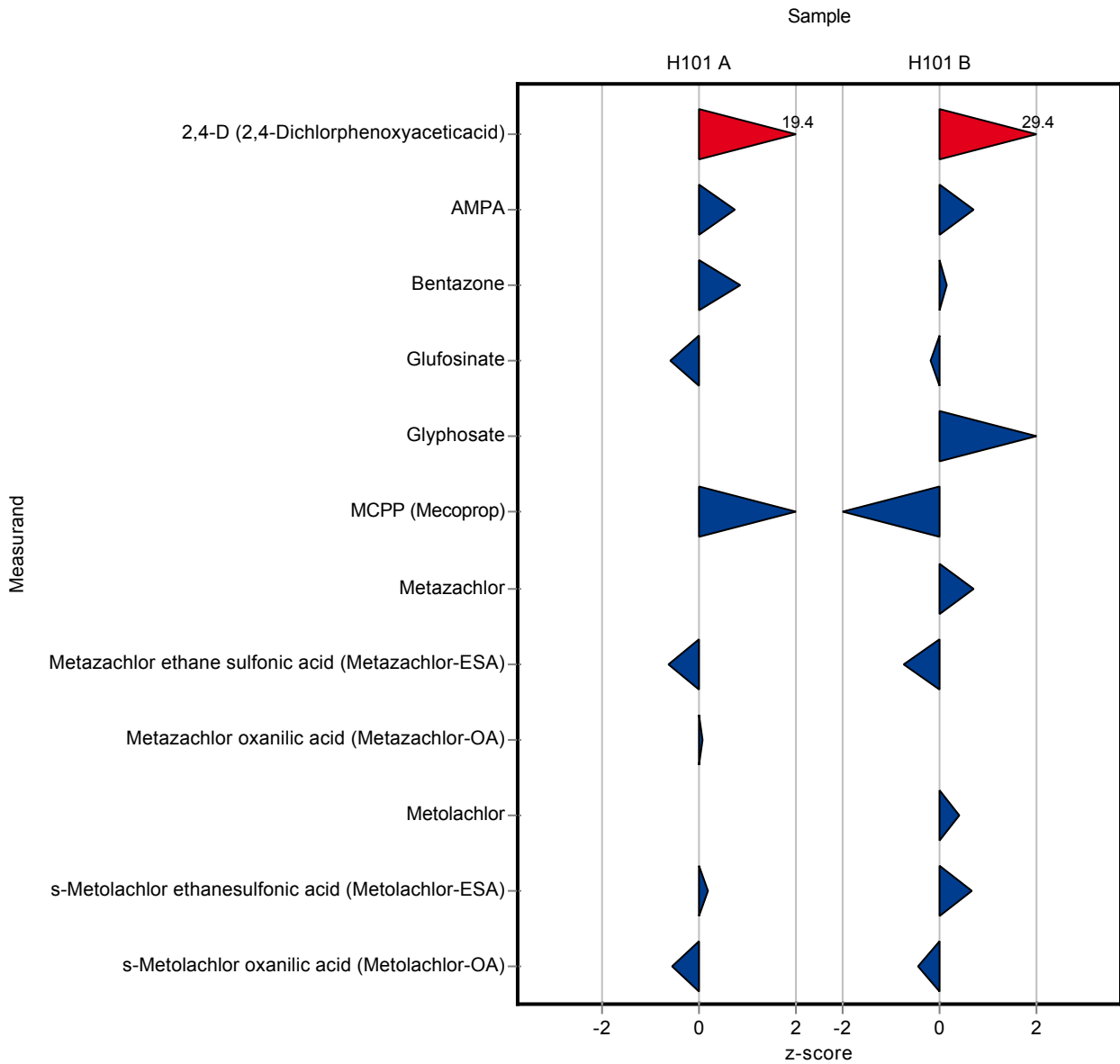
Sample: H101A

Parameter	Unit	Target	± CI(99%)	Result	± U	Criteria	Recovery	z-score
2,4,5-Trichlorophenoxyacetic acid	µg/l	0.409	± 0.0325	-	-	0.0325	-	-
2,4-D (2,4-Dichlorphenoxyaceticacid)	µg/l	0.162	± 0.0222	0.614	0.058	0.0234	380	19.40
Alachlor	µg/l	0.304	± 0.00957	-	-	0.00844	-	-
Alachlor-t-sulfonic acid (Alachlor-ESA)	µg/l	-	± -	-	-	-	-	-
Alachlor-t-acid (Alachlor-OA)	µg/l	-	± -	-	-	-	-	-
AMPA	µg/l	0.161	± 0.0195	0.175	0.017	0.0183	109	0.76
Bentazone	µg/l	0.155	± 0.0214	0.175	0.012	0.0237	113	0.86
Dicamba	µg/l	0.217	± 0.0629	-	-	0.0593	-	-
Dichlorprop	µg/l	0.184	± 0.00836	-	-	0.00788	-	-
Glufosinate	µg/l	0.346	± 0.0328	0.33	0.016	0.0268	95.5	-0.58
Glyphosate	µg/l	-	± -	<0.00464	-	-	-	-
MCPPP (Mecoprop)	µg/l	0.122	± 0.0121	0.139	0.01	0.014	114	1.25
Metazachlor	µg/l	-	± -	-	-	-	-	-
Metazachlor ethane sulfonic acid (Metazachlor-ESA)	µg/l	0.893	± 0.183	0.793	0.072	0.161	88.8	-0.62
Metazachlor oxanilic acid (Metazachlor-OA)	µg/l	0.611	± 0.25	0.632	0.043	0.221	103	0.09
Metolachlor	µg/l	-	± -	-	-	-	-	-
s-Metolachlor ethanesulfonic acid (Metolachlor-ESA)	µg/l	0.531	± 0.0455	0.539	0.041	0.0401	101	0.19
s-Metolachlor oxanilic acid (Metolachlor-OA)	µg/l	0.54	± 0.054	0.515	0.033	0.0441	95.4	-0.56

Sample: H101B

Parameter	Unit	Target	± CI(99%)	Result	± U	Criteria	Recovery	z-score
2,4,5-Trichlorophenoxyacetic acid	µg/l	0.299	± 0.035	-	-	0.035	-	-
2,4-D (2,4-Dichlorphenoxyaceticacid)	µg/l	0.301	± 0.0273	1.146	0.005	0.0287	381	29.40
Alachlor	µg/l	0.65	± 0.111	-	-	0.111	-	-
Alachlor-t-sulfonic acid (Alachlor-ESA)	µg/l	-	± -	-	-	-	-	-
Alachlor-t-acid (Alachlor-OA)	µg/l	-	± -	-	-	-	-	-
AMPA	µg/l	1.04	± 0.102	1.105	0.021	0.0962	107	0.70
Bentazone	µg/l	0.248	± 0.0288	0.252	0.003	0.0318	102	0.13

Parameter	Unit	Target ± CI(99%)	Result	± U	Criteria	Recovery	z-score
Dicamba	µg/l	0.889 ± 0.0985	-	-	0.0928	-	-
Dichlorprop	µg/l	0.357 ± 0.0292	-	-	0.0292	-	-
Glufosinate	µg/l	0.202 ± 0.0722	0.189	0.018	0.059	93.8	-0.21
Glyphosate	µg/l	0.543 ± 0.0729	0.677	0.087	0.0729	125	1.84
MCPP (Mecoprop)	µg/l	0.603 ± 0.0652	0.453	0.014	0.0753	75.2	-1.98
Metazachlor	µg/l	0.415 ± 0.022	0.432	0.045	0.0243	104	0.70
Metazachlor ethane sulfonic acid (Metazachlor-ESA)	µg/l	0.248 ± 0.0172	0.238	0.007	0.014	95.8	-0.74
Metazachlor oxanilic acid (Metazachlor-OA)	µg/l	- ± -	0.003	0.0002	-	-	-
Metolachlor	µg/l	0.806 ± 0.0958	0.849	0.045	0.111	105	0.39
s-Metolachlor ethanesulfonic acid (Metolachlor-ESA)	µg/l	0.289 ± 0.0319	0.308	0.004	0.0282	106	0.66
s-Metolachlor oxanilic acid (Metolachlor-OA)	µg/l	0.706 ± 0.078	0.677	0.016	0.0637	95.9	-0.45



The following results were achieved:

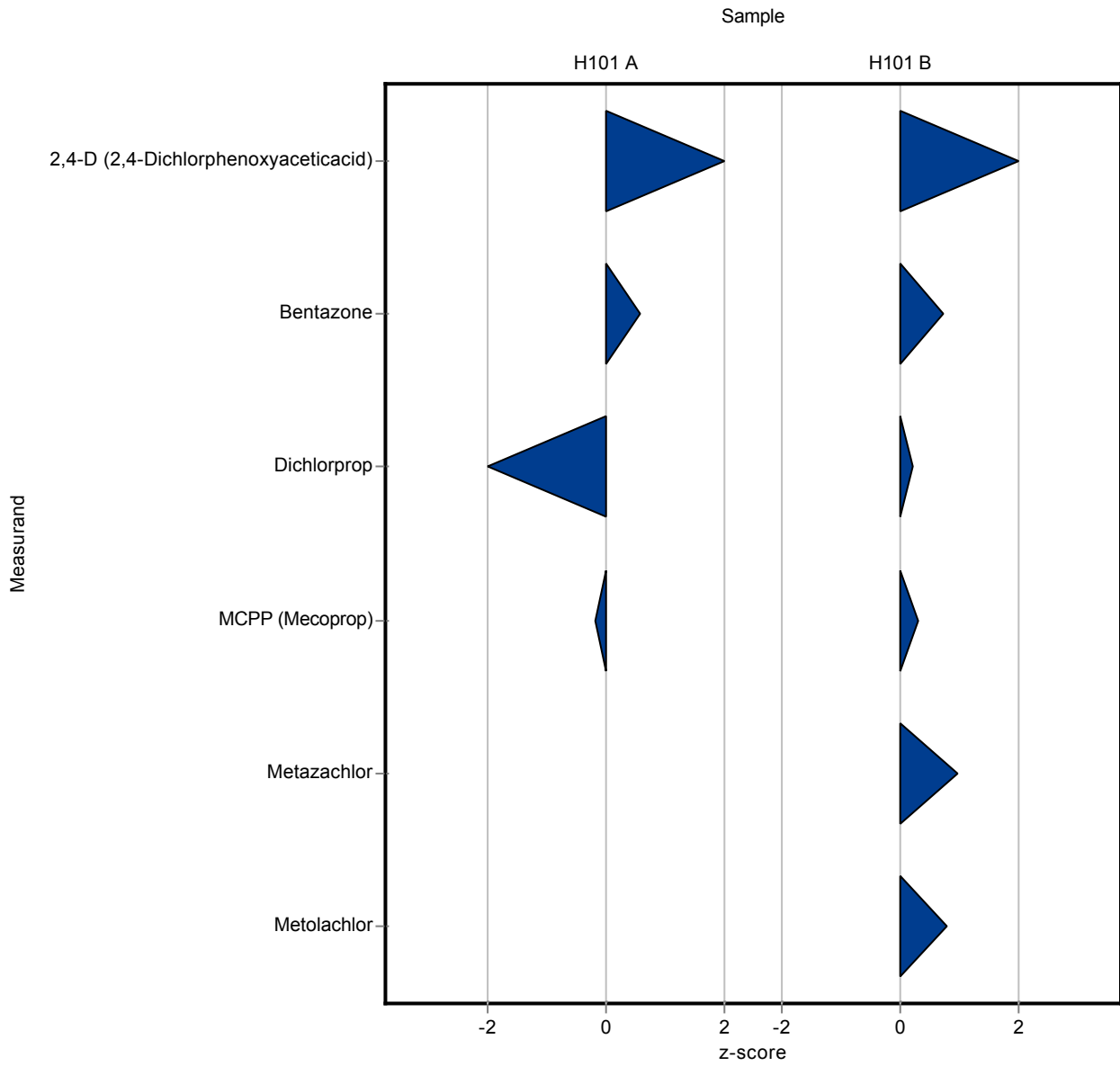
Sample: H101A

Parameter	Unit	Target	± CI(99%)	Result	± U	Criteria	Recovery	z-score
2,4,5-Trichlorophenoxyacetic acid	µg/l	0.409	± 0.0325	-	-	0.0325	-	-
2,4-D (2,4-Dichlorphenoxyaceticacid)	µg/l	0.162	± 0.0222	0.193	0.029	0.0234	120	1.35
Alachlor	µg/l	0.304	± 0.00957	-	-	0.00844	-	-
Alachlor-t-sulfonic acid (Alachlor-ESA)	µg/l	-	± -	-	-	-	-	-
Alachlor-t-acid (Alachlor-OA)	µg/l	-	± -	-	-	-	-	-
AMPA	µg/l	0.161	± 0.0195	-	-	0.0183	-	-
Bentazone	µg/l	0.155	± 0.0214	0.168	0.025	0.0237	109	0.56
Dicamba	µg/l	0.217	± 0.0629	-	-	0.0593	-	-
Dichlorprop	µg/l	0.184	± 0.00836	0.176	0.026	0.00788	95.6	-1.03
Glufosinate	µg/l	0.346	± 0.0328	-	-	0.0268	-	-
Glyphosate	µg/l	-	± -	-	-	-	-	-
MCPPP (Mecoprop)	µg/l	0.122	± 0.0121	0.119	0.018	0.014	97.9	-0.18
Metazachlor	µg/l	-	± -	<0.025	-	-	-	-
Metazachlor ethane sulfonic acid (Metazachlor-ESA)	µg/l	0.893	± 0.183	-	-	0.161	-	-
Metazachlor oxanilic acid (Metazachlor-OA)	µg/l	0.611	± 0.25	-	-	0.221	-	-
Metolachlor	µg/l	-	± -	<0.025	-	-	-	-
s-Metolachlor ethanesulfonic acid (Metolachlor-ESA)	µg/l	0.531	± 0.0455	-	-	0.0401	-	-
s-Metolachlor oxanilic acid (Metolachlor-OA)	µg/l	0.54	± 0.054	-	-	0.0441	-	-

Sample: H101B

Parameter	Unit	Target	± CI(99%)	Result	± U	Criteria	Recovery	z-score
2,4,5-Trichlorophenoxyacetic acid	µg/l	0.299	± 0.035	-	-	0.035	-	-
2,4-D (2,4-Dichlorphenoxyaceticacid)	µg/l	0.301	± 0.0273	0.34	0.051	0.0287	113	1.36
Alachlor	µg/l	0.65	± 0.111	-	-	0.111	-	-
Alachlor-t-sulfonic acid (Alachlor-ESA)	µg/l	-	± -	-	-	-	-	-
Alachlor-t-acid (Alachlor-OA)	µg/l	-	± -	-	-	-	-	-
AMPA	µg/l	1.04	± 0.102	-	-	0.0962	-	-
Bentazone	µg/l	0.248	± 0.0288	0.271	0.041	0.0318	109	0.73

Parameter	Unit	Target ± CI(99%)	Result	± U	Criteria	Recovery	z-score
Dicamba	µg/l	0.889 ± 0.0985	-	-	0.0928	-	-
Dichlorprop	µg/l	0.357 ± 0.0292	0.363	0.054	0.0292	102	0.20
Glufosinate	µg/l	0.202 ± 0.0722	-	-	0.059	-	-
Glyphosate	µg/l	0.543 ± 0.0729	-	-	0.0729	-	-
MCPPP (Mecoprop)	µg/l	0.603 ± 0.0652	0.625	0.094	0.0753	104	0.30
Metazachlor	µg/l	0.415 ± 0.022	0.439	0.066	0.0243	106	0.98
Metazachlor ethane sulfonic acid (Metazachlor-ESA)	µg/l	0.248 ± 0.0172	-	-	0.014	-	-
Metazachlor oxanilic acid (Metazachlor-OA)	µg/l	- ± -	-	-	-	-	-
Metolachlor	µg/l	0.806 ± 0.0958	0.894	0.134	0.111	111	0.80
s-Metolachlor ethanesulfonic acid (Metolachlor-ESA)	µg/l	0.289 ± 0.0319	-	-	0.0282	-	-
s-Metolachlor oxanilic acid (Metolachlor-OA)	µg/l	0.706 ± 0.078	-	-	0.0637	-	-



The following results were achieved:

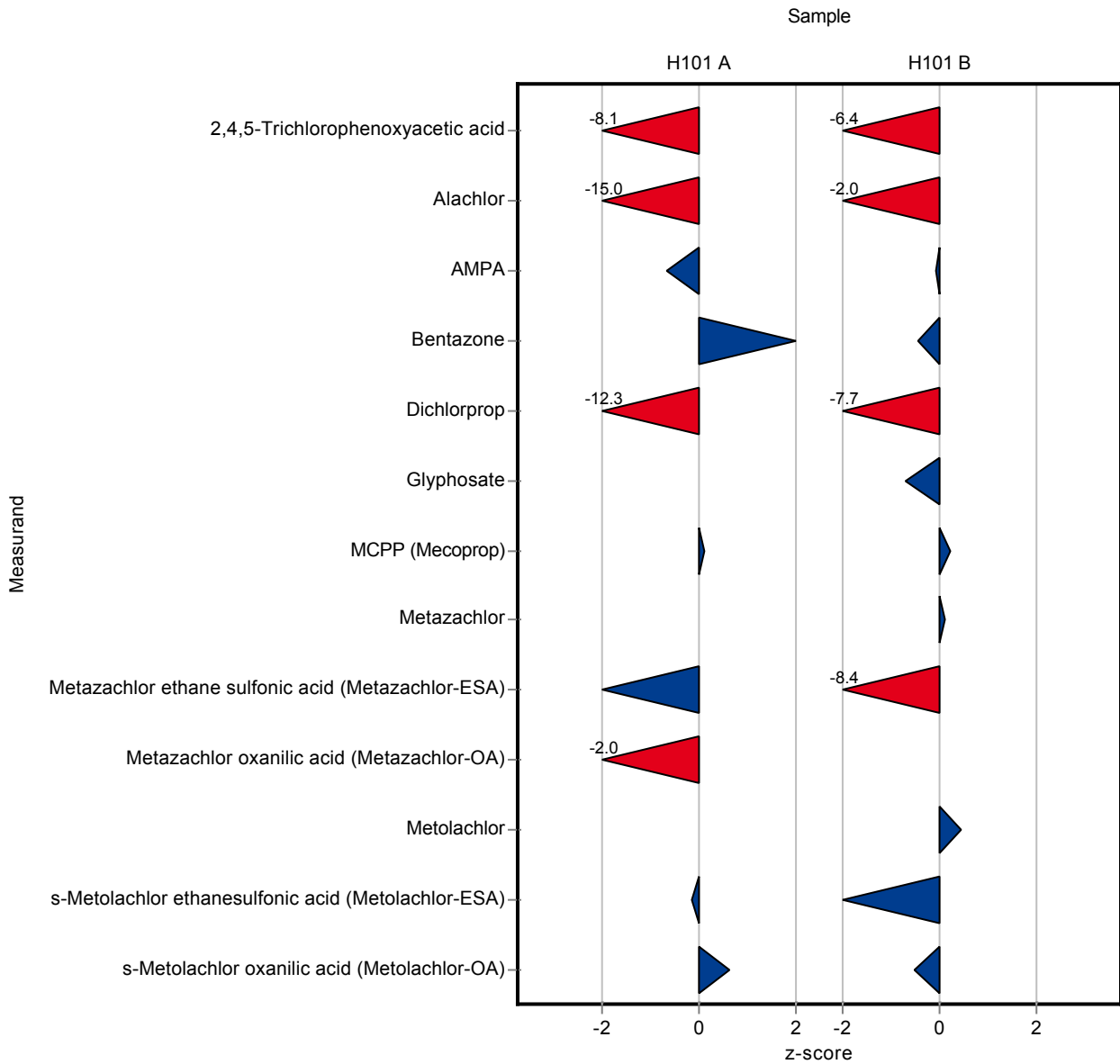
Sample: H101A

Parameter	Unit	Target	± CI(99%)	Result	± U	Criteria	Recovery	z-score
2,4,5-Trichlorophenoxyacetic acid	µg/l	0.409	± 0.0325	0.146	0.073	0.0325	35.7	-8.11
2,4-D (2,4-Dichlorphenoxyaceticacid)	µg/l	0.162	± 0.0222	-	-	0.0234	-	-
Alachlor	µg/l	0.304	± 0.00957	0.177	0.89	0.00844	58.3	-15.00
Alachlor-t-sulfonic acid (Alachlor-ESA)	µg/l	-	± -	0.158	0.79	-	-	-
Alachlor-t-acid (Alachlor-OA)	µg/l	-	± -	0.131	0.07	-	-	-
AMPA	µg/l	0.161	± 0.0195	0.149	0.03	0.0183	92.5	-0.66
Bentazone	µg/l	0.155	± 0.0214	0.196	0.059	0.0237	127	1.75
Dicamba	µg/l	0.217	± 0.0629	-	-	0.0593	-	-
Dichlorprop	µg/l	0.184	± 0.00836	0.087	0.044	0.00788	47.3	-12.30
Glufosinate	µg/l	0.346	± 0.0328	-	-	0.0268	-	-
Glyphosate	µg/l	-	± -	<0.01 (LOQ)	-	-	-	-
MCPP (Mecoprop)	µg/l	0.122	± 0.0121	0.123	0.037	0.014	101	0.10
Metazachlor	µg/l	-	± -	<0.01 (LOQ)	-	-	-	-
Metazachlor ethane sulfonic acid (Metazachlor-ESA)	µg/l	0.893	± 0.183	0.608	0.304	0.161	68.1	-1.77
Metazachlor oxanilic acid (Metazachlor-OA)	µg/l	0.611	± 0.25	0.165	0.0825	0.221	27	-2.02
Metolachlor	µg/l	-	± -	<0.02 (LOQ)	-	-	-	-
s-Metolachlor ethanesulfonic acid (Metolachlor-ESA)	µg/l	0.531	± 0.0455	0.526	0.115	0.0401	99	-0.14
s-Metolachlor oxanilic acid (Metolachlor-OA)	µg/l	0.54	± 0.054	0.568	0.085	0.0441	105	0.64

Sample: H101B

Parameter	Unit	Target	± CI(99%)	Result	± U	Criteria	Recovery	z-score
2,4,5-Trichlorophenoxyacetic acid	µg/l	0.299	± 0.035	0.076	0.038	0.035	25.4	-6.36
2,4-D (2,4-Dichlorphenoxyaceticacid)	µg/l	0.301	± 0.0273	-	-	0.0287	-	-
Alachlor	µg/l	0.65	± 0.111	0.423	0.212	0.111	65.1	-2.04
Alachlor-t-sulfonic acid (Alachlor-ESA)	µg/l	-	± -	0.625	0.313	-	-	-
Alachlor-t-acid (Alachlor-OA)	µg/l	-	± -	<0.05 (LOQ)	-	-	-	-
AMPA	µg/l	1.04	± 0.102	1.03	0.206	0.0962	99.3	-0.08
Bentazone	µg/l	0.248	± 0.0288	0.234	0.07	0.0318	94.4	-0.44

Parameter	Unit	Target ± CI(99%)	Result	± U	Criteria	Recovery	z-score
Dicamba	µg/l	0.889 ± 0.0985	-	-	0.0928	-	-
Dichlorprop	µg/l	0.357 ± 0.0292	0.133	0.067	0.0292	37.2	-7.67
Glufosinate	µg/l	0.202 ± 0.0722	-	-	0.059	-	-
Glyphosate	µg/l	0.543 ± 0.0729	0.49	0.098	0.0729	90.2	-0.73
MCPP (Mecoprop)	µg/l	0.603 ± 0.0652	0.62	0.186	0.0753	103	0.23
Metazachlor	µg/l	0.415 ± 0.022	0.418	0.125	0.0243	101	0.12
Metazachlor ethane sulfonic acid (Metazachlor-ESA)	µg/l	0.248 ± 0.0172	0.13	0.065	0.014	52.3	-8.44
Metazachlor oxanilic acid (Metazachlor-OA)	µg/l	- ± -	<0.05 (LOQ)	-	-	-	-
Metolachlor	µg/l	0.806 ± 0.0958	0.854	0.256	0.111	106	0.44
s-Metolachlor ethanesulfonic acid (Metolachlor-ESA)	µg/l	0.289 ± 0.0319	0.238	0.054	0.0282	82.3	-1.82
s-Metolachlor oxanilic acid (Metolachlor-OA)	µg/l	0.706 ± 0.078	0.672	0.1	0.0637	95.2	-0.53



The following results were achieved:

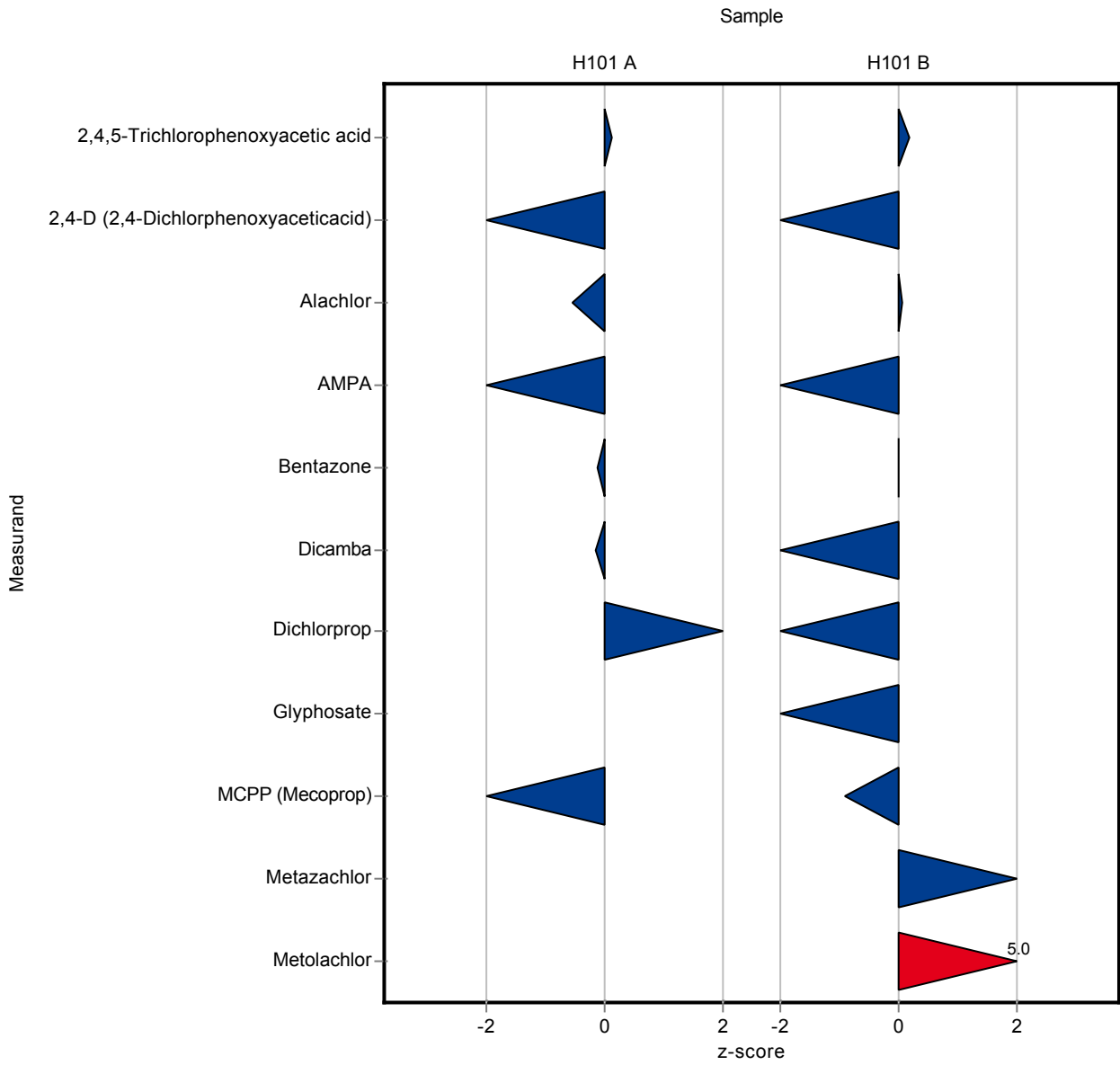
Sample: H101A

Parameter	Unit	Target	± CI(99%)	Result	± U	Criteria	Recovery	z-score
2,4,5-Trichlorophenoxyacetic acid	µg/l	0.409	± 0.0325	0.413	0.1652	0.0325	101	0.11
2,4-D (2,4-Dichlorphenoxyaceticacid)	µg/l	0.162	± 0.0222	0.136	0.0544	0.0234	84.2	-1.09
Alachlor	µg/l	0.304	± 0.00957	0.299	0.1196	0.00844	98.5	-0.54
Alachlor-t-sulfonic acid (Alachlor-ESA)	µg/l	-	± -	-	-	-	-	-
Alachlor-t-acid (Alachlor-OA)	µg/l	-	± -	-	-	-	-	-
AMPA	µg/l	0.161	± 0.0195	0.132	0.0528	0.0183	81.9	-1.59
Bentazone	µg/l	0.155	± 0.0214	0.152	0.0608	0.0237	98.3	-0.11
Dicamba	µg/l	0.217	± 0.0629	0.207	0.0828	0.0593	95.4	-0.17
Dichlorprop	µg/l	0.184	± 0.00836	0.197	0.0788	0.00788	107	1.63
Glufosinate	µg/l	0.346	± 0.0328	-	-	0.0268	-	-
Glyphosate	µg/l	-	± -	<0.02 (LOQ)	-	-	-	-
MCPP (Mecoprop)	µg/l	0.122	± 0.0121	0.1	0.04	0.014	82.2	-1.55
Metazachlor	µg/l	-	± -	<0.01 (LOQ)	-	-	-	-
Metazachlor ethane sulfonic acid (Metazachlor-ESA)	µg/l	0.893	± 0.183	-	-	0.161	-	-
Metazachlor oxanilic acid (Metazachlor-OA)	µg/l	0.611	± 0.25	-	-	0.221	-	-
Metolachlor	µg/l	-	± -	<0.005	-	-	-	-
s-Metolachlor ethanesulfonic acid (Metolachlor-ESA)	µg/l	0.531	± 0.0455	-	-	0.0401	-	-
s-Metolachlor oxanilic acid (Metolachlor-OA)	µg/l	0.54	± 0.054	-	-	0.0441	-	-

Sample: H101B

Parameter	Unit	Target	± CI(99%)	Result	± U	Criteria	Recovery	z-score
2,4,5-Trichlorophenoxyacetic acid	µg/l	0.299	± 0.035	0.305	0.122	0.035	102	0.17
2,4-D (2,4-Dichlorphenoxyaceticacid)	µg/l	0.301	± 0.0273	0.267	0.1068	0.0287	88.7	-1.18
Alachlor	µg/l	0.65	± 0.111	0.658	0.2632	0.111	101	0.07
Alachlor-t-sulfonic acid (Alachlor-ESA)	µg/l	-	± -	-	-	-	-	-
Alachlor-t-acid (Alachlor-OA)	µg/l	-	± -	-	-	-	-	-
AMPA	µg/l	1.04	± 0.102	0.91	0.364	0.0962	87.7	-1.32
Bentazone	µg/l	0.248	± 0.0288	0.248	0.0992	0.0318	100	0.00

Parameter	Unit	Target ± CI(99%)	Result	± U	Criteria	Recovery	z-score
Dicamba	µg/l	0.889 ± 0.0985	0.771	0.3084	0.0928	86.8	-1.27
Dichlorprop	µg/l	0.357 ± 0.0292	0.311	0.1244	0.0292	87.1	-1.58
Glufosinate	µg/l	0.202 ± 0.0722	-	-	0.059	-	-
Glyphosate	µg/l	0.543 ± 0.0729	0.437	0.1748	0.0729	80.4	-1.46
MCPP (Mecoprop)	µg/l	0.603 ± 0.0652	0.533	0.2132	0.0753	88.5	-0.92
Metazachlor	µg/l	0.415 ± 0.022	0.452	0.1808	0.0243	109	1.52
Metazachlor ethane sulfonic acid (Metazachlor-ESA)	µg/l	0.248 ± 0.0172	-	-	0.014	-	-
Metazachlor oxanilic acid (Metazachlor-OA)	µg/l	- ± -	-	-	-	-	-
Metolachlor	µg/l	0.806 ± 0.0958	1.36	0.544	0.111	169	5.01
s-Metolachlor ethanesulfonic acid (Metolachlor-ESA)	µg/l	0.289 ± 0.0319	-	-	0.0282	-	-
s-Metolachlor oxanilic acid (Metolachlor-OA)	µg/l	0.706 ± 0.078	-	-	0.0637	-	-



The following results were achieved:

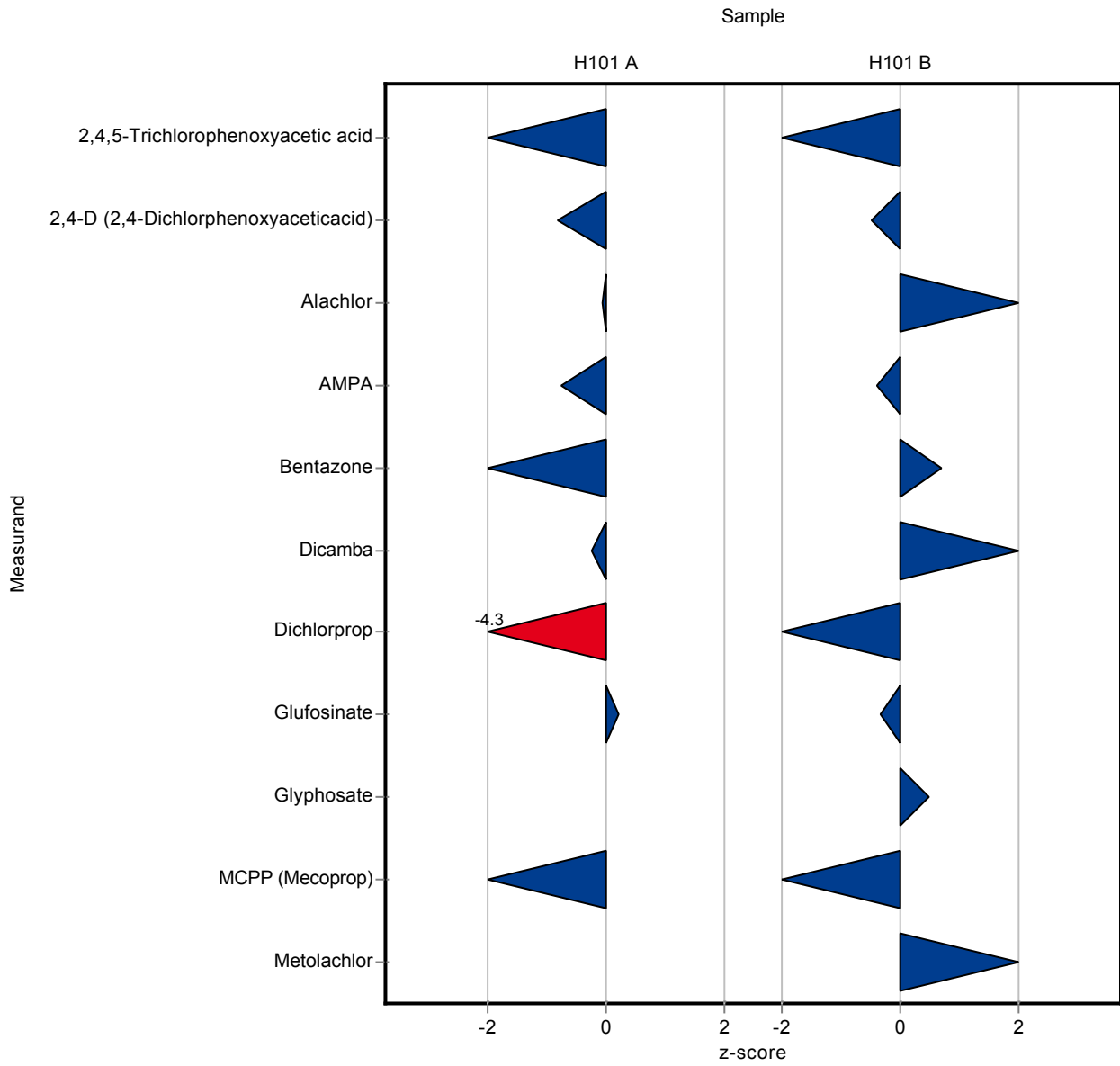
Sample: H101A

Parameter	Unit	Target	± CI(99%)	Result	± U	Criteria	Recovery	z-score
2,4,5-Trichlorophenoxyacetic acid	µg/l	0.409	± 0.0325	0.354	0.156	0.0325	86.5	-1.71
2,4-D (2,4-Dichlorphenoxyaceticacid)	µg/l	0.162	± 0.0222	0.142	0.062	0.0234	87.9	-0.83
Alachlor	µg/l	0.304	± 0.00957	0.303	0.133	0.00844	99.8	-0.07
Alachlor-t-sulfonic acid (Alachlor-ESA)	µg/l	-	± -	-	-	-	-	-
Alachlor-t-acid (Alachlor-OA)	µg/l	-	± -	-	-	-	-	-
AMPA	µg/l	0.161	± 0.0195	0.147	0.065	0.0183	91.2	-0.77
Bentazone	µg/l	0.155	± 0.0214	0.129	0.057	0.0237	83.4	-1.08
Dicamba	µg/l	0.217	± 0.0629	0.203	0.089	0.0593	93.6	-0.23
Dichlorprop	µg/l	0.184	± 0.00836	0.15	0.066	0.00788	81.5	-4.33
Glufosinate	µg/l	0.346	± 0.0328	0.351	0.154	0.0268	102	0.20
Glyphosate	µg/l	-	± -	<0.02 (LOQ)	-	-	-	-
MCPP (Mecoprop)	µg/l	0.122	± 0.0121	0.095	0.042	0.014	78.1	-1.90
Metazachlor	µg/l	-	± -	-	-	-	-	-
Metazachlor ethane sulfonic acid (Metazachlor-ESA)	µg/l	0.893	± 0.183	-	-	0.161	-	-
Metazachlor oxanilic acid (Metazachlor-OA)	µg/l	0.611	± 0.25	-	-	0.221	-	-
Metolachlor	µg/l	-	± -	<0.01 (LOQ)	-	-	-	-
s-Metolachlor ethanesulfonic acid (Metolachlor-ESA)	µg/l	0.531	± 0.0455	-	-	0.0401	-	-
s-Metolachlor oxanilic acid (Metolachlor-OA)	µg/l	0.54	± 0.054	-	-	0.0441	-	-

Sample: H101B

Parameter	Unit	Target	± CI(99%)	Result	± U	Criteria	Recovery	z-score
2,4,5-Trichlorophenoxyacetic acid	µg/l	0.299	± 0.035	0.251	0.11	0.035	83.9	-1.37
2,4-D (2,4-Dichlorphenoxyaceticacid)	µg/l	0.301	± 0.0273	0.287	0.126	0.0287	95.3	-0.49
Alachlor	µg/l	0.65	± 0.111	0.762	0.335	0.111	117	1.01
Alachlor-t-sulfonic acid (Alachlor-ESA)	µg/l	-	± -	-	-	-	-	-
Alachlor-t-acid (Alachlor-OA)	µg/l	-	± -	-	-	-	-	-
AMPA	µg/l	1.04	± 0.102	1	0.44	0.0962	96.4	-0.39
Bentazone	µg/l	0.248	± 0.0288	0.27	0.119	0.0318	109	0.69

Parameter	Unit	Target ± CI(99%)	Result	± U	Criteria	Recovery	z-score
Dicamba	µg/l	0.889 ± 0.0985	1.01	0.44	0.0928	114	1.31
Dichlorprop	µg/l	0.357 ± 0.0292	0.307	0.135	0.0292	86	-1.71
Glufosinate	µg/l	0.202 ± 0.0722	0.182	0.08	0.059	90.3	-0.33
Glyphosate	µg/l	0.543 ± 0.0729	0.579	0.255	0.0729	107	0.49
MCPPP (Mecoprop)	µg/l	0.603 ± 0.0652	0.496	0.218	0.0753	82.3	-1.41
Metazachlor	µg/l	0.415 ± 0.022	-	-	0.0243	-	-
Metazachlor ethane sulfonic acid (Metazachlor-ESA)	µg/l	0.248 ± 0.0172	-	-	0.014	-	-
Metazachlor oxanilic acid (Metazachlor-OA)	µg/l	- ± -	-	-	-	-	-
Metolachlor	µg/l	0.806 ± 0.0958	0.94	0.414	0.111	117	1.21
s-Metolachlor ethanesulfonic acid (Metolachlor-ESA)	µg/l	0.289 ± 0.0319	-	-	0.0282	-	-
s-Metolachlor oxanilic acid (Metolachlor-OA)	µg/l	0.706 ± 0.078	-	-	0.0637	-	-



The following results were achieved:

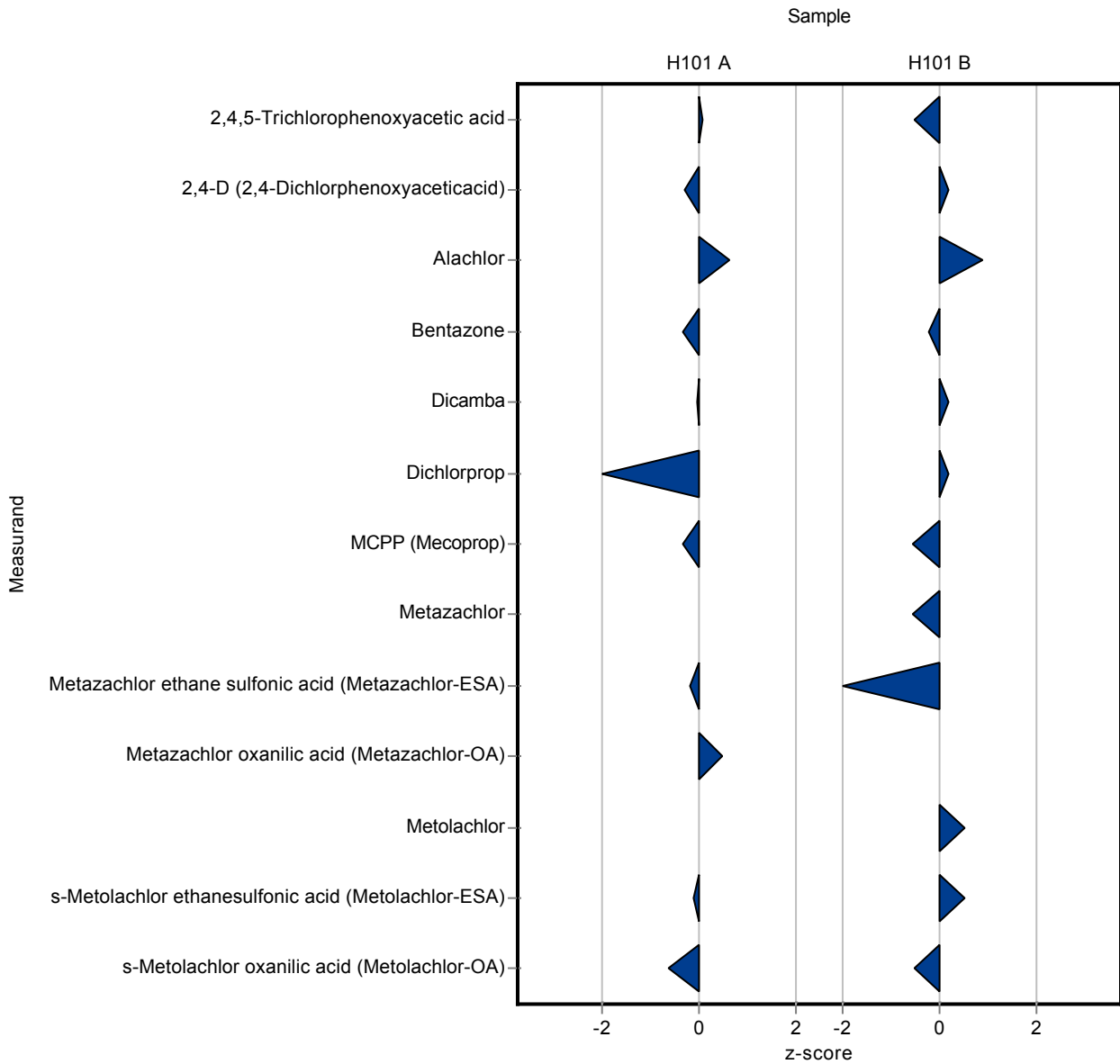
Sample: H101A

Parameter	Unit	Target	± CI(99%)	Result	± U	Criteria	Recovery	z-score
2,4,5-Trichlorophenoxyacetic acid	µg/l	0.409	± 0.0325	0.412	0.062	0.0325	101	0.08
2,4-D (2,4-Dichlorphenoxyaceticacid)	µg/l	0.162	± 0.0222	0.155	0.023	0.0234	96	-0.28
Alachlor	µg/l	0.304	± 0.00957	0.309	0.046	0.00844	102	0.64
Alachlor-t-sulfonic acid (Alachlor-ESA)	µg/l	-	± -	0.096	0.014	-	-	-
Alachlor-t-acid (Alachlor-OA)	µg/l	-	± -	0.423	0.062	-	-	-
AMPA	µg/l	0.161	± 0.0195	-	-	0.0183	-	-
Bentazone	µg/l	0.155	± 0.0214	0.147	0.022	0.0237	95.1	-0.32
Dicamba	µg/l	0.217	± 0.0629	0.215	0.032	0.0593	99.1	-0.03
Dichlorprop	µg/l	0.184	± 0.00836	0.176	0.026	0.00788	95.6	-1.03
Glufosinate	µg/l	0.346	± 0.0328	-	-	0.0268	-	-
Glyphosate	µg/l	-	± -	-	-	-	-	-
MCPPP (Mecoprop)	µg/l	0.122	± 0.0121	0.117	0.018	0.014	96.2	-0.33
Metazachlor	µg/l	-	± -	<0.05 (LOQ)	-	-	-	-
Metazachlor ethane sulfonic acid (Metazachlor-ESA)	µg/l	0.893	± 0.183	0.864	0.13	0.161	96.7	-0.18
Metazachlor oxanilic acid (Metazachlor-OA)	µg/l	0.611	± 0.25	0.72	0.108	0.221	118	0.49
Metolachlor	µg/l	-	± -	<0.03 (LOQ)	-	-	-	-
s-Metolachlor ethanesulfonic acid (Metolachlor-ESA)	µg/l	0.531	± 0.0455	0.527	0.079	0.0401	99.2	-0.11
s-Metolachlor oxanilic acid (Metolachlor-OA)	µg/l	0.54	± 0.054	0.512	0.077	0.0441	94.8	-0.63

Sample: H101B

Parameter	Unit	Target	± CI(99%)	Result	± U	Criteria	Recovery	z-score
2,4,5-Trichlorophenoxyacetic acid	µg/l	0.299	± 0.035	0.281	0.042	0.035	94	-0.51
2,4-D (2,4-Dichlorphenoxyaceticacid)	µg/l	0.301	± 0.0273	0.306	0.046	0.0287	102	0.17
Alachlor	µg/l	0.65	± 0.111	0.747	0.112	0.111	115	0.87
Alachlor-t-sulfonic acid (Alachlor-ESA)	µg/l	-	± -	0.435	0.065	-	-	-
Alachlor-t-acid (Alachlor-OA)	µg/l	-	± -	0.085	0.013	-	-	-
AMPA	µg/l	1.04	± 0.102	-	-	0.0962	-	-
Bentazone	µg/l	0.248	± 0.0288	0.24	0.036	0.0318	96.8	-0.25

Parameter	Unit	Target ± CI(99%)	Result	± U	Criteria	Recovery	z-score
Dicamba	µg/l	0.889 ± 0.0985	0.905	0.136	0.0928	102	0.17
Dichlorprop	µg/l	0.357 ± 0.0292	0.362	0.054	0.0292	101	0.17
Glufosinate	µg/l	0.202 ± 0.0722	-	-	0.059	-	-
Glyphosate	µg/l	0.543 ± 0.0729	-	-	0.0729	-	-
MCPPP (Mecoprop)	µg/l	0.603 ± 0.0652	0.559	0.084	0.0753	92.8	-0.58
Metazachlor	µg/l	0.415 ± 0.022	0.401	0.06	0.0243	96.6	-0.58
Metazachlor ethane sulfonic acid (Metazachlor-ESA)	µg/l	0.248 ± 0.0172	0.233	0.035	0.014	93.8	-1.09
Metazachlor oxanilic acid (Metazachlor-OA)	µg/l	- ± -	<0.1 (LOQ)	-	-	-	-
Metolachlor	µg/l	0.806 ± 0.0958	0.861	0.129	0.111	107	0.50
s-Metolachlor ethanesulfonic acid (Metolachlor-ESA)	µg/l	0.289 ± 0.0319	0.304	0.046	0.0282	105	0.52
s-Metolachlor oxanilic acid (Metolachlor-OA)	µg/l	0.706 ± 0.078	0.673	0.101	0.0637	95.3	-0.52



The following results were achieved:

Sample: H101A

Parameter	Unit	Target	± CI(99%)	Result	± U	Criteria	Recovery	z-score
2,4,5-Trichlorophenoxyacetic acid	µg/l	0.409	± 0.0325	0.446	0.1338	0.0325	109	1.12
2,4-D (2,4-Dichlorphenoxyaceticacid)	µg/l	0.162	± 0.0222	0.163	0.0489	0.0234	101	0.06
Alachlor	µg/l	0.304	± 0.00957	0.235	0.0705	0.00844	77.4	-8.12
Alachlor-t-sulfonic acid (Alachlor-ESA)	µg/l	-	± -	0.109	0.0327	-	-	-
Alachlor-t-acid (Alachlor-OA)	µg/l	-	± -	0.4	0.12	-	-	-
AMPA	µg/l	0.161	± 0.0195	0.17	0.051	0.0183	106	0.48
Bentazone	µg/l	0.155	± 0.0214	0.169	0.0507	0.0237	109	0.61
Dicamba	µg/l	0.217	± 0.0629	0.246	0.0738	0.0593	113	0.49
Dichlorprop	µg/l	0.184	± 0.00836	0.179	0.0537	0.00788	97.2	-0.65
Glufosinate	µg/l	0.346	± 0.0328	0.36	0.108	0.0268	104	0.54
Glyphosate	µg/l	-	± -	<0.05 (LOQ)	-	-	-	-
MCPPP (Mecoprop)	µg/l	0.122	± 0.0121	0.139	0.0417	0.014	114	1.25
Metazachlor	µg/l	-	± -	<0.02 (LOQ)	-	-	-	-
Metazachlor ethane sulfonic acid (Metazachlor-ESA)	µg/l	0.893	± 0.183	0.88	0.264	0.161	98.5	-0.08
Metazachlor oxanilic acid (Metazachlor-OA)	µg/l	0.611	± 0.25	0.67	0.201	0.221	110	0.27
Metolachlor	µg/l	-	± -	<0.02 (LOQ)	-	-	-	-
s-Metolachlor ethanesulfonic acid (Metolachlor-ESA)	µg/l	0.531	± 0.0455	0.51	0.153	0.0401	96	-0.53
s-Metolachlor oxanilic acid (Metolachlor-OA)	µg/l	0.54	± 0.054	0.5	0.15	0.0441	92.6	-0.90

Sample: H101B

Parameter	Unit	Target	± CI(99%)	Result	± U	Criteria	Recovery	z-score
2,4,5-Trichlorophenoxyacetic acid	µg/l	0.299	± 0.035	0.347	0.1041	0.035	116	1.37
2,4-D (2,4-Dichlorphenoxyaceticacid)	µg/l	0.301	± 0.0273	0.332	0.0996	0.0287	110	1.08
Alachlor	µg/l	0.65	± 0.111	0.53	0.159	0.111	81.5	-1.08
Alachlor-t-sulfonic acid (Alachlor-ESA)	µg/l	-	± -	0.445	0.1335	-	-	-
Alachlor-t-acid (Alachlor-OA)	µg/l	-	± -	0.096	0.0288	-	-	-
AMPA	µg/l	1.04	± 0.102	1.04	0.312	0.0962	100	0.03
Bentazone	µg/l	0.248	± 0.0288	0.287	0.0861	0.0318	116	1.23

Parameter	Unit	Target ± CI(99%)	Result	± U	Criteria	Recovery	z-score
Dicamba	µg/l	0.889 ± 0.0985	0.994	0.2982	0.0928	112	1.13
Dichlorprop	µg/l	0.357 ± 0.0292	0.371	0.1113	0.0292	104	0.47
Glufosinate	µg/l	0.202 ± 0.0722	0.21	0.063	0.059	104	0.14
Glyphosate	µg/l	0.543 ± 0.0729	0.49	0.147	0.0729	90.2	-0.73
MCPP (Mecoprop)	µg/l	0.603 ± 0.0652	0.651	0.1953	0.0753	108	0.64
Metazachlor	µg/l	0.415 ± 0.022	0.39	0.117	0.0243	94	-1.03
Metazachlor ethane sulfonic acid (Metazachlor-ESA)	µg/l	0.248 ± 0.0172	0.251	0.0753	0.014	101	0.19
Metazachlor oxanilic acid (Metazachlor-OA)	µg/l	- ± -	<0.02 (LOQ)	-	-	-	-
Metolachlor	µg/l	0.806 ± 0.0958	0.556	0.1668	0.111	69	-2.26
s-Metolachlor ethanesulfonic acid (Metolachlor-ESA)	µg/l	0.289 ± 0.0319	0.317	0.0951	0.0282	110	0.98
s-Metolachlor oxanilic acid (Metolachlor-OA)	µg/l	0.706 ± 0.078	0.673	0.2019	0.0637	95.3	-0.52

