

EVALUATION OF THE INTERLABORATORY COMPARISON TEST

Volatile halogenated hydrocarbons (VOC), BTEX and MTBE - CB01

Sample dispatch on 28th June 2016

Address: Umweltbundesamt GmbH
Spittelauer Lände 5
1090 Vienna/Austria

Contact: Dr. Sandra Kulcsar

Telephone: +43 (0) 1 31304 4334

E-mail: ringversuche@umweltbundesamt.at

Website: http://www.umweltbundesamt.at/en/interlaboratory_comparison/
www.imatest.eu

Management:

Dipl.-Ing. Monika Denner

Table of contents

1	Interlaboratory comparison test: Volatile halogenated hydrocarbons (VOC), BTEX and MTBE – CB01	4
1.1	Participants and time schedule	4
1.2	Sampling, sample material and distribution	4
1.3	Control testing	5
2	Evaluation.....	5
3	Representation and interpretation of measurement results.....	6
4	Explanatory notes.....	6
5	Annotations on tables and charts.....	7
6	Summary of results, after removal of outliers.....	11
7	Parameter oriented report.....	13
8	Laboratory oriented report.....	160

1 Interlaboratory comparison test: Volatile halogenated hydrocarbons (VOC), BTEX and MTBE – CB01

1.1 Participants and time schedule

- Number of registrations: 25
- Number of submitted data records: 25
- Dispatch of samples: 28th June 2016
- Closing date for submission of data: 26th July 2016

For the interlaboratory comparison test CB01 the participants could participate in C-CB01 (VOC) and/or B-CB01 (BTEX and MTBE).

To anonymize results, each laboratory was given a laboratory code on a random basis.

1.2 Sampling, sample material and distribution

The following samples were made available:

- 2 Samples ground water (CB01 A – VOC, CB01 A – BTEX / MTBE)
- 2 Sample municipal waste water (CB01 B – VOC, CB01 B – BTEX / MTBE)

The sampling of the ground- and waste water was carried out on 27th June 2016.

Both samples were stored at < 4 °C until further processing.

The samples were partly spiked with specific substances and were filled into bottles under continuous stirring to achieve homogeneous samples. The samples were dispatched on 28th June 2016.

Each participant received (according to the order) :

- 2 samples (each 600 ml), each filled in 600 ml Aluminium bottles or
- 4 samples (each 600 ml), each filled in 600 ml Aluminium bottles

1.3 Control testing

During filling the bottles, aliquots of each sample were collected randomly for control testing. Testing was performed close to the time of sample dispatch.

In the parameter-oriented evaluation, the results of the control testing are given in the form of arithmetic means of the detected concentrations as check value $\pm U$.

2 Evaluation

The analytical results had to be made available to the organiser not later than 26th July 2016. Any values received at a later date were not considered. A statistical evaluation of interlaboratory comparison data was only carried out if at least 6 valid results per parameter were available.

To evaluate the data, outliers were detected first by using the outlier test method according to Hampel. Values identified as conspicuous by this test method are marked specifically in the parameter-oriented evaluation. Further evaluation was performed in accordance with DIN ISO 5725-2. Results $< LOQ$ or $< LOD$ are not taken into account for calculation.

The adjusted average value (after removal of outliers) for all submitted results was used as a basis for the calculation of recovery rates and z-scores.

z-Score

z-Scores were calculated on the basis of the following formula:

$$z - score = \frac{x_i - \bar{X}}{SD}$$

In this context,

x_i is the measurement value of the participating laboratory.

\bar{X} is the adjusted average value (i.e. after removal of outliers) of the participants' results.

SD is the reproducibility standard deviation, calculated from the participants' results (after removal of outliers) in the relevant test round.

Interpretation of z-Scores in the parameter-oriented evaluation:

- $|z| < 2$ result: good
- $2 < |z| < 3$ result: questionable
- $|z| > 3$ result: not satisfactory

3 Representation and interpretation of measurement results

The parameter oriented report shows the measurement values including uncertainty, recovery rate, calculated z-Score and the outliers in tabular form. The results listed in the table are also represented graphically.

The laboratory oriented report shows the results of the individual laboratories, including the recovery rates and z-Scores.

An annotation of the tables and graphics is given in section 5.

4 Explanatory notes

As explained in section 2, the z-Score is calculated using the reproducibility standard deviation, calculated from the participants' results (after removal of outliers) in the relevant test round. As a consequence it might occur that the z-Score between -2 and 2 covers an extraordinary range, due to a high variance of the results.

The recovery rate is calculated for the individual result based on the target value. Therefore, in the case of a high variance of the results, participants should also consider recovery rates as an indicator for the necessity of internal quality assurance measures.

- Cf. Tetrachloromethane sample CB01 B - VOC (n=23)
- Cf. Bromodichloromethane sample CB01 B - VOC (n=20)

Sample CB01 A: For the parameters 1,1,1-Trichloroethane, 1,1-Dichloroethene and Tribromomethane no target value was calculated because of the low analyte content.

5 Annotations on tables and charts

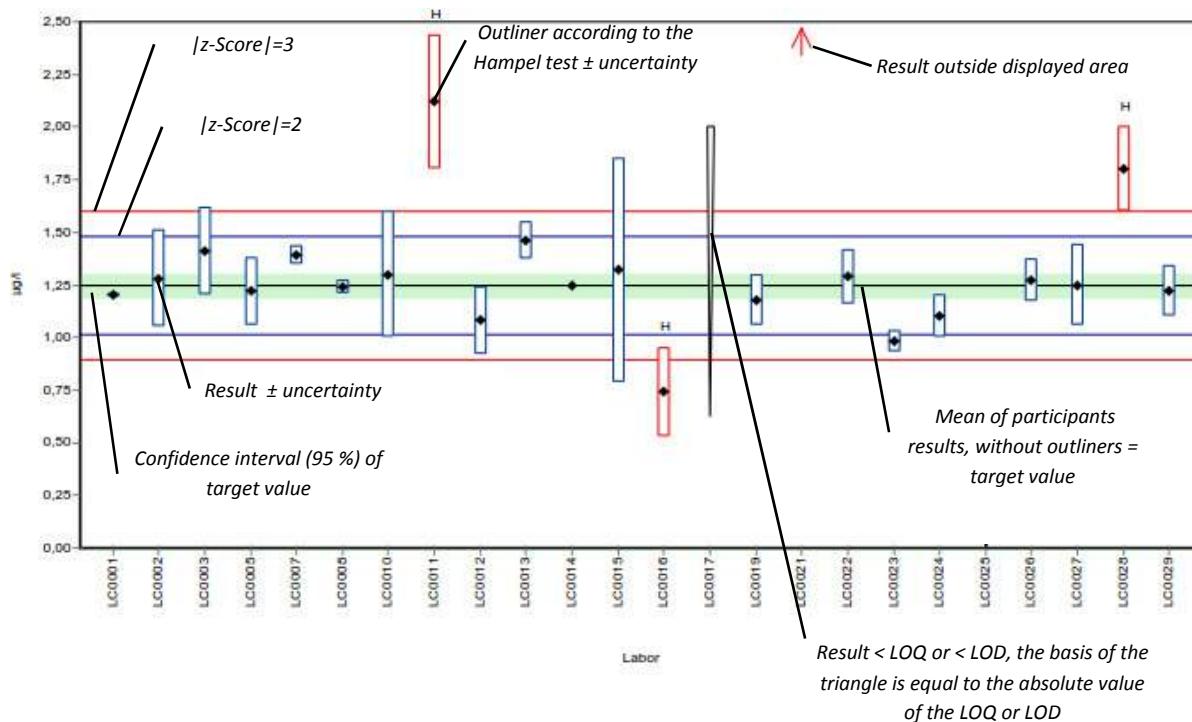
5.1 Information and abbreviations in tables

Parameter	Analyte identifier
Sample	Sample identifier
Unit	Given unit for result and uncertainty (e.g. µg/l)
Mean	Mean of the participants results, without outliers (3 significant digits)
CI (99 %)	99% confidence interval (3 significant digits)
Minimum	Minimum of all submitted results, after removal of outliers (3 significant digits)
Maximum	Maximum of all submitted results, after removal of outliers (3 significant digits)
SD	Reproducibility standard deviation, calculated from the participants results, after removal of outliers (3 significant digits)
RSD %	Reproducibility standard deviation, calculated from the participants results relative to the target value, given in %, after removal of outliers (2 significant digits)
Check value ± U	Mean of check value ± measurement uncertainty (3 significant digits)
Labcode	Laboratory identifier (anonymized)
Result	Result as indicated by participant (max. 5 decimal places)
± U	Results uncertainty as indicated by participant (max. 5 decimal places)
LOQ	Limit of quantification
LOD	Limit of detection
Recovery	Recovery rate in % based on target value (3 significant digits, max. one decimal place given)
z-Score	Deviation of result based on target value depicted as a multiple of the criteria (3 significant digits, max. 2 decimal places given)
-	<i>No data available</i>
Comments	Comment on the respective result (e.g. H, FN, FP)
H	Outlier according to Hampel-Test
FN	False negative – for a result < LOQ or result < LOD: The absolute value of the LOQ or LOD fulfils the condition of an outlier according to the Hampel test.
FP	False positive – for parameters where no target value is available because of a too low analyte content (n < 6):

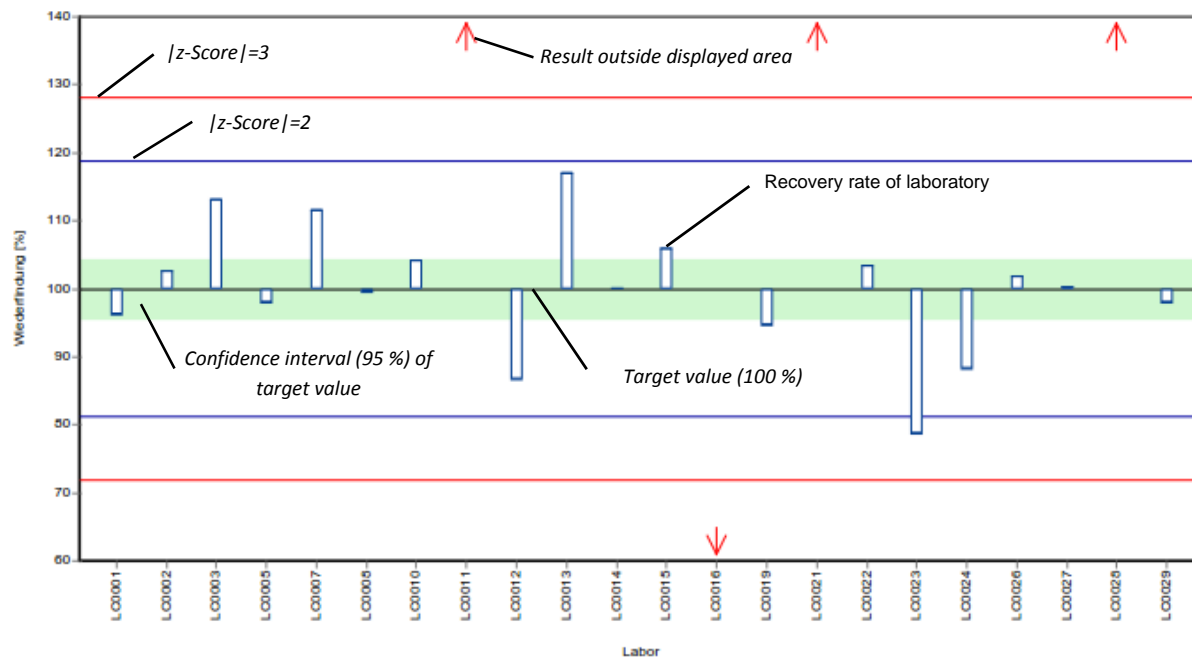
	Result that exceeds the median of the absolute values of the transmitted LOQs or LODs by more than 100 %.
Standard deviation	Reproducibility standard deviation, calculated from the participants results (3 significant digits)
Rel. standard deviation	Reproducibility standard deviation, calculated from the participants results relative to the target value, given in %, (3 significant digits)
n	Number of results
Target value	Mean of the participants results, without outliers (3 significant digits)
Criteria	Criteria for z-Score calculation. The given value matches the reproducibility standard deviation, calculated from the participants' results, after removal of outliers (3 significant digits).

5.2 Graphical presentation of results

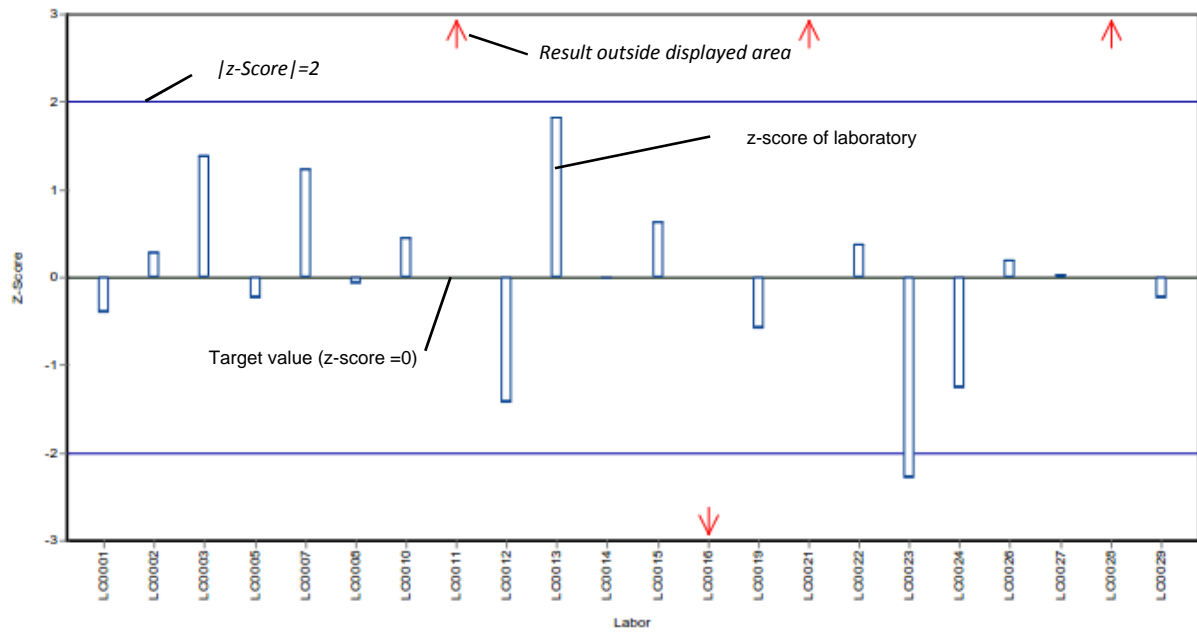
Example chart: Results



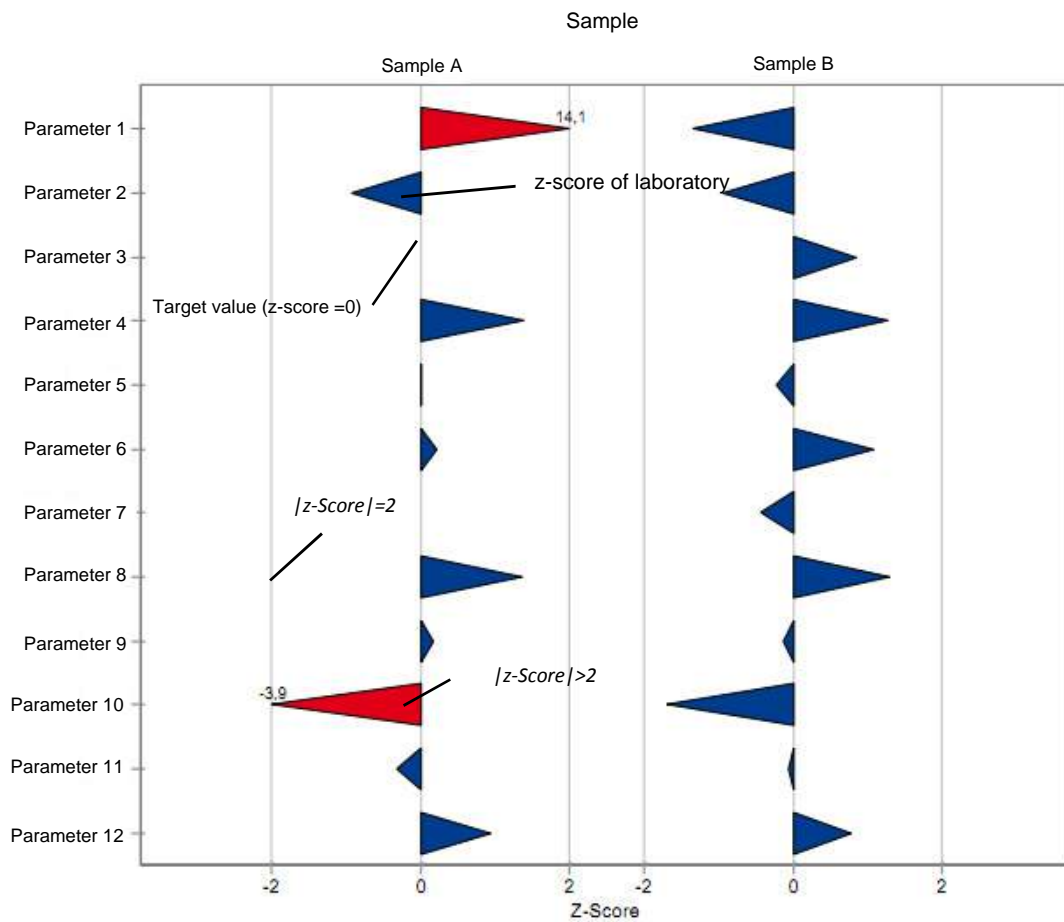
Example chart: Recovery



Example chart: z-score



Example chart: z-score - laboratory oriented report



Summary of results, after removal of outliers: Volatile halogenated hydrocarbons (VOC), BTEX and MTBE - CB01

6 Summary of results, after removal of outliers

Parameter	Sample	Unit	Number of results for calculation	Number of outliers	Mean	± CI (99%)	Minimum	Maximum	SD	RSD %
Benzene	CB01 A - BTEX / MTBE	µg/l	16	1	0.58	± 0.0519	0.47	0.73	0.0692	12
	CB01 B - BTEX / MTBE	µg/l	18	0	2.07	± 0.241	1.6	2.89	0.341	16
Ethylbenzene	CB01 A - BTEX / MTBE	µg/l	16	1	0.442	± 0.0383	0.32	0.52	0.051	12
	CB01 B - BTEX / MTBE	µg/l	17	1	1.45	± 0.201	0.87	2	0.276	19
o-Xylene	CB01 A - BTEX / MTBE	µg/l	16	2	4.41	± 0.513	2.88	5.7	0.684	16
	CB01 B - BTEX / MTBE	µg/l	16	2	3.03	± 0.363	2.2	4.02	0.484	16
Sum of m-Xylene and p-Xylene	CB01 A - BTEX / MTBE	µg/l	16	2	5.69	± 0.719	3.48	7.36	0.959	17
	CB01 B - BTEX / MTBE	µg/l	16	2	8.55	± 1.04	5.33	10.7	1.38	16
Toluene	CB01 A - BTEX / MTBE	µg/l	18	0	0.85	± 0.0889	0.61	1.09	0.126	15
	CB01 B - BTEX / MTBE	µg/l	17	1	5.33	± 0.512	4.21	6.8	0.704	13
Methyl-tert-butyl-ether	CB01 A - BTEX / MTBE	µg/l	13	0	3.25	± 0.361	2.5	4.1	0.434	13
	CB01 B - BTEX / MTBE	µg/l	13	0	0.882	± 0.103	0.72	1.1	0.124	14
1,1,1-Trichloroethane	CB01 A - VOC	µg/l	0	0	-	± -	-	-	-	-
	CB01 B - VOC	µg/l	22	1	7.27	± 0.671	5.62	9.6	1.05	14
1,1-Dichloroethene	CB01 A - VOC	µg/l	0	0	-	± -	-	-	-	-
	CB01 B - VOC	µg/l	19	2	9.06	± 1.3	4.75	12.7	1.9	21
1,2-Dichloroethane	CB01 A - VOC	µg/l	20	1	12.7	± 0.888	10.5	15.4	1.32	10
	CB01 B - VOC	µg/l	18	3	3.11	± 0.227	2.51	3.7	0.322	10
Bromodichloromethane	CB01 A - VOC	µg/l	22	1	2.26	± 0.141	1.92	2.82	0.221	9.7
	CB01 B - VOC	µg/l	20	3	7.33	± 0.346	6.51	8.68	0.515	7
cis-1,2-Dichloroethene	CB01 A - VOC	µg/l	21	0	0.833	± 0.063	0.68	1.01	0.0962	12
	CB01 B - VOC	µg/l	19	2	4.68	± 0.313	4.02	6.07	0.455	9.7
Dibromochloromethane	CB01 A - VOC	µg/l	23	0	1.1	± 0.0847	0.87	1.4	0.135	12
	CB01 B - VOC	µg/l	23	0	8.15	± 0.698	6.51	10.8	1.12	14
Dichloromethane	CB01 A - VOC	µg/l	19	1	1.89	± 0.147	1.66	2.4	0.213	11
	CB01 B - VOC	µg/l	17	4	8.04	± 0.611	5.92	9.39	0.84	10
Tetrachloroethene	CB01 A - VOC	µg/l	22	1	3.94	± 0.494	2.35	5.72	0.773	20

Summary of results, after removal of outliers: Volatile halogenated hydrocarbons (VOC), BTEX and MTBE - CB01

Parameter	Sample	Unit	Number of results for calculation	Number of outliers	Mean	± CI (99%)	Minimum	Maximum	SD	RSD %
Tetrachloroethene	CB01 B - VOC	µg/l	23	0	11.3	± 1.38	8.18	15.7	2.21	20
Tetrachloromethane	CB01 A - VOC	µg/l	23	0	1.19	± 0.127	0.75	1.63	0.204	17
	CB01 B - VOC	µg/l	23	0	16.1	± 2.37	7.28	24.2	3.78	24
trans-1,2-Dichloroethene	CB01 A - VOC	µg/l	21	0	0.852	± 0.112	0.514	1.2	0.171	20
	CB01 B - VOC	µg/l	20	1	3.72	± 0.446	2.99	5.34	0.665	18
Tribromomethane	CB01 A - VOC	µg/l	1	0	-	± -	0.03	0.03	-	-
	CB01 B - VOC	µg/l	21	1	3.43	± 0.245	2.83	4	0.374	11
Trichloroethene	CB01 A - VOC	µg/l	22	1	0.652	± 0.0506	0.5	0.82	0.0791	12
	CB01 B - VOC	µg/l	22	1	3.9	± 0.324	3.08	5.19	0.507	13
Trichloromethane	CB01 A - VOC	µg/l	22	1	9.95	± 0.664	8.32	12.5	1.04	10
	CB01 B - VOC	µg/l	21	2	1.04	± 0.072	0.84	1.26	0.11	11

7 Parameter oriented report

Benzene	14
Ethylbenzene	22
o-Xylene	30
Sum of m-Xylene and p-Xylene	38
Toluene	46
Methyl-tertiary-butyl ether	54
1,1,1-Trichloroethane	62
1,1-Dichloroethene	68
1,2-Dichloroethane	74
Bromdichloromethane	82
cis-1,2-Dichloroethene	90
Dibromochloromethane	98
Dichloromethane	106
Tetrachloroethene	114
Tetrachloromethane	122
trans-1,2-Dichloroethene	130
Tribromomethane	138
Trichloroethene	144
Trichloromethane	152

Parameter oriented report

CB01 A - BTEX / MTBE

Benzene

Unit	µg/l
Mean ± CI (99%)	0.58 ± 0.0519
Minimum - Maximum	0.47 - 0.73
Control test value ± U	0.560 ± 0.0141

Labcode	Result	± U	Recovery [%]	z-score	Comments
LC0001	0.5	0.05	86.2	-1.16	
LC0004	0.57	0.11	98.2	-0.15	
LC0005	0.6	0.2	103	0.29	
LC0006	-	-	-	-	
LC0007	< 0.5 (LOQ)	-	-	-	
LC0009	0.5	0.125	86.2	-1.16	
LC0010	0.62	0.117	107	0.57	
LC0011	0.73	0.15	126	2.17	
LC0012	0.55	0.1	94.8	-0.44	
LC0014	0.647	0.07	112	0.96	
LC0015	0.56	0.129	96.5	-0.29	
LC0016	0.53	0.1	91.3	-0.73	
LC0017	0.59	0.178	102	0.14	
LC0018	0.693	0.208	119	1.63	
LC0019	0.47	0.14	81	-1.59	
LC0020	0.55	0.05	94.8	-0.44	
LC0022	0.594	0.08316	102	0.2	
LC0024	0.58	0.17	100	0.00	
LC0025	0.927	-	160	5.01	H

Characteristics of parameter

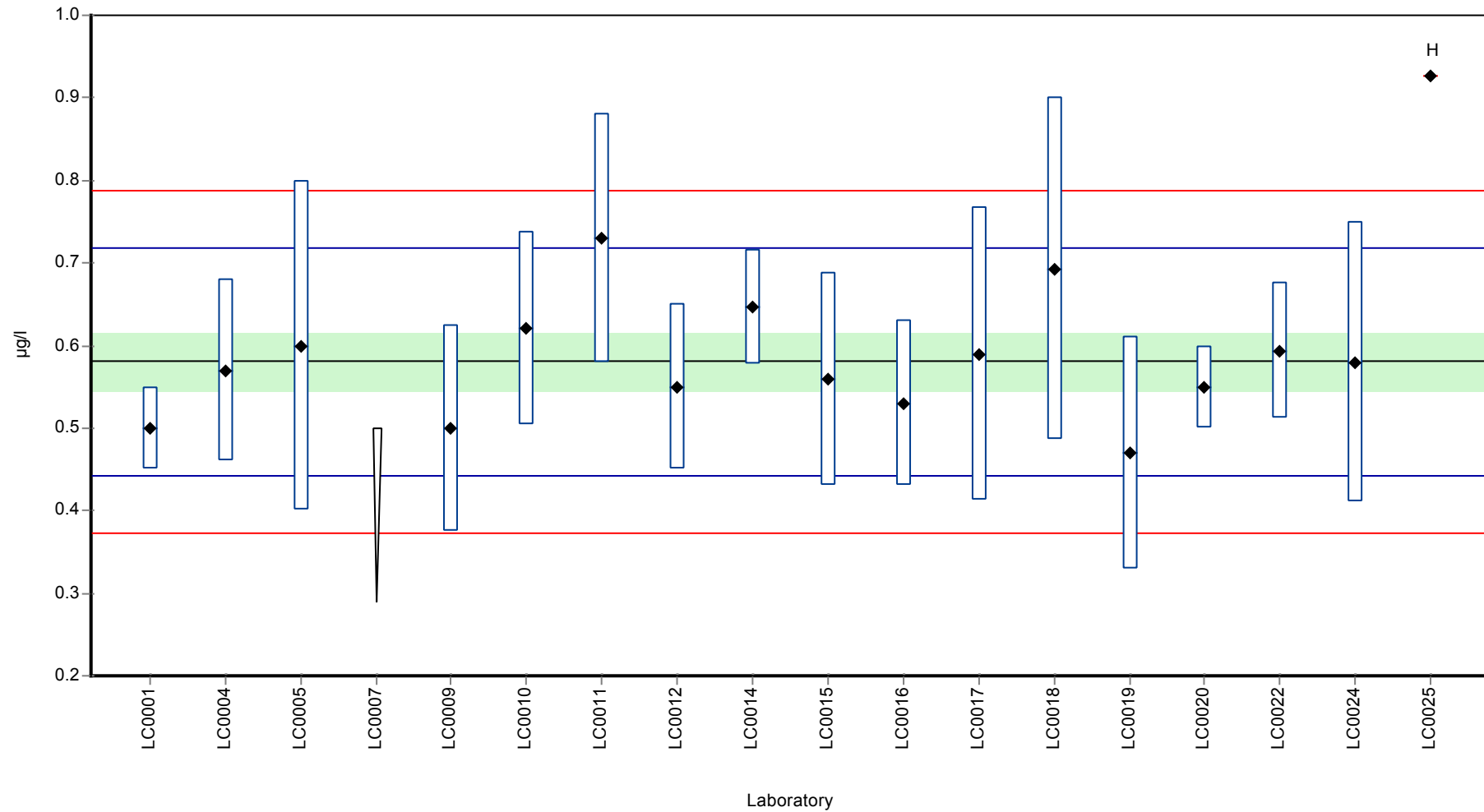
	all results	without outliers	Unit
Mean ± CI (99%)	0.601 ± 0.0782	0.58 ± 0.0519	µg/l
Minimum	0.47	0.47	µg/l
Maximum	0.927	0.73	µg/l
Standard deviation	0.108	0.0692	µg/l
rel. Standard deviation	17.9	11.9	%
n	17	16	-

Parameter oriented report Volatile halogenated hydrocarbons (VOC), BTEX and MTBE - CB01

Sample: CB01ABTX, Parameter: Benzene

Graphical presentation of results

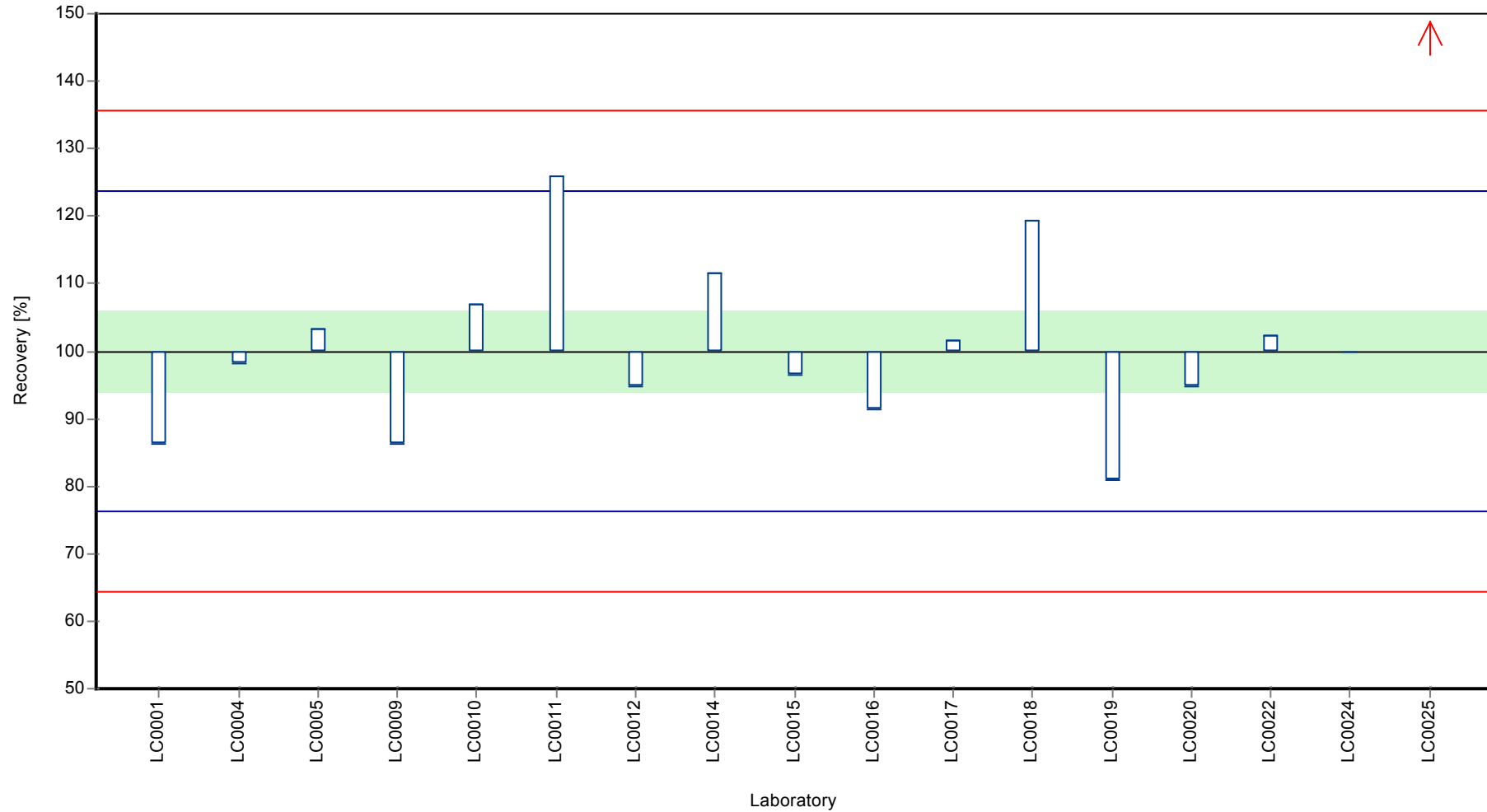
Results



Parameter oriented report Volatile halogenated hydrocarbons (VOC), BTEX and MTBE - CB01

Sample: CB01ABTX, Parameter: Benzene

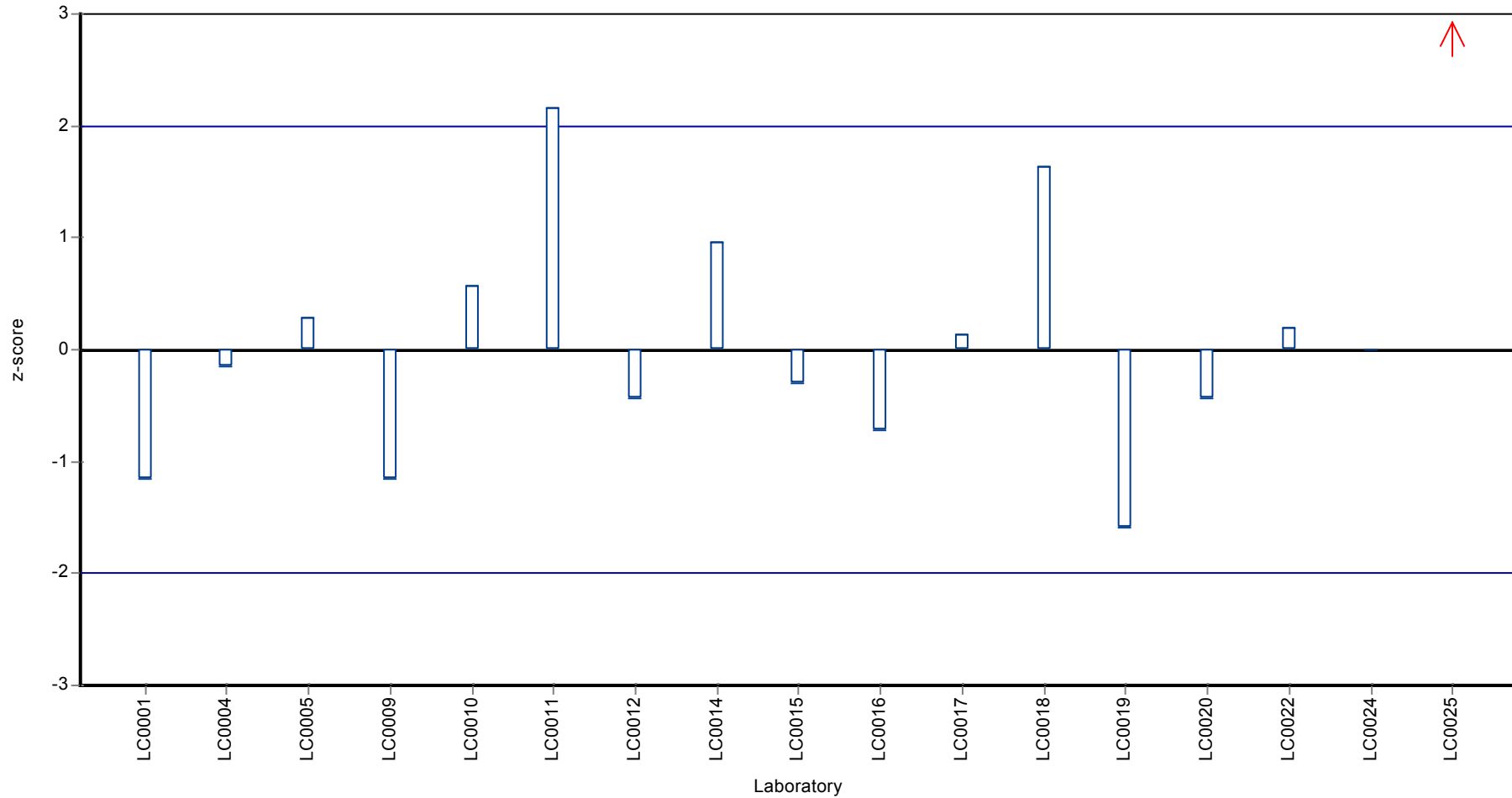
Recovery rate



Parameter oriented report Volatile halogenated hydrocarbons (VOC), BTEX and MTBE - CB01

Sample: CB01ABTX, Parameter: Benzene

Z-score



Parameter oriented report Volatile halogenated hydrocarbons (VOC), BTEX and MTBE - CB01

Sample: CB01BBTX, Parameter: Benzene

Parameter oriented report

CB01 B - BTEX / MTBE

Benzene

Unit	µg/l
Mean ± CI (99%)	2.07 ± 0.241
Minimum - Maximum	1.6 - 2.89
Control test value ± U	1.85 ± 0.135

Labcode	Result	± U	Recovery [%]	z-score	Comments
LC0001	1.6	0.25	77.4	-1.37	
LC0004	2.05	0.41	99.2	-0.05	
LC0005	2.3	0.5	111	0.68	
LC0006	-	-	-	-	
LC0007	2.06	0.37	99.7	-0.02	
LC0009	1.78	0.445	86.1	-0.84	
LC0010	2.14	0.412	104	0.21	
LC0011	2.49	0.5	120	1.24	
LC0012	2.5	0.3	121	1.27	
LC0014	2.07	0.13	100	0.01	
LC0015	1.76	0.405	85.1	-0.9	
LC0016	1.84	0.34	89	-0.67	
LC0017	1.96	0.586	94.8	-0.31	
LC0018	2.44	0.78	118	1.09	
LC0019	1.63	0.49	78.9	-1.28	
LC0020	1.91	0.2	92.4	-0.46	
LC0022	1.94	0.2716	93.9	-0.37	
LC0024	1.85	0.56	89.5	-0.64	
LC0025	2.886	-	140	2.4	

Characteristics of parameter

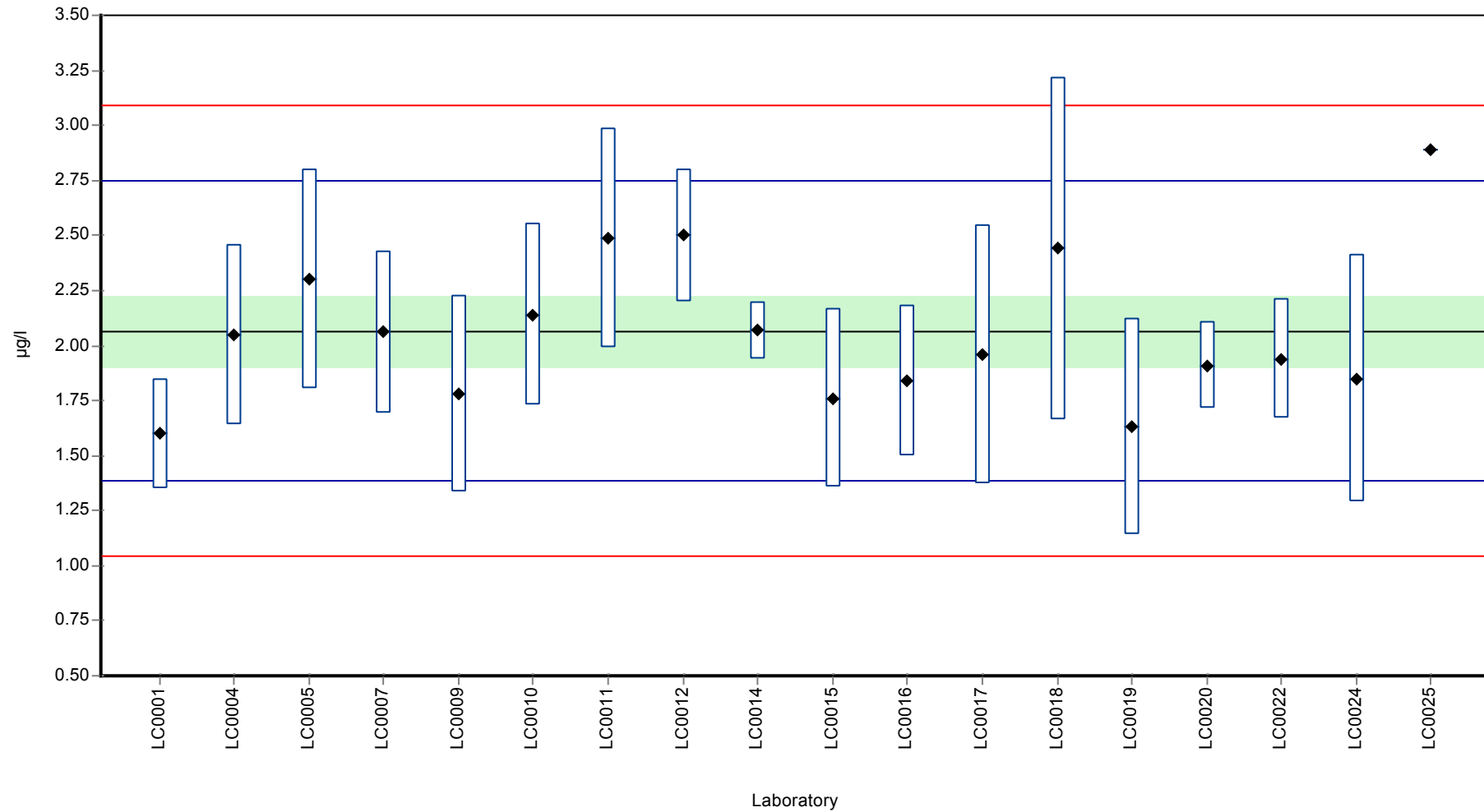
	all results	without outliers	Unit
Mean ± CI (99%)	2.07 ± 0.241	2.07 ± 0.241	µg/l
Minimum	1.6	1.6	µg/l
Maximum	2.89	2.89	µg/l
Standard deviation	0.341	0.341	µg/l
rel. Standard deviation	16.5	16.5	%
n	18	18	-

Parameter oriented report Volatile halogenated hydrocarbons (VOC), BTEX and MTBE - CB01

Sample: CB01BBTX, Parameter: Benzene

Graphical presentation of results

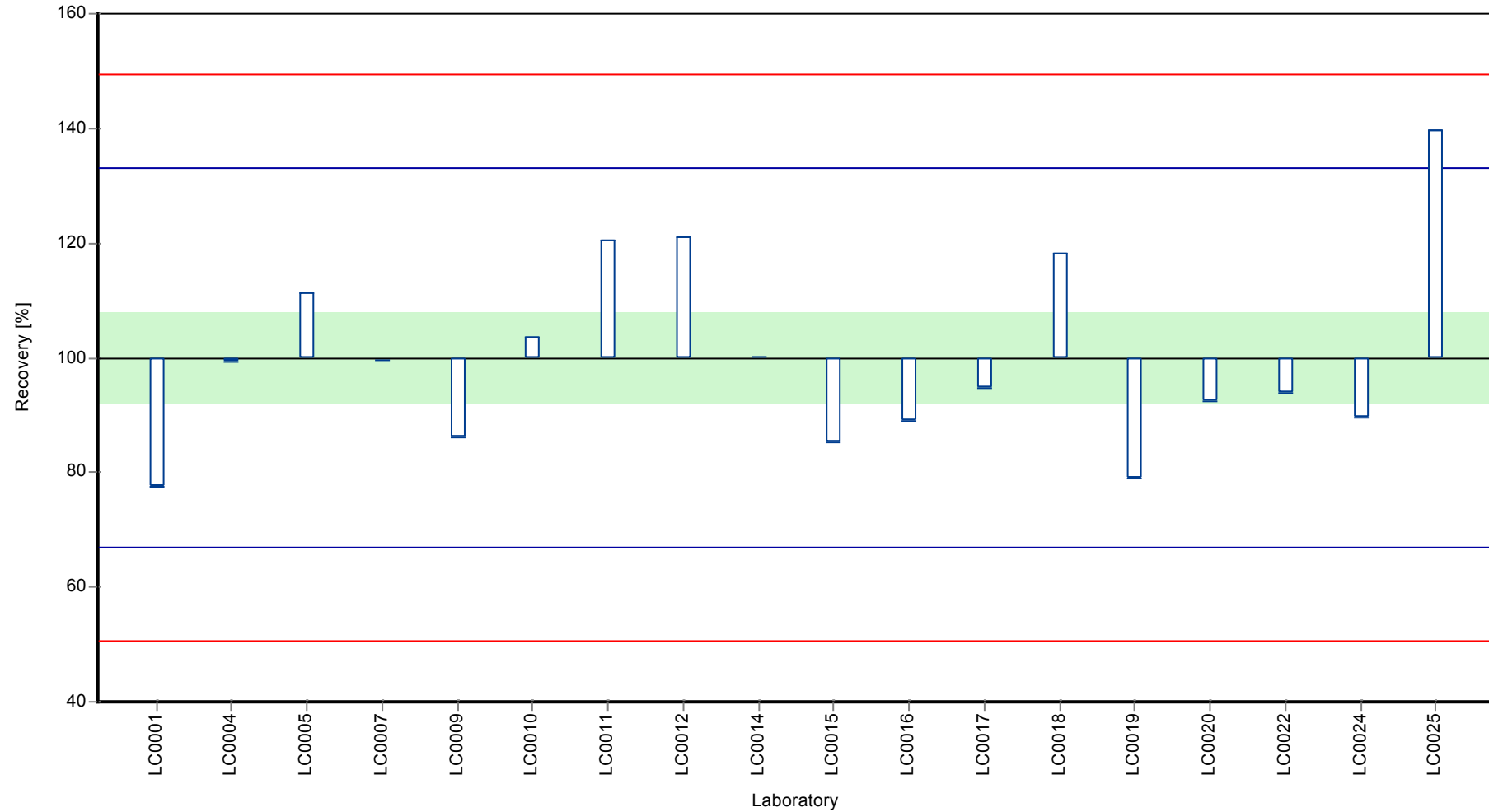
Results



Parameter oriented report Volatile halogenated hydrocarbons (VOC), BTEX and MTBE - CB01

Sample: CB01BBTX, Parameter: Benzene

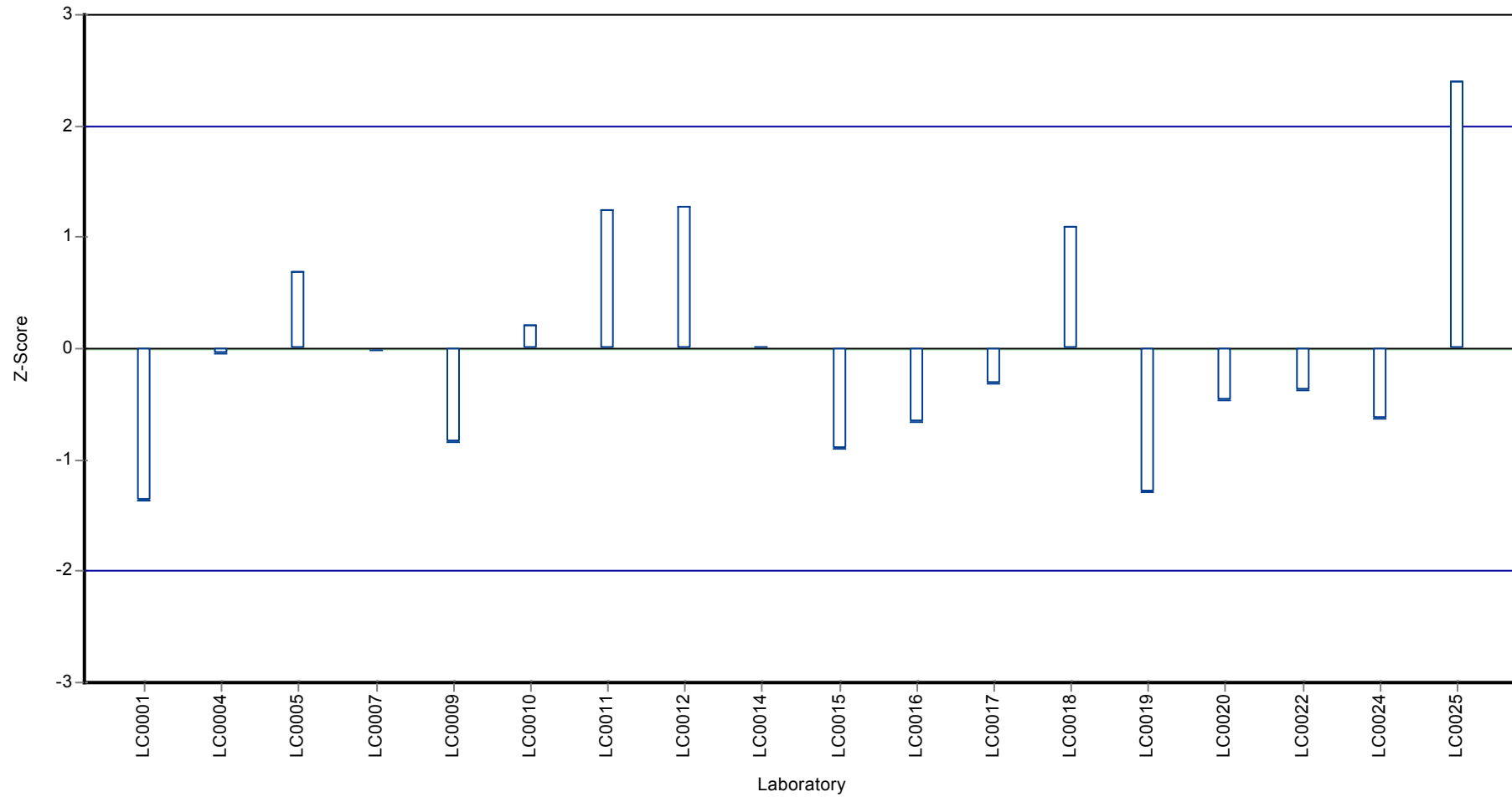
Recovery rate



Parameter oriented report Volatile halogenated hydrocarbons (VOC), BTEX and MTBE - CB01

Sample: CB01BBTX, Parameter: Benzene

Z-score



Parameter oriented report Volatile halogenated hydrocarbons (VOC), BTEX and MTBE - CB01

Sample: CB01ABTX, Parameter: Ethylbenzene

Parameter oriented report

CB01 A - BTEX / MTBE

Ethylbenzene

Unit	µg/l
Mean ± CI (99%)	0.442 ± 0.0383
Minimum - Maximum	0.32 - 0.52
Control test value ± U	0.424 ± 0.0415

Labcode	Result	± U	Recovery [%]	z-score	Comments
LC0001	0.39	0.05	88.3	-1.01	
LC0004	0.49	0.1	111	0.95	
LC0005	0.45	0.1	102	0.17	
LC0006	0.32	0.06	72.5	-2.38	
LC0007	< 0.5 (LOQ)	-	-	-	
LC0009	0.22	0.055	49.8	-4.34	H
LC0010	0.49	0.09	111	0.95	
LC0011	0.46	0.09	104	0.36	
LC0012	0.45	0.1	102	0.17	
LC0014	0.401	0.04	90.8	-0.8	
LC0015	0.404	0.093	91.5	-0.74	
LC0016	0.41	0.08	92.9	-0.62	
LC0017	0.52	0.155	118	1.54	
LC0018	0.505	0.187	114	1.24	
LC0019	0.44	0.13	99.6	-0.03	
LC0020	0.41	0.04	92.9	-0.62	
LC0022	0.475	0.04275	108	0.66	
LC0024	0.45	0.14	102	0.17	
LC0025	-	-	-	-	

Characteristics of parameter

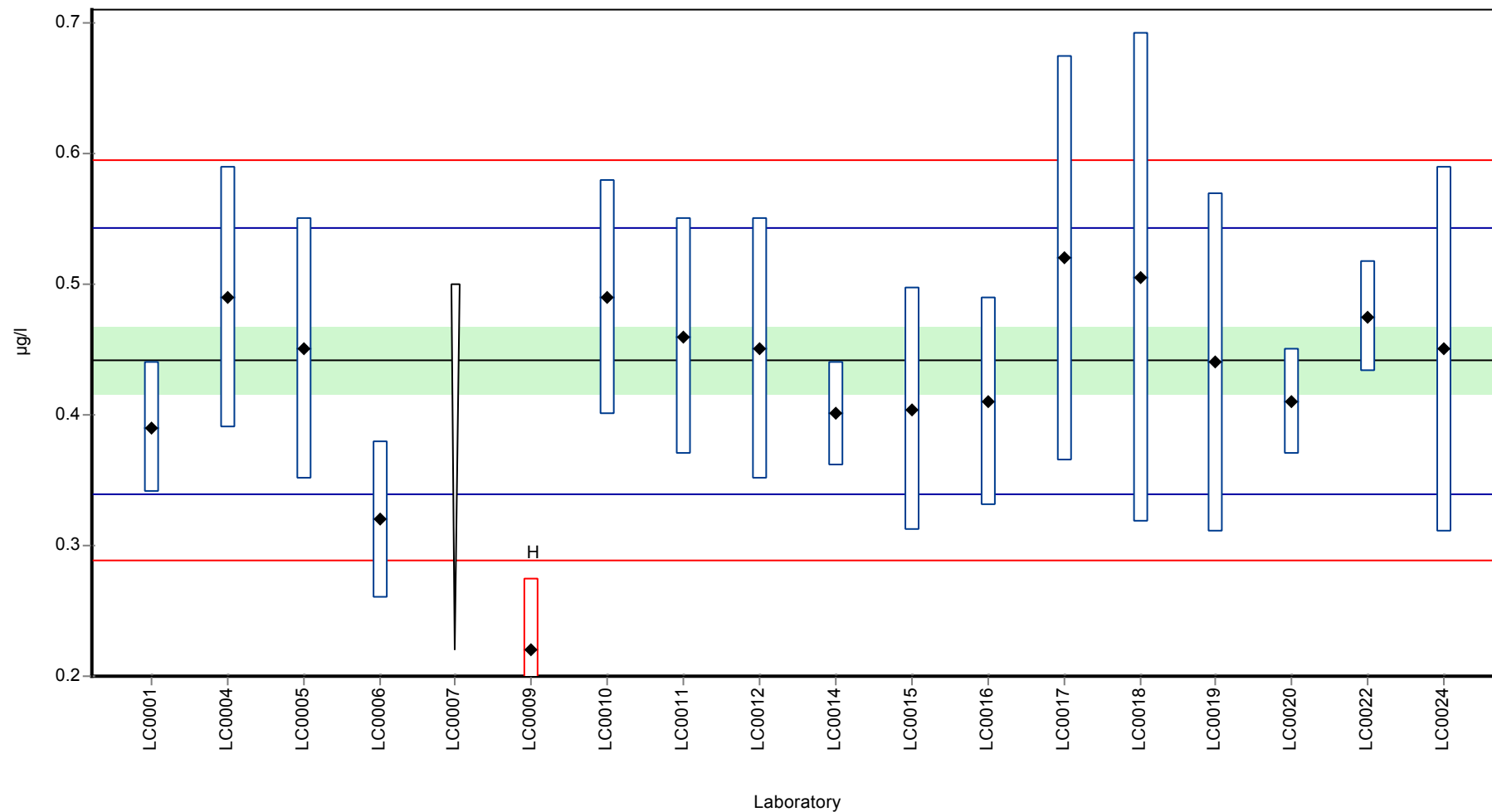
	all results	without outliers	Unit
Mean ± CI (99%)	0.429 ± 0.0531	0.442 ± 0.0383	µg/l
Minimum	0.22	0.32	µg/l
Maximum	0.52	0.52	µg/l
Standard deviation	0.073	0.051	µg/l
rel. Standard deviation	17	11.6	%
n	17	16	-

Parameter oriented report Volatile halogenated hydrocarbons (VOC), BTEX and MTBE - CB01

Sample: CB01ABTX, Parameter: Ethylbenzene

Graphical presentation of results

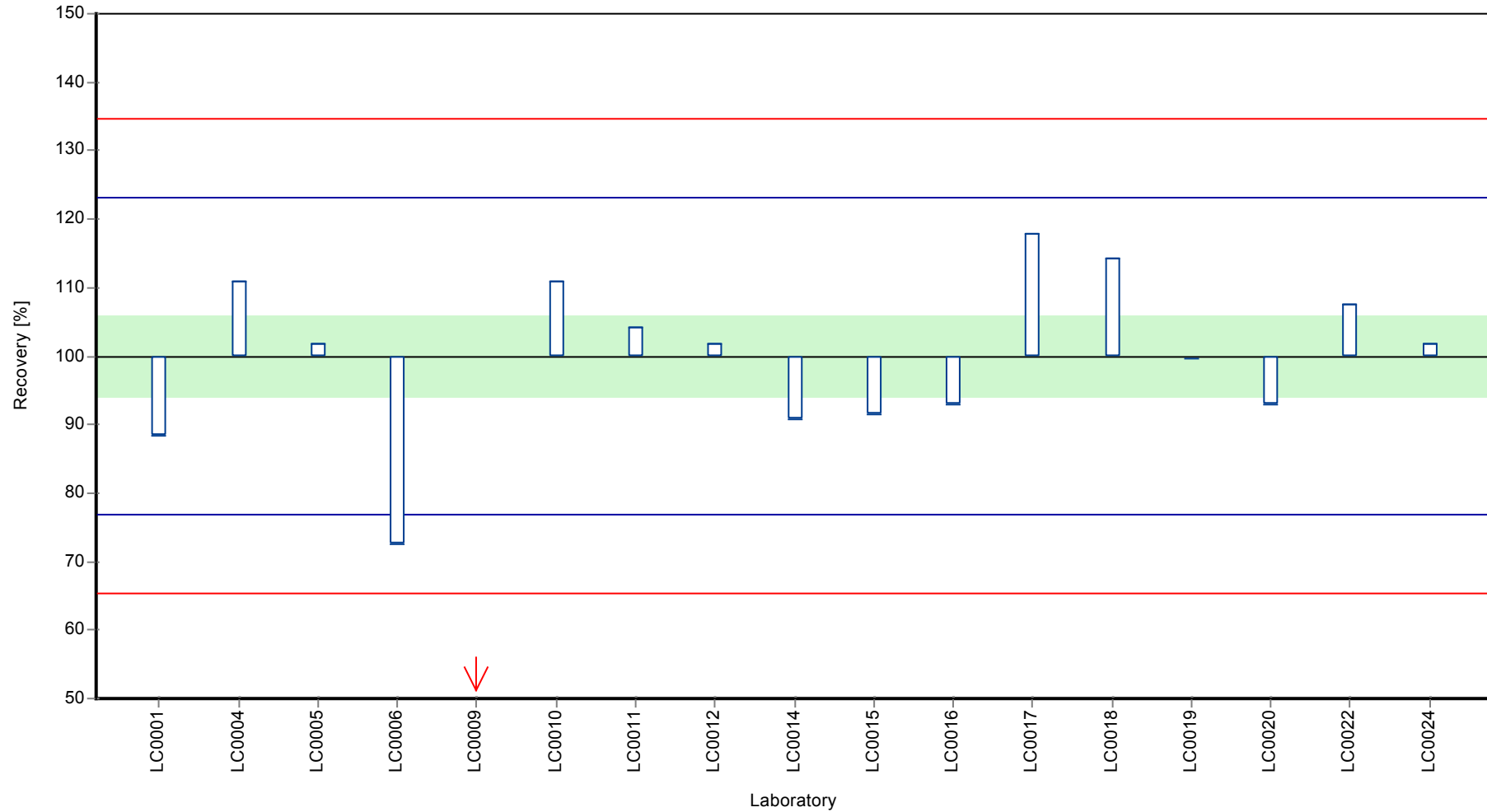
Results



Parameter oriented report Volatile halogenated hydrocarbons (VOC), BTEX and MTBE - CB01

Sample: CB01ABTX, Parameter: Ethylbenzene

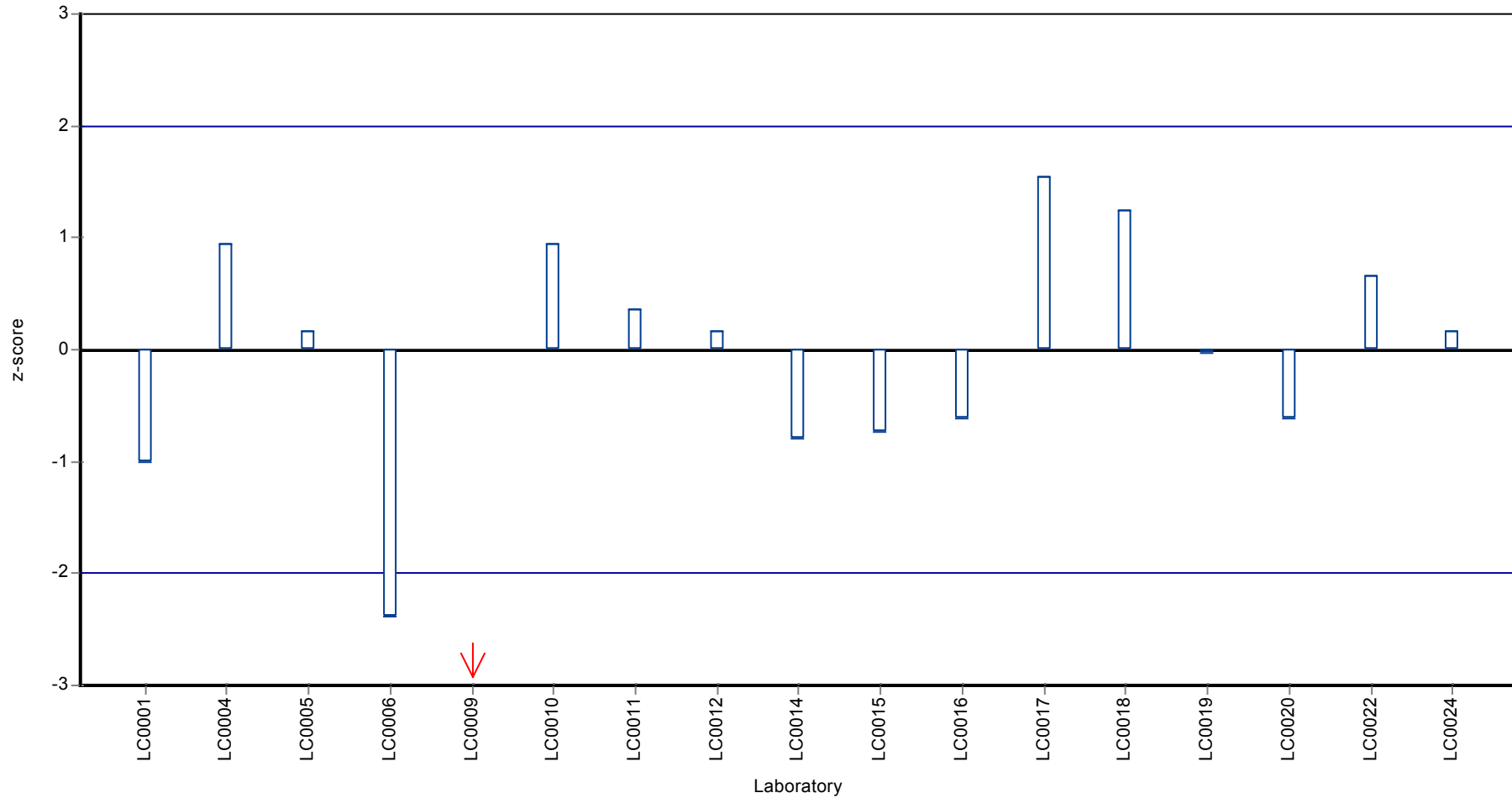
Recovery rate



Parameter oriented report Volatile halogenated hydrocarbons (VOC), BTEX and MTBE - CB01

Sample: CB01ABTX, Parameter: Ethylbenzene

Z-score



Parameter oriented report Volatile halogenated hydrocarbons (VOC), BTEX and MTBE - CB01

Sample: CB01BBTX, Parameter: Ethylbenzene

Parameter oriented report

CB01 B - BTEX / MTBE

Ethylbenzene

Unit	µg/l
Mean ± CI (99%)	1.45 ± 0.201
Minimum - Maximum	0.87 - 2
Control test value ± U	1.37 ± 0.228

Labcode	Result	± U	Recovery [%]	z-score	Comments
LC0001	1.1	0.08	75.8	-1.27	
LC0004	1.64	0.33	113	0.69	
LC0005	1.8	0.4	124	1.27	
LC0006	0.55	0.06	37.9	-3.26	H
LC0007	1.374	0.26	94.7	-0.28	
LC0009	0.87	0.218	60	-2.1	
LC0010	1.62	0.298	112	0.61	
LC0011	1.41	0.28	97.2	-0.15	
LC0012	1.31	0.1	90.3	-0.51	
LC0014	1.47	0.15	101	0.07	
LC0015	1.4	0.322	96.5	-0.18	
LC0016	1.56	0.29	108	0.4	
LC0017	1.72	0.515	119	0.98	
LC0018	2	0.62	138	1.99	
LC0019	1.08	0.32	74.5	-1.34	
LC0020	1.33	0.1	91.7	-0.44	
LC0022	1.51	0.1359	104	0.22	
LC0024	1.46	0.44	101	0.04	
LC0025	-	-	-	-	

Characteristics of parameter

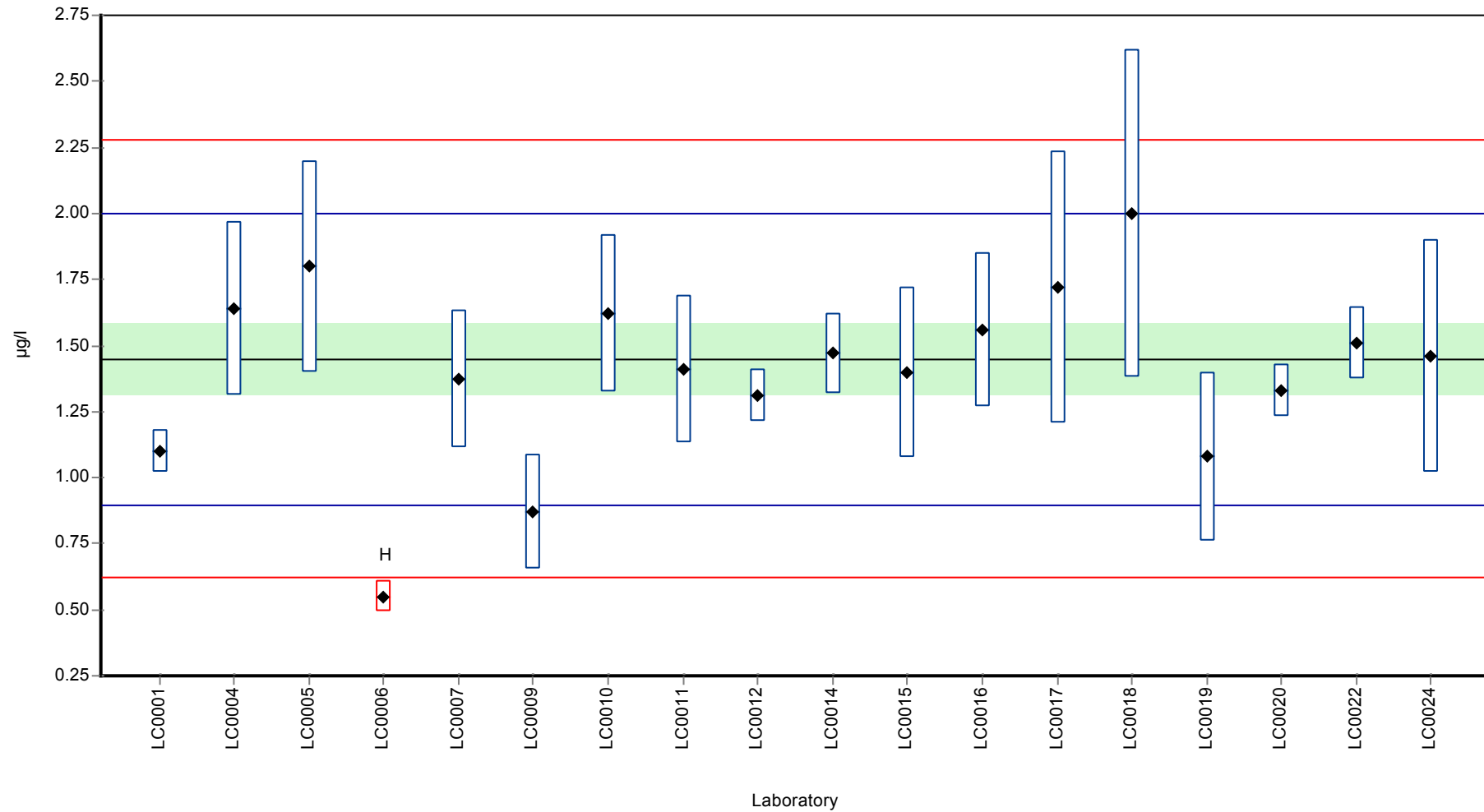
	all results	without outliers	Unit
Mean ± CI (99%)	1.4 ± 0.242	1.45 ± 0.201	µg/l
Minimum	0.55	0.87	µg/l
Maximum	2	2	µg/l
Standard deviation	0.342	0.276	µg/l
rel. Standard deviation	24.4	19	%
n	18	17	-

Parameter oriented report Volatile halogenated hydrocarbons (VOC), BTEX and MTBE - CB01

Sample: CB01BBTX, Parameter: Ethylbenzene

Graphical presentation of results

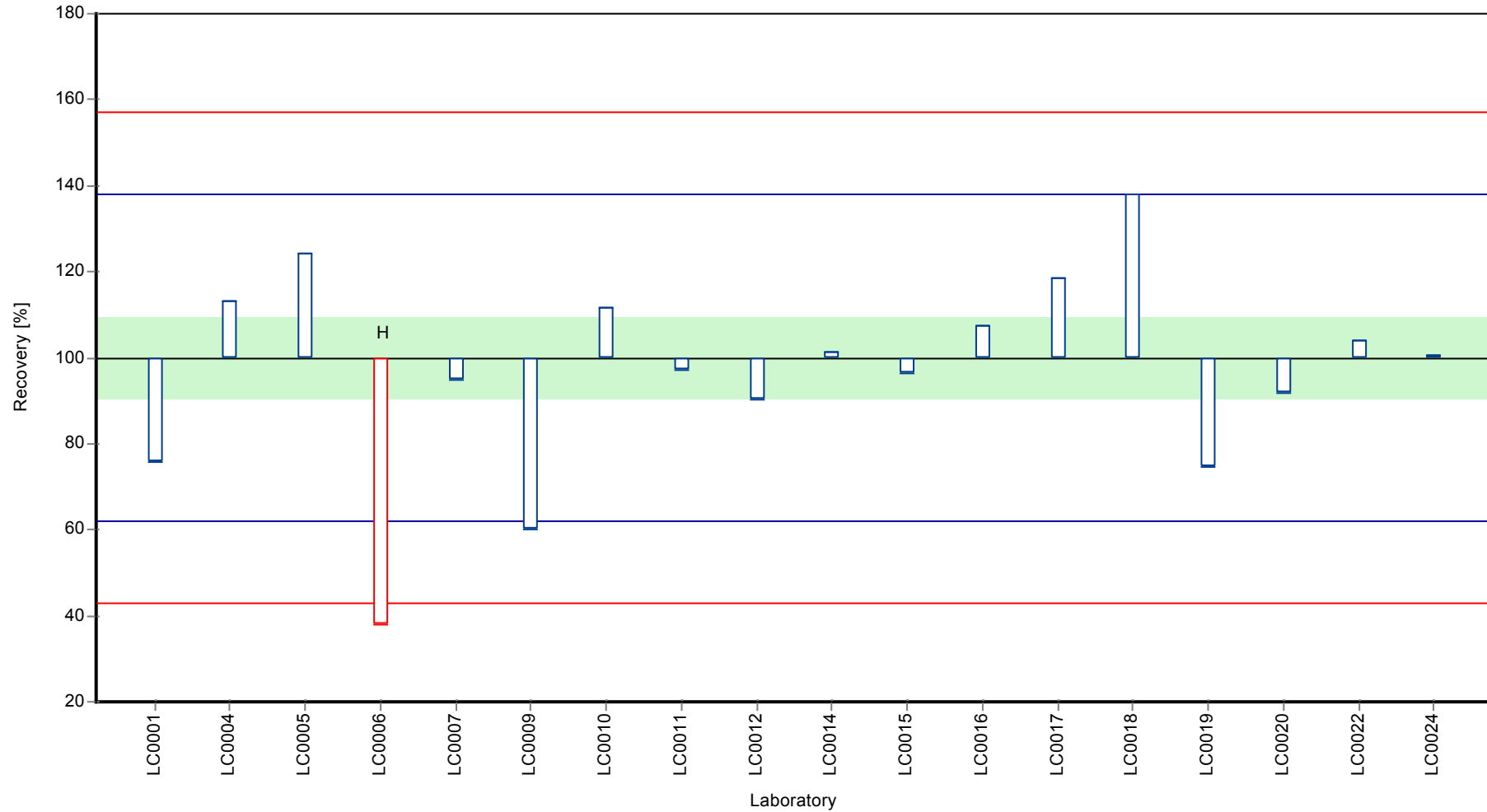
Results



Parameter oriented report Volatile halogenated hydrocarbons (VOC), BTEX and MTBE - CB01

Sample: CB01BBTX, Parameter: Ethylbenzene

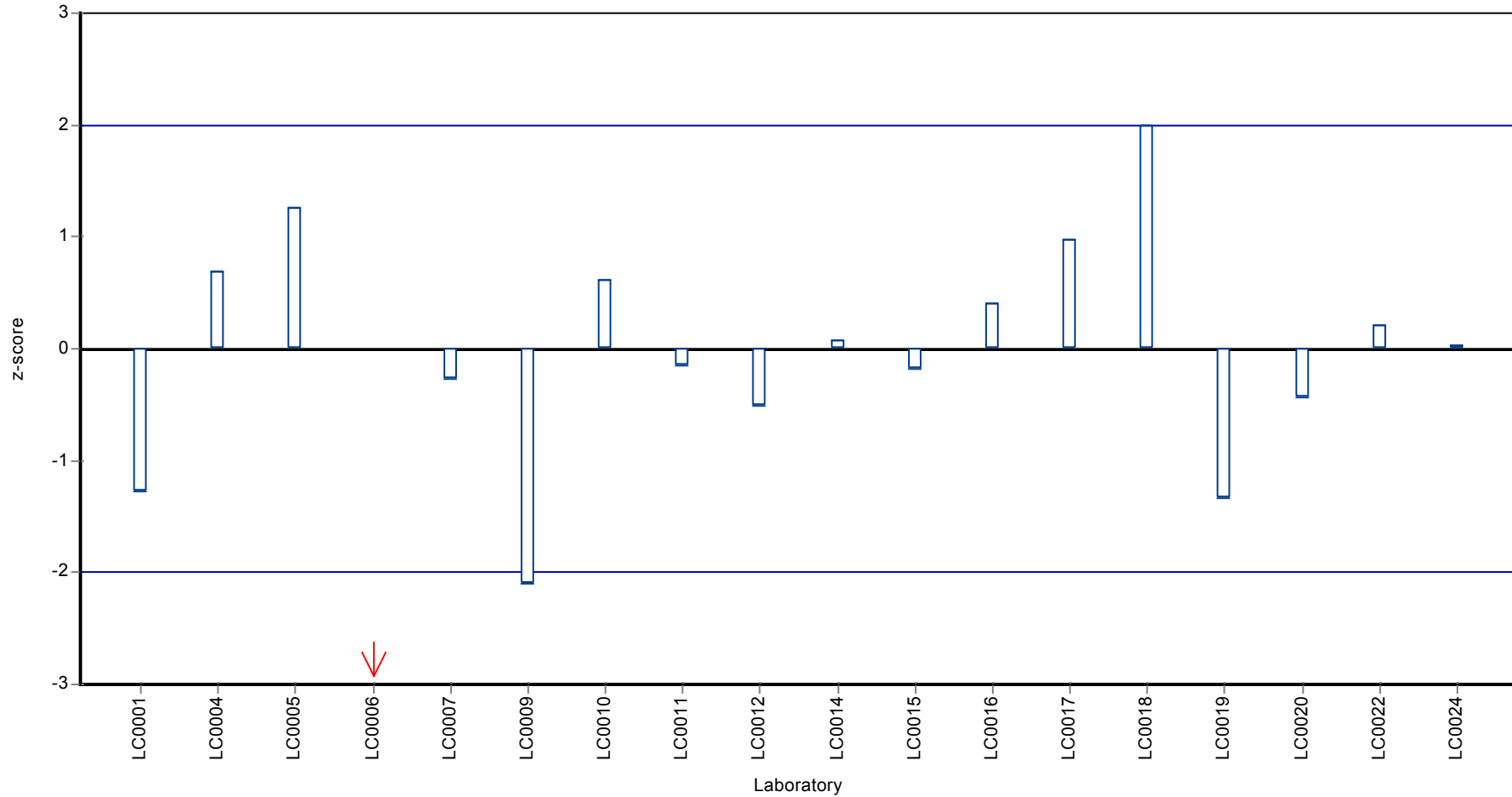
Recovery rate



Parameter oriented report Volatile halogenated hydrocarbons (VOC), BTEX and MTBE - CB01

Sample: CB01BBTX, Parameter: Ethylbenzene

Z-score



Parameter oriented report Volatile halogenated hydrocarbons (VOC), BTEX and MTBE - CB01

Sample: CB01ABTX, Parameter: o-Xylene

Parameter oriented report

CB01 A - BTEX / MTBE

o-Xylene

Unit	µg/l
Mean ± CI (99%)	4.41 ± 0.513
Minimum - Maximum	2.88 - 5.7
Control test value ± U	4.40 ± 0.0906

Labcode	Result	± U	Recovery [%]	z-score	Comments
LC0001	4.1	0.19	93	-0.45	
LC0004	4.82	0.96	109	0.6	
LC0005	5.4	1.1	122	1.45	
LC0006	2.14	0.2	48.5	-3.32	H
LC0007	4.374	0.89	99.2	-0.05	
LC0009	2.88	0.72	65.3	-2.24	
LC0010	4.44	0.813	101	0.04	
LC0011	4.58	0.92	104	0.25	
LC0012	7.87	0.8	178	5.06	H
LC0014	4.34	0.67	98.4	-0.1	
LC0015	4.43	1.063	100	0.03	
LC0016	4.6	0.83	104	0.28	
LC0017	4.79	1.438	109	0.55	
LC0018	5.7	1.68	129	1.88	
LC0019	3.7	1.11	83.9	-1.04	
LC0020	3.42	0.3	77.5	-1.45	
LC0022	4.34	0.3906	98.4	-0.1	
LC0024	4.66	1.4	106	0.36	
LC0025	-	-	-	-	

Characteristics of parameter

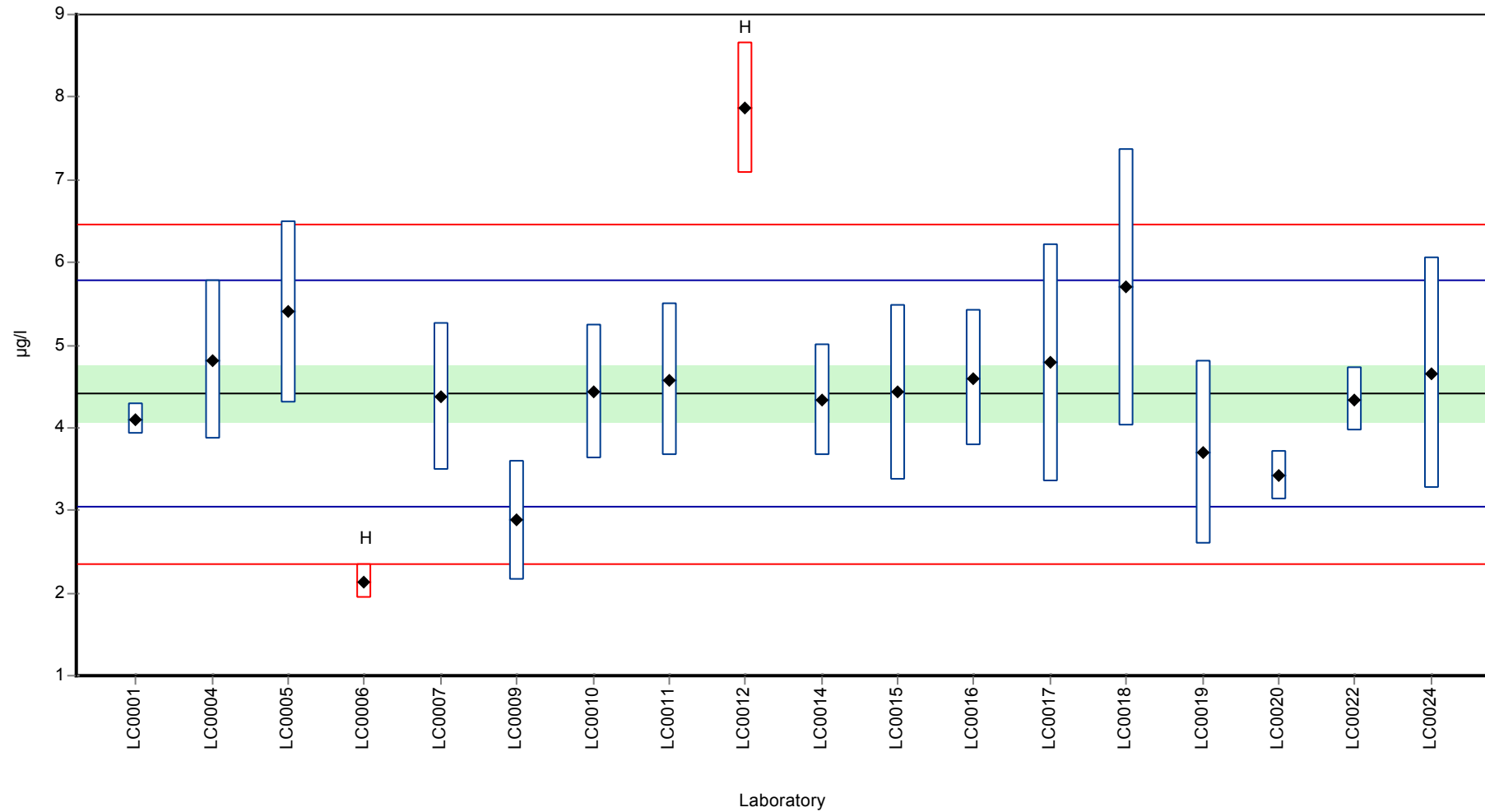
	all results	without outliers	Unit
Mean ± CI (99%)	4.48 ± 0.841	4.41 ± 0.513	µg/l
Minimum	2.14	2.88	µg/l
Maximum	7.87	5.7	µg/l
Standard deviation	1.19	0.684	µg/l
rel. Standard deviation	26.6	15.5	%
n	18	16	-

Parameter oriented report Volatile halogenated hydrocarbons (VOC), BTEX and MTBE - CB01

Sample: CB01ABTX, Parameter: o-Xylene

Graphical presentation of results

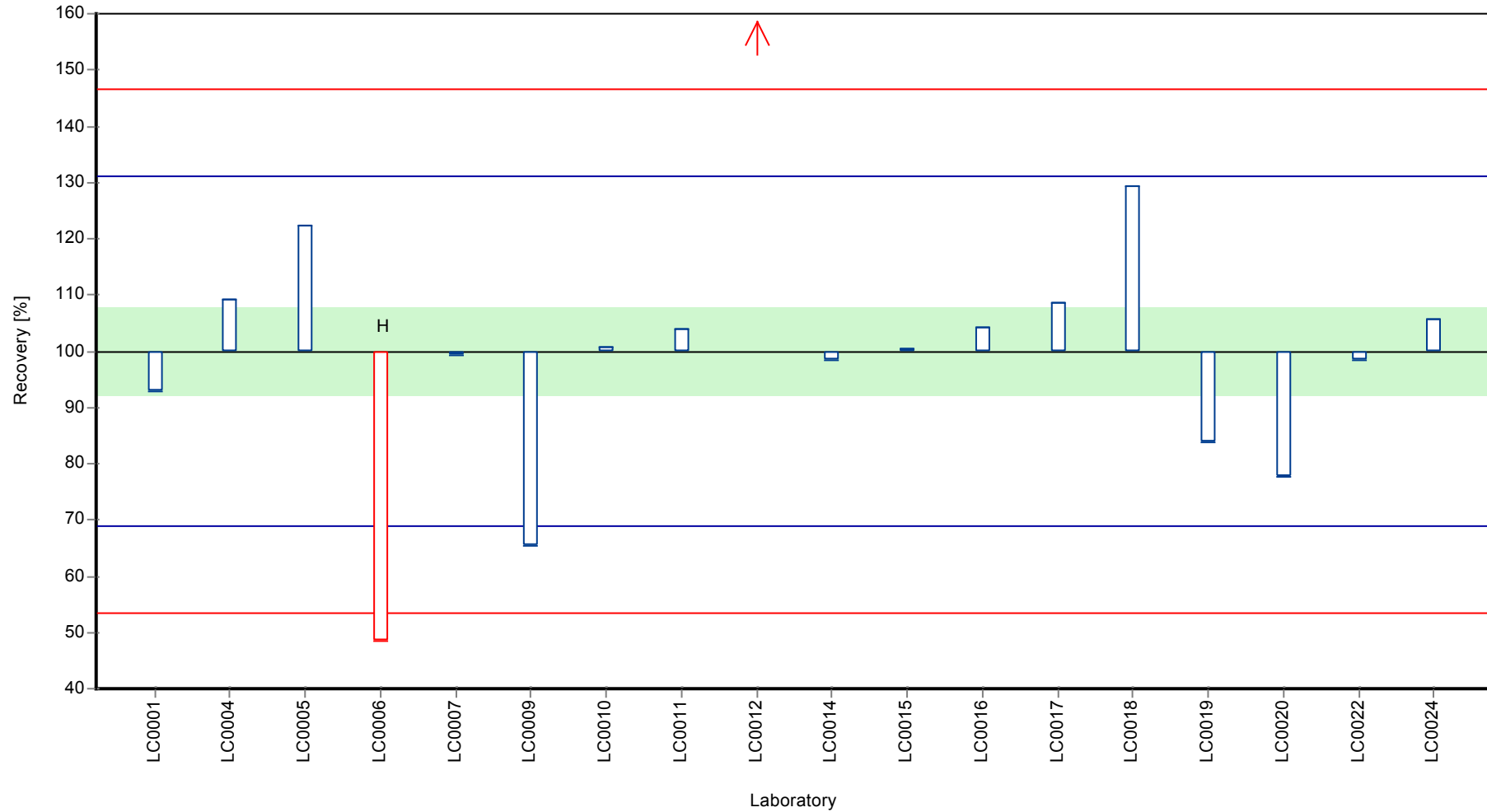
Results



Parameter oriented report Volatile halogenated hydrocarbons (VOC), BTEX and MTBE - CB01

Sample: CB01ABTX, Parameter: o-Xylene

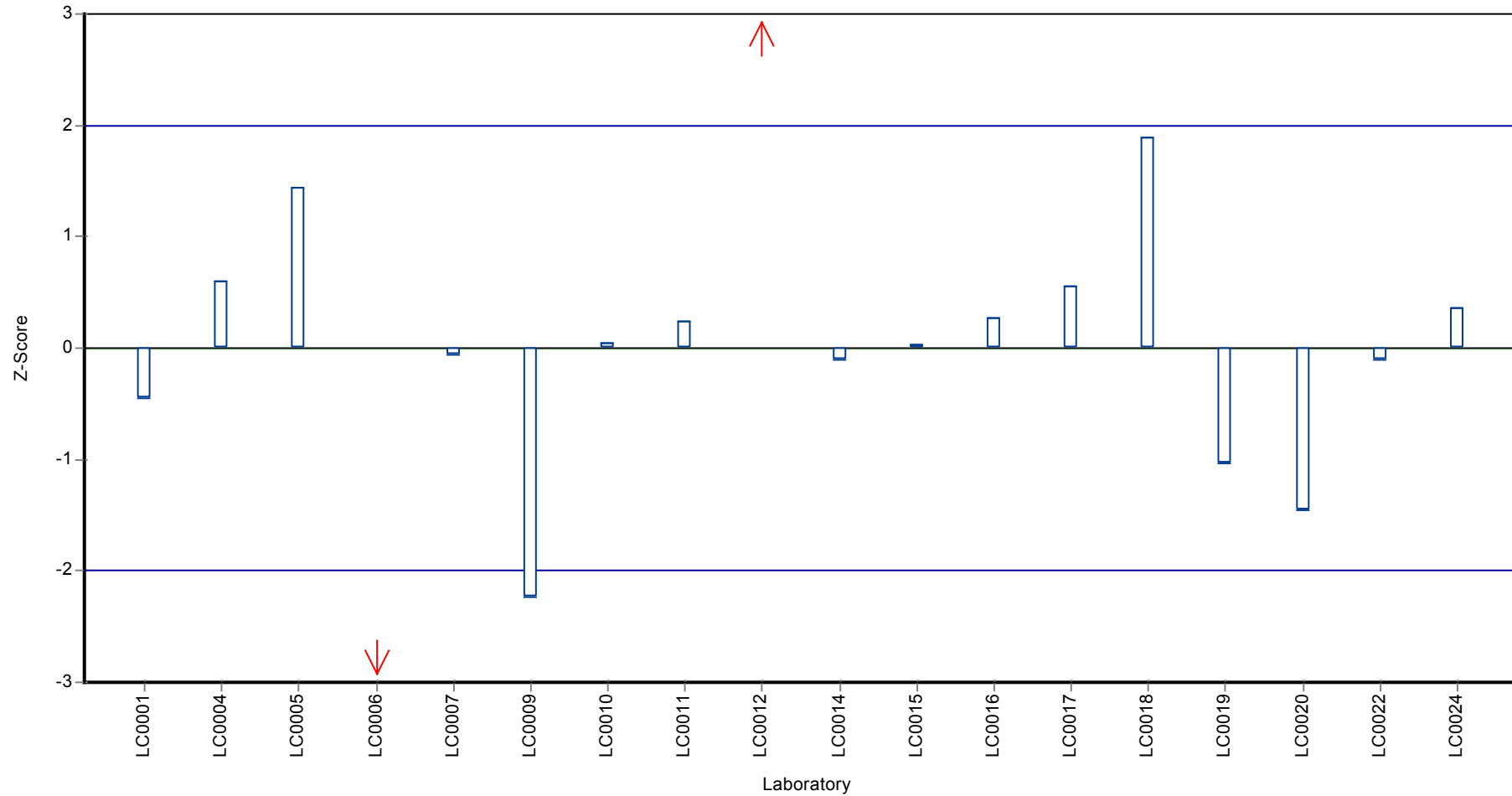
Recovery rate



Parameter oriented report Volatile halogenated hydrocarbons (VOC), BTEX and MTBE - CB01

Sample: CB01ABTX, Parameter: o-Xylene

Z-score



Parameter oriented report Volatile halogenated hydrocarbons (VOC), BTEX and MTBE - CB01

Sample: CB01BBTX, Parameter: o-Xylene

Parameter oriented report

CB01 B - BTEX / MTBE

o-Xylene

Unit	µg/l
Mean ± CI (99%)	3.03 ± 0.363
Minimum - Maximum	2.2 - 4.02
Control test value ± U	2.96 ± 0.166

Labcode	Result	± U	Recovery [%]	z-score	Comments
LC0001	2.5	0.14	82.4	-1.1	
LC0004	3.28	0.66	108	0.51	
LC0005	3.4	0.7	112	0.76	
LC0006	0.94	0.2	31	-4.33	H
LC0007	3.247	0.66	107	0.44	
LC0009	2.2	0.55	72.5	-1.72	
LC0010	3.16	0.588	104	0.26	
LC0011	3.02	0.6	99.6	-0.03	
LC0012	6.95	0.7	229	8.1	H
LC0014	3.03	0.11	99.9	-0.01	
LC0015	2.98	0.715	98.2	-0.11	
LC0016	3.22	0.58	106	0.39	
LC0017	3.67	1.1	121	1.32	
LC0018	4.02	1.18	133	2.04	
LC0019	2.34	0.7	77.1	-1.43	
LC0020	2.43	0.2	80.1	-1.25	
LC0022	2.95	0.2655	97.2	-0.17	
LC0024	3.09	0.93	102	0.12	
LC0025	-	-	-	-	

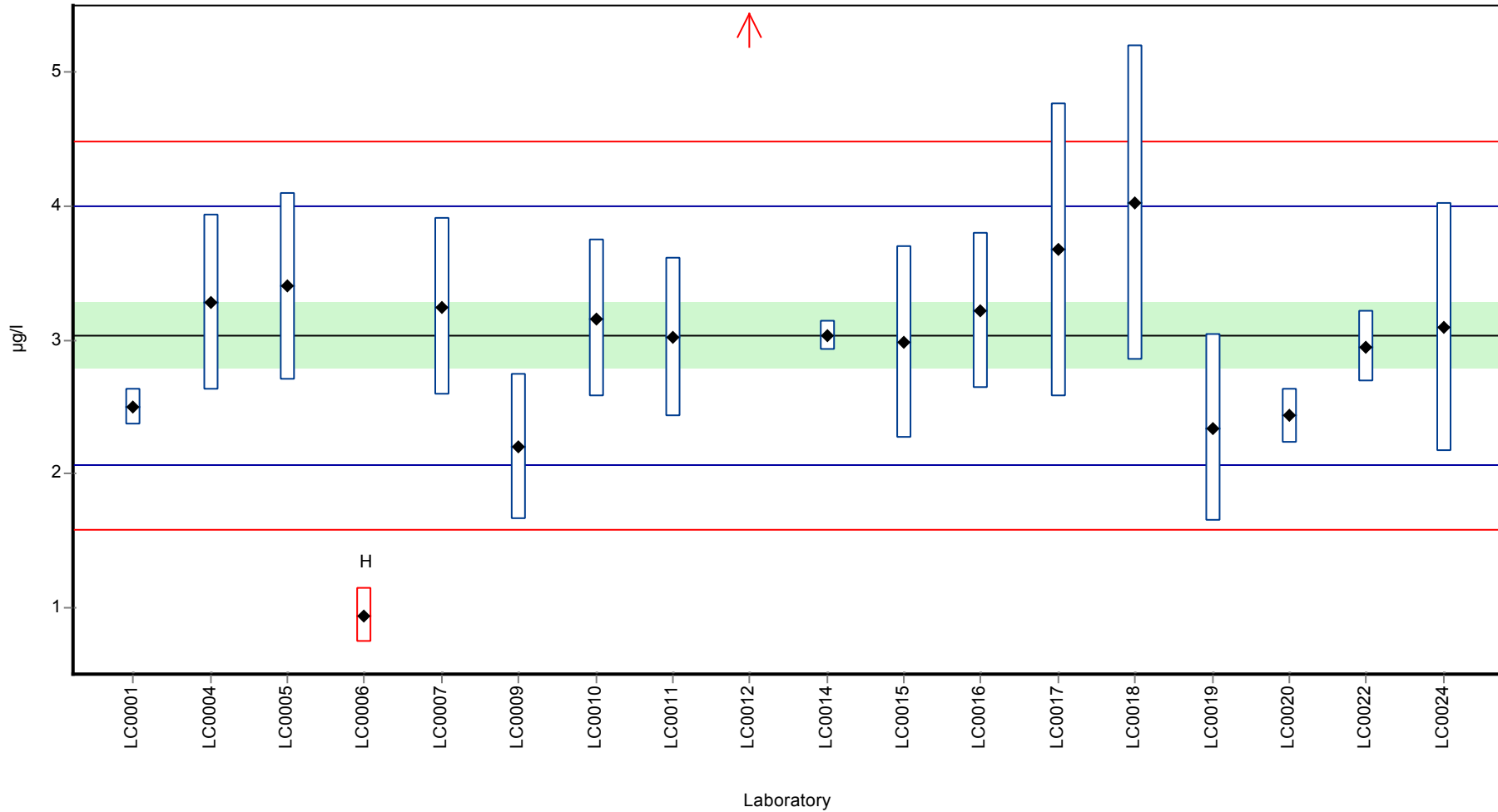
Characteristics of parameter

	all results	without outliers	Unit
Mean ± CI (99%)	3.13 ± 0.823	3.03 ± 0.363	µg/l
Minimum	0.94	2.2	µg/l
Maximum	6.95	4.02	µg/l
Standard deviation	1.16	0.484	µg/l
rel. Standard deviation	37.1	15.9	%
n	18	16	-

Parameter oriented report Volatile halogenated hydrocarbons (VOC), BTEX and MTBE - CB01

Sample: CB01BBTX, Parameter: o-Xylene

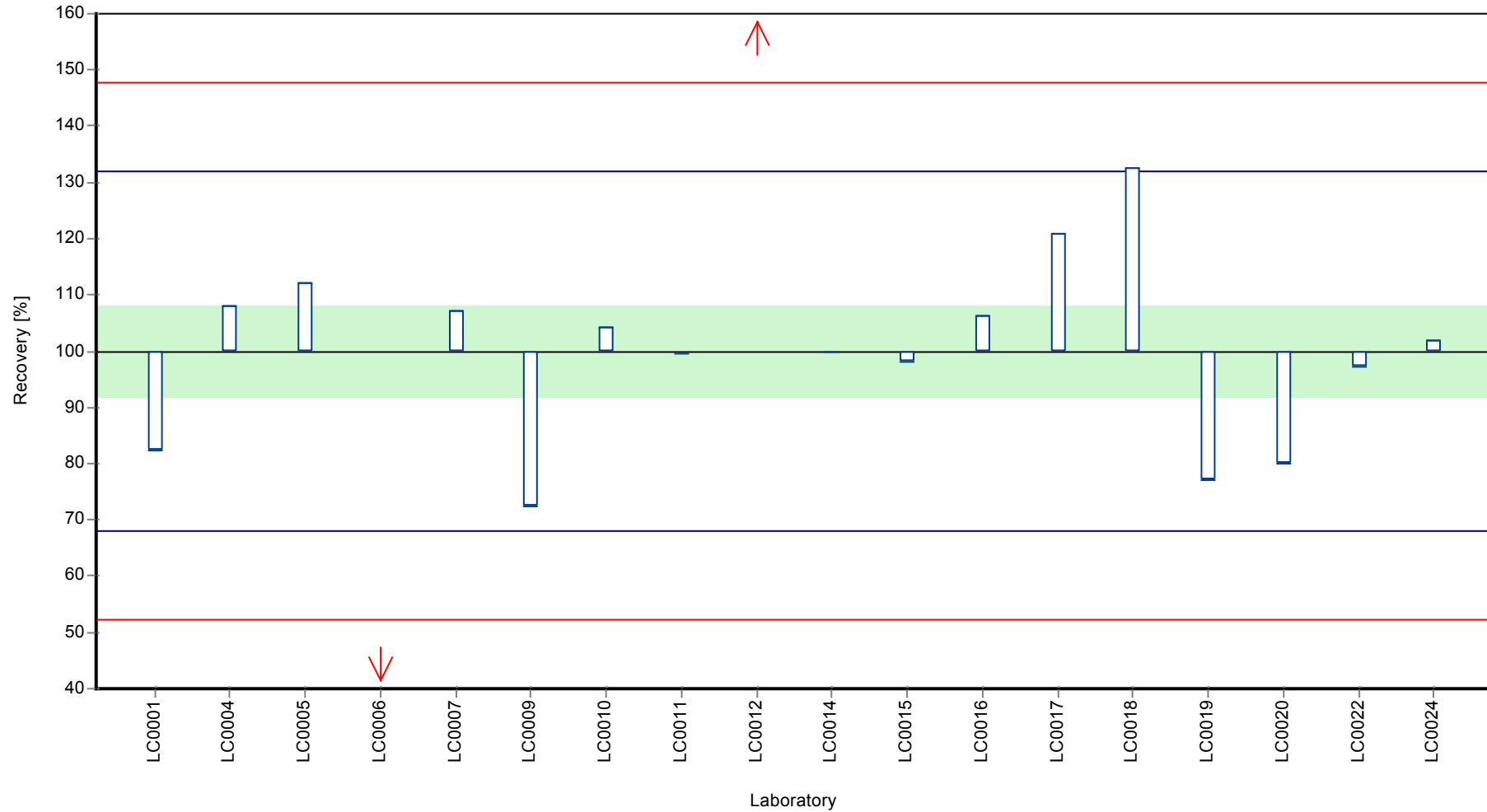
Graphical presentation of results
Results



Parameter oriented report Volatile halogenated hydrocarbons (VOC), BTEX and MTBE - CB01

Sample: CB01BBTX, Parameter: o-Xylene

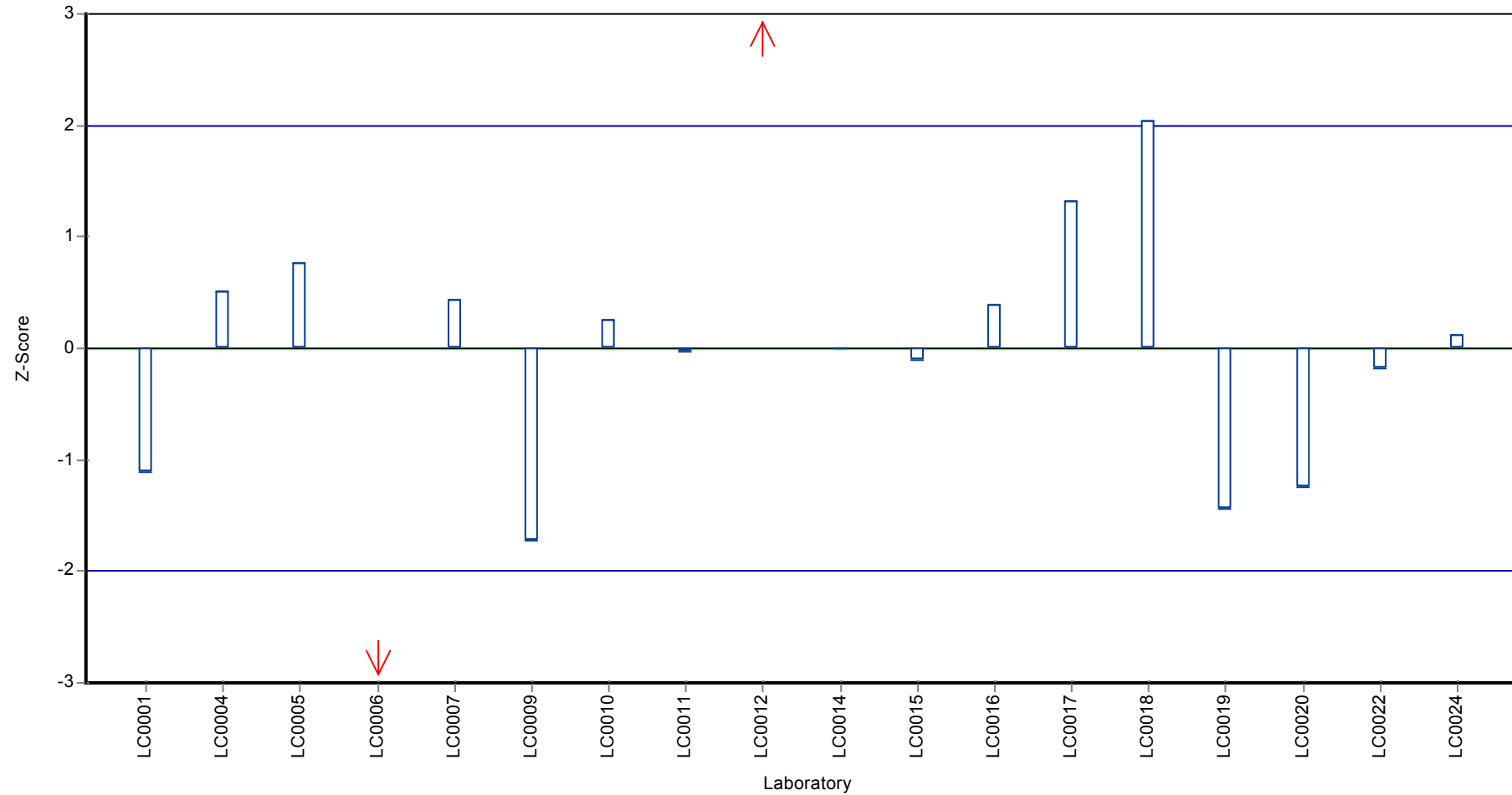
Recovery rate



Parameter oriented report Volatile halogenated hydrocarbons (VOC), BTEX and MTBE - CB01

Sample: CB01BBTX, Parameter: o-Xylene

Z-score



Parameter oriented report Volatile halogenated hydrocarbons (VOC), BTEX and MTBE - CB01

Sample: CB01ABTX, Parameter: Sum of m-Xylene and p-Xylene

Parameter oriented report

CB01 A - BTEX / MTBE

Sum of m-Xylene and p-Xylene

Unit	µg/l
Mean ± CI (99%)	5.69 ± 0.719
Minimum - Maximum	3.48 - 7.36
Control test value ± U	5.42 ± 0.0167

Labcode	Result	± U	Recovery [%]	z-score	Comments
LC0001	5	0.39	87.8	-0.72	
LC0004	6.53	1.31	115	0.87	
LC0005	6.5	1.3	114	0.84	
LC0006	3.48	0.4	61.1	-2.31	
LC0007	5.714	1.37	100	0.02	
LC0009	2.95	0.738	51.8	-2.86	H
LC0010	5.67	1.05	99.6	-0.02	
LC0011	6.05	1.21	106	0.37	
LC0012	7.31	0.7	128	1.69	
LC0014	5.39	0.96	94.7	-0.32	
LC0015	5.4	1.674	94.8	-0.31	
LC0016	5.49	0.99	96.4	-0.21	
LC0017	5.25	1.576	92.2	-0.46	
LC0018	7.36	2.41	129	1.74	
LC0019	2.34	0.7	41.1	-3.5	H
LC0020	4.65	0.5	81.7	-1.09	
LC0022	5.5	0.44	96.6	-0.2	
LC0024	5.8	1.74	102	0.11	
LC0025	-	-	-	-	

Characteristics of parameter

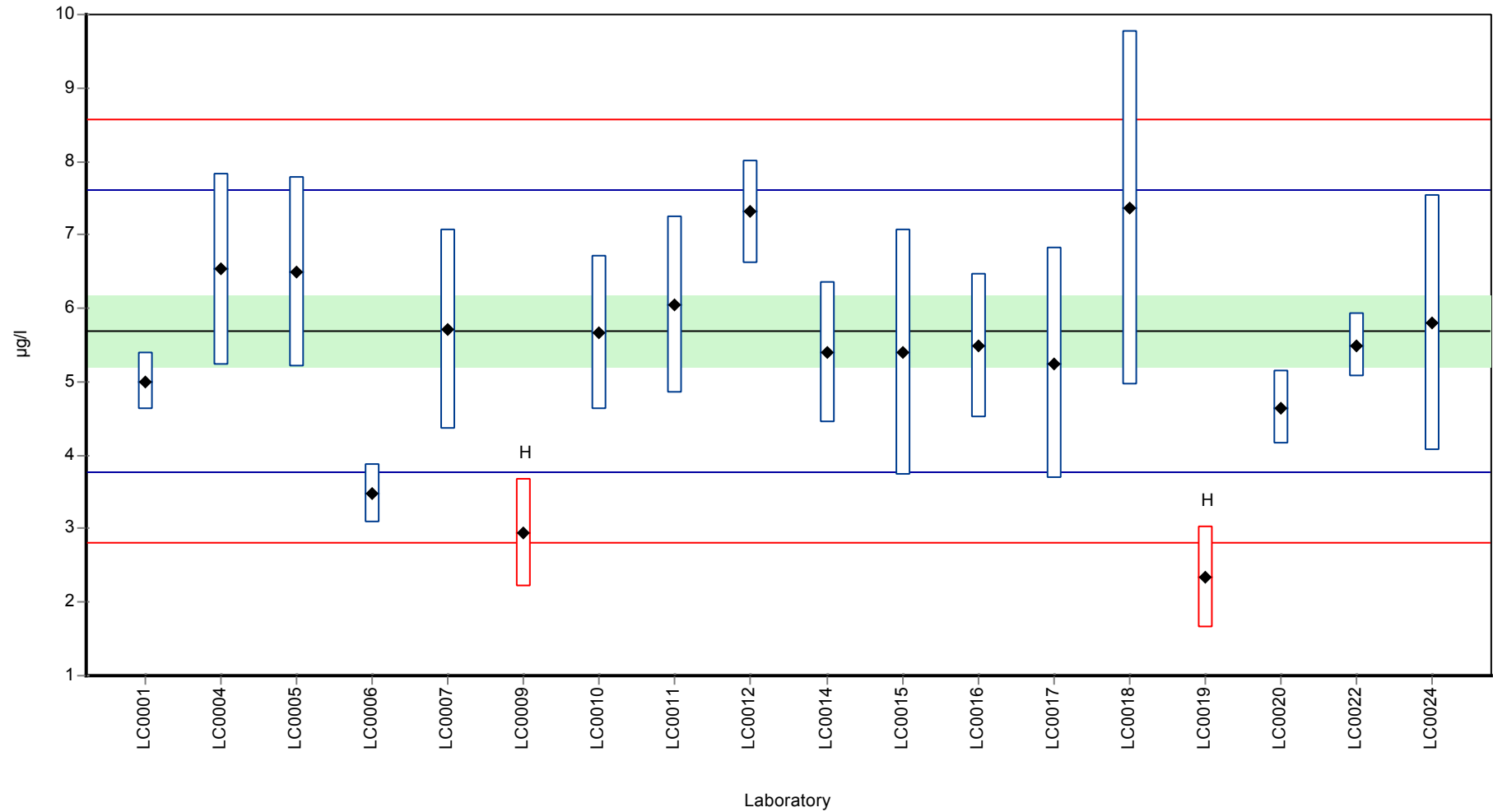
	all results	without outliers	Unit
Mean ± CI (99%)	5.35 ± 0.947	5.69 ± 0.719	µg/l
Minimum	2.34	3.48	µg/l
Maximum	7.36	7.36	µg/l
Standard deviation	1.34	0.959	µg/l
rel. Standard deviation	25	16.8	%
n	18	16	-

Parameter oriented report Volatile halogenated hydrocarbons (VOC), BTEX and MTBE - CB01

Sample: CB01ABTX, Parameter: Sum of m-Xylene and p-Xylene

Graphical presentation of results

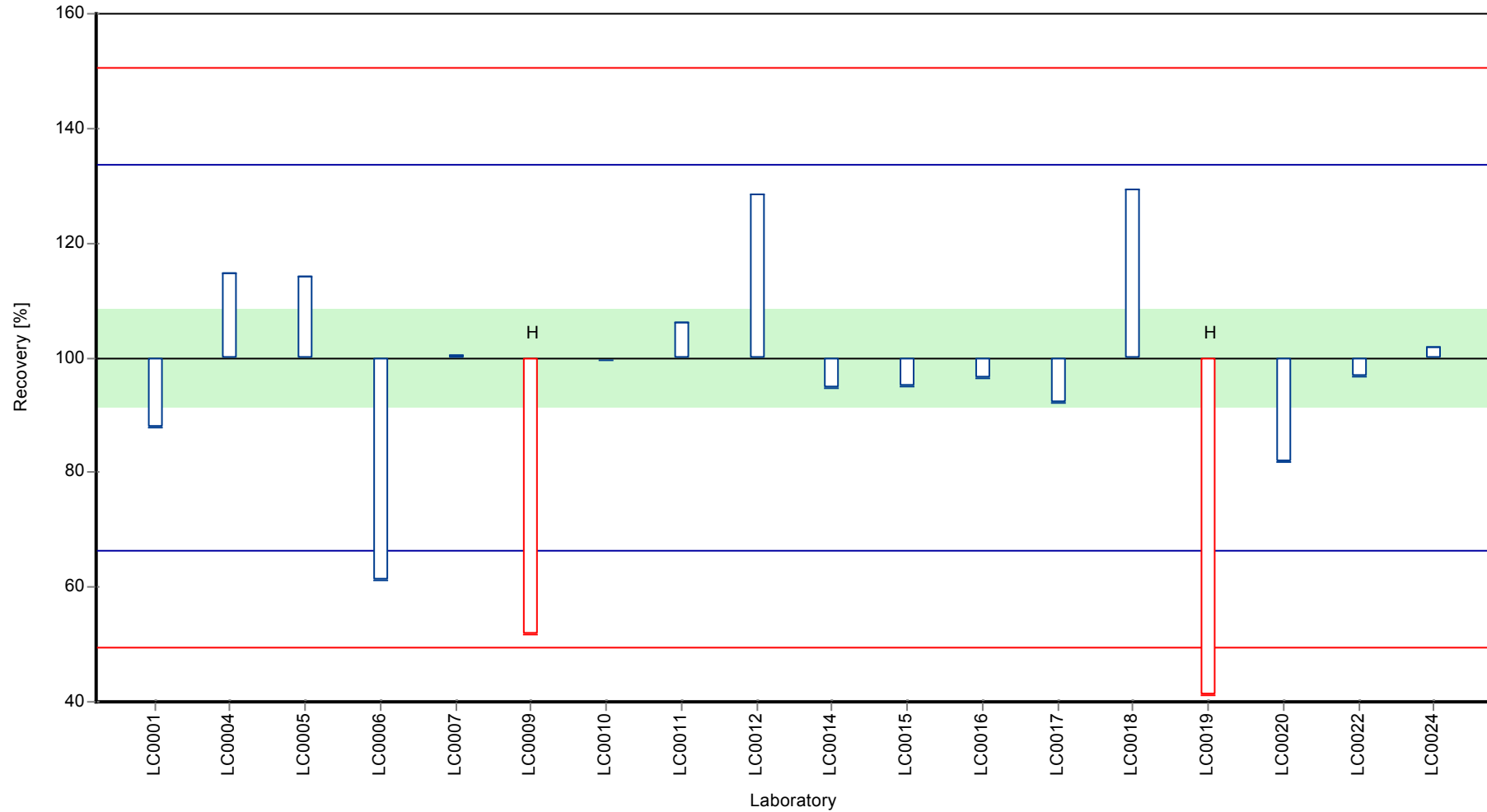
Results



Parameter oriented report Volatile halogenated hydrocarbons (VOC), BTEX and MTBE - CB01

Sample: CB01ABTX, Parameter: Sum of m-Xylene and p-Xylene

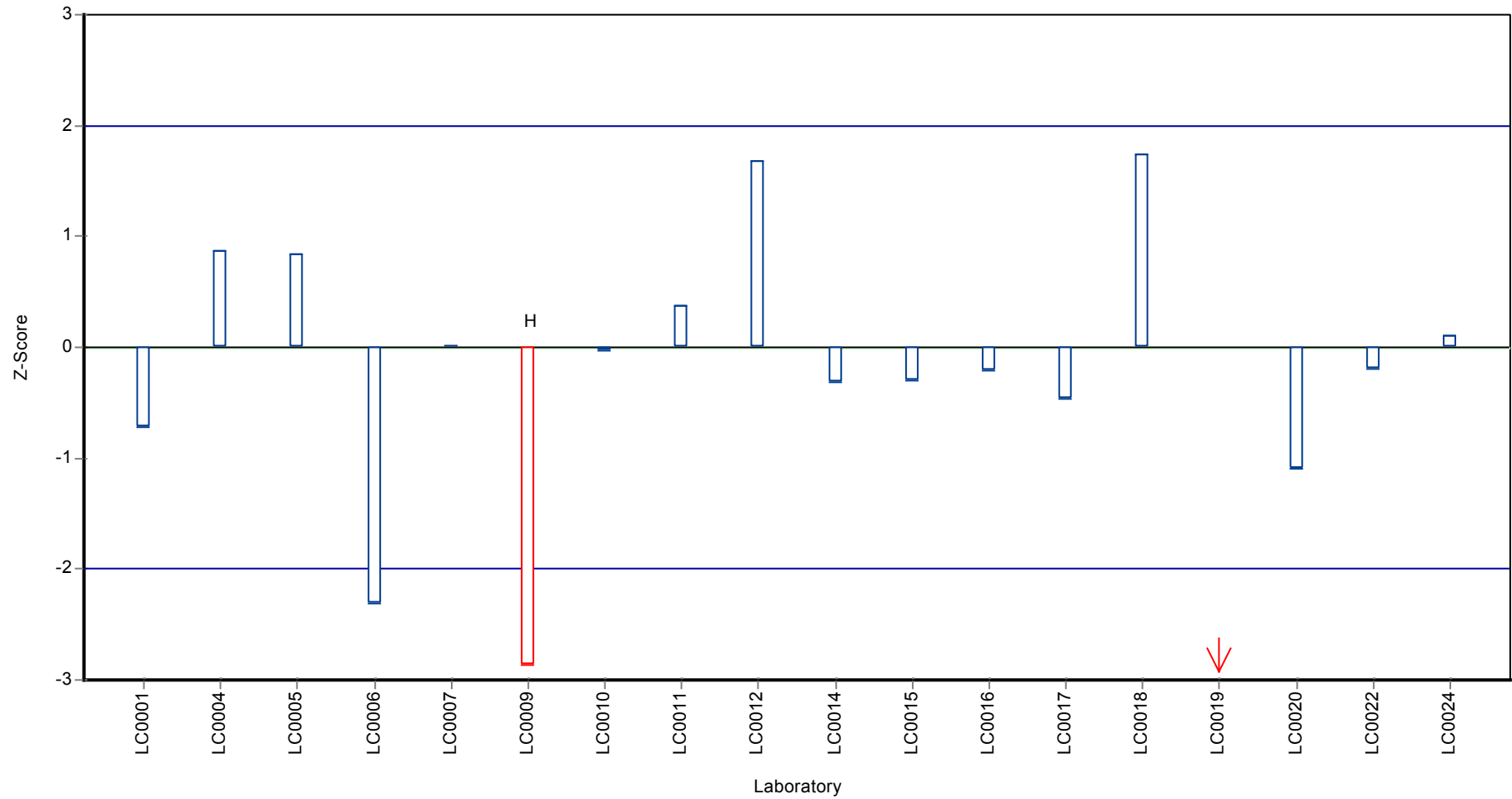
Recovery rate



Parameter oriented report Volatile halogenated hydrocarbons (VOC), BTEX and MTBE - CB01

Sample: CB01ABTX, Parameter: Sum of m-Xylene and p-Xylene

Z-score



Parameter oriented report Volatile halogenated hydrocarbons (VOC), BTEX and MTBE - CB01

Sample: CB01BBTX, Parameter: Sum of m-Xylene and p-Xylene

Parameter oriented report

CB01 B - BTEX / MTBE

Sum of m-Xylene and p-Xylene

Unit	µg/l
Mean ± CI (99%)	8.55 ± 1.04
Minimum - Maximum	5.33 - 10.7
Control test value ± U	7.89 ± 0.315

Labcode	Result	± U	Recovery [%]	z-score	Comments
LC0001	6.9	0.45	80.7	-1.19	
LC0004	9.7	1.94	113	0.83	
LC0005	10.7	2.2	125	1.56	
LC0006	3.44	0.4	40.2	-3.7	H
LC0007	9.016	2.16	105	0.34	
LC0009	5.33	1.333	62.4	-2.33	
LC0010	9.15	1.629	107	0.44	
LC0011	8.74	1.75	102	0.14	
LC0012	9.7	0.9	113	0.83	
LC0014	8.2	0.78	95.9	-0.25	
LC0015	7.66	2.375	89.6	-0.64	
LC0016	8.92	1.61	104	0.27	
LC0017	8.12	2.44	95	-0.31	
LC0018	10.3	3.08	121	1.27	
LC0019	3.59	1.08	42	-3.59	H
LC0020	6.75	0.7	79	-1.3	
LC0022	8.89	0.7112	104	0.25	
LC0024	8.67	2.6	101	0.09	
LC0025	-	-	-	-	

Characteristics of parameter

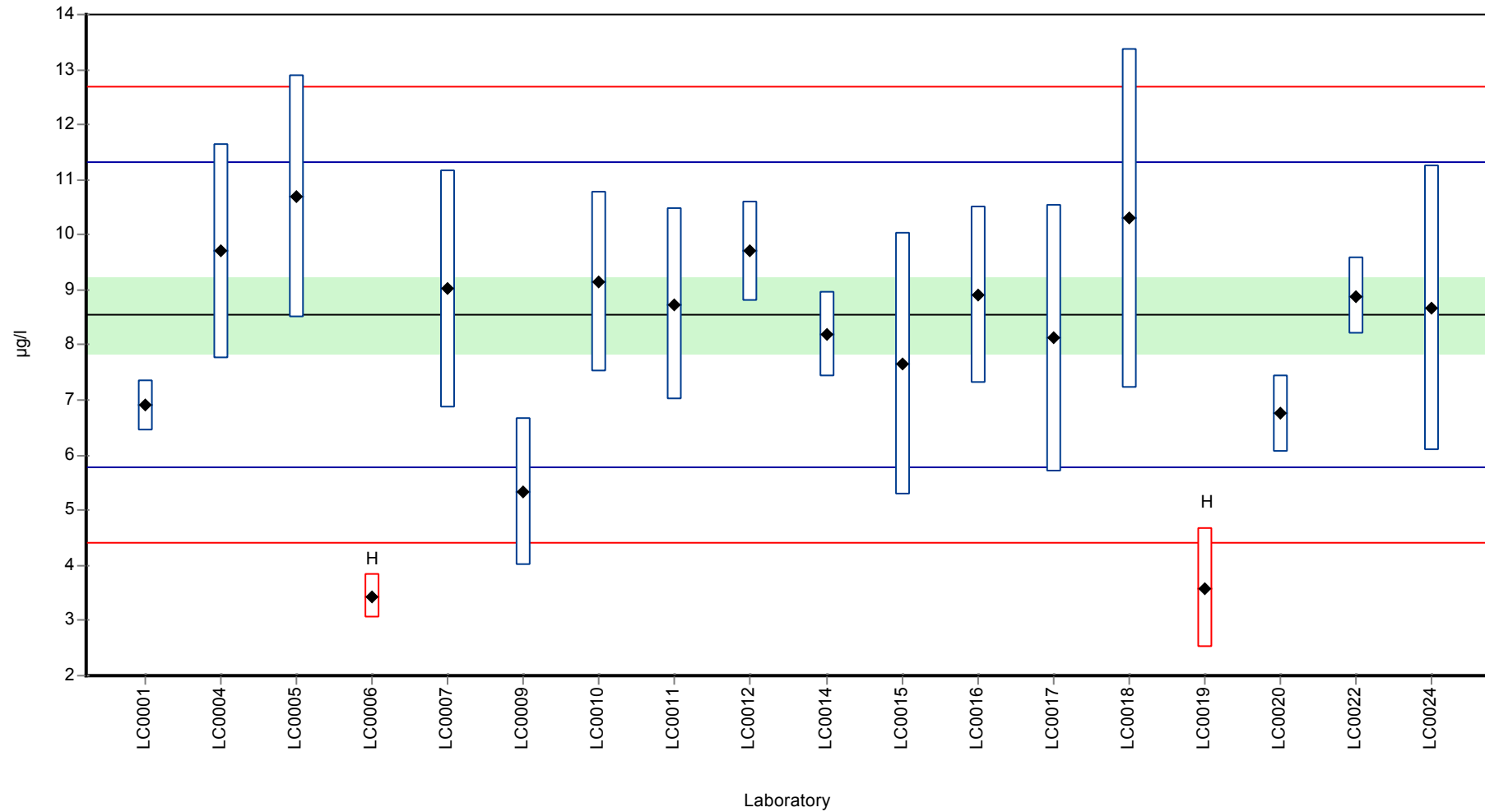
	all results	without outliers	Unit
Mean ± CI (99%)	7.99 ± 1.47	8.55 ± 1.04	µg/l
Minimum	3.44	5.33	µg/l
Maximum	10.7	10.7	µg/l
Standard deviation	2.08	1.38	µg/l
rel. Standard deviation	26.1	16.2	%
n	18	16	-

Parameter oriented report Volatile halogenated hydrocarbons (VOC), BTEX and MTBE - CB01

Sample: CB01BBTX, Parameter: Sum of m-Xylene and p-Xylene

Graphical presentation of results

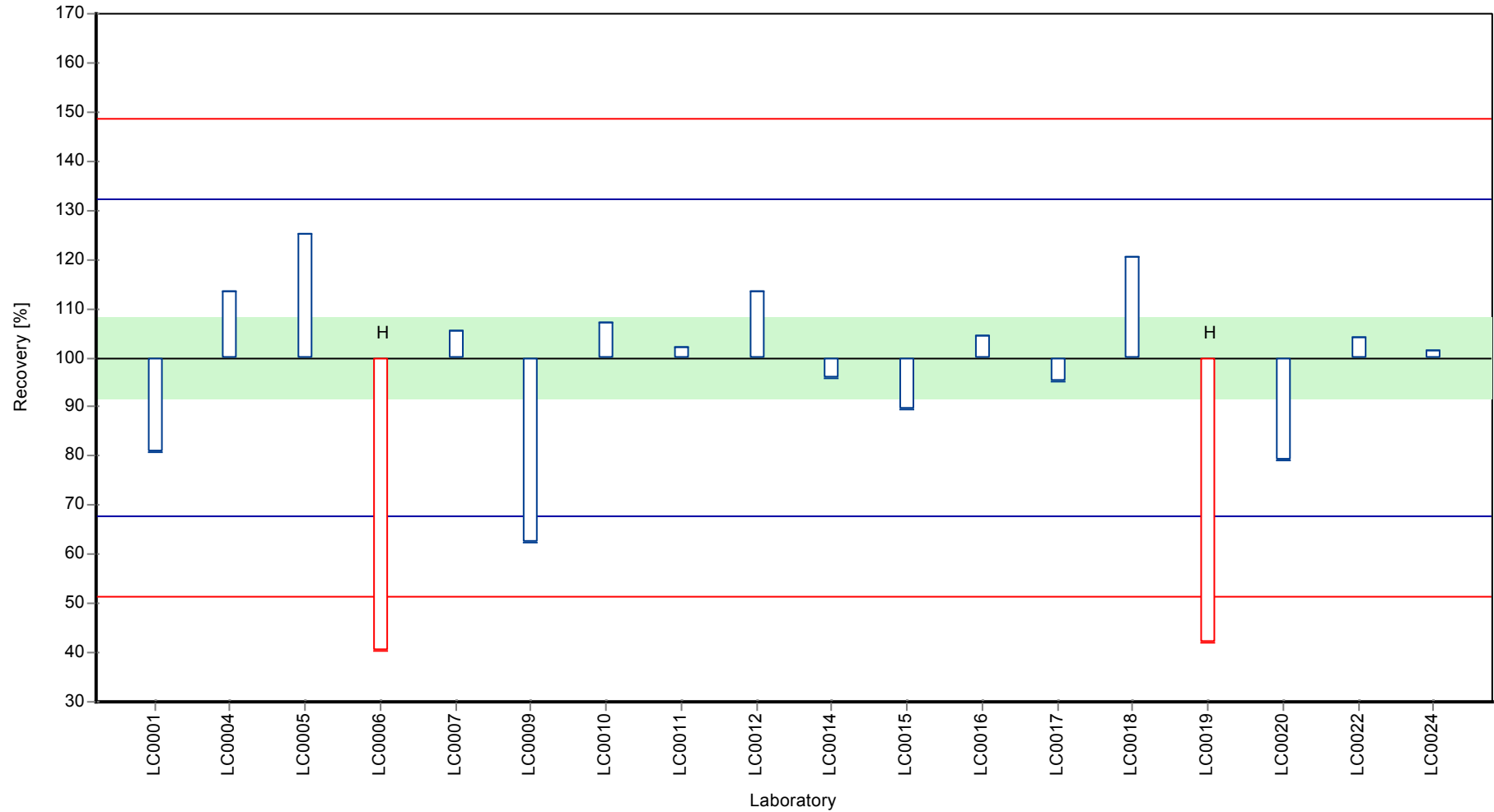
Results



Parameter oriented report Volatile halogenated hydrocarbons (VOC), BTEX and MTBE - CB01

Sample: CB01BBTX, Parameter: Sum of m-Xylene and p-Xylene

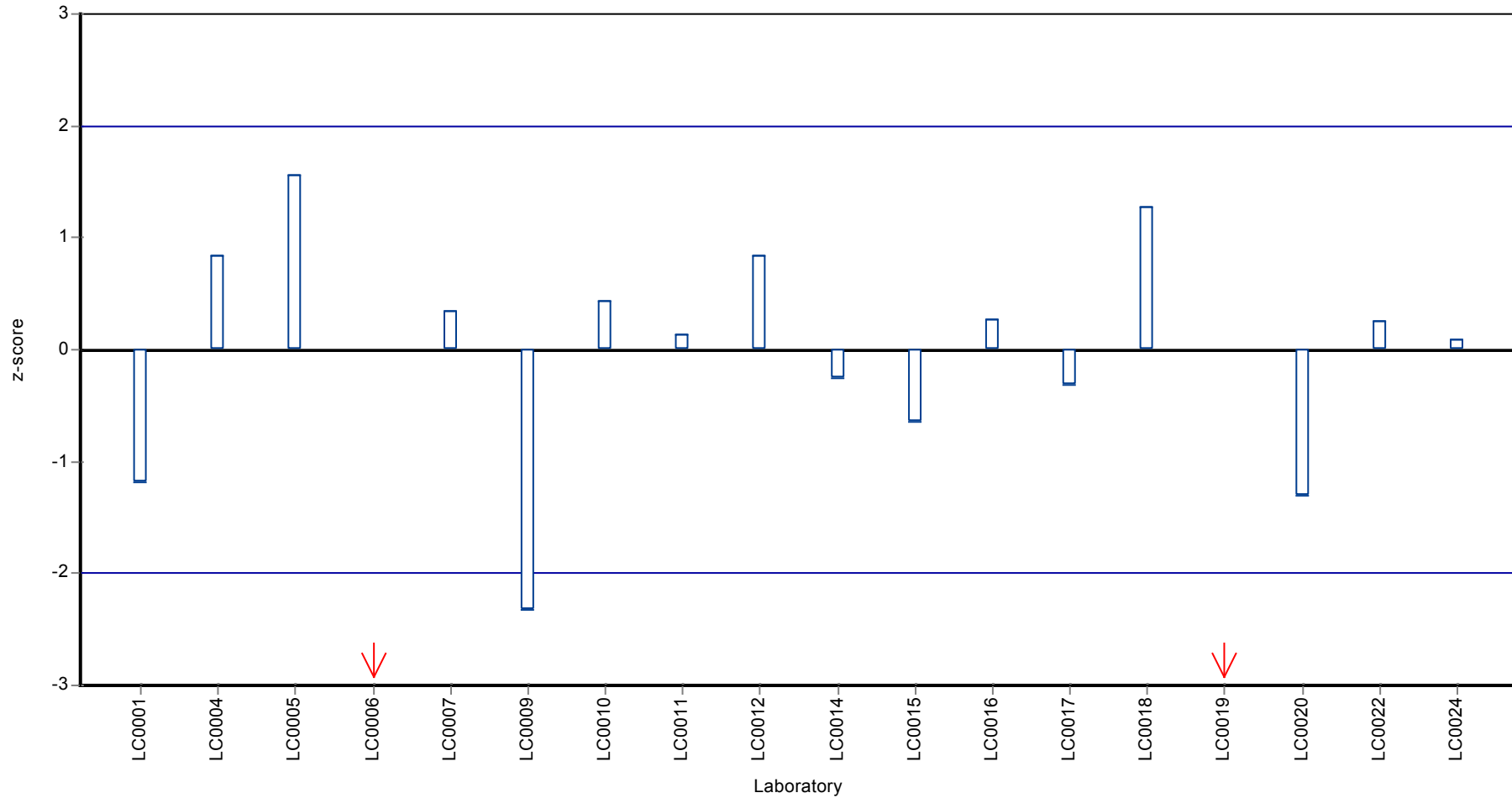
Recovery rate



Parameter oriented report Volatile halogenated hydrocarbons (VOC), BTEX and MTBE - CB01

Sample: CB01BBTX, Parameter: Sum of m-Xylene and p-Xylene

Z-score



Parameter oriented report Volatile halogenated hydrocarbons (VOC), BTEX and MTBE - CB01

Sample: CB01ABTX, Parameter: Toluene

Parameter oriented report

CB01 A - BTEX / MTBE

Toluene

Unit	µg/l
Mean ± CI (99%)	0.85 ± 0.0889
Minimum - Maximum	0.61 - 1.09
Control test value ± U	0.818 ± 0.0167

Labcode	Result	± U	Recovery [%]	z-score	Comments
LC0001	0.72	0.14	84.7	-1.03	
LC0004	0.9	0.18	106	0.4	
LC0005	0.9	0.2	106	0.4	
LC0006	0.69	0.12	81.2	-1.27	
LC0007	0.982	0.2	116	1.05	
LC0009	0.61	0.153	71.8	-1.91	
LC0010	0.94	0.179	111	0.72	
LC0011	1	0.2	118	1.19	
LC0012	0.77	0.1	90.6	-0.63	
LC0014	0.85	0.07	100	0.00	
LC0015	0.87	0.252	102	0.16	
LC0016	0.81	0.15	95.3	-0.32	
LC0017	0.97	0.292	114	0.96	
LC0018	1.09	0.38	128	1.91	
LC0019	0.67	0.2	78.8	-1.43	
LC0020	0.8	0.08	94.1	-0.4	
LC0022	0.854	0.07686	100	0.03	
LC0024	0.87	0.26	102	0.16	
LC0025	-	-	-	-	

Characteristics of parameter

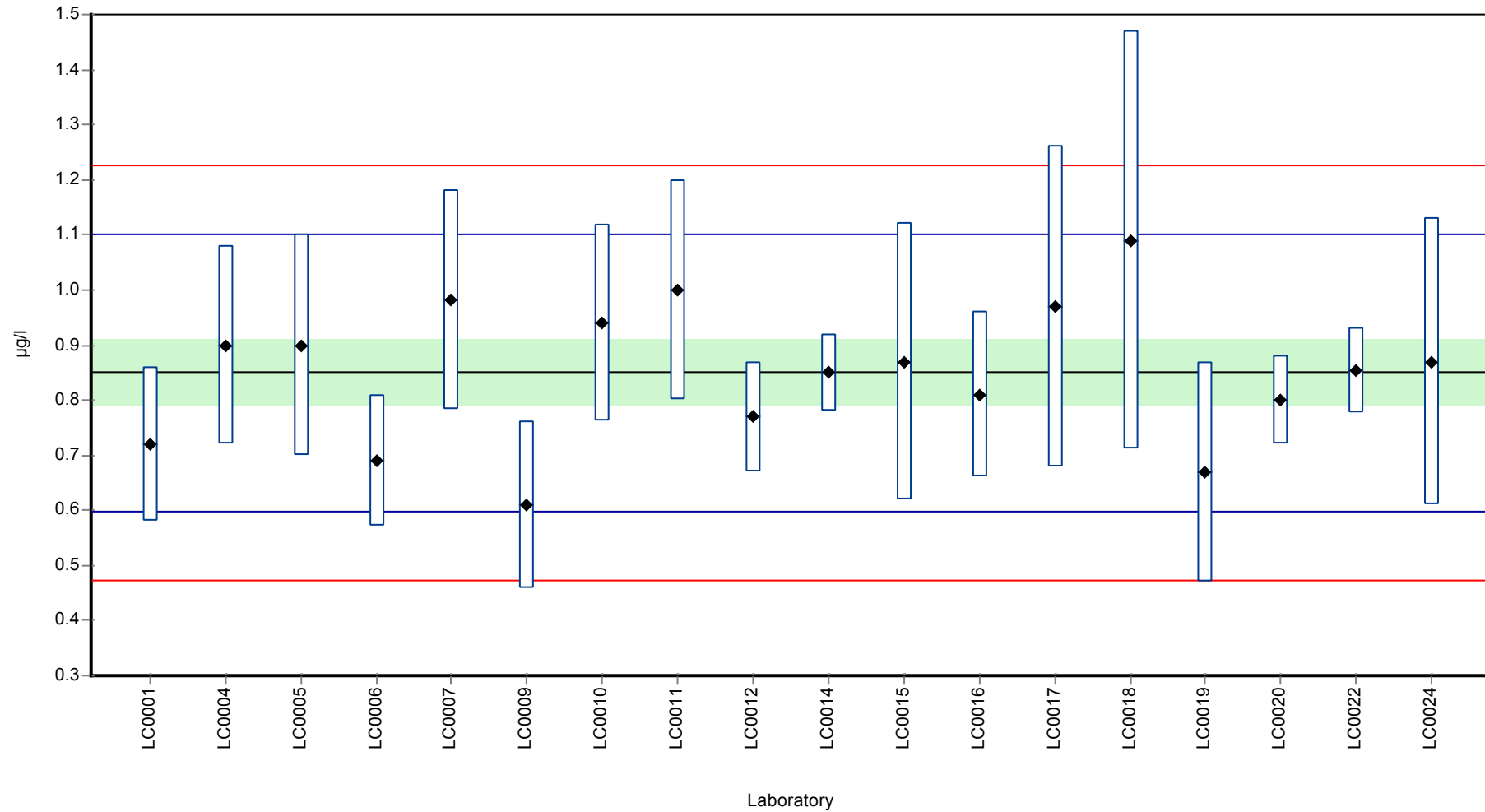
	all results	without outliers	Unit
Mean ± CI (99%)	0.85 ± 0.0889	0.85 ± 0.0889	µg/l
Minimum	0.61	0.61	µg/l
Maximum	1.09	1.09	µg/l
Standard deviation	0.126	0.126	µg/l
rel. Standard deviation	14.8	14.8	%
n	18	18	-

Parameter oriented report Volatile halogenated hydrocarbons (VOC), BTEX and MTBE - CB01

Sample: CB01ABTX, Parameter: Toluene

Graphical presentation of results

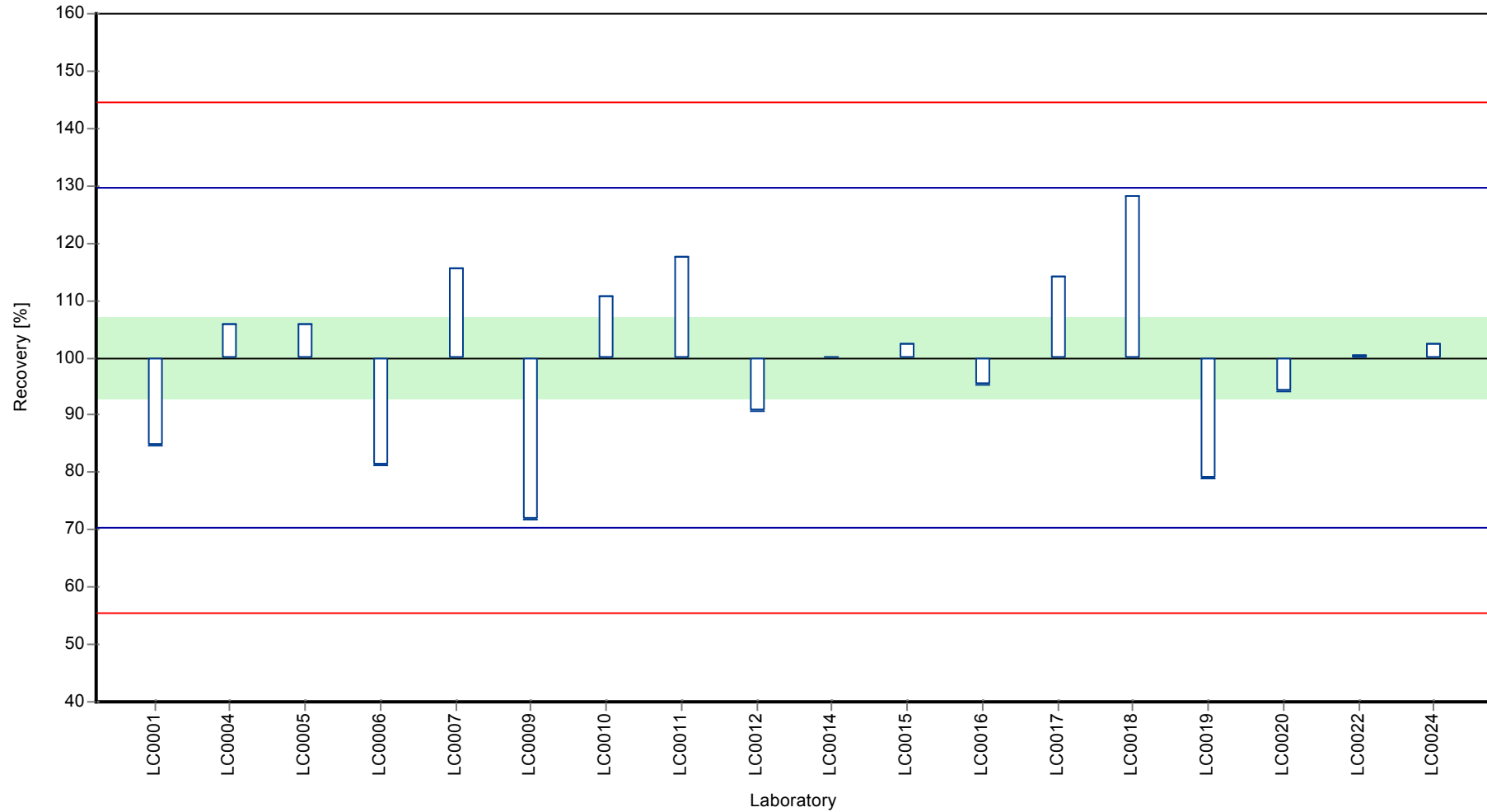
Results



Parameter oriented report Volatile halogenated hydrocarbons (VOC), BTEX and MTBE - CB01

Sample: CB01ABTX, Parameter: Toluene

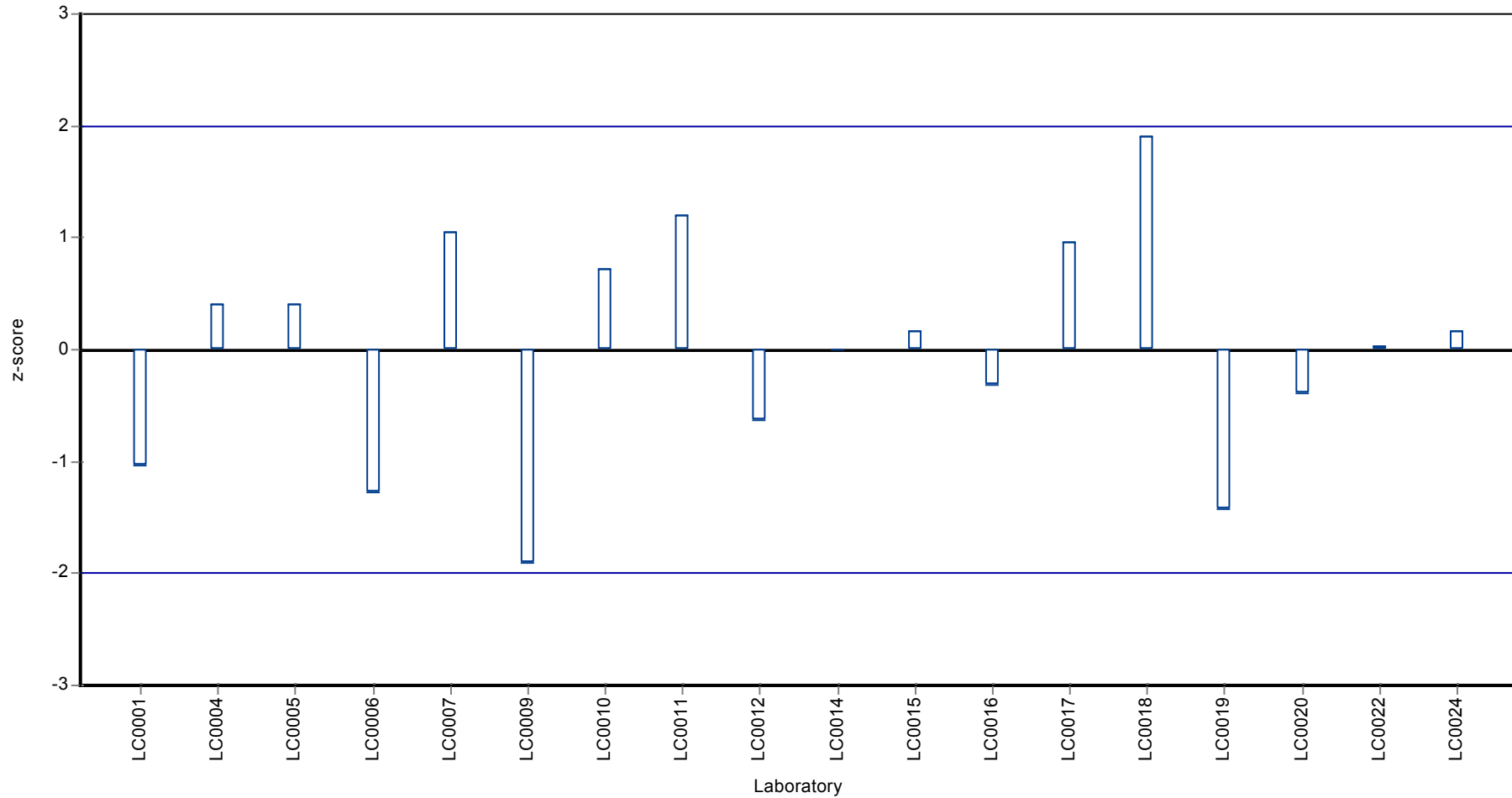
Recovery rate



Parameter oriented report Volatile halogenated hydrocarbons (VOC), BTEX and MTBE - CB01

Sample: CB01ABTX, Parameter: Toluene

Z-score



Parameter oriented report Volatile halogenated hydrocarbons (VOC), BTEX and MTBE - CB01

Sample: CB01BBTX, Parameter: Toluene

Parameter oriented report

CB01 B - BTEX / MTBE

Toluene

Unit	µg/l
Mean ± CI (99%)	5.33 ± 0.512
Minimum - Maximum	4.21 - 6.8
Control test value ± U	4.91 ± 0.369

Labcode	Result	± U	Recovery [%]	z-score	Comments
LC0001	4.6	0.34	86.3	-1.03	
LC0004	5.66	1.13	106	0.47	
LC0005	6.4	1.3	120	1.52	
LC0006	2.71	0.12	50.9	-3.72	H
LC0007	5.599	1.15	105	0.38	
LC0009	4.21	1.053	79	-1.59	
LC0010	6.24	1.11	117	1.29	
LC0011	5.38	1.08	101	0.07	
LC0012	5.1	0.5	95.7	-0.33	
LC0014	5.26	0.49	98.7	-0.1	
LC0015	4.8	1.392	90.1	-0.75	
LC0016	5.42	0.98	102	0.13	
LC0017	5.83	1.75	109	0.71	
LC0018	6.8	2.06	128	2.09	
LC0019	4.51	1.35	84.6	-1.16	
LC0020	4.73	0.5	88.8	-0.85	
LC0022	4.94	0.4446	92.7	-0.55	
LC0024	5.11	1.53	95.9	-0.31	
LC0025	-	-	-	-	

Characteristics of parameter

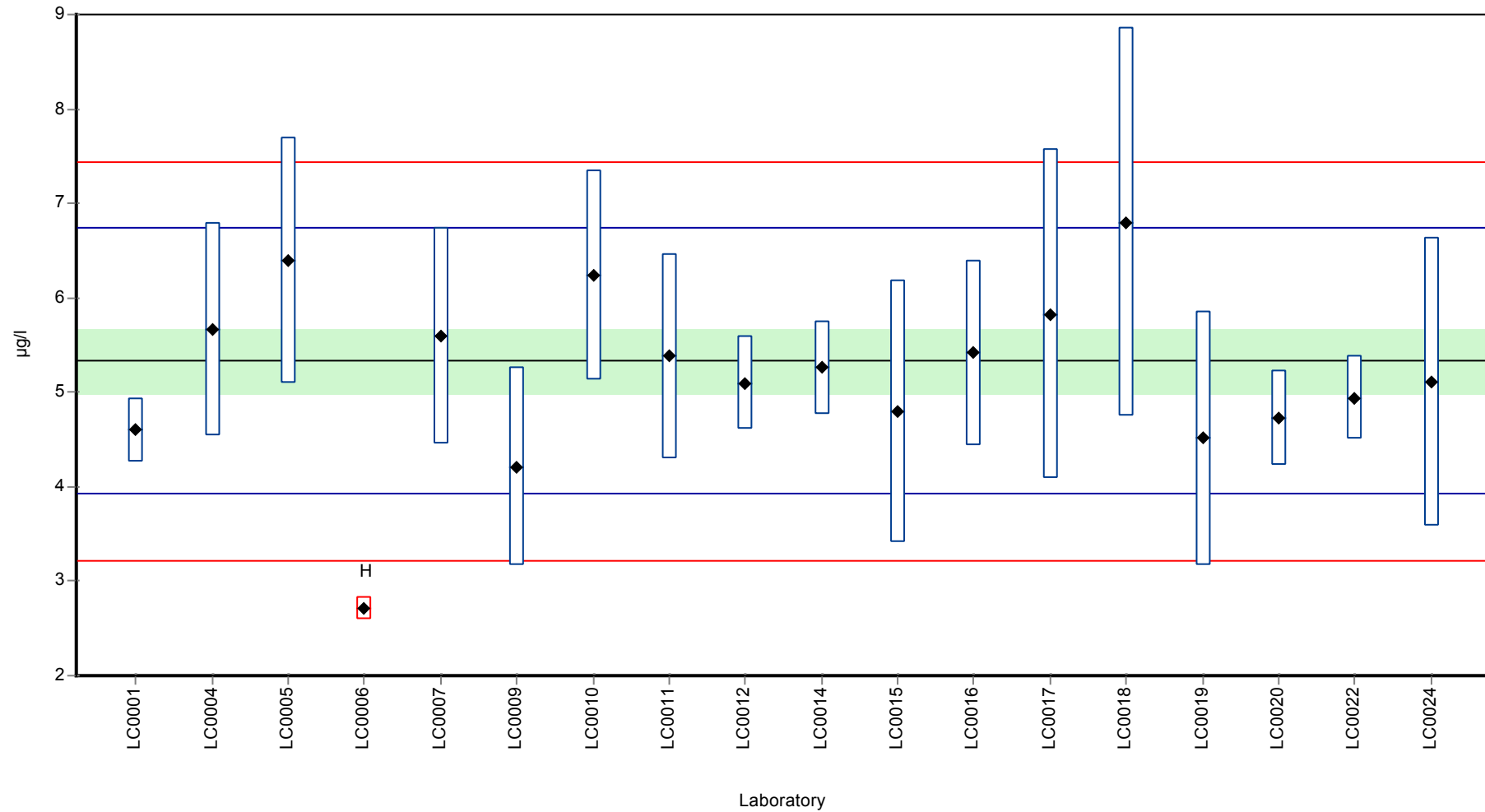
	all results	without outliers	Unit
Mean ± CI (99%)	5.18 ± 0.651	5.33 ± 0.512	µg/l
Minimum	2.71	4.21	µg/l
Maximum	6.8	6.8	µg/l
Standard deviation	0.921	0.704	µg/l
rel. Standard deviation	17.8	13.2	%
n	18	17	-

Parameter oriented report Volatile halogenated hydrocarbons (VOC), BTEX and MTBE - CB01

Sample: CB01BBTX, Parameter: Toluene

Graphical presentation of results

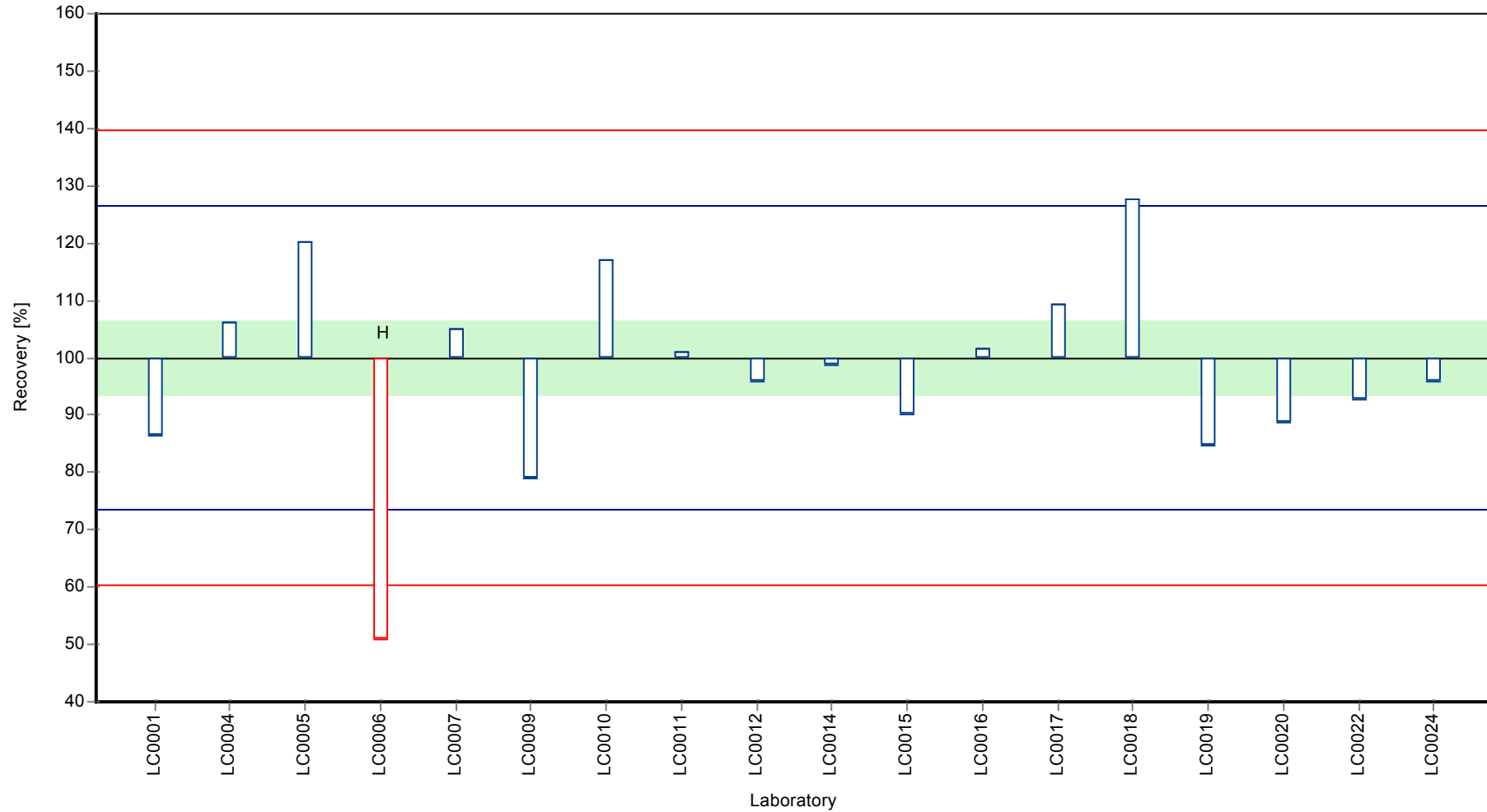
Results



Parameter oriented report Volatile halogenated hydrocarbons (VOC), BTEX and MTBE - CB01

Sample: CB01BBTX, Parameter: Toluene

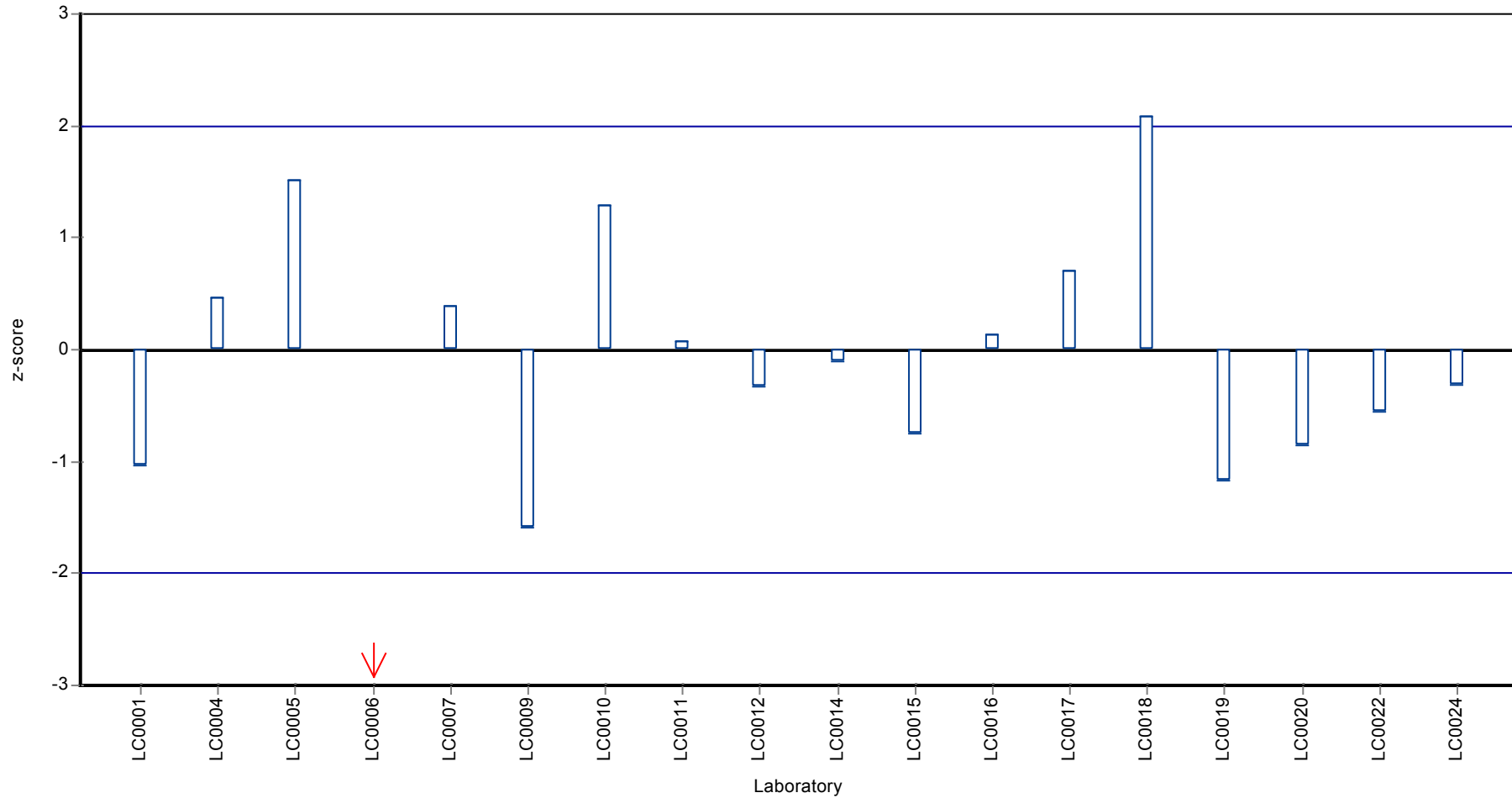
Recovery rate



Parameter oriented report Volatile halogenated hydrocarbons (VOC), BTEX and MTBE - CB01

Sample: CB01BBTX, Parameter: Toluene

Z-score



Parameter oriented report Volatile halogenated hydrocarbons (VOC), BTEX and MTBE - CB01

Sample: CB01ABTX, Parameter: Methyl-tert-butyl-ether

Parameter oriented report

CB01 A - BTEX / MTBE

Methyl-tert-butyl-ether

Unit	µg/l
Mean ± CI (99%)	3.25 ± 0.361
Minimum - Maximum	2.5 - 4.1
Control test value ± U	3.16 ± 0.0805

Labcode	Result	± U	Recovery [%]	z-score	Comments
LC0001	-	-	-	-	
LC0004	3.64	0.73	112	0.89	
LC0005	4.1	0.9	126	1.95	
LC0006	-	-	-	-	
LC0007	3.37	0.71	104	0.27	
LC0009	2.5	0.625	76.8	-1.74	
LC0010	3.69	0.708	113	1	
LC0011	2.74	0.55	84.2	-1.19	
LC0012	-	-	-	-	
LC0014	-	-	-	-	
LC0015	3.46	0.657	106	0.47	
LC0016	3.1	0.56	95.2	-0.36	
LC0017	3.25	0.974	99.9	-0.01	
LC0018	3.49	1.05	107	0.54	
LC0019	2.96	0.89	90.9	-0.68	
LC0020	2.9	0.3	89.1	-0.82	
LC0022	3.11	0.5287	95.6	-0.33	
LC0024	-	-	-	-	
LC0025	-	-	-	-	

Characteristics of parameter

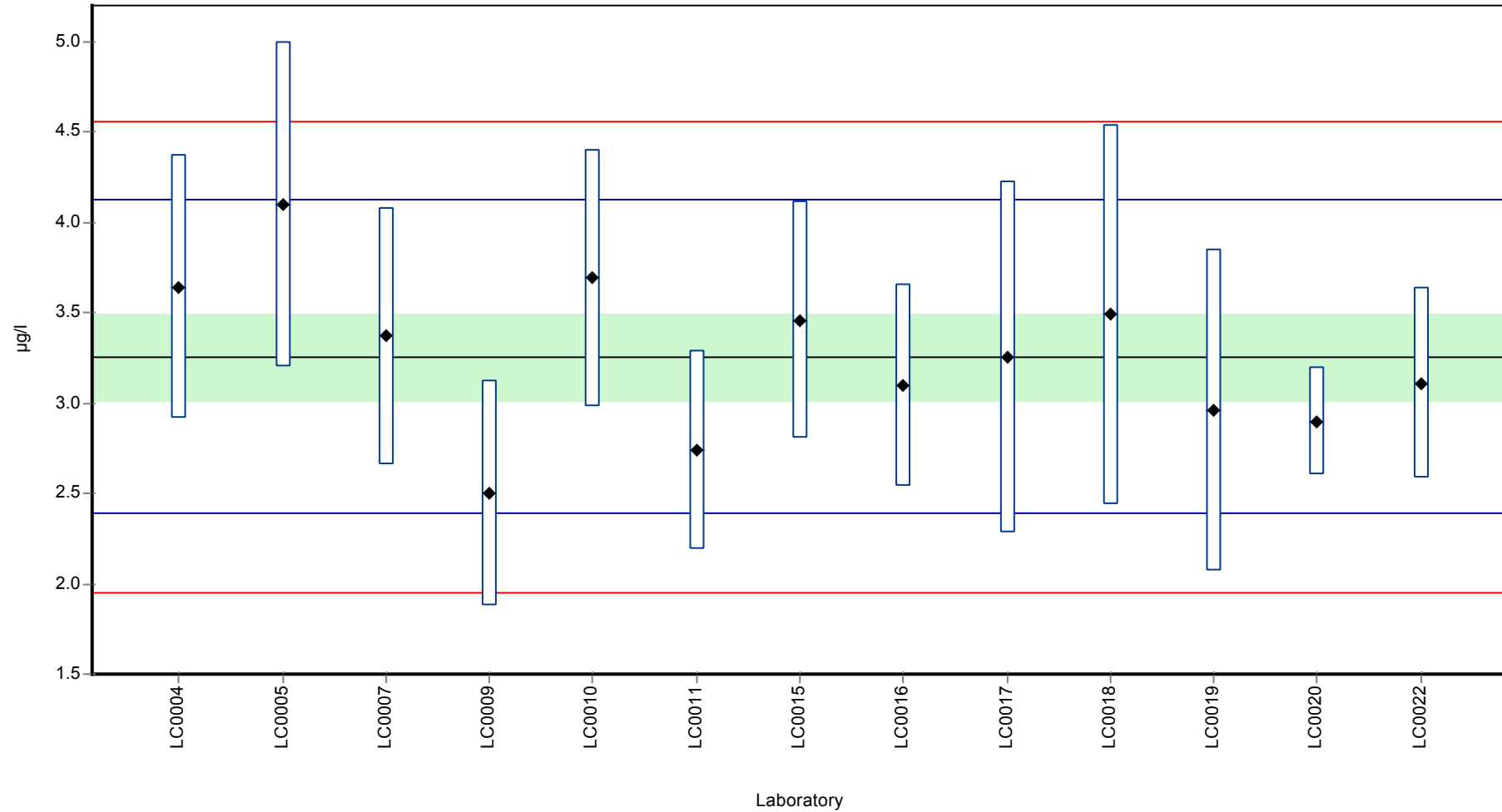
	all results	without outliers	Unit
Mean ± CI (99%)	3.25 ± 0.361	3.25 ± 0.361	µg/l
Minimum	2.5	2.5	µg/l
Maximum	4.1	4.1	µg/l
Standard deviation	0.434	0.434	µg/l
rel. Standard deviation	13.3	13.3	%
n	13	13	-

Parameter oriented report Volatile halogenated hydrocarbons (VOC), BTEX and MTBE - CB01

Sample: CB01ABTX, Parameter: Methyl-tert-butyl-ether

Graphical presentation of results

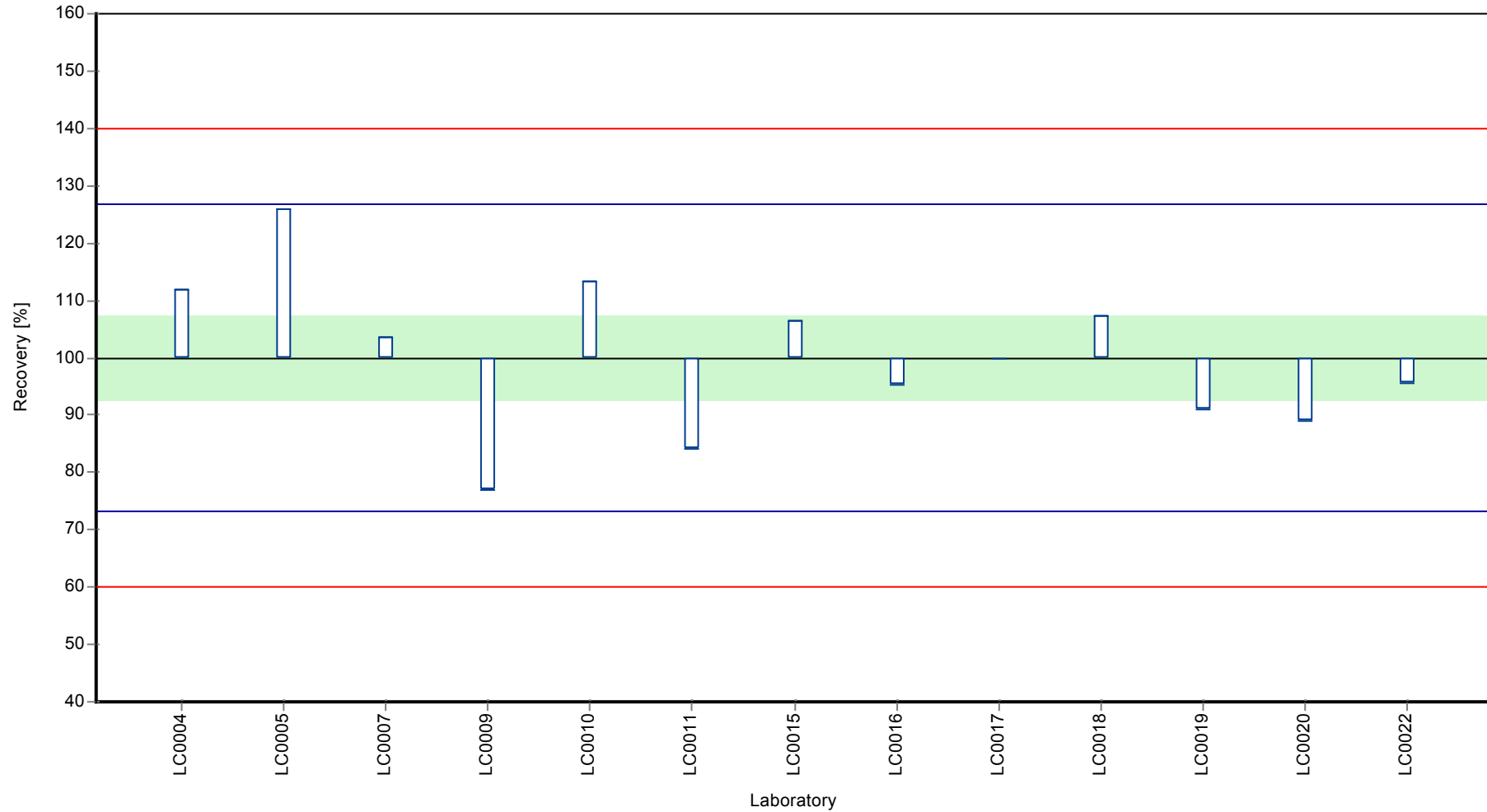
Results



Parameter oriented report Volatile halogenated hydrocarbons (VOC), BTEX and MTBE - CB01

Sample: CB01ABTX, Parameter: Methyl-tert-butyl-ether

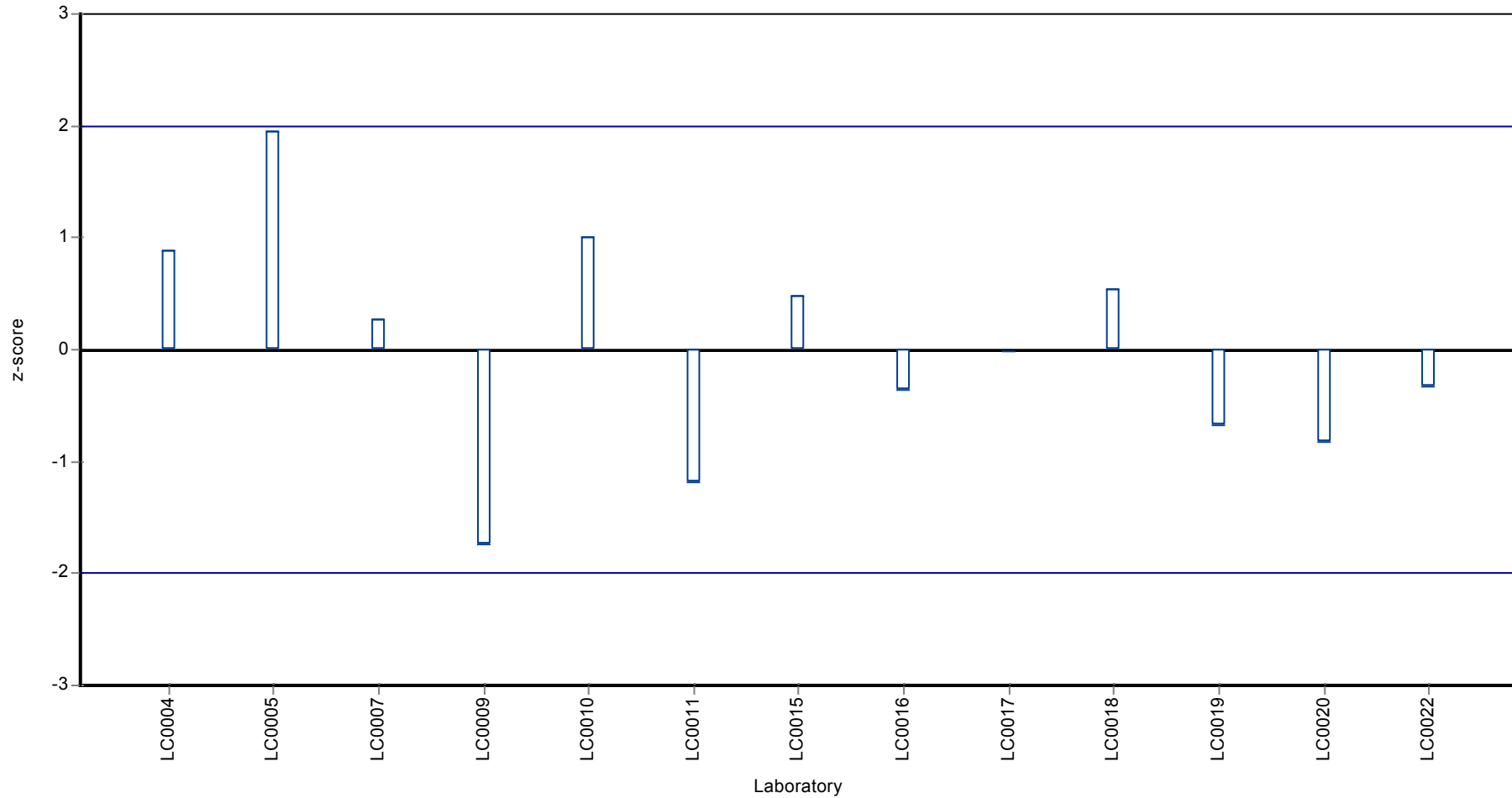
Recovery rate



Parameter oriented report Volatile halogenated hydrocarbons (VOC), BTEX and MTBE - CB01

Sample: CB01ABTX, Parameter: Methyl-tert-butyl-ether

Z-score



Parameter oriented report Volatile halogenated hydrocarbons (VOC), BTEX and MTBE - CB01

Sample: CB01BBTX, Parameter: Methyl-tert-butyl-ether

Parameter oriented report

CB01 B - BTEX / MTBE

Methyl-tert-butyl-ether

Unit	µg/l
Mean ± CI (99%)	0.882 ± 0.103
Minimum - Maximum	0.72 - 1.1
Control test value ± U	0.880 ± 0.0825

Labcode	Result	± U	Recovery [%]	z-score	Comments
LC0001	-	-	-	-	
LC0004	0.97	0.19	110	0.71	
LC0005	1.1	0.3	125	1.76	
LC0006	-	-	-	-	
LC0007	0.951	0.2	108	0.55	
LC0009	0.72	0.18	81.6	-1.31	
LC0010	0.95	0.177	108	0.55	
LC0011	0.81	0.16	91.8	-0.58	
LC0012	-	-	-	-	
LC0014	-	-	-	-	
LC0015	0.91	0.173	103	0.22	
LC0016	0.83	0.15	94.1	-0.42	
LC0017	0.72	0.215	81.6	-1.31	
LC0018	1.05	0.32	119	1.35	
LC0019	0.83	0.25	94.1	-0.42	
LC0020	0.72	0.07	81.6	-1.31	
LC0022	0.911	0.15487	103	0.23	
LC0024	-	-	-	-	
LC0025	-	-	-	-	

Characteristics of parameter

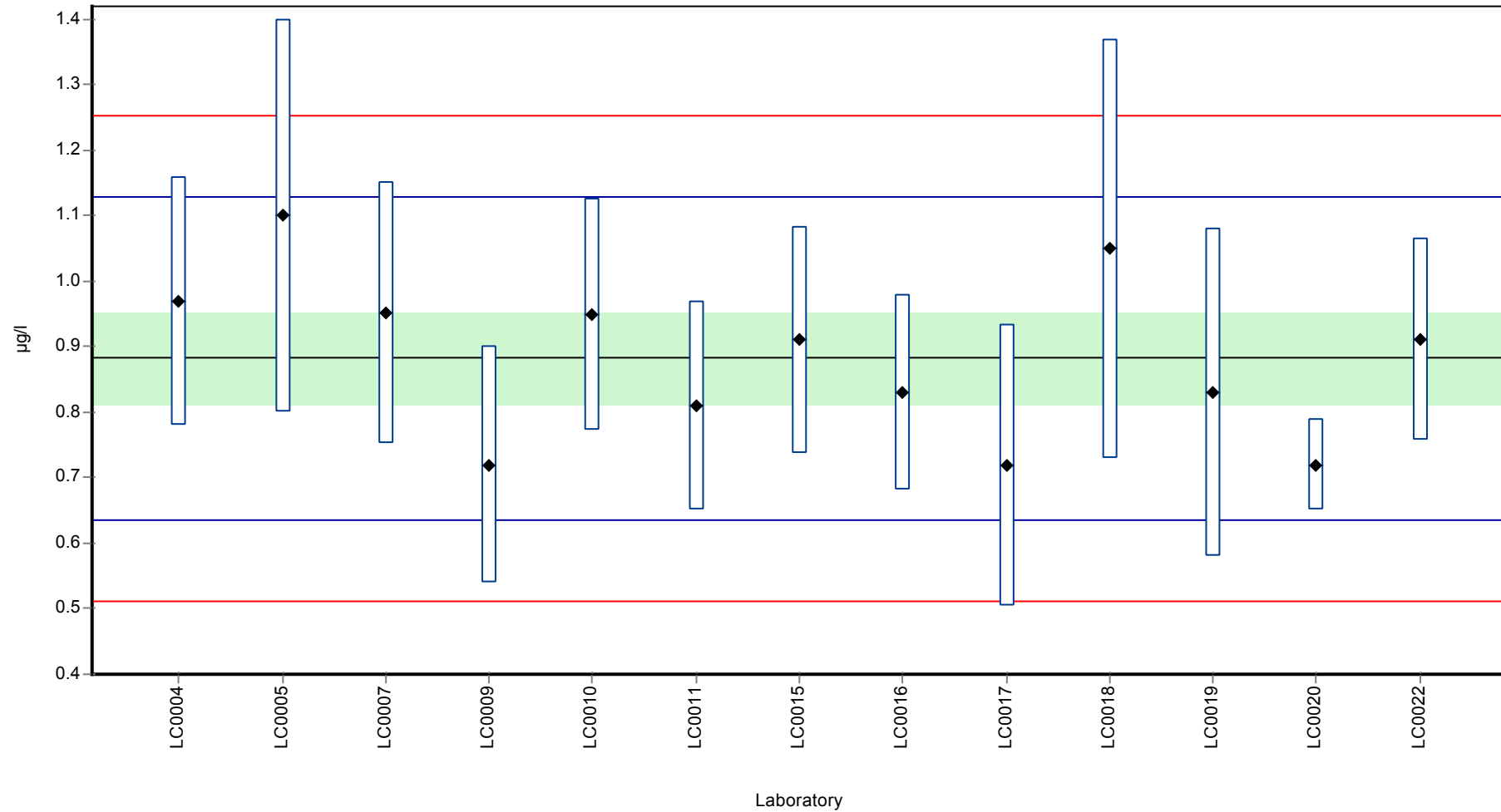
	all results	without outliers	Unit
Mean ± CI (99%)	0.882 ± 0.103	0.882 ± 0.103	µg/l
Minimum	0.72	0.72	µg/l
Maximum	1.1	1.1	µg/l
Standard deviation	0.124	0.124	µg/l
rel. Standard deviation	14	14	%
n	13	13	-

Parameter oriented report Volatile halogenated hydrocarbons (VOC), BTEX and MTBE - CB01

Sample: CB01BBTX, Parameter: Methyl-tert-butyl-ether

Graphical presentation of results

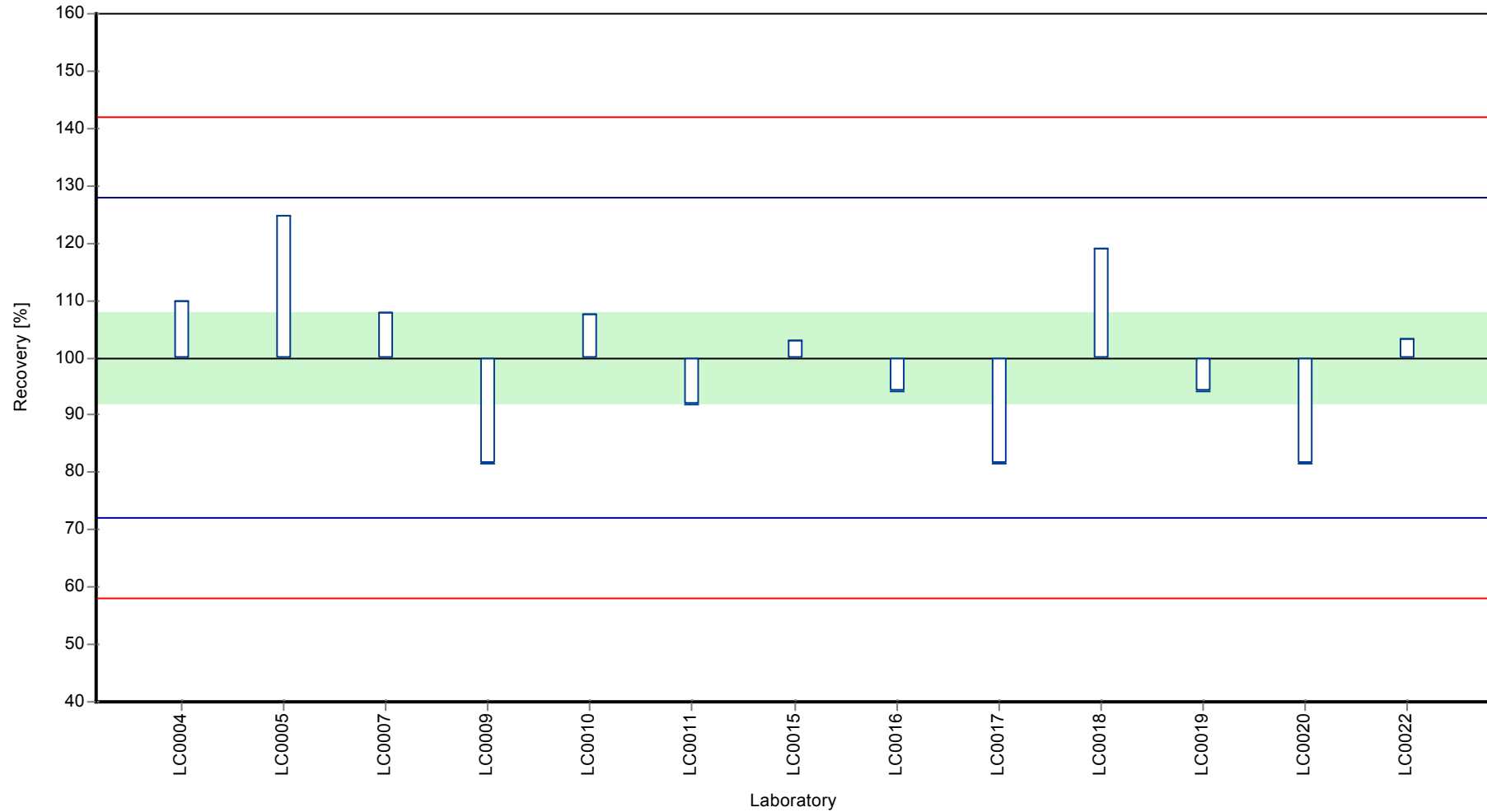
Results



Parameter oriented report Volatile halogenated hydrocarbons (VOC), BTEX and MTBE - CB01

Sample: CB01BBTX, Parameter: Methyl-tert-butyl-ether

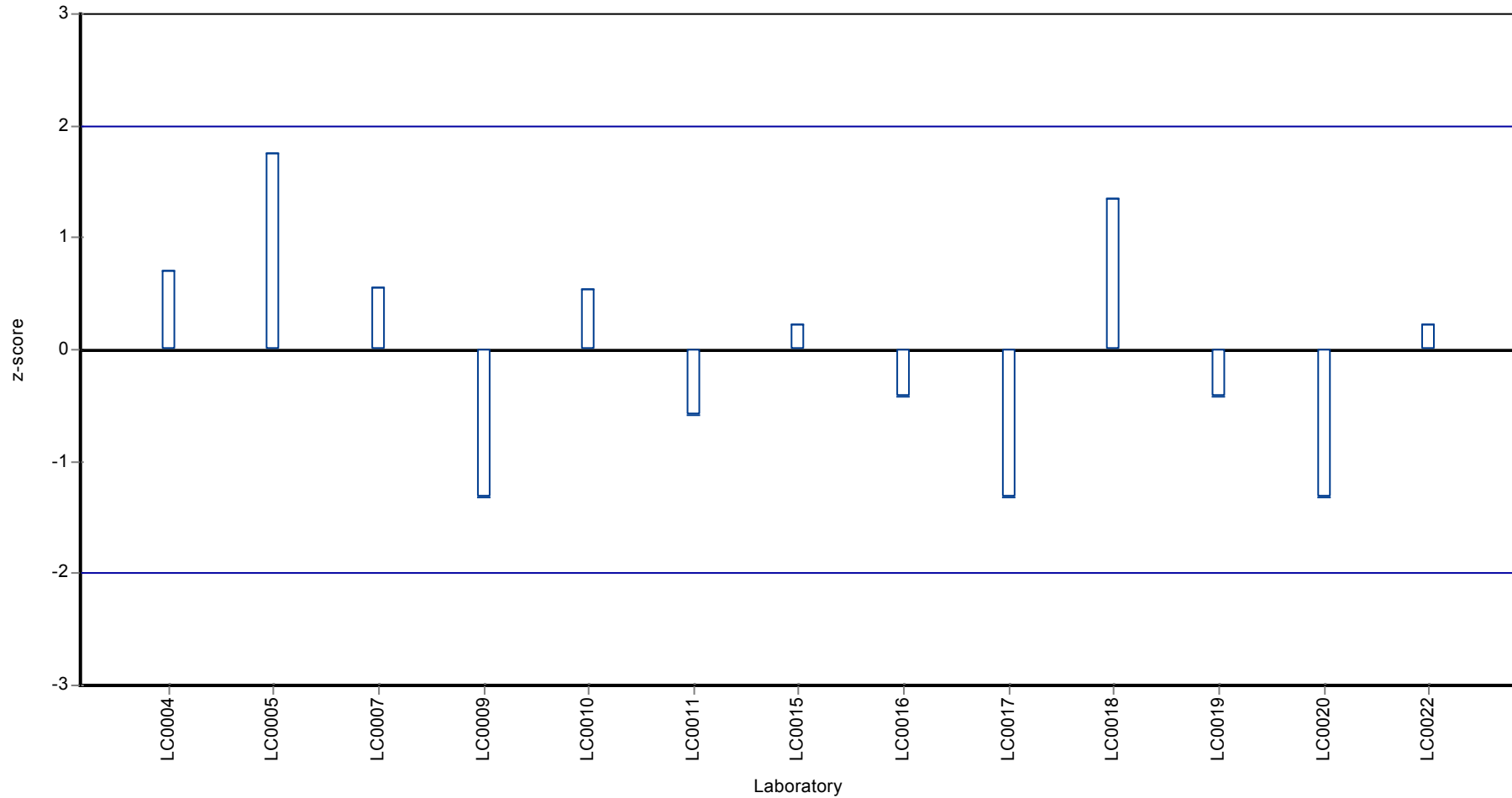
Recovery rate



Parameter oriented report Volatile halogenated hydrocarbons (VOC), BTEX and MTBE - CB01

Sample: CB01BBTX, Parameter: Methyl-tert-butyl-ether

Z-score



Parameter oriented report

CB01 A - VOC

1,1,1-Trichloroethane

Unit	µg/l
Mean ± CI (99%)	-
Minimum - Maximum	-
Control test value ± U	< 0.0668 (LOD)

Labcode	Result	± U	Recovery [%]	z-score	Comments
LC0002	<0.1 (LOD)	-	-	-	
LC0003	< 0.01 (LOQ)	-	-	-	
LC0004	<0.06 (LOD)	-	-	-	
LC0005	< 0.1 (LOQ)	-	-	-	
LC0006	< 0.1 (LOQ)	-	-	-	
LC0007	< 0.1 (LOQ)	-	-	-	
LC0008	<0.004 (LOD)	-	-	-	
LC0009	-	-	-	-	
LC0010	< 0.1 (LOQ)	-	-	-	
LC0011	< 0.05 (LOQ)	-	-	-	
LC0012	< 0.2 (LOQ)	-	-	-	
LC0013	< 0.1 (LOQ)	-	-	-	
LC0014	< 0.1 (LOQ)	-	-	-	
LC0015	< 0.05 (LOQ)	-	-	-	
LC0016	< 0.05 (LOQ)	-	-	-	
LC0017	< 0.2 (LOQ)	-	-	-	
LC0018	< 0.1 (LOQ)	-	-	-	
LC0019	< 0.1 (LOQ)	-	-	-	
LC0020	< 0.08 (LOQ)	-	-	-	
LC0021	< 0.1 (LOQ)	-	-	-	
LC0022	< 0.05 (LOQ)	-	-	-	
LC0023	< 0.02 (LOQ)	-	-	-	
LC0024	< 0.04 (LOQ)	-	-	-	

Characteristics of parameter

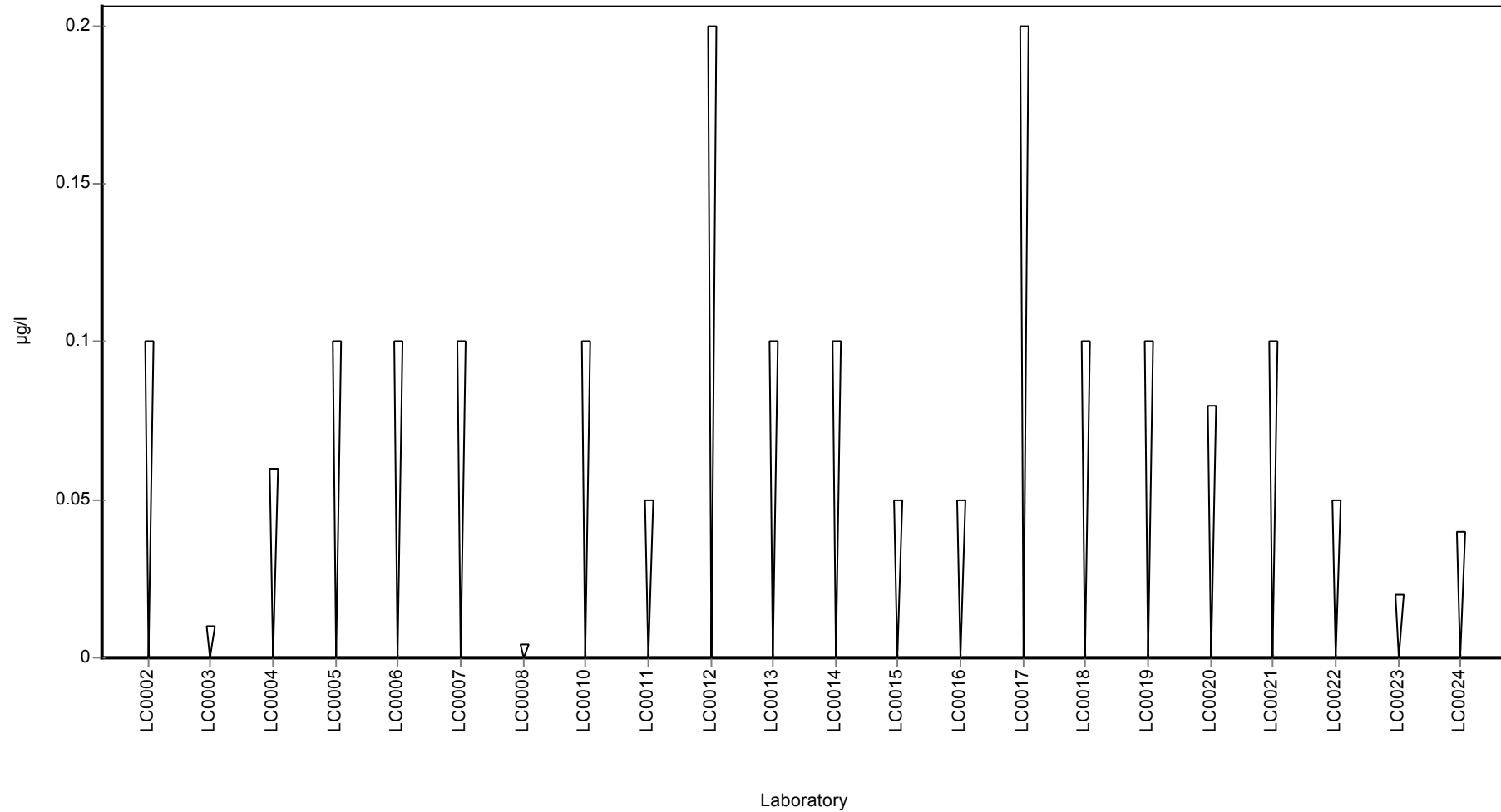
	all results	without outliers	Unit
Mean ± CI (99%)	-	-	µg/l
Minimum	-	-	µg/l
Maximum	-	-	µg/l
Standard deviation	-	-	µg/l
rel. Standard deviation	-	-	%
n	0	0	-

Parameter oriented report Volatile halogenated hydrocarbons (VOC), BTEX and MTBE - CB01

Sample: CB01ACKW, Parameter: 1,1,1-Trichloroethane

Graphical presentation of results

Results



Parameter oriented report Volatile halogenated hydrocarbons (VOC), BTEX and MTBE - CB01

Sample: CB01BCKW, Parameter: 1,1,1-Trichloroethane

Parameter oriented report

CB01 B - VOC

1,1,1-Trichloroethane

Unit	µg/l
Mean ± CI (99%)	7.27 ± 0.671
Minimum - Maximum	5.62 - 9.6
Control test value ± U	7.27 ± 0.567

Labcode	Result	± U	Recovery [%]	z-score	Comments
LC0002	10.6	-	146	3.17	H
LC0003	7.089	0.851	97.5	-0.17	
LC0004	7.72	1.54	106	0.43	
LC0005	9.6	2	132	2.22	
LC0006	5.81	0.7	79.9	-1.39	
LC0007	6.84	1.231	94.1	-0.41	
LC0008	7.06	0.447	97.1	-0.2	
LC0009	5.89	1.473	81	-1.32	
LC0010	7.55	1.3	104	0.27	
LC0011	8.37	1.67	115	1.05	
LC0012	5.62	0.6	77.3	-1.57	
LC0013	8.42	1.25	116	1.09	
LC0014	7.24	0.23	99.6	-0.03	
LC0015	6.06	1.333	83.3	-1.15	
LC0016	6.82	1.23	93.8	-0.43	
LC0017	7.72	2.32	106	0.43	
LC0018	9.3	2.73	128	1.93	
LC0019	6.56	1.97	90.2	-0.68	
LC0020	7.17	0.7	98.6	-0.1	
LC0021	6.51	0.98	89.5	-0.73	
LC0022	6.99	1.1883	96.1	-0.27	
LC0023	8.04	1.61	111	0.73	
LC0024	7.59	2.28	104	0.3	

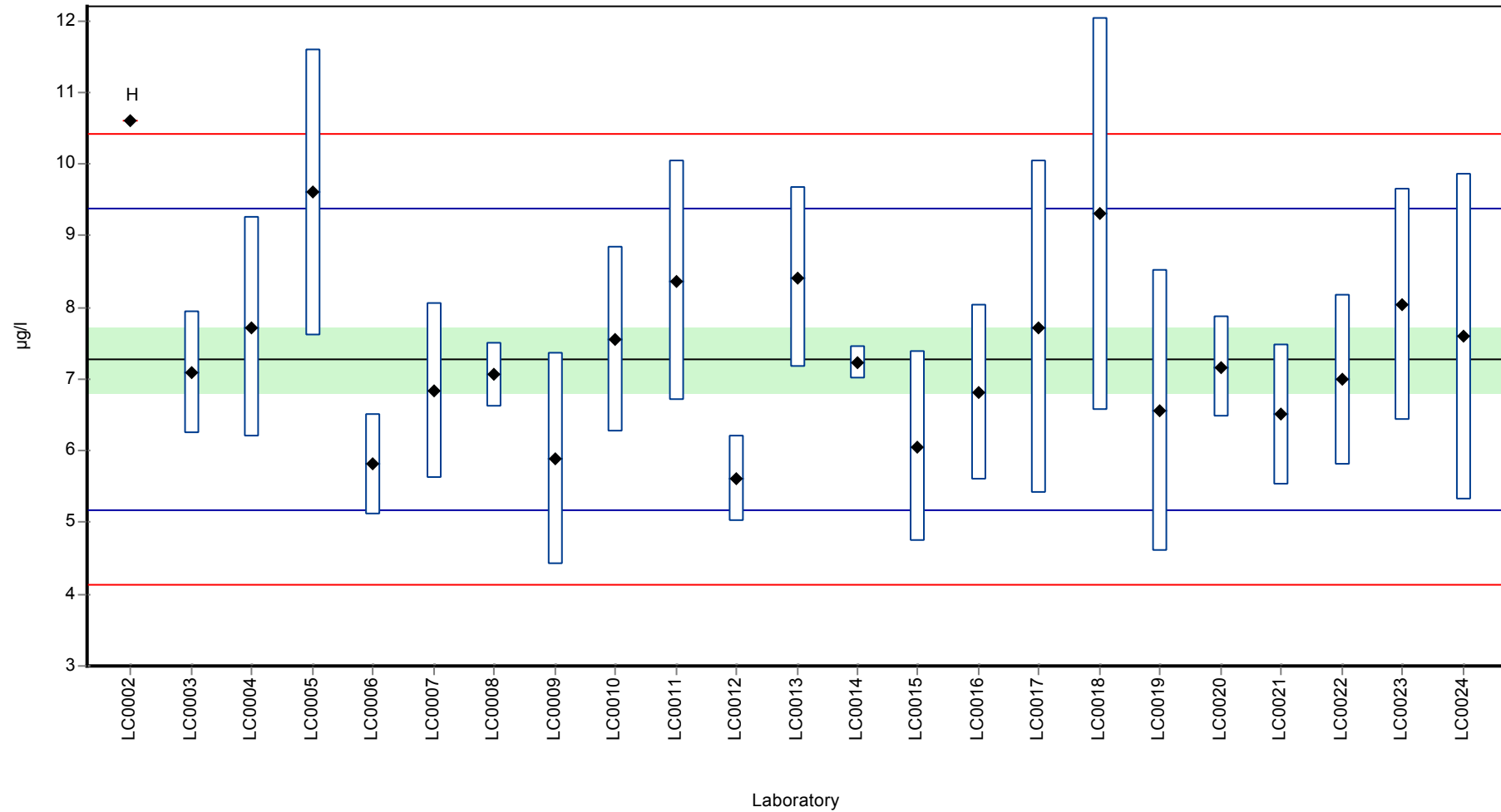
Characteristics of parameter

	all results	without outliers	Unit
Mean ± CI (99%)	7.42 ± 0.774	7.27 ± 0.671	µg/l
Minimum	5.62	5.62	µg/l
Maximum	10.6	9.6	µg/l
Standard deviation	1.24	1.05	µg/l
rel. Standard deviation	16.7	14.4	%
n	23	22	-

Parameter oriented report Volatile halogenated hydrocarbons (VOC), BTEX and MTBE - CB01

Sample: CB01BCKW, Parameter: 1,1,1-Trichloroethane

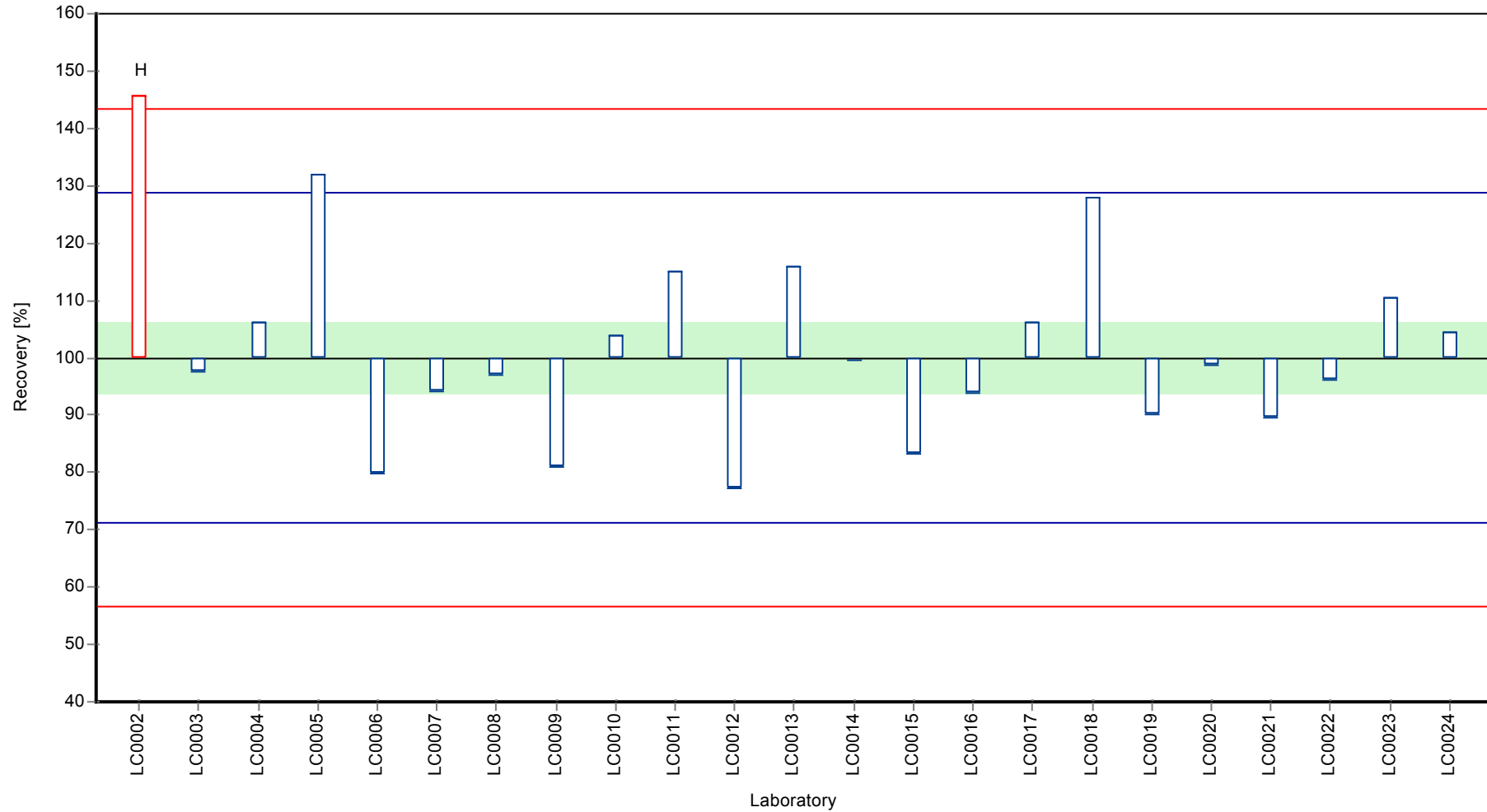
Graphical presentation of results
Results



Parameter oriented report Volatile halogenated hydrocarbons (VOC), BTEX and MTBE - CB01

Sample: CB01BCKW, Parameter: 1,1,1-Trichloroethane

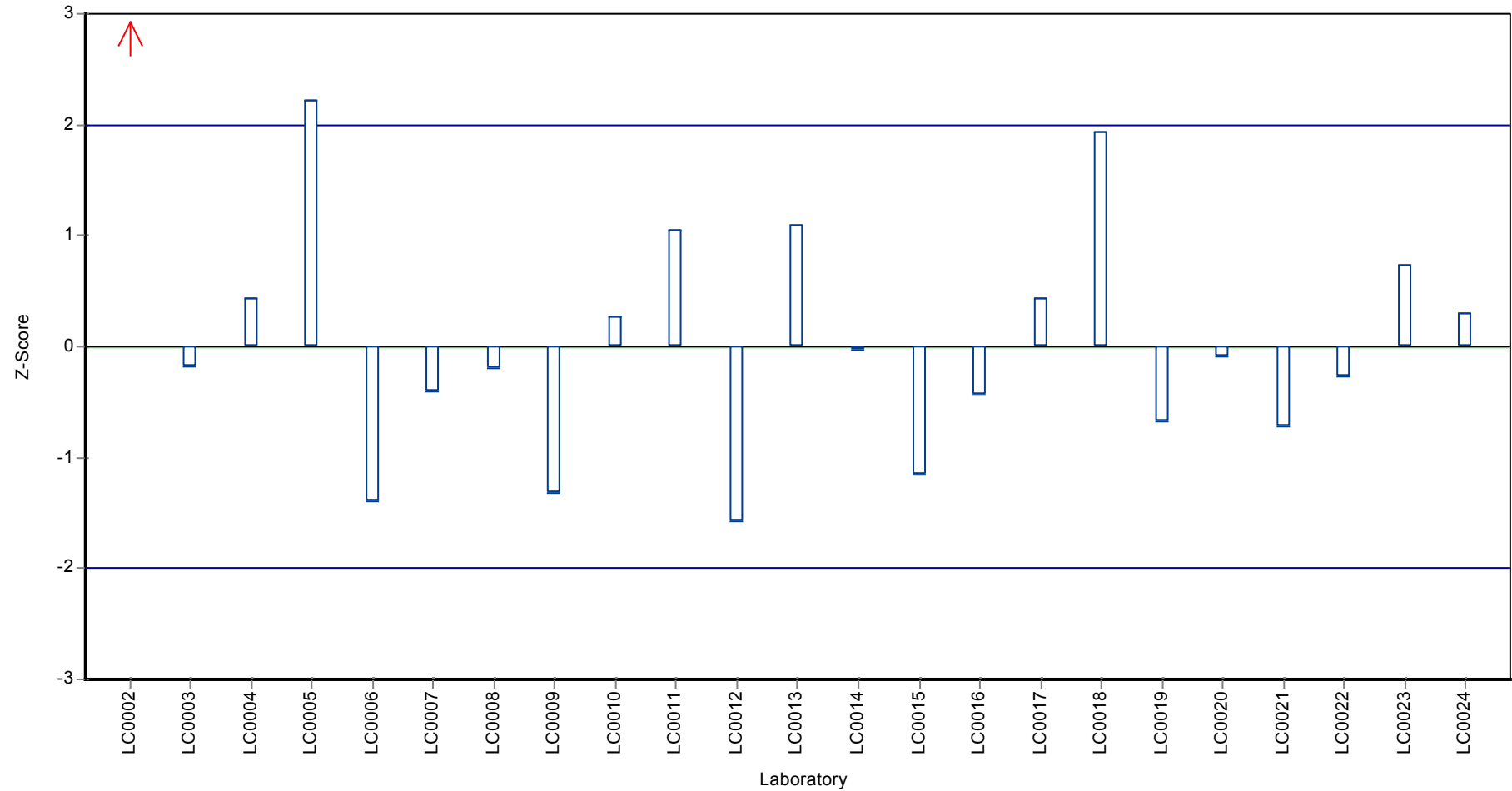
Recovery rate



Parameter oriented report Volatile halogenated hydrocarbons (VOC), BTEX and MTBE - CB01

Sample: CB01BCKW, Parameter: 1,1,1-Trichloroethane

Z-score



Parameter oriented report Volatile halogenated hydrocarbons (VOC), BTEX and MTBE - CB01

Sample: CB01ACKW, Parameter: 1,1-Dichloroethene

Parameter oriented report

CB01 A - VOC

1,1-Dichloroethene

Unit	µg/l
Mean ± CI (99%)	-
Minimum - Maximum	-
Control test value ± U	< 0.061 (LOD)

Labcode	Result	± U	Recovery [%]	z-score	Comments
LC0002	-	-	-	-	
LC0003	< 0.1 (LOQ)	-	-	-	
LC0004	<0.04 (LOD)	-	-	-	
LC0005	< 0.1 (LOQ)	-	-	-	
LC0006	-	-	-	-	
LC0007	< 0.2 (LOQ)	-	-	-	
LC0008	< 0.05 (LOQ)	-	-	-	
LC0009	-	-	-	-	
LC0010	< 0.1 (LOQ)	-	-	-	
LC0011	< 0.05 (LOQ)	-	-	-	
LC0012	< 0.2 (LOQ)	-	-	-	
LC0013	< 0.1 (LOQ)	-	-	-	
LC0014	< 0.1 (LOQ)	-	-	-	
LC0015	< 0.08 (LOQ)	-	-	-	
LC0016	< 0.05 (LOQ)	-	-	-	
LC0017	< 2 (LOQ)	-	-	-	
LC0018	< 0.1 (LOQ)	-	-	-	
LC0019	< 0.1 (LOQ)	-	-	-	
LC0020	< 0.1 (LOQ)	-	-	-	
LC0021	< 0.2 (LOQ)	-	-	-	
LC0022	< 0.05 (LOQ)	-	-	-	
LC0023	< 0.03 (LOQ)	-	-	-	
LC0024	< 0.04 (LOQ)	-	-	-	

Characteristics of parameter

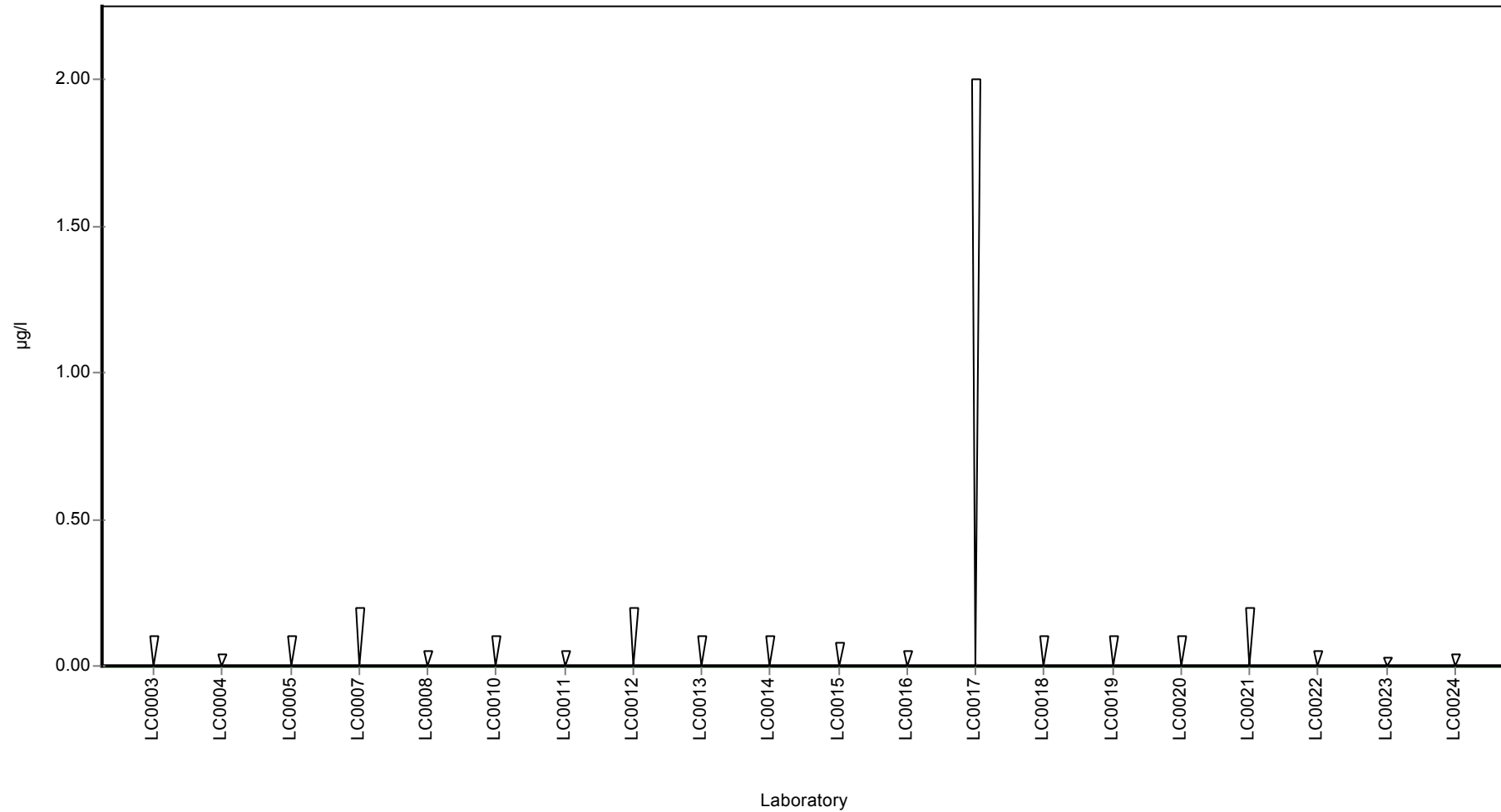
	all results	without outliers	Unit
Mean ± CI (99%)	-	-	µg/l
Minimum	-	-	µg/l
Maximum	-	-	µg/l
Standard deviation	-	-	µg/l
rel. Standard deviation	-	-	%
n	0	0	-

Parameter oriented report Volatile halogenated hydrocarbons (VOC), BTEX and MTBE - CB01

Sample: CB01ACKW, Parameter: 1,1-Dichloroethene

Graphical presentation of results

Results



Parameter oriented report Volatile halogenated hydrocarbons (VOC), BTEX and MTBE - CB01

Sample: CB01BCKW, Parameter: 1,1-Dichloroethene

Parameter oriented report

CB01 B - VOC

1,1-Dichloroethene

Unit	µg/l
Mean ± CI (99%)	9.06 ± 1.3
Minimum - Maximum	4.75 - 12.7
Control test value ± U	9.32 ± 0.644

Labcode	Result	± U	Recovery [%]	z-score	Comments
LC0002	-	-	-	-	
LC0003	8.864	1.064	97.8	-0.1	
LC0004	9.43	1.89	104	0.19	
LC0005	12.7	2.6	140	1.92	
LC0006	-	-	-	-	
LC0007	11.5	3.33	127	1.29	
LC0008	9.19	0.565	101	0.07	
LC0009	7.7	1.925	85	-0.72	
LC0010	10.18	1.68	112	0.59	
LC0011	15.37	3.07	170	3.33	H
LC0012	6.54	0.6	72.2	-1.33	
LC0013	4.75	0.71	52.4	-2.28	
LC0014	8.38	0.6	92.5	-0.36	
LC0015	7.54	1.206	83.2	-0.8	
LC0016	8.15	1.47	89.9	-0.48	
LC0017	11.5	3.44	127	1.29	
LC0018	14.9	4.7	164	3.08	H
LC0019	8.84	2.65	97.5	-0.12	
LC0020	8.88	0.9	98	-0.1	
LC0021	8.47	1.27	93.5	-0.31	
LC0022	8.46	0.6768	93.3	-0.32	
LC0023	9.47	1.89	104	0.21	
LC0024	11.66	3.5	129	1.37	

Characteristics of parameter

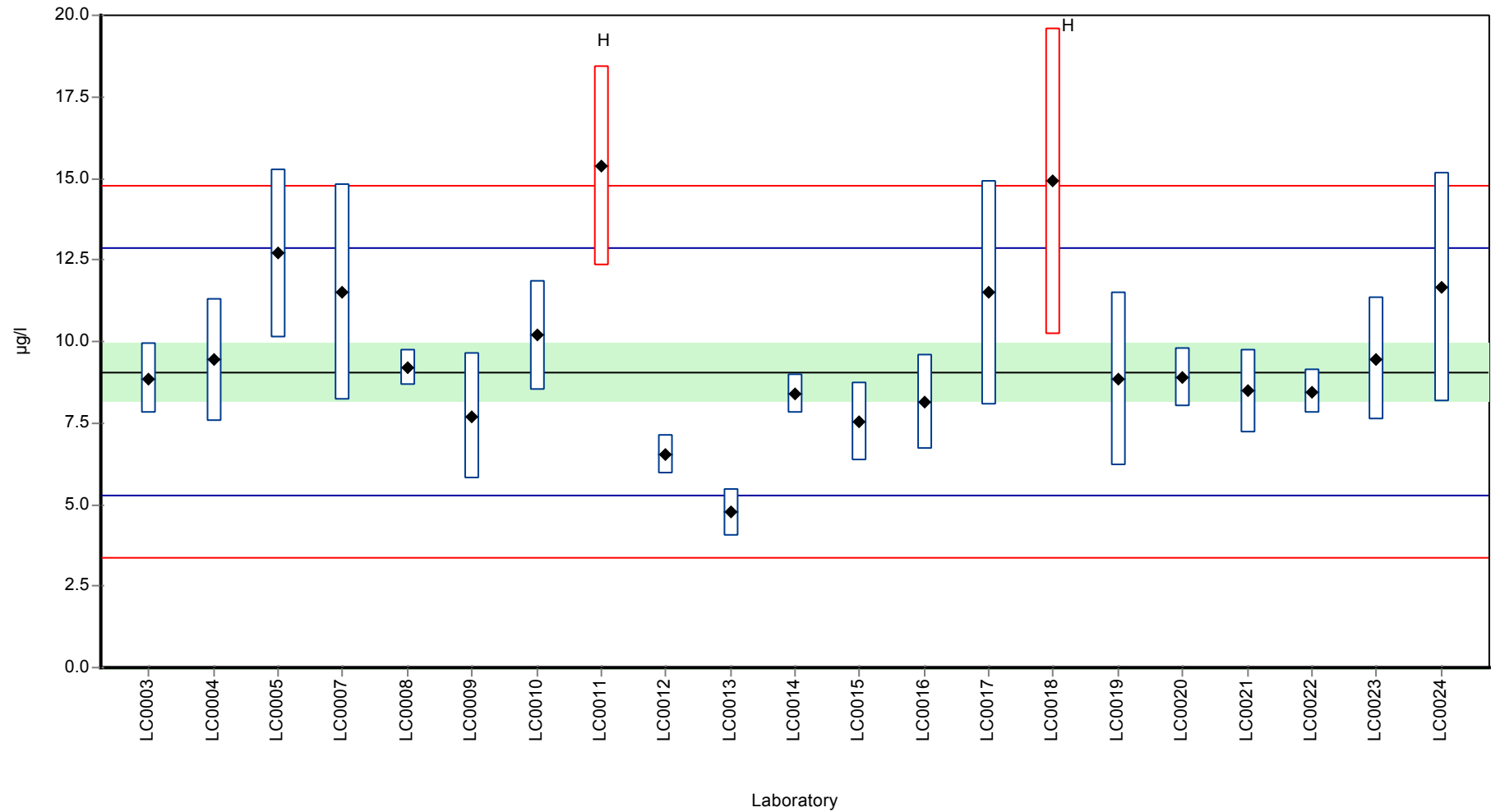
	all results	without outliers	Unit
Mean ± CI (99%)	9.64 ± 1.68	9.06 ± 1.3	µg/l
Minimum	4.75	4.75	µg/l
Maximum	15.4	12.7	µg/l
Standard deviation	2.56	1.9	µg/l
rel. Standard deviation	26.6	20.9	%
n	21	19	-

Parameter oriented report Volatile halogenated hydrocarbons (VOC), BTEX and MTBE - CB01

Sample: CB01BCKW, Parameter: 1,1-Dichloroethene

Graphical presentation of results

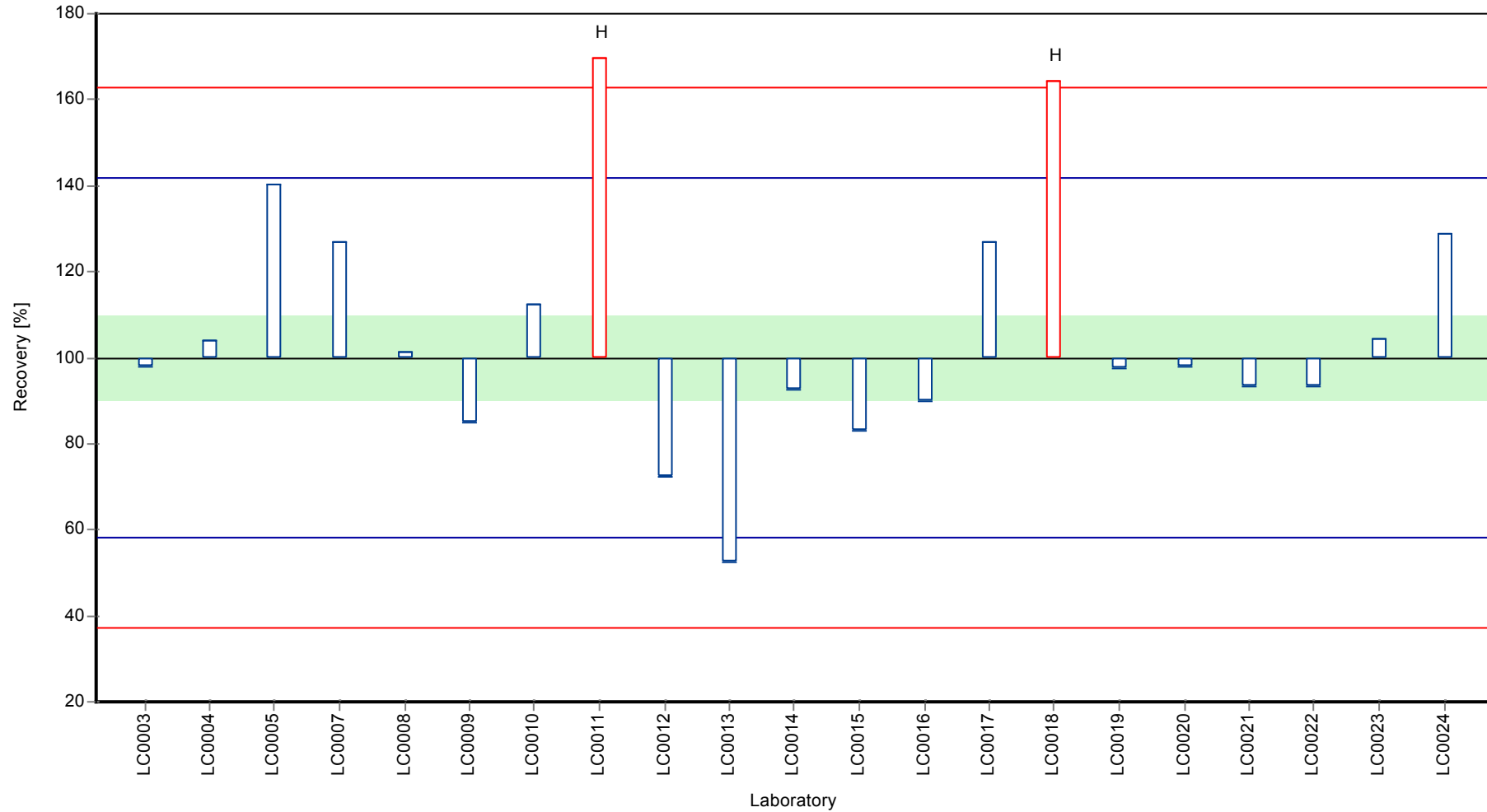
Results



Parameter oriented report Volatile halogenated hydrocarbons (VOC), BTEX and MTBE - CB01

Sample: CB01BCKW, Parameter: 1,1-Dichloroethene

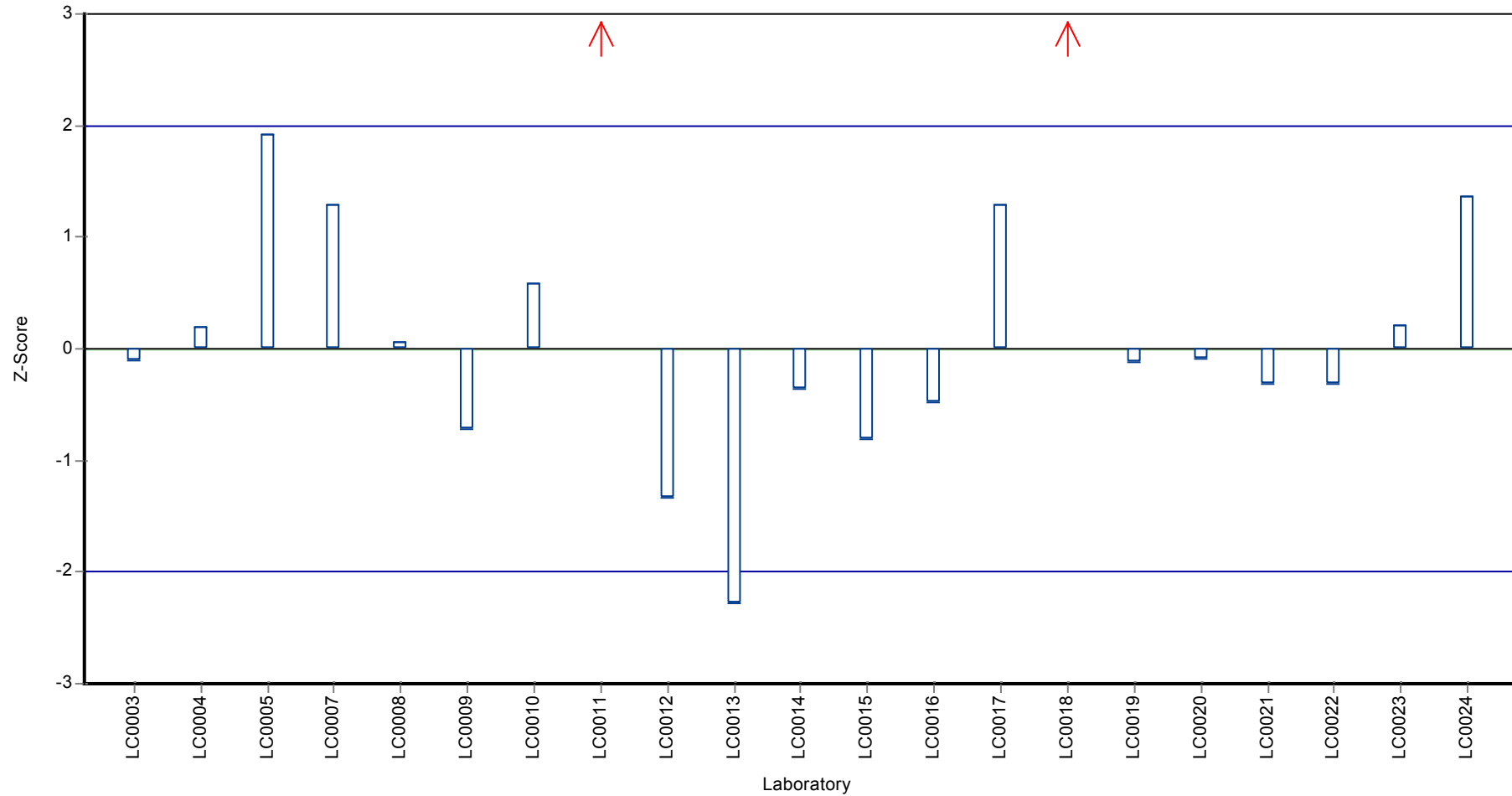
Recovery rate



Parameter oriented report Volatile halogenated hydrocarbons (VOC), BTEX and MTBE - CB01

Sample: CB01BCKW, Parameter: 1,1-Dichloroethene

Z-score



Parameter oriented report Volatile halogenated hydrocarbons (VOC), BTEX and MTBE - CB01

Sample: CB01ACKW, Parameter: 1,2-Dichloroethane

Parameter oriented report

CB01 A - VOC

1,2-Dichloroethane

Unit	µg/l
Mean ± CI (99%)	12.7 ± 0.888
Minimum - Maximum	10.5 - 15.4
Control test value ± U	11.9 ± 0.161

Labcode	Result	± U	Recovery [%]	z-score	Comments
LC0002	-	-	-	-	
LC0003	13.65	1.64	108	0.74	
LC0004	11.85	2.37	93.5	-0.62	
LC0005	15.2	3.1	120	1.91	
LC0006	-	-	-	-	
LC0007	11.568	1.69	91.3	-0.83	
LC0008	12	0.71	94.7	-0.51	
LC0009	13.02	3.255	103	0.26	
LC0010	12.31	1.97	97.1	-0.27	
LC0011	14.47	2.89	114	1.36	
LC0012	10.47	1.05	82.6	-1.66	
LC0013	11.56	1.73	91.2	-0.84	
LC0014	13.9	1.1	110	0.93	
LC0015	12.98	4.413	102	0.23	
LC0016	12.8	2.3	101	0.1	
LC0017	11.8	3.54	93.1	-0.66	
LC0018	17.9	3	141	3.95	H
LC0019	12.14	3.64	95.8	-0.4	
LC0020	11.3	1	89.2	-1.04	
LC0021	11.27	1.69	88.9	-1.06	
LC0022	15.4	2.464	122	2.06	
LC0023	12.8	2.5	101	0.1	
LC0024	12.96	3.89	102	0.22	

Characteristics of parameter

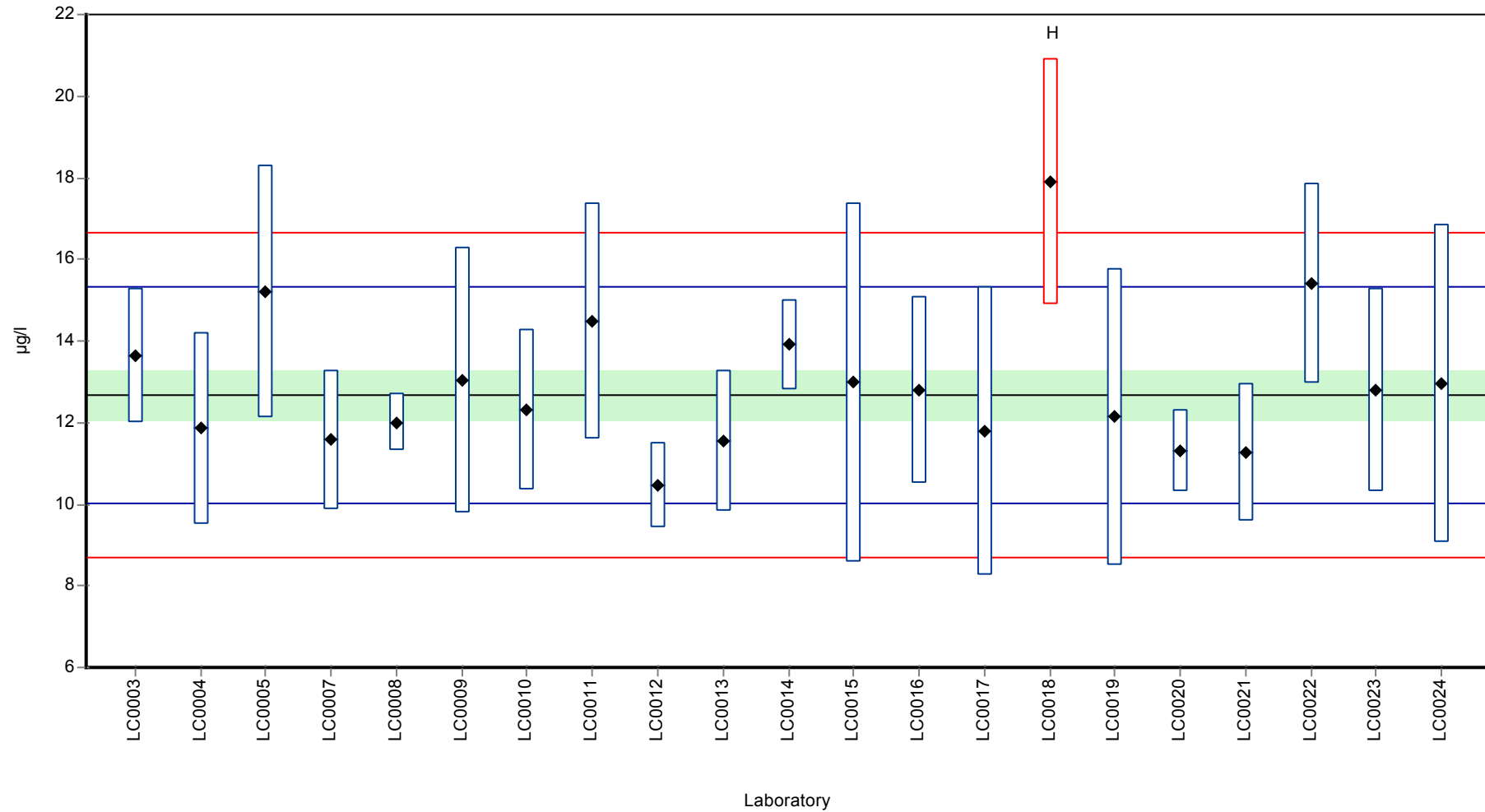
	all results	without outliers	Unit
Mean ± CI (99%)	12.9 ± 1.13	12.7 ± 0.888	µg/l
Minimum	10.5	10.5	µg/l
Maximum	17.9	15.4	µg/l
Standard deviation	1.72	1.32	µg/l
rel. Standard deviation	13.3	10.4	%
n	21	20	-

Parameter oriented report Volatile halogenated hydrocarbons (VOC), BTEX and MTBE - CB01

Sample: CB01ACKW, Parameter: 1,2-Dichloroethane

Graphical presentation of results

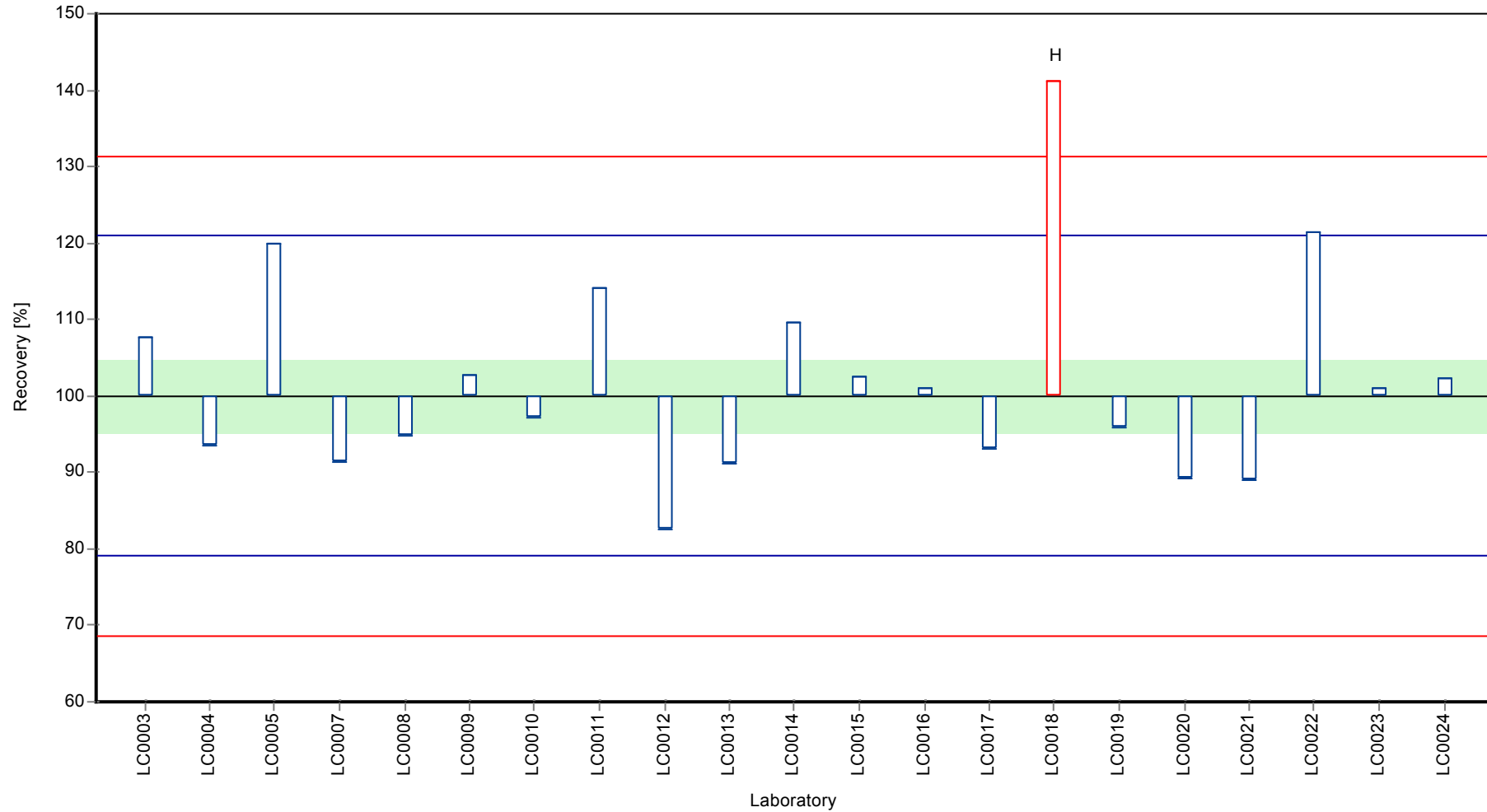
Results



Parameter oriented report Volatile halogenated hydrocarbons (VOC), BTEX and MTBE - CB01

Sample: CB01ACKW, Parameter: 1,2-Dichloroethane

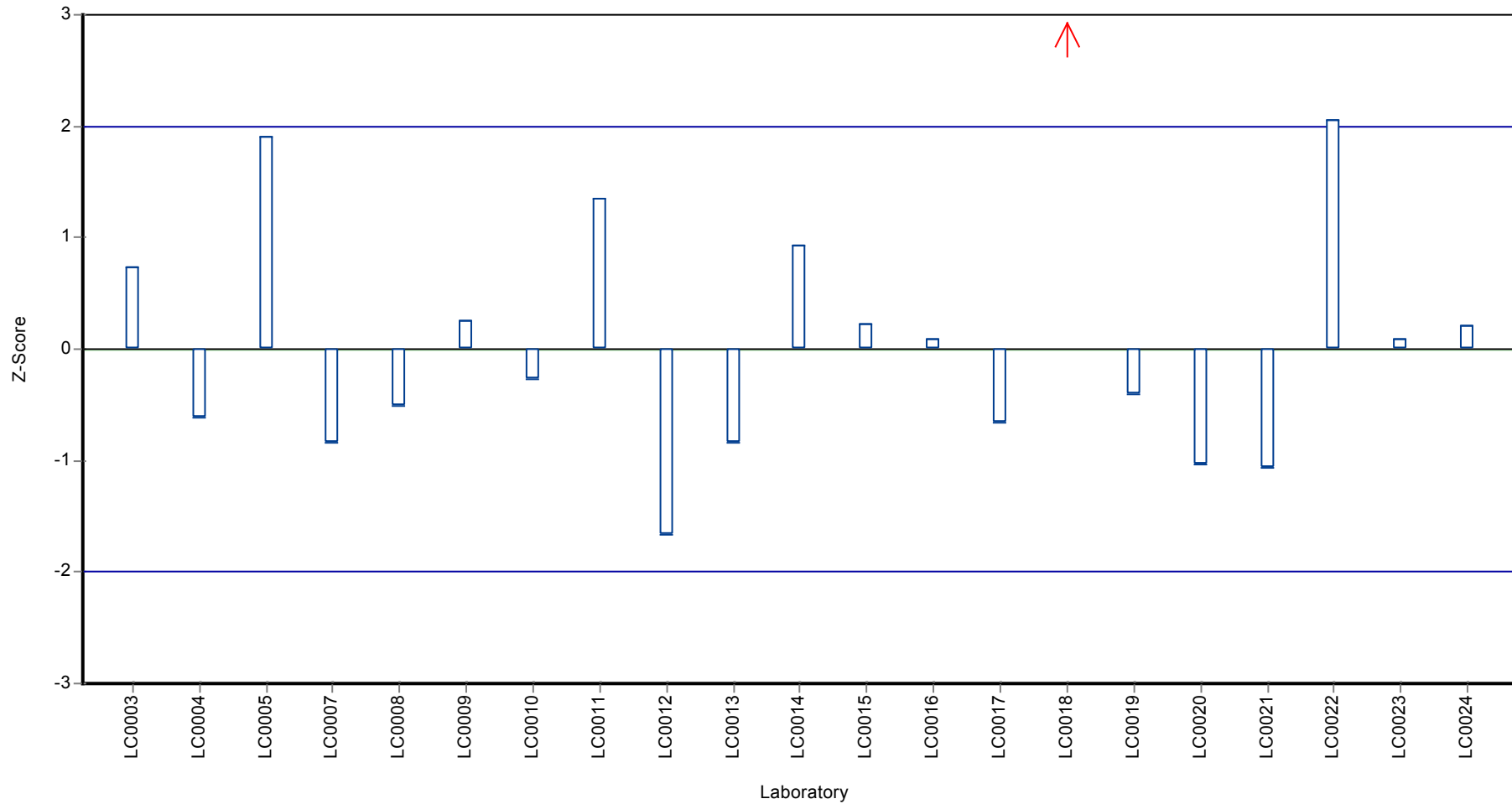
Recovery rate



Parameter oriented report Volatile halogenated hydrocarbons (VOC), BTEX and MTBE - CB01

Sample: CB01ACKW, Parameter: 1,2-Dichloroethane

Z-score



Parameter oriented report Volatile halogenated hydrocarbons (VOC), BTEX and MTBE - CB01

Sample: CB01BCKW, Parameter: 1,2-Dichloroethane

Parameter oriented report

CB01 B - VOC

1,2-Dichloroethane

Unit	µg/l
Mean ± CI (99%)	3.11 ± 0.227
Minimum - Maximum	2.51 - 3.7
Control test value ± U	2.85 ± 0.0955

Labcode	Result	± U	Recovery [%]	z-score	Comments
LC0002	-	-	-	-	
LC0003	3.208	0.385	103	0.31	
LC0004	3.19	0.64	103	0.26	
LC0005	3.7	0.8	119	1.84	
LC0006	-	-	-	-	
LC0007	3.029	0.44	97.5	-0.24	
LC0008	2.51	0.067	80.8	-1.86	
LC0009	2.75	0.688	88.5	-1.11	
LC0010	2.98	0.542	95.9	-0.4	
LC0011	3.67	0.73	118	1.75	
LC0012	2.1	0.2	67.6	-3.13	H
LC0013	3.42	0.51	110	0.97	
LC0014	3.21	0.15	103	0.32	
LC0015	3.17	1.078	102	0.19	
LC0016	2.85	0.52	91.7	-0.8	
LC0017	5.05	1.52	163	6.04	H
LC0018	4.96	1.61	160	5.76	H
LC0019	2.85	0.85	91.7	-0.8	
LC0020	3.02	0.3	97.2	-0.27	
LC0021	2.99	0.45	96.2	-0.37	
LC0022	3.56	0.5696	115	1.41	
LC0023	3.02	0.6	97.2	-0.27	
LC0024	2.81	0.84	90.4	-0.93	

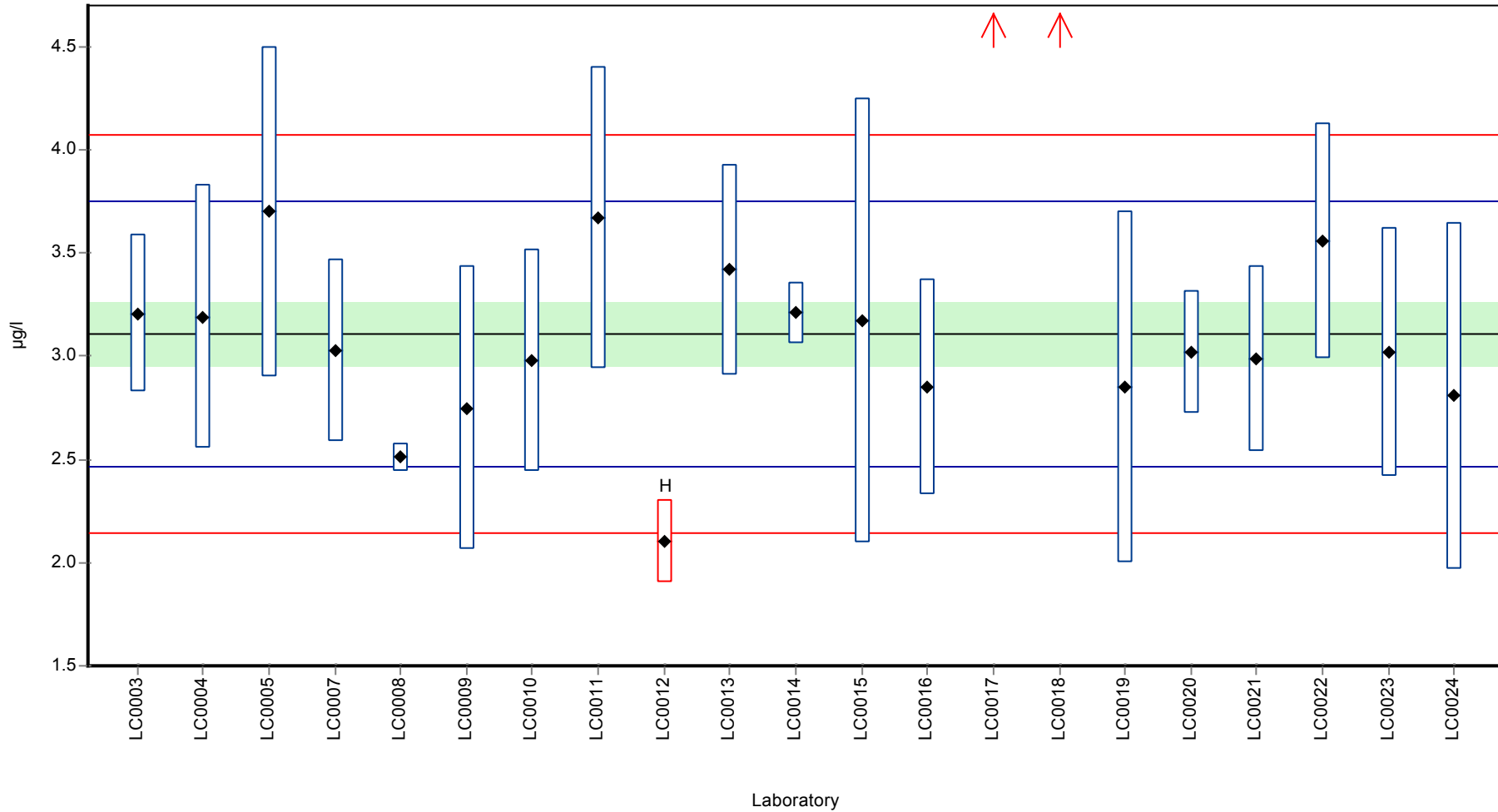
Characteristics of parameter

	all results	without outliers	Unit
Mean ± CI (99%)	3.24 ± 0.454	3.11 ± 0.227	µg/l
Minimum	2.1	2.51	µg/l
Maximum	5.05	3.7	µg/l
Standard deviation	0.693	0.322	µg/l
rel. Standard deviation	21.4	10.4	%
n	21	18	-

Parameter oriented report Volatile halogenated hydrocarbons (VOC), BTEX and MTBE - CB01

Sample: CB01BCKW, Parameter: 1,2-Dichloroethane

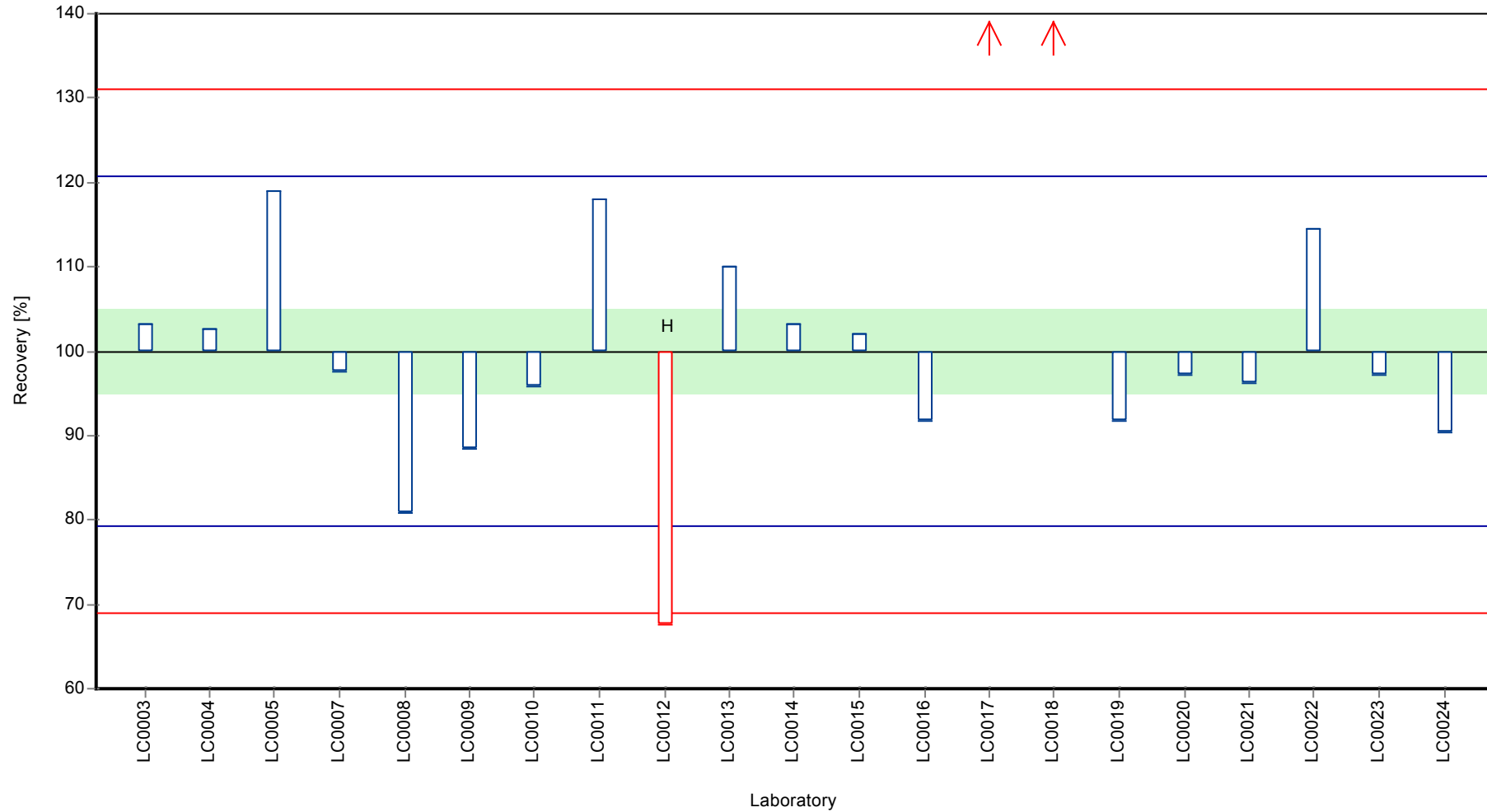
Graphical presentation of results
Results



Parameter oriented report Volatile halogenated hydrocarbons (VOC), BTEX and MTBE - CB01

Sample: CB01BCKW, Parameter: 1,2-Dichloroethane

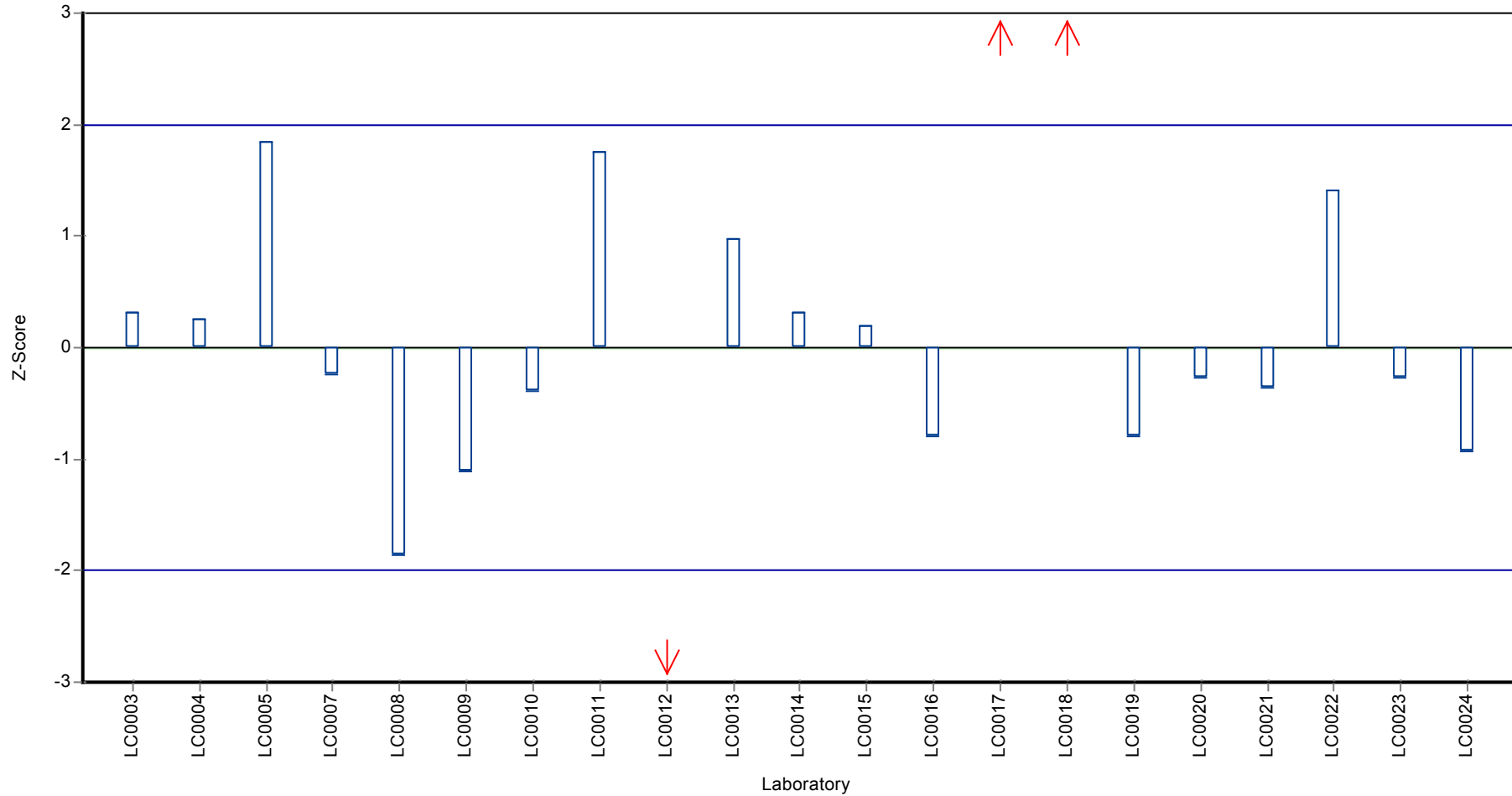
Recovery rate



Parameter oriented report Volatile halogenated hydrocarbons (VOC), BTEX and MTBE - CB01

Sample: CB01BCKW, Parameter: 1,2-Dichloroethane

Z-score



Parameter oriented report Volatile halogenated hydrocarbons (VOC), BTEX and MTBE - CB01

Sample: CB01ACKW, Parameter: Bromodichloromethane

Parameter oriented report

CB01 A - VOC

Bromodichloromethane

Unit	µg/l
Mean ± CI (99%)	2.26 ± 0.141
Minimum - Maximum	1.92 - 2.82
Control test value ± U	2.28 ± 0.0986

Labcode	Result	± U	Recovery [%]	z-score	Comments
LC0002	2.4	-	106	0.61	
LC0003	2.245	0.269	99.1	-0.09	
LC0004	2.35	0.47	104	0.39	
LC0005	3	0.6	132	3.33	H
LC0006	2.12	0.08	93.6	-0.66	
LC0007	2.393	0.34	106	0.58	
LC0008	2.24	0.047	98.9	-0.11	
LC0009	2.29	0.573	101	0.11	
LC0010	1.99	0.308	87.9	-1.25	
LC0011	2.55	0.51	113	1.29	
LC0012	2.24	0.2	98.9	-0.11	
LC0013	2.66	0.4	117	1.79	
LC0014	2.44	0.3	108	0.79	
LC0015	2.12	0.53	93.6	-0.66	
LC0016	2.05	0.37	90.5	-0.97	
LC0017	1.92	0.575	84.8	-1.56	
LC0018	2.82	0.56	125	2.51	
LC0019	2.04	0.61	90.1	-1.02	
LC0020	2.08	0.2	91.8	-0.84	
LC0021	2.18	0.33	96.3	-0.39	
LC0022	2.2	0.264	97.1	-0.29	
LC0023	2.36	0.47	104	0.43	
LC0024	2.14	0.64	94.5	-0.57	

Characteristics of parameter

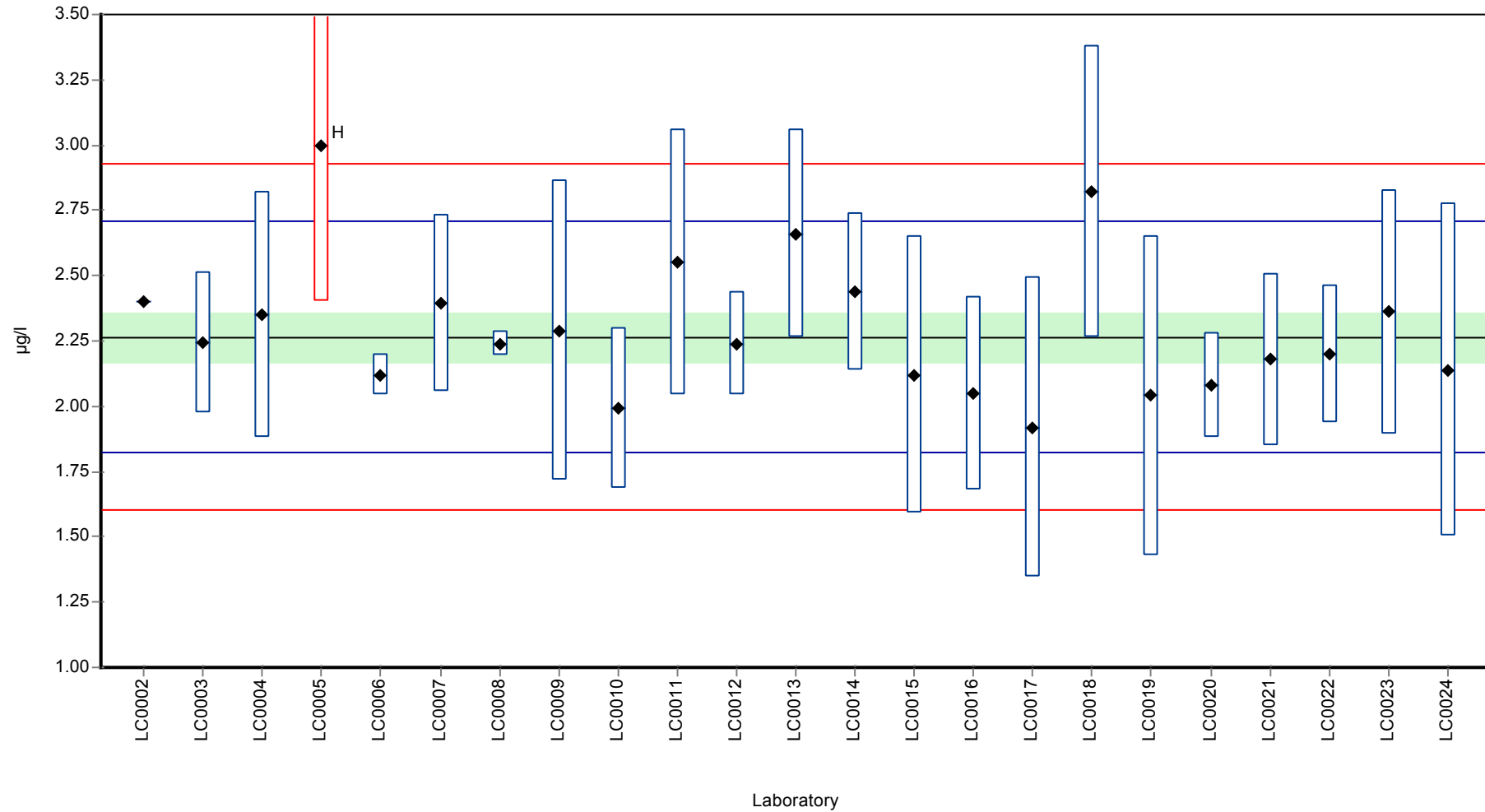
	all results	without outliers	Unit
Mean ± CI (99%)	2.3 ± 0.166	2.26 ± 0.141	µg/l
Minimum	1.92	1.92	µg/l
Maximum	3	2.82	µg/l
Standard deviation	0.265	0.221	µg/l
rel. Standard deviation	11.5	9.75	%
n	23	22	-

Parameter oriented report Volatile halogenated hydrocarbons (VOC), BTEX and MTBE - CB01

Sample: CB01ACKW, Parameter: Bromodichloromethane

Graphical presentation of results

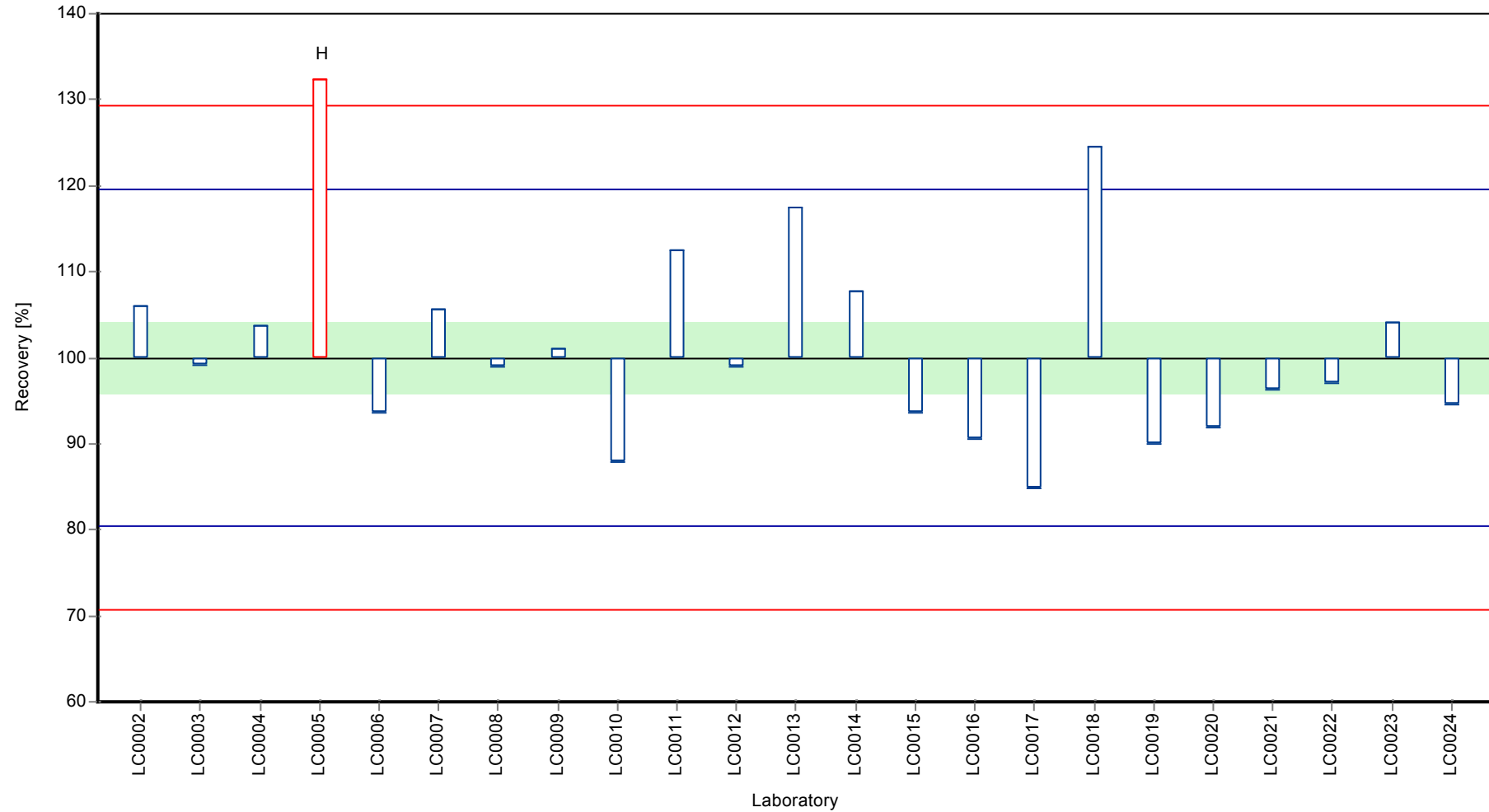
Results



Parameter oriented report Volatile halogenated hydrocarbons (VOC), BTEX and MTBE - CB01

Sample: CB01ACKW, Parameter: Bromodichloromethane

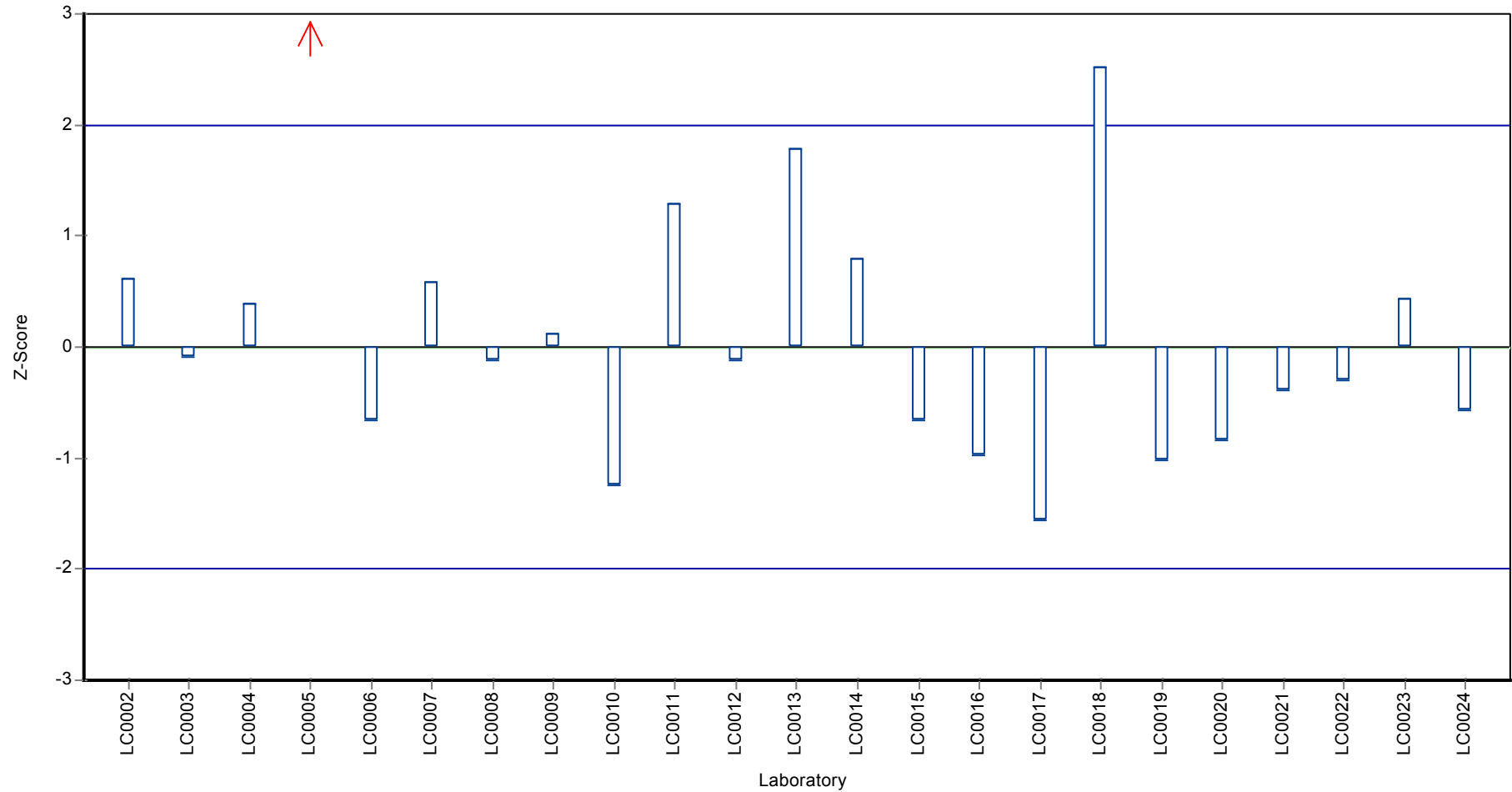
Recovery rate



Parameter oriented report Volatile halogenated hydrocarbons (VOC), BTEX and MTBE - CB01

Sample: CB01ACKW, Parameter: Bromodichloromethane

Z-score



Parameter oriented report Volatile halogenated hydrocarbons (VOC), BTEX and MTBE - CB01

Sample: CB01BCKW, Parameter: Bromodichloromethane

Parameter oriented report

CB01 B - VOC

Bromodichloromethane

Unit	µg/l
Mean ± CI (99%)	7.33 ± 0.346
Minimum - Maximum	6.51 - 8.68
Control test value ± U	7.70 ± 0.411

Labcode	Result	± U	Recovery [%]	z-score	Comments
LC0002	7.5	-	102	0.32	
LC0003	7.111	0.853	97	-0.43	
LC0004	8.07	1.61	110	1.43	
LC0005	9.1	2	124	3.43	H
LC0006	6.75	0.62	92	-1.13	
LC0007	7.65	1.1	104	0.61	
LC0008	7.14	0.815	97.3	-0.38	
LC0009	7.14	1.785	97.3	-0.38	
LC0010	6.87	1.32	93.7	-0.9	
LC0011	8.68	1.74	118	2.61	
LC0012	7.26	0.7	99	-0.14	
LC0013	10.24	1.5	140	5.64	H
LC0014	7.63	0.38	104	0.57	
LC0015	7.22	1.805	98.4	-0.22	
LC0016	7.11	1.28	96.9	-0.44	
LC0017	6.51	1.95	88.8	-1.6	
LC0018	9.87	2.97	135	4.92	H
LC0019	7	2.1	95.4	-0.65	
LC0020	7.5	0.7	102	0.32	
LC0021	6.69	1	91.2	-1.25	
LC0022	7.71	0.9252	105	0.73	
LC0023	7.92	1.58	108	1.14	
LC0024	7.23	2.17	98.6	-0.2	

Characteristics of parameter

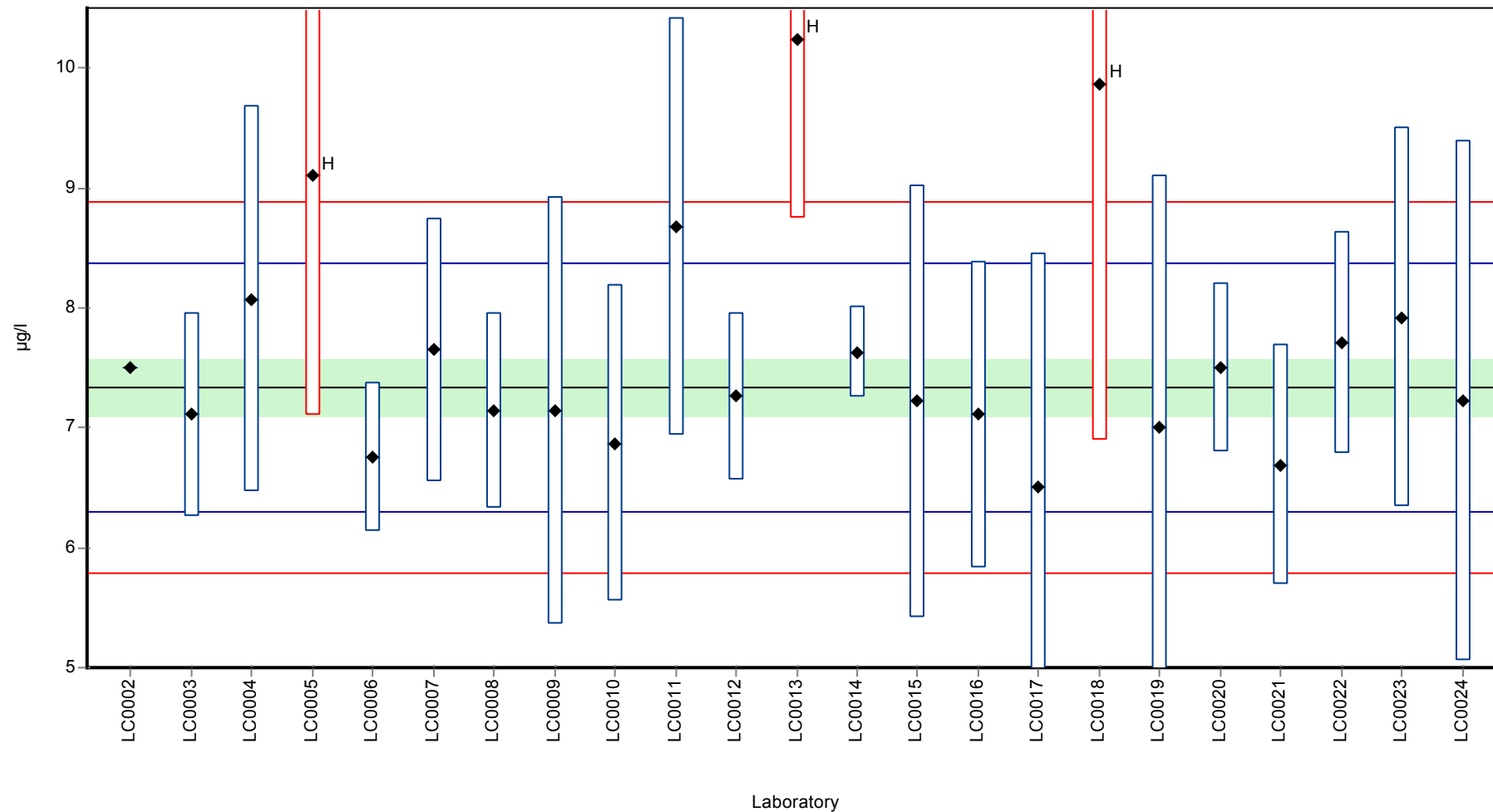
	all results	without outliers	Unit
Mean ± CI (99%)	7.65 ± 0.608	7.33 ± 0.346	µg/l
Minimum	6.51	6.51	µg/l
Maximum	10.2	8.68	µg/l
Standard deviation	0.972	0.515	µg/l
rel. Standard deviation	12.7	7.03	%
n	23	20	-

Parameter oriented report Volatile halogenated hydrocarbons (VOC), BTEX and MTBE - CB01

Sample: CB01BCKW, Parameter: Bromodichloromethane

Graphical presentation of results

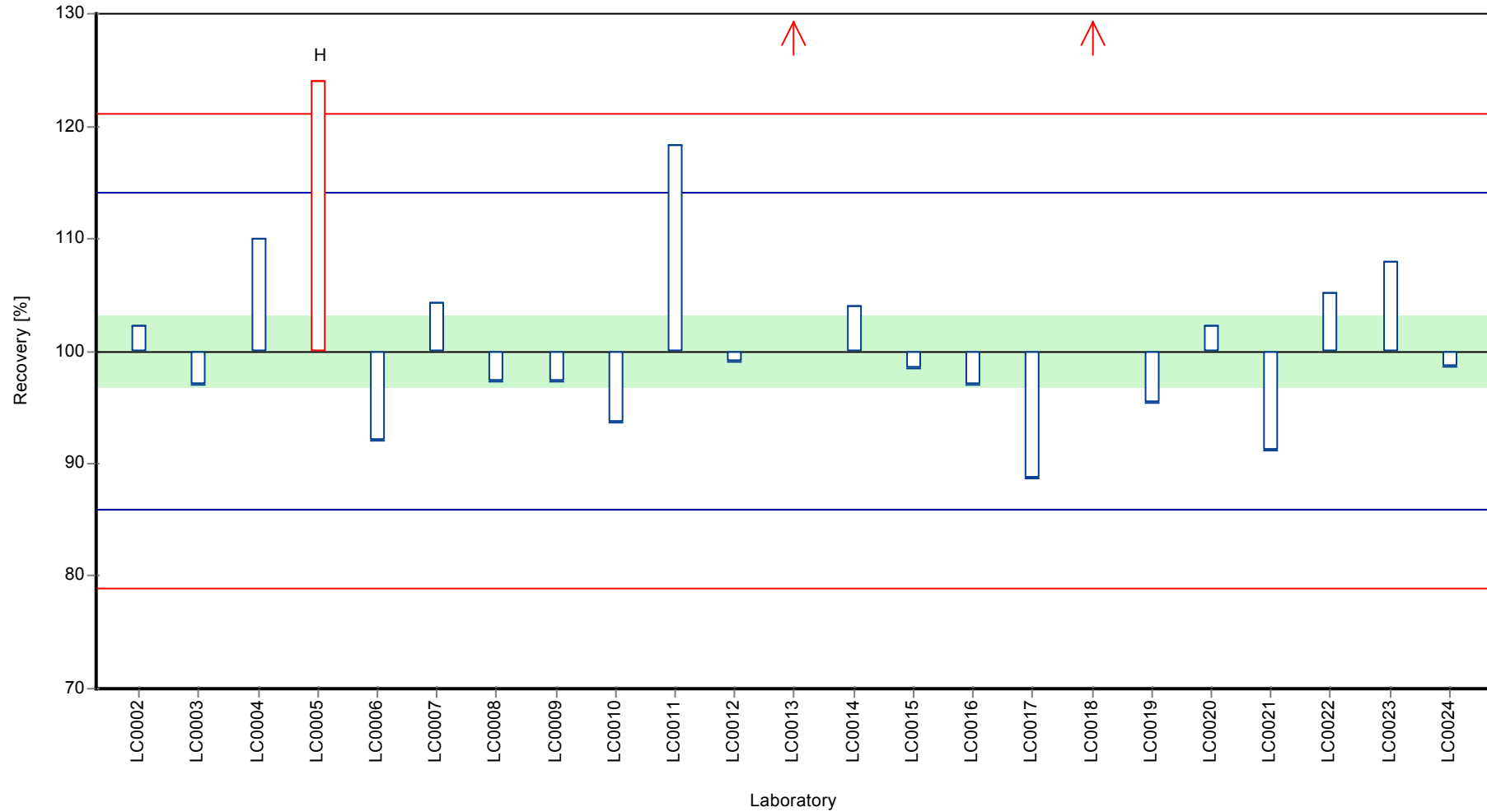
Results



Parameter oriented report Volatile halogenated hydrocarbons (VOC), BTEX and MTBE - CB01

Sample: CB01BCKW, Parameter: Bromodichloromethane

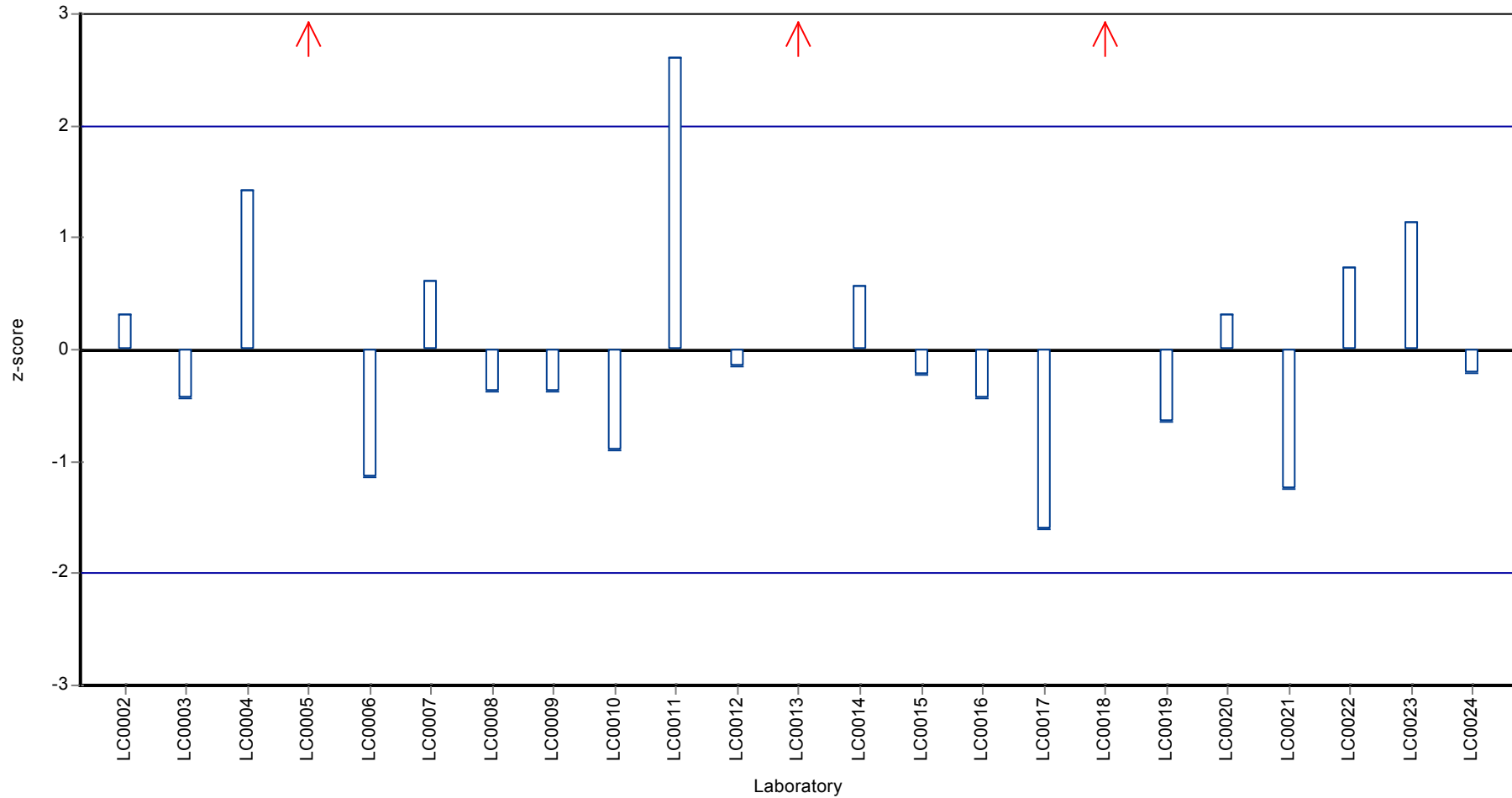
Recovery rate



Parameter oriented report Volatile halogenated hydrocarbons (VOC), BTEX and MTBE - CB01

Sample: CB01BCKW, Parameter: Bromodichloromethane

Z-score



Parameter oriented report Volatile halogenated hydrocarbons (VOC), BTEX and MTBE - CB01

Sample: CB01ACKW, Parameter: cis-1,2-Dichloroethene

Parameter oriented report

CB01 A - VOC

cis-1,2-Dichloroethene

Unit	µg/l
Mean ± CI (99%)	0.833 ± 0.063
Minimum - Maximum	0.68 - 1.01
Control test value ± U	0.870 ± 0.04

Labcode	Result	± U	Recovery [%]	z-score	Comments
LC0002	-	-	-	-	
LC0003	0.868	0.104	104	0.36	
LC0004	0.86	0.17	103	0.28	
LC0005	0.85	0.17	102	0.17	
LC0006	-	-	-	-	
LC0007	0.857	0.22	103	0.24	
LC0008	0.887	0.059	106	0.56	
LC0009	0.86	0.215	103	0.28	
LC0010	0.75	0.143	90	-0.87	
LC0011	1.01	0.2	121	1.84	
LC0012	0.68	0.1	81.6	-1.6	
LC0013	0.933	0.14	112	1.04	
LC0014	0.804	0.08	96.5	-0.31	
LC0015	0.68	0.156	81.6	-1.6	
LC0016	0.72	0.13	86.4	-1.18	
LC0017	0.81	0.241	97.2	-0.24	
LC0018	1.01	0.26	121	1.84	
LC0019	0.71	0.21	85.2	-1.28	
LC0020	0.82	0.08	98.4	-0.14	
LC0021	0.73	0.11	87.6	-1.08	
LC0022	0.843	0.11802	101	0.1	
LC0023	0.9	0.18	108	0.69	
LC0024	0.92	0.28	110	0.9	

Characteristics of parameter

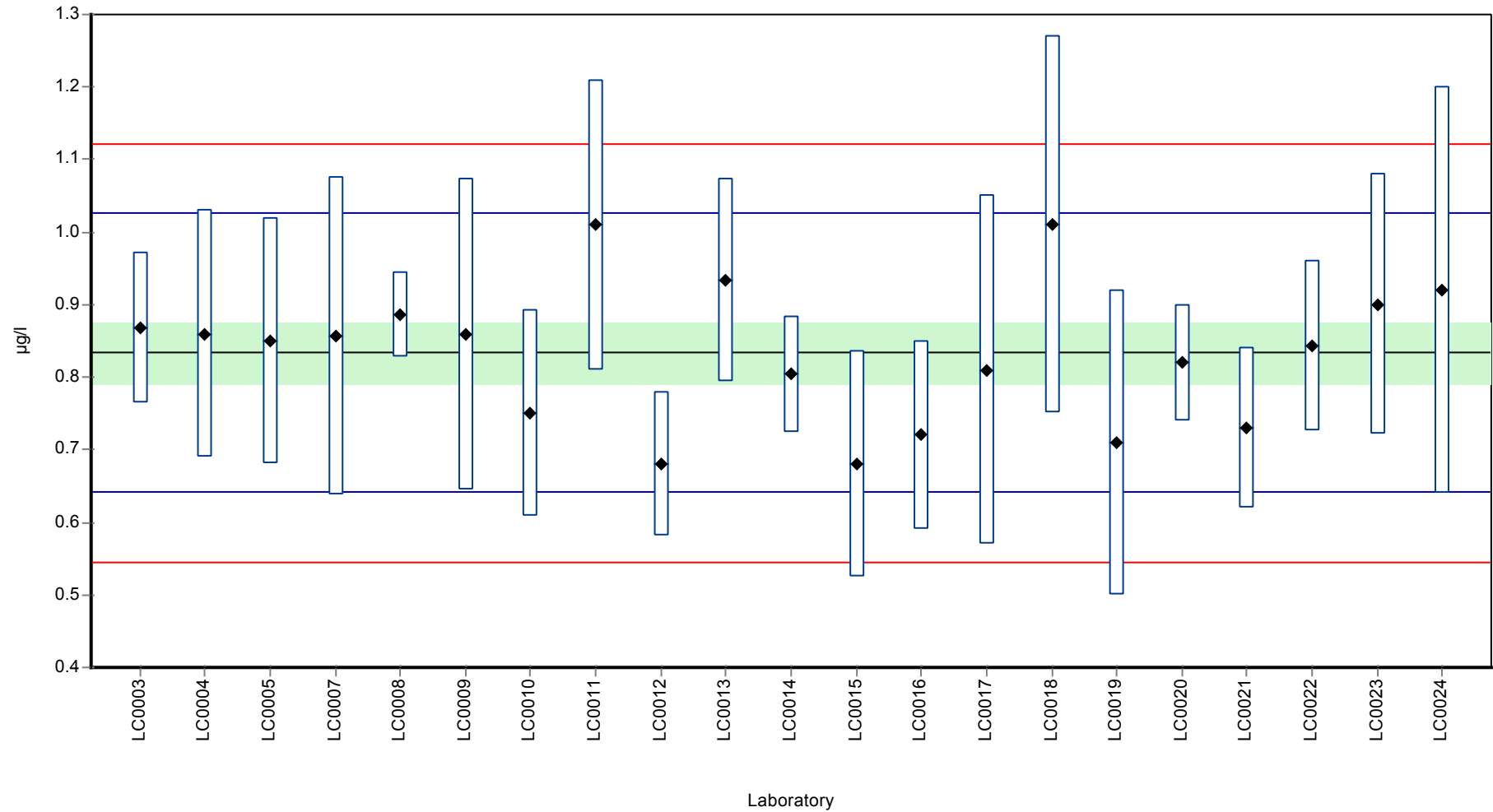
	all results	without outliers	Unit
Mean ± CI (99%)	0.833 ± 0.063	0.833 ± 0.063	µg/l
Minimum	0.68	0.68	µg/l
Maximum	1.01	1.01	µg/l
Standard deviation	0.0962	0.0962	µg/l
rel. Standard deviation	11.5	11.5	%
n	21	21	-

Parameter oriented report Volatile halogenated hydrocarbons (VOC), BTEX and MTBE - CB01

Sample: CB01ACKW, Parameter: cis-1,2-Dichloroethene

Graphical presentation of results

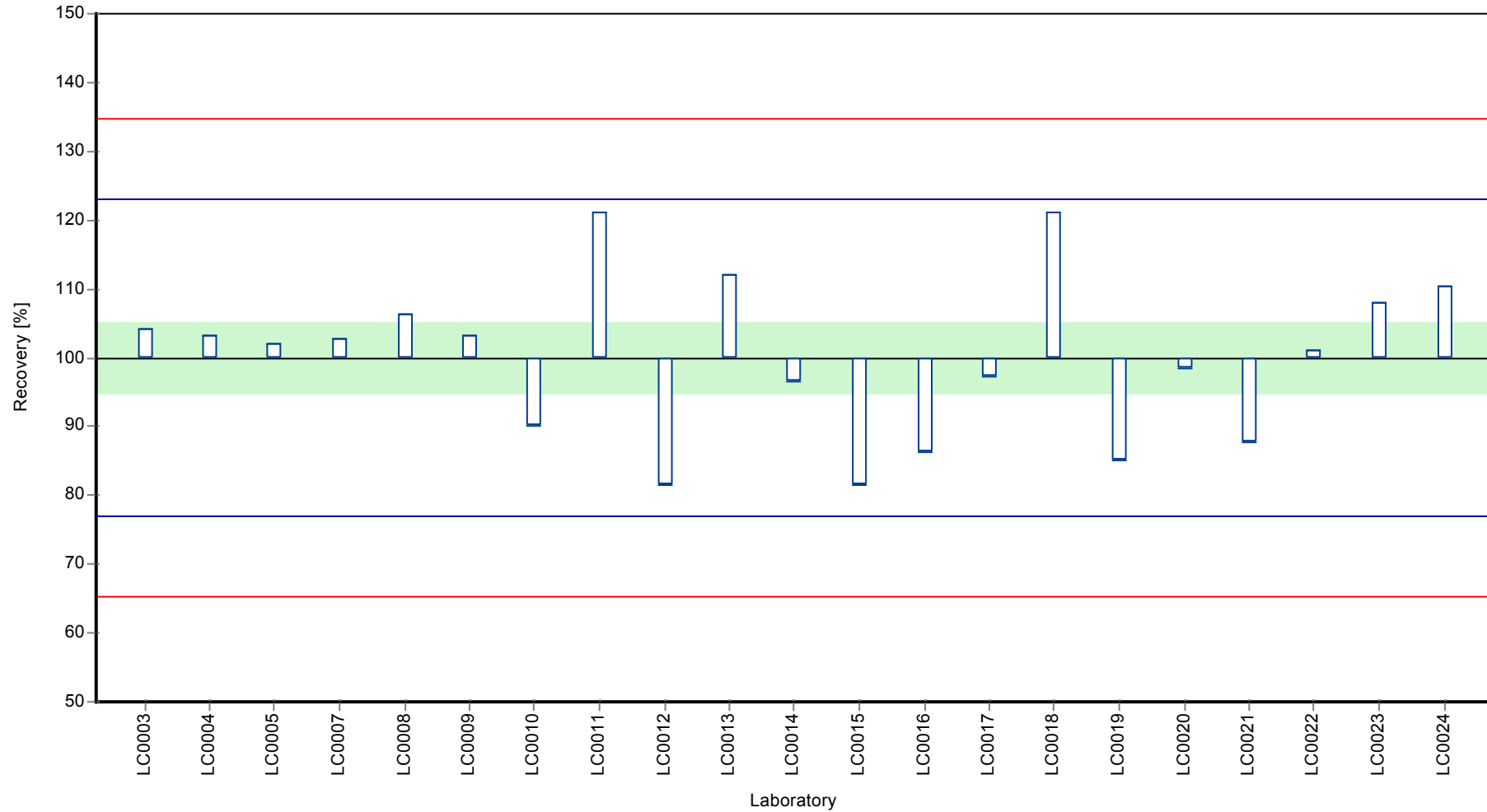
Results



Parameter oriented report Volatile halogenated hydrocarbons (VOC), BTEX and MTBE - CB01

Sample: CB01ACKW, Parameter: cis-1,2-Dichloroethene

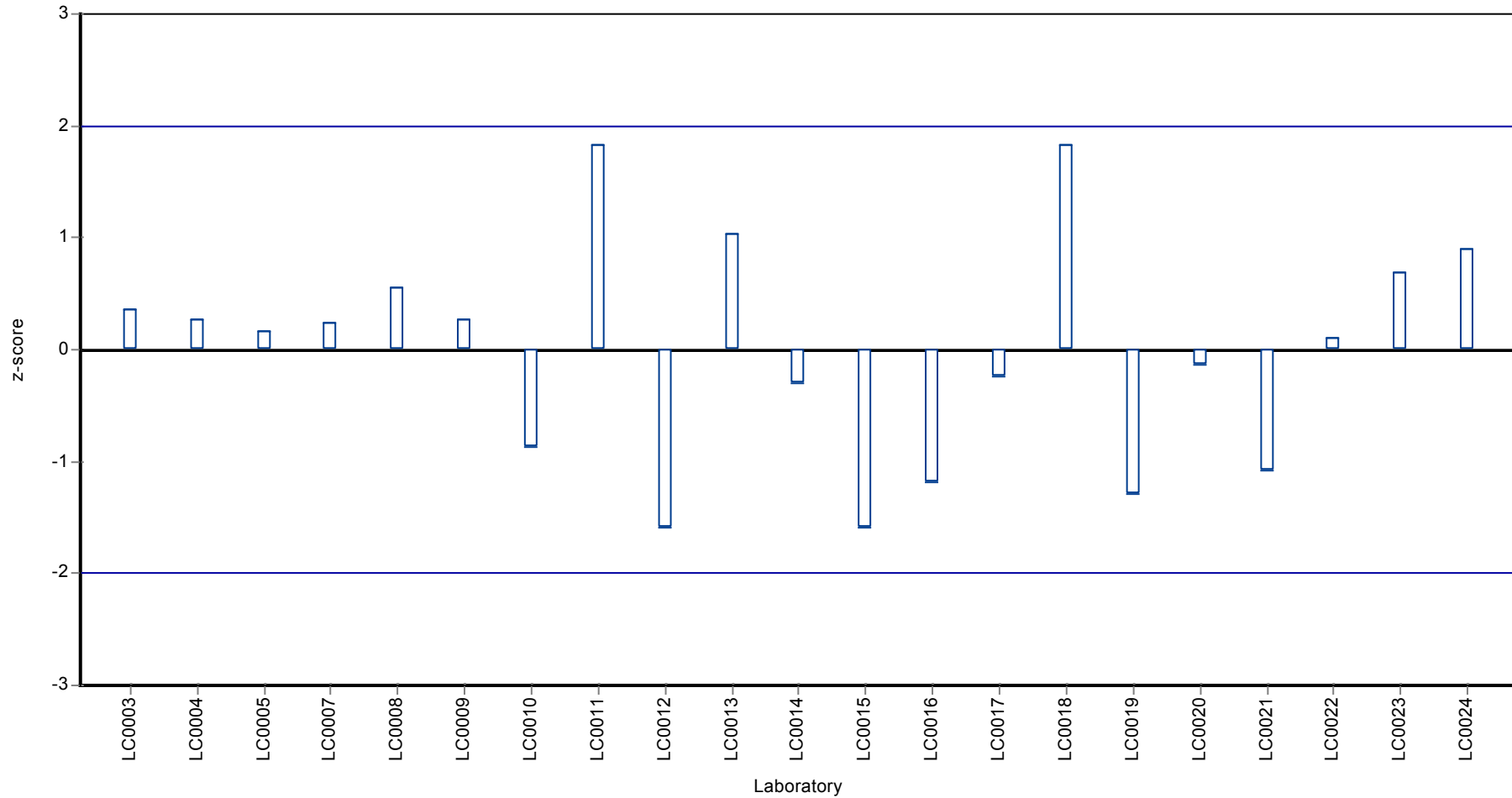
Recovery rate



Parameter oriented report Volatile halogenated hydrocarbons (VOC), BTEX and MTBE - CB01

Sample: CB01ACKW, Parameter: cis-1,2-Dichloroethene

Z-score



Parameter oriented report

CB01 B - VOC

cis-1,2-Dichloroethene

Unit	µg/l
Mean ± CI (99%)	4.68 ± 0.313
Minimum - Maximum	4.02 - 6.07
Control test value ± U	4.91 ± 0.414

Labcode	Result	± U	Recovery [%]	z-score	Comments
LC0002	-	-	-	-	
LC0003	4.871	0.585	104	0.41	
LC0004	4.67	0.93	99.7	-0.03	
LC0005	5.2	1.1	111	1.14	
LC0006	-	-	-	-	
LC0007	4.352	1.1	92.9	-0.73	
LC0008	4.55	0.054	97.2	-0.29	
LC0009	4.3	1.075	91.8	-0.84	
LC0010	4.77	0.754	102	0.19	
LC0011	6.07	1.21	130	3.05	
LC0012	4.56	0.5	97.4	-0.27	
LC0013	6.27	0.94	134	3.49	H
LC0014	4.33	0.23	92.5	-0.78	
LC0015	4.3	0.989	91.8	-0.84	
LC0016	4.35	0.79	92.9	-0.73	
LC0017	5.09	1.53	109	0.9	
LC0018	6.74	1.75	144	4.52	H
LC0019	4.02	1.21	85.9	-1.46	
LC0020	5.03	0.5	107	0.77	
LC0021	4.67	0.7	99.7	-0.03	
LC0022	4.54	0.6356	97	-0.31	
LC0023	4.83	0.96	103	0.33	
LC0024	4.46	1.34	95.3	-0.49	

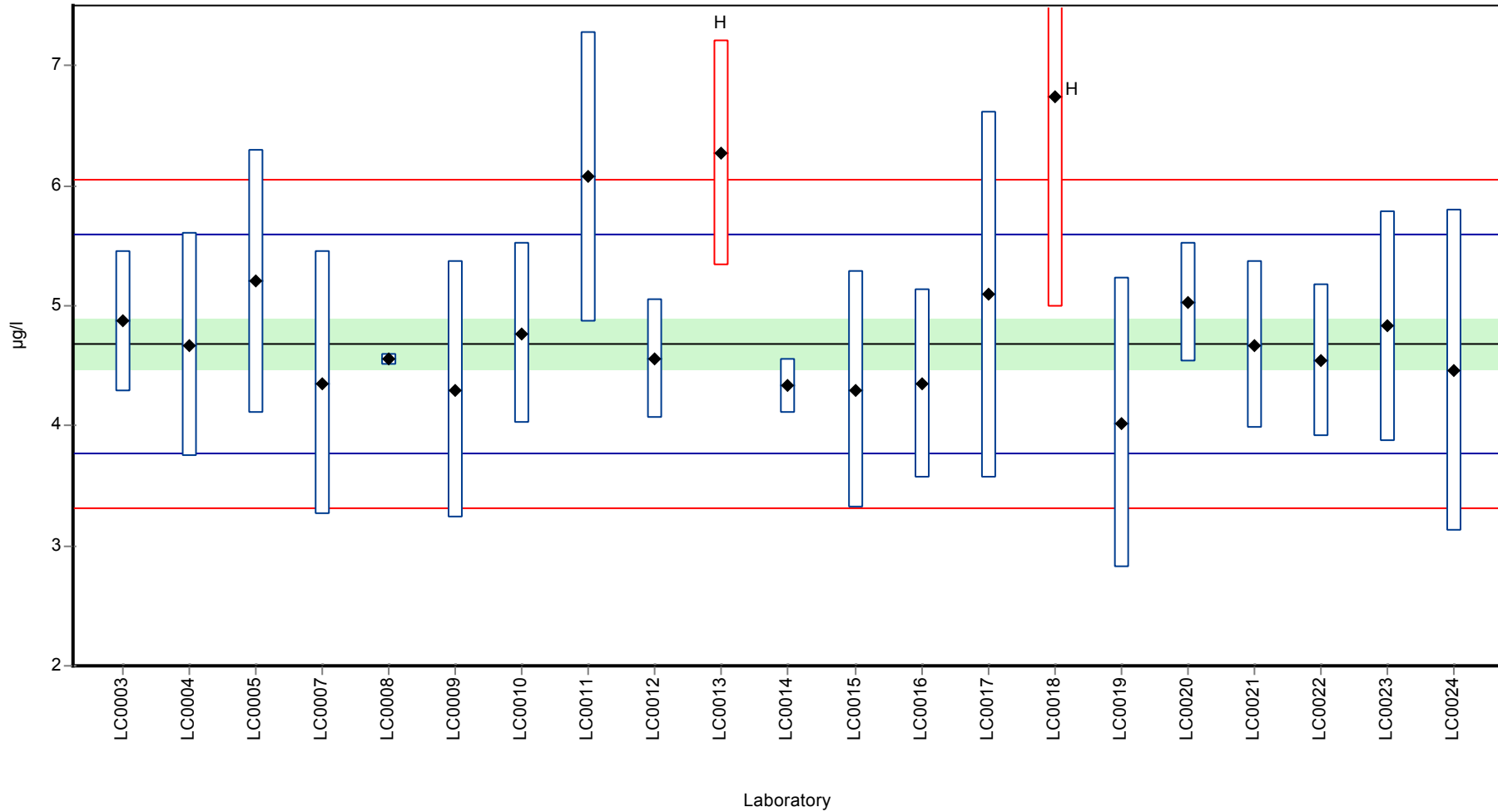
Characteristics of parameter

	all results	without outliers	Unit
Mean ± CI (99%)	4.86 ± 0.459	4.68 ± 0.313	µg/l
Minimum	4.02	4.02	µg/l
Maximum	6.74	6.07	µg/l
Standard deviation	0.702	0.455	µg/l
rel. Standard deviation	14.4	9.71	%
n	21	19	-

Parameter oriented report Volatile halogenated hydrocarbons (VOC), BTEX and MTBE - CB01

Sample: CB01BCKW, Parameter: cis-1,2-Dichloroethene

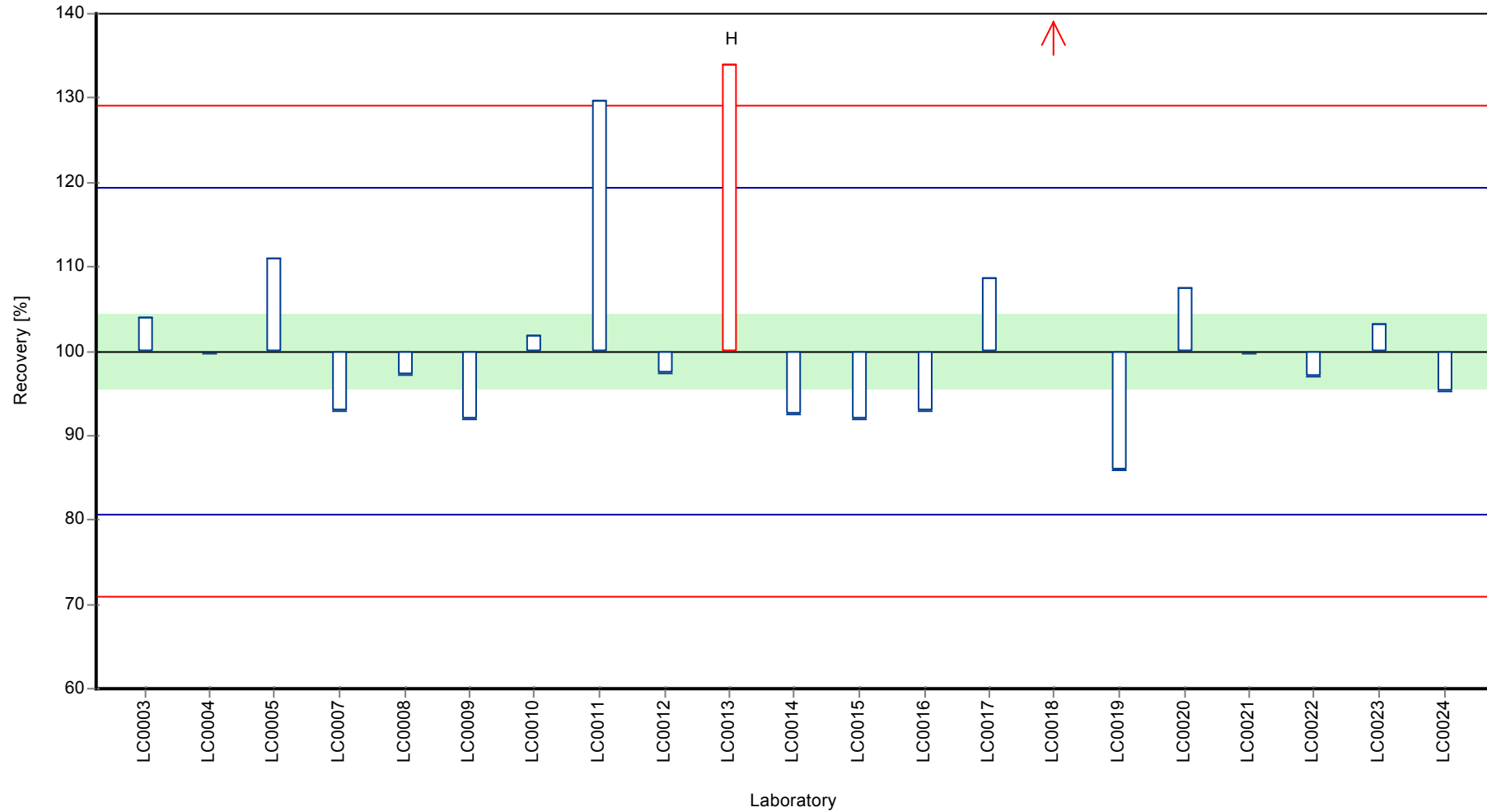
Graphical presentation of results
Results



Parameter oriented report Volatile halogenated hydrocarbons (VOC), BTEX and MTBE - CB01

Sample: CB01BCKW, Parameter: cis-1,2-Dichloroethene

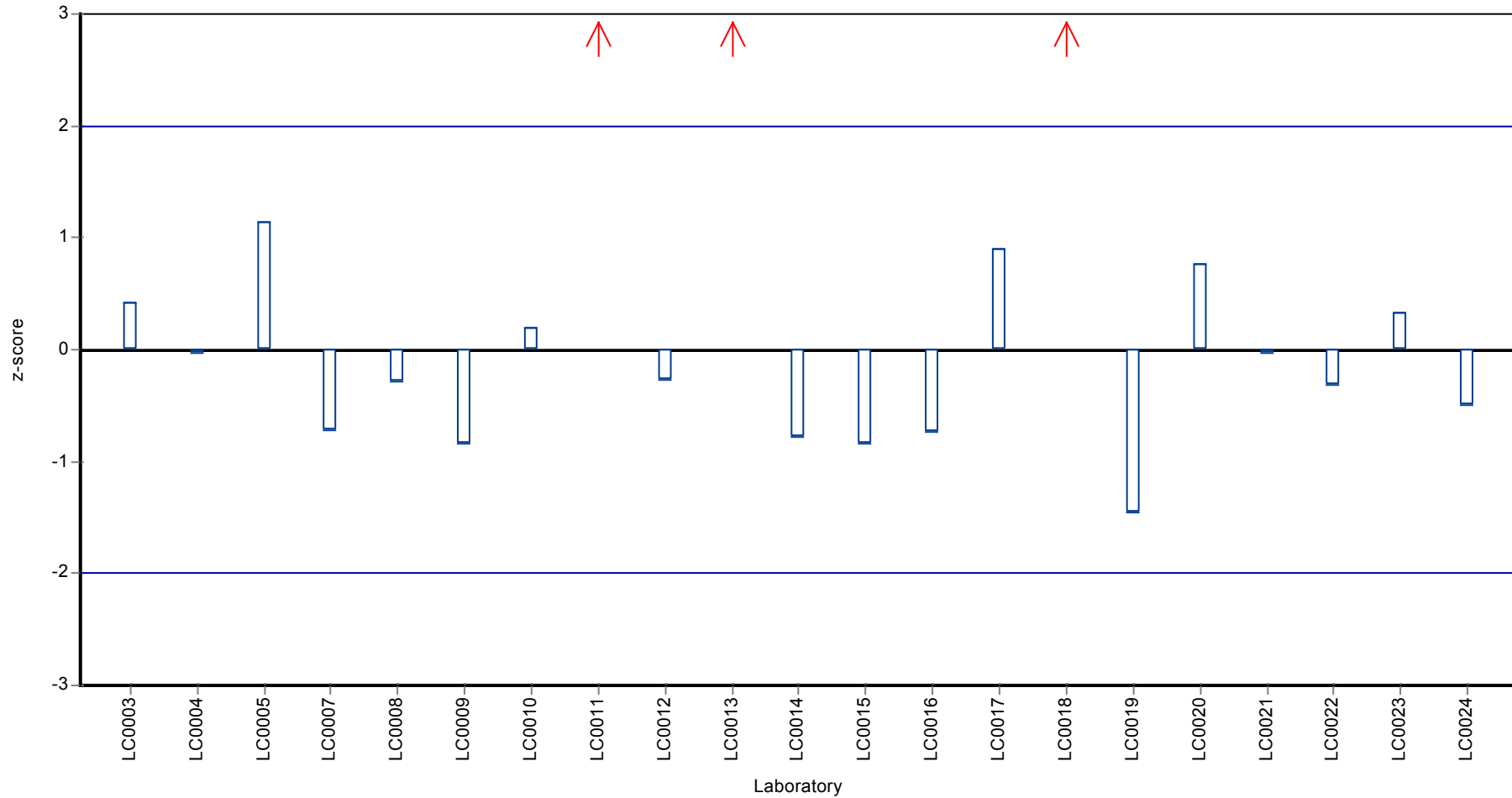
Recovery rate



Parameter oriented report Volatile halogenated hydrocarbons (VOC), BTEX and MTBE - CB01

Sample: CB01BCKW, Parameter: cis-1,2-Dichloroethene

Z-score



Parameter oriented report Volatile halogenated hydrocarbons (VOC), BTEX and MTBE - CB01

Sample: CB01ACKW, Parameter: Dibromochloromethane

Parameter oriented report

CB01 A - VOC

Dibromochloromethane

Unit	µg/l
Mean ± CI (99%)	1.1 ± 0.0847
Minimum - Maximum	0.87 - 1.4
Control test value ± U	1.03 ± 0.0976

Labcode	Result	± U	Recovery [%]	z-score	Comments
LC0002	1.4	-	127	2.2	
LC0003	1.09	0.131	98.9	-0.09	
LC0004	1.19	0.24	108	0.65	
LC0005	1.4	0.3	127	2.2	
LC0006	1.08	0.05	98	-0.16	
LC0007	1.182	0.2	107	0.59	
LC0008	1.19	0.041	108	0.65	
LC0009	1.13	0.283	103	0.2	
LC0010	0.87	0.148	78.9	-1.71	
LC0011	1.14	0.23	103	0.28	
LC0012	0.98	0.1	88.9	-0.9	
LC0013	1.2	0.18	109	0.72	
LC0014	1.06	0.24	96.2	-0.31	
LC0015	1.1	0.286	99.8	-0.02	
LC0016	0.98	0.18	88.9	-0.9	
LC0017	1.1	0.329	99.8	-0.02	
LC0018	1.11	0.2	101	0.06	
LC0019	0.92	0.27	83.5	-1.35	
LC0020	1.08	0.1	98	-0.16	
LC0021	0.98	0.15	88.9	-0.9	
LC0022	1.07	0.107	97.1	-0.24	
LC0023	1.21	0.24	110	0.8	
LC0024	0.89	0.27	80.7	-1.57	

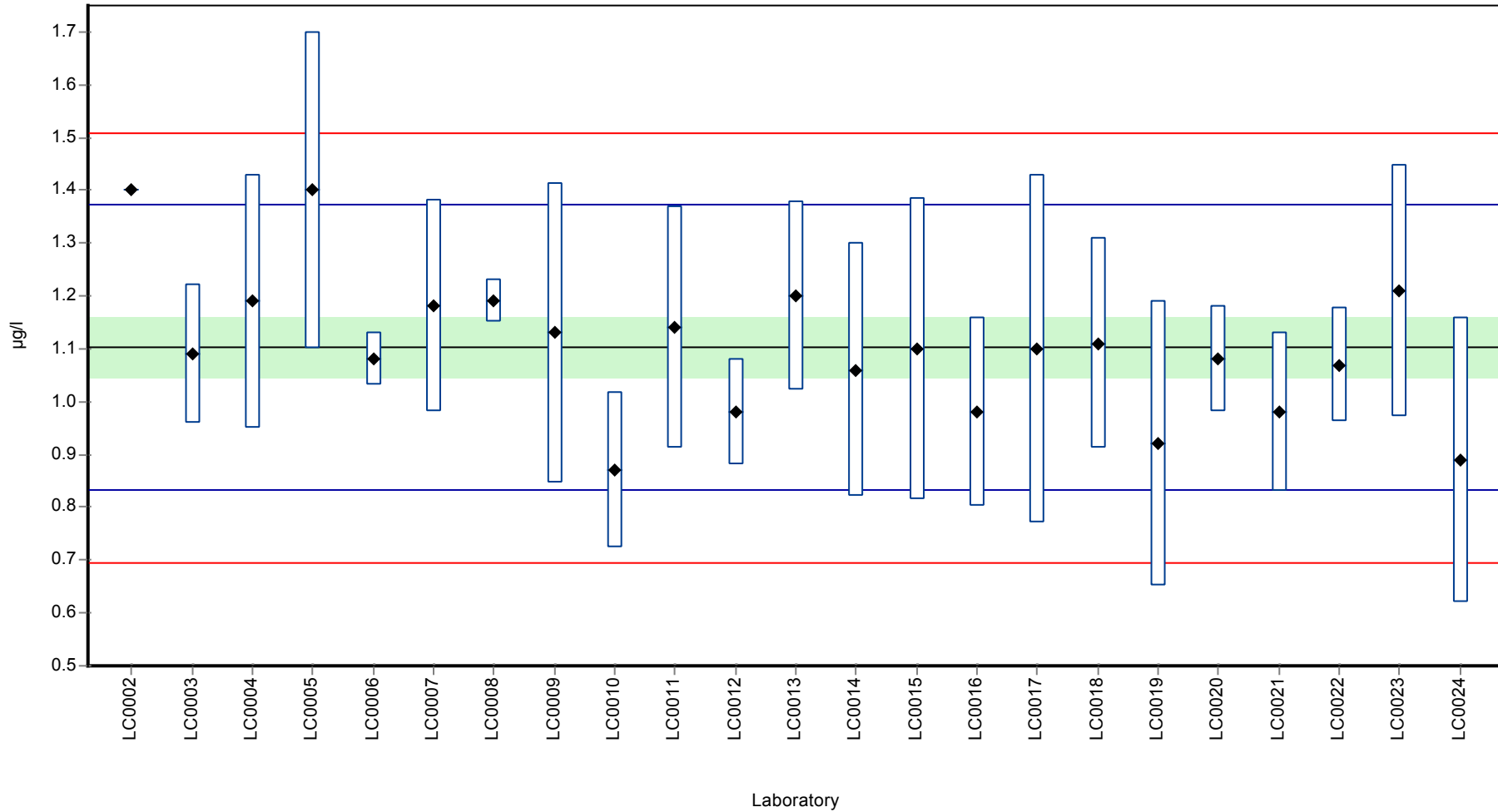
Characteristics of parameter

	all results	without outliers	Unit
Mean ± CI (99%)	1.1 ± 0.0847	1.1 ± 0.0847	µg/l
Minimum	0.87	0.87	µg/l
Maximum	1.4	1.4	µg/l
Standard deviation	0.135	0.135	µg/l
rel. Standard deviation	12.3	12.3	%
n	23	23	-

Parameter oriented report Volatile halogenated hydrocarbons (VOC), BTEX and MTBE - CB01

Sample: CB01ACKW, Parameter: Dibromochloromethane

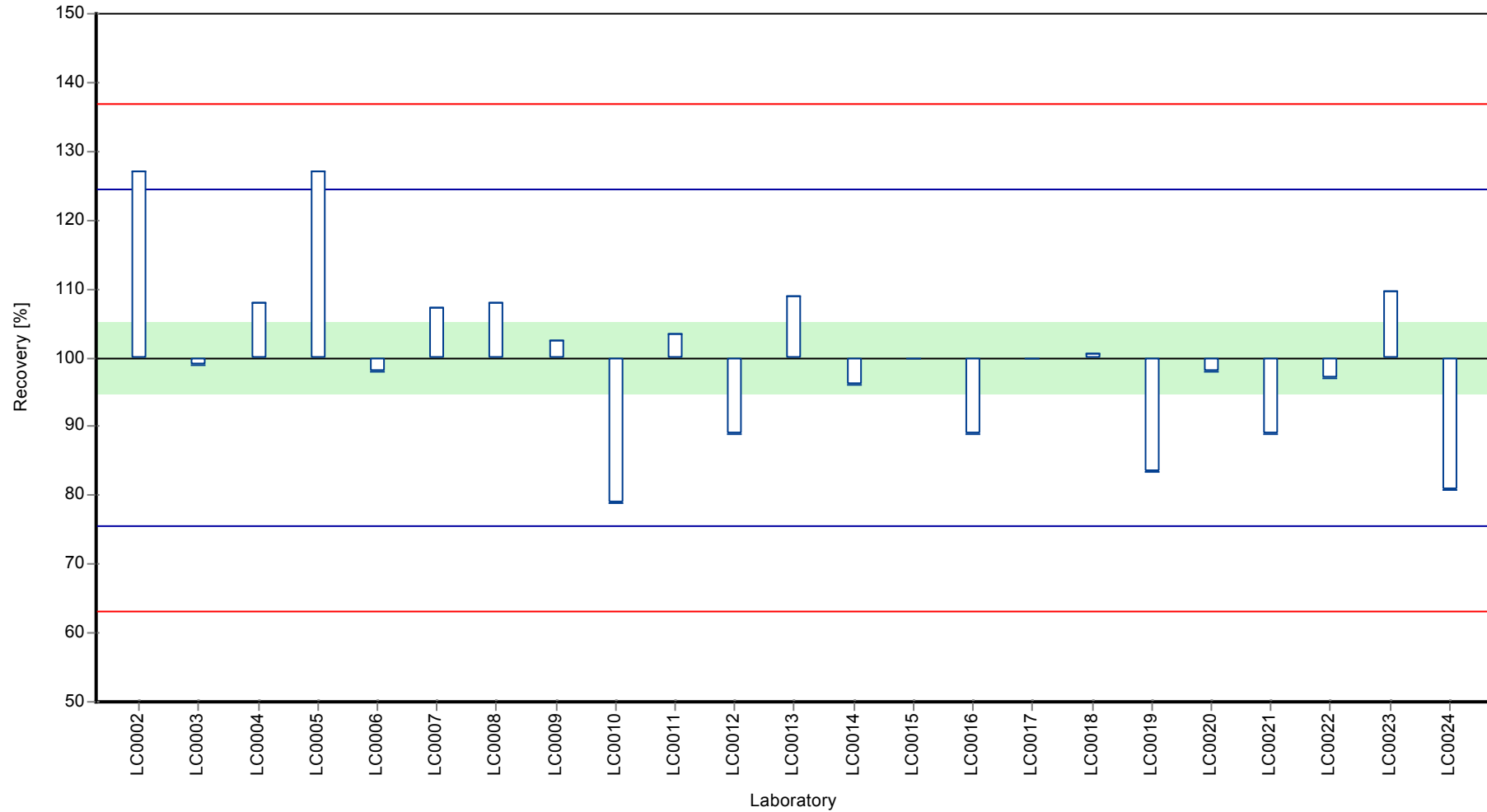
Graphical presentation of results
Results



Parameter oriented report Volatile halogenated hydrocarbons (VOC), BTEX and MTBE - CB01

Sample: CB01ACKW, Parameter: Dibromochloromethane

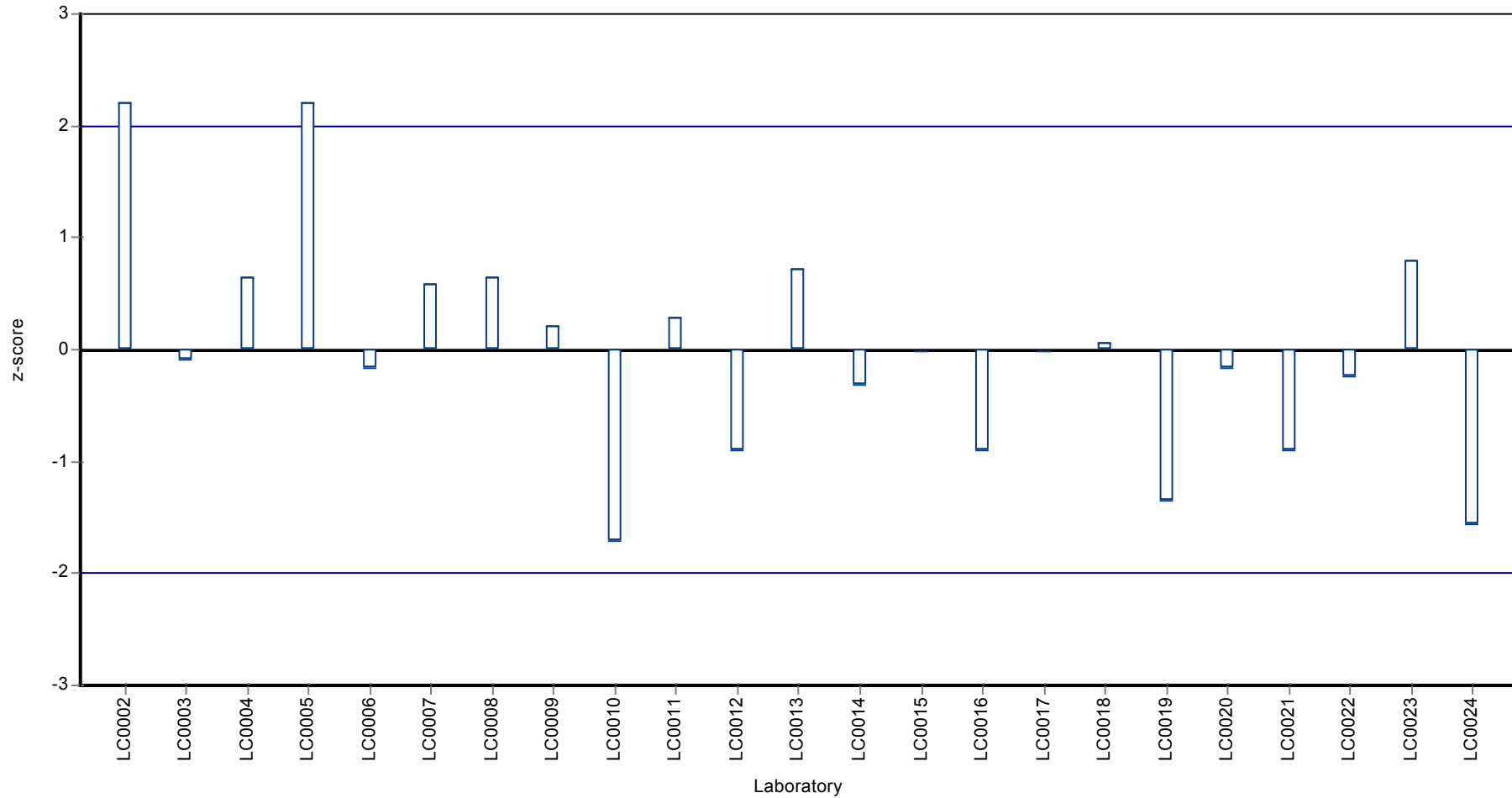
Recovery rate



Parameter oriented report Volatile halogenated hydrocarbons (VOC), BTEX and MTBE - CB01

Sample: CB01ACKW, Parameter: Dibromochloromethane

Z-score



Parameter oriented report Volatile halogenated hydrocarbons (VOC), BTEX and MTBE - CB01

Sample: CB01BCKW, Parameter: Dibromochloromethane

Parameter oriented report

CB01 B - VOC

Dibromochloromethane

Unit	µg/l
Mean ± CI (99%)	8.15 ± 0.698
Minimum - Maximum	6.51 - 10.8
Control test value ± U	8.07 ± 0.33

Labcode	Result	± U	Recovery [%]	z-score	Comments
LC0002	9.9	-	121	1.57	
LC0003	7.821	0.939	96	-0.29	
LC0004	8.89	1.78	109	0.66	
LC0005	9.6	2	118	1.3	
LC0006	7.46	0.54	91.5	-0.62	
LC0007	8.87	1.48	109	0.65	
LC0008	7.52	0.778	92.3	-0.56	
LC0009	7.91	1.978	97	-0.22	
LC0010	7.21	1.15	88.5	-0.84	
LC0011	8.49	1.7	104	0.3	
LC0012	8	0.8	98.2	-0.14	
LC0013	10.82	1.62	133	2.39	
LC0014	7.25	1.03	89	-0.81	
LC0015	8.54	2.22	105	0.35	
LC0016	7.64	1.38	93.7	-0.46	
LC0017	7.19	2.16	88.2	-0.86	
LC0018	9.91	3.02	122	1.58	
LC0019	7.09	2.13	87	-0.95	
LC0020	8.14	0.8	99.9	-0.01	
LC0021	7.01	1.05	86	-1.02	
LC0022	6.51	0.651	79.9	-1.47	
LC0023	8.69	1.74	107	0.48	
LC0024	7	2.1	85.9	-1.03	

Characteristics of parameter

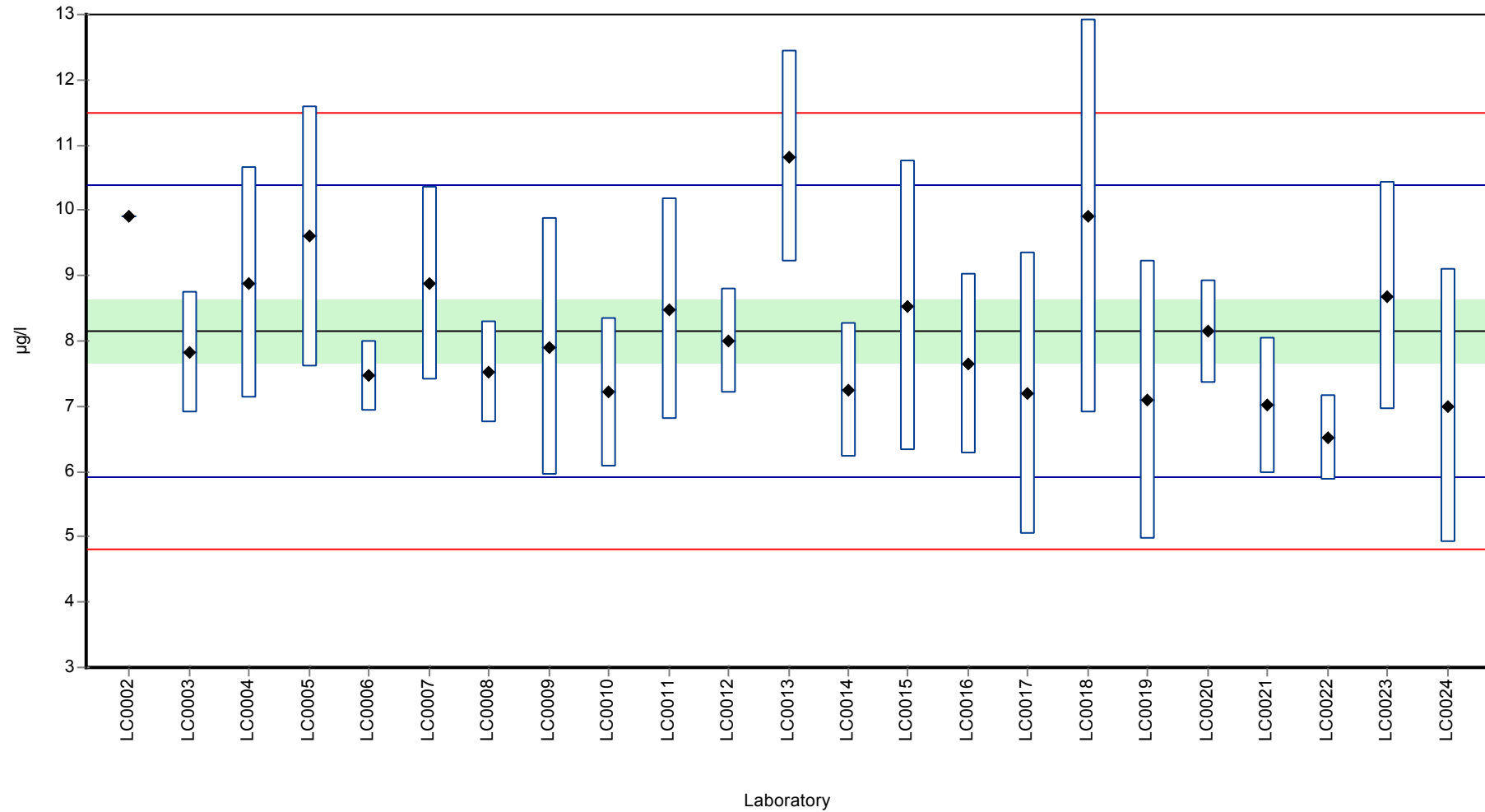
	all results	without outliers	Unit
Mean ± CI (99%)	8.15 ± 0.698	8.15 ± 0.698	µg/l
Minimum	6.51	6.51	µg/l
Maximum	10.8	10.8	µg/l
Standard deviation	1.12	1.12	µg/l
rel. Standard deviation	13.7	13.7	%
n	23	23	-

Parameter oriented report Volatile halogenated hydrocarbons (VOC), BTEX and MTBE - CB01

Sample: CB01BCKW, Parameter: Dibromochloromethane

Graphical presentation of results

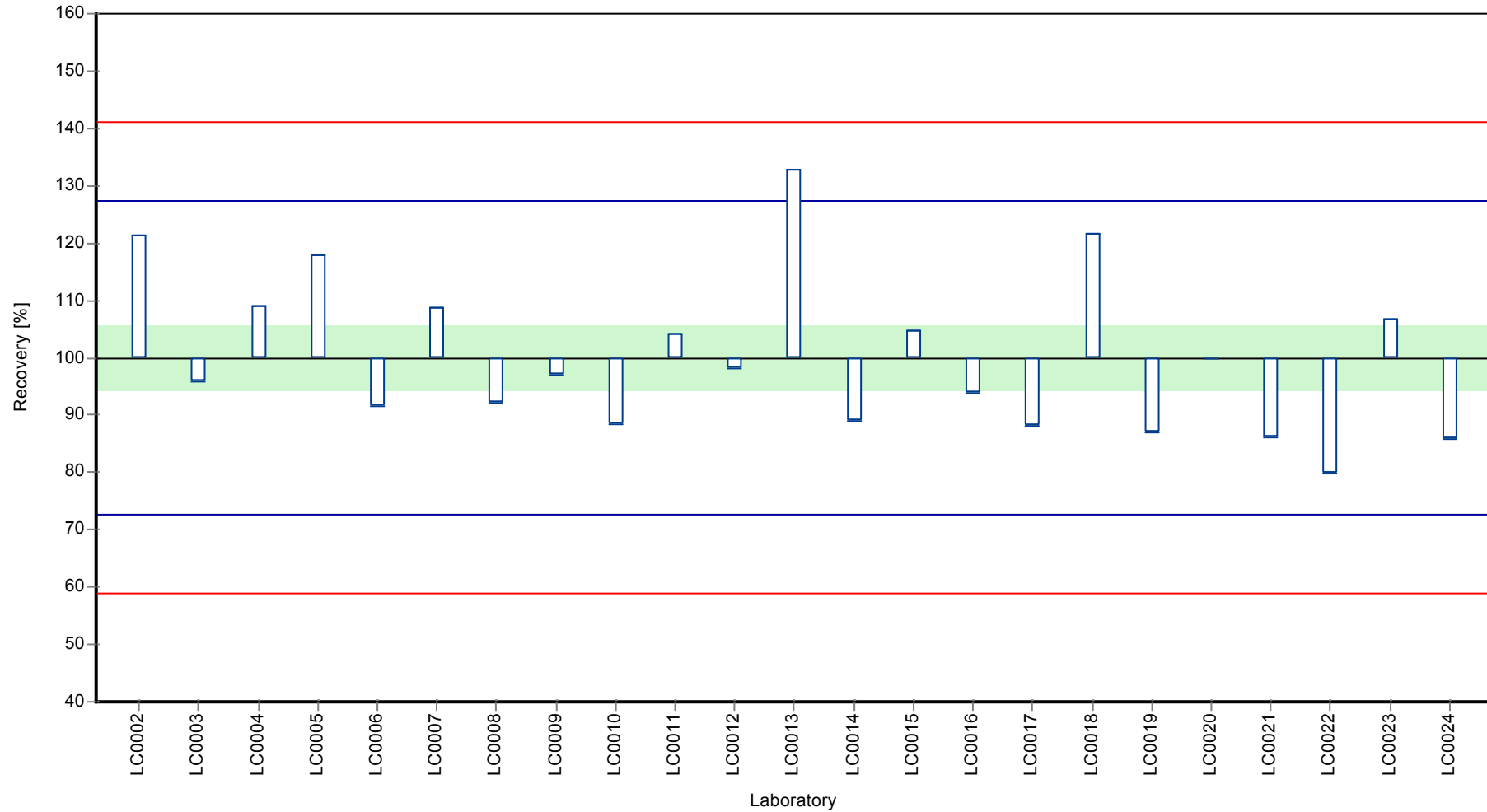
Results



Parameter oriented report Volatile halogenated hydrocarbons (VOC), BTEX and MTBE - CB01

Sample: CB01BCKW, Parameter: Dibromochloromethane

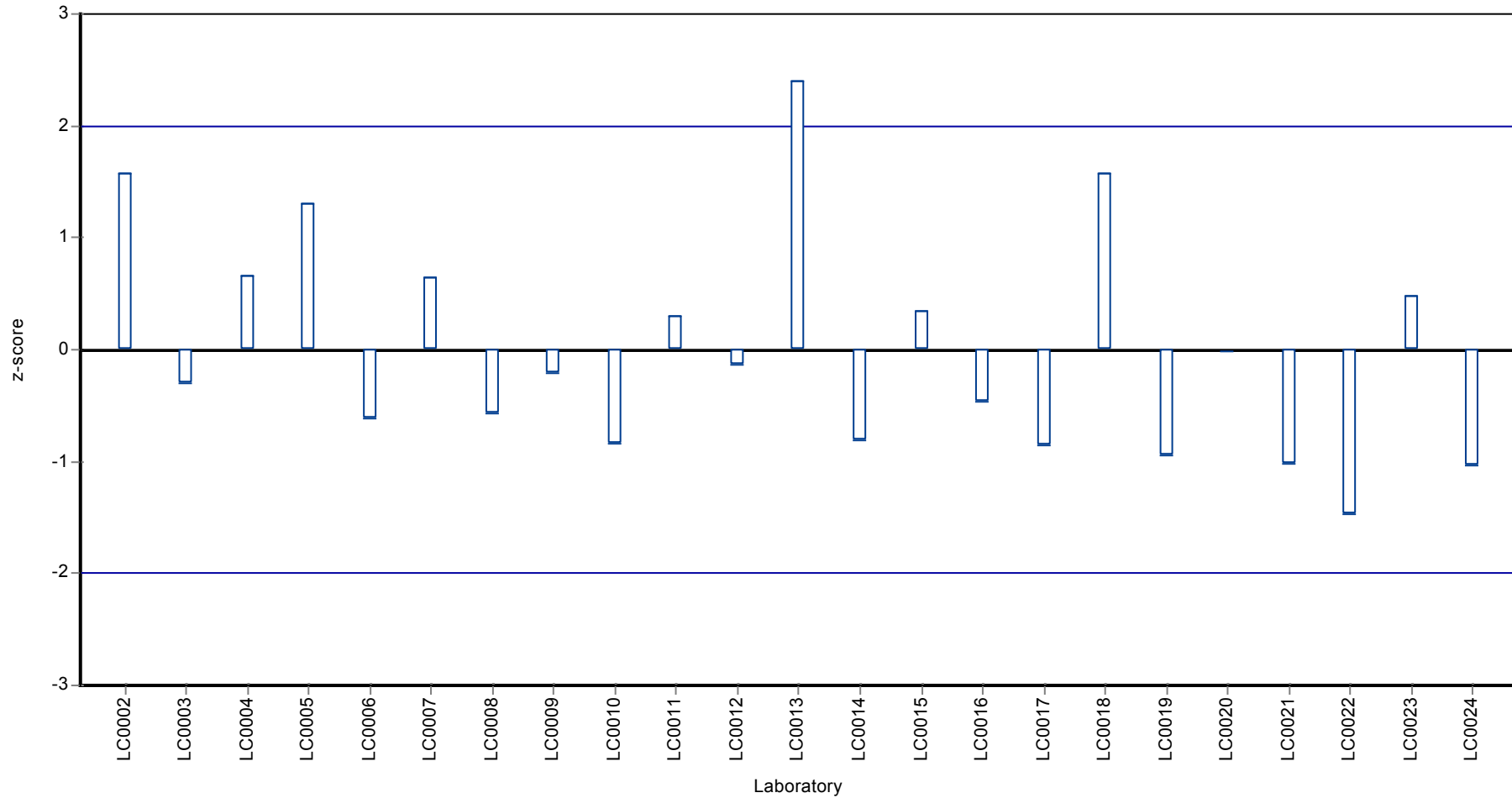
Recovery rate



Parameter oriented report Volatile halogenated hydrocarbons (VOC), BTEX and MTBE - CB01

Sample: CB01BCKW, Parameter: Dibromochloromethane

Z-score



Parameter oriented report Volatile halogenated hydrocarbons (VOC), BTEX and MTBE - CB01

Sample: CB01ACKW, Parameter: Dichloromethane

Parameter oriented report

CB01 A - VOC

Dichloromethane

Unit	µg/l
Mean ± CI (99%)	1.89 ± 0.147
Minimum - Maximum	1.66 - 2.4
Control test value ± U	1.82 ± 0.169

Labcode	Result	± U	Recovery [%]	z-score	Comments
LC0002	-	-	-	-	
LC0003	2.033	0.244	108	0.67	
LC0004	1.69	0.34	89.4	-0.94	
LC0005	2.4	0.5	127	2.39	
LC0006	-	-	-	-	
LC0007	1.684	0.3	89.1	-0.97	
LC0008	1.67	0.08	88.4	-1.03	
LC0009	1.83	0.458	96.8	-0.28	
LC0010	1.99	0.311	105	0.47	
LC0011	0.97	0.19	51.3	-4.31	H
LC0012	< 1 (LOQ)	-	-	-	FN
LC0013	1.88	0.28	99.5	-0.05	
LC0014	2.04	0.15	108	0.7	
LC0015	1.823	0.529	96.5	-0.31	
LC0016	1.67	0.31	88.4	-1.03	
LC0017	1.69	0.505	89.4	-0.94	
LC0018	2.25	0.51	119	1.69	
LC0019	1.76	0.6	93.1	-0.61	
LC0020	1.66	0.2	87.8	-1.08	
LC0021	2.04	0.31	108	0.7	
LC0022	2.09	0.418	111	0.94	
LC0023	1.77	0.35	93.7	-0.56	
LC0024	1.94	0.58	103	0.23	

Characteristics of parameter

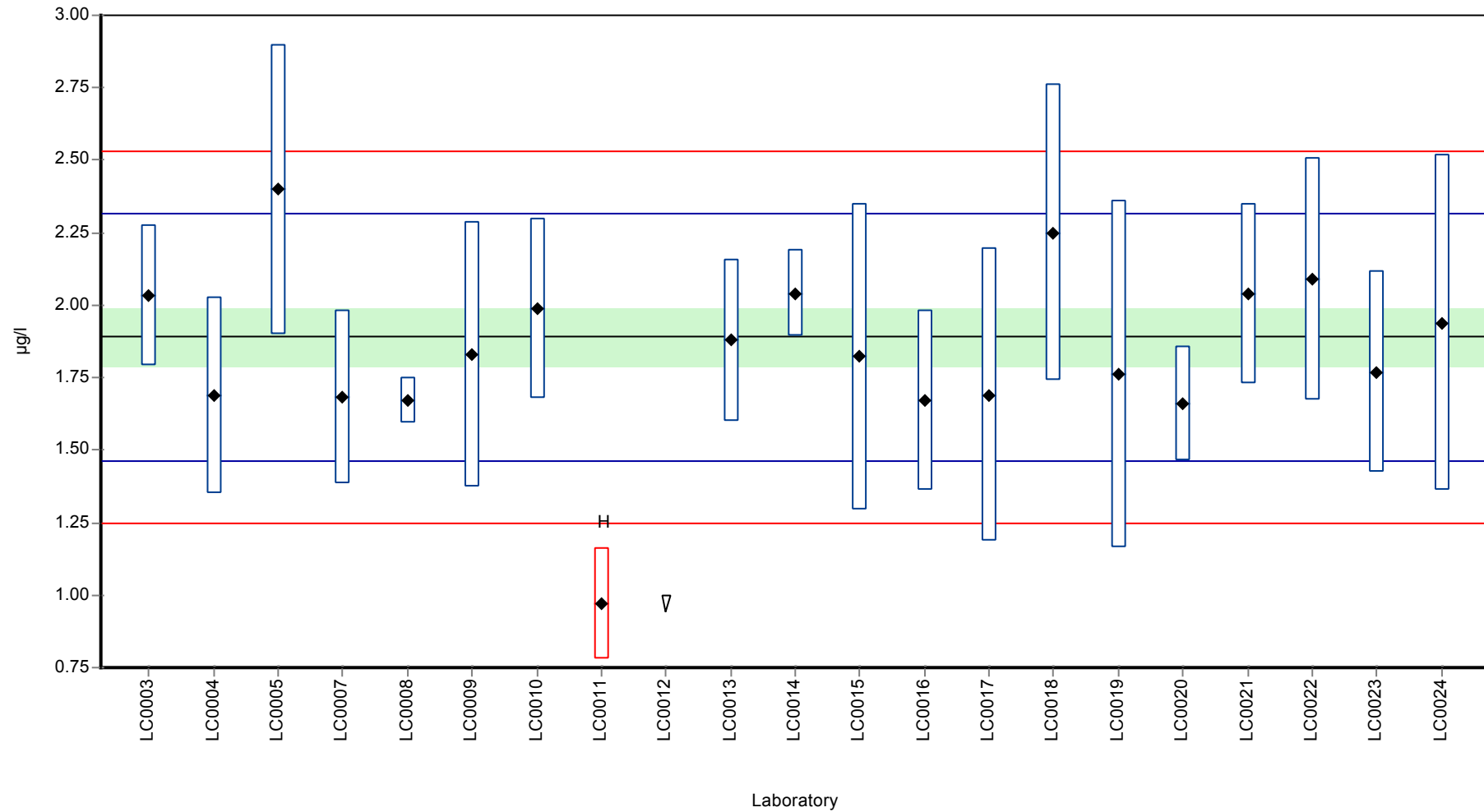
	all results	without outliers	Unit
Mean ± CI (99%)	1.84 ± 0.196	1.89 ± 0.147	µg/l
Minimum	0.97	1.66	µg/l
Maximum	2.4	2.4	µg/l
Standard deviation	0.292	0.213	µg/l
rel. Standard deviation	15.9	11.3	%
n	20	19	-

Parameter oriented report Volatile halogenated hydrocarbons (VOC), BTEX and MTBE - CB01

Sample: CB01ACKW, Parameter: Dichloromethane

Graphical presentation of results

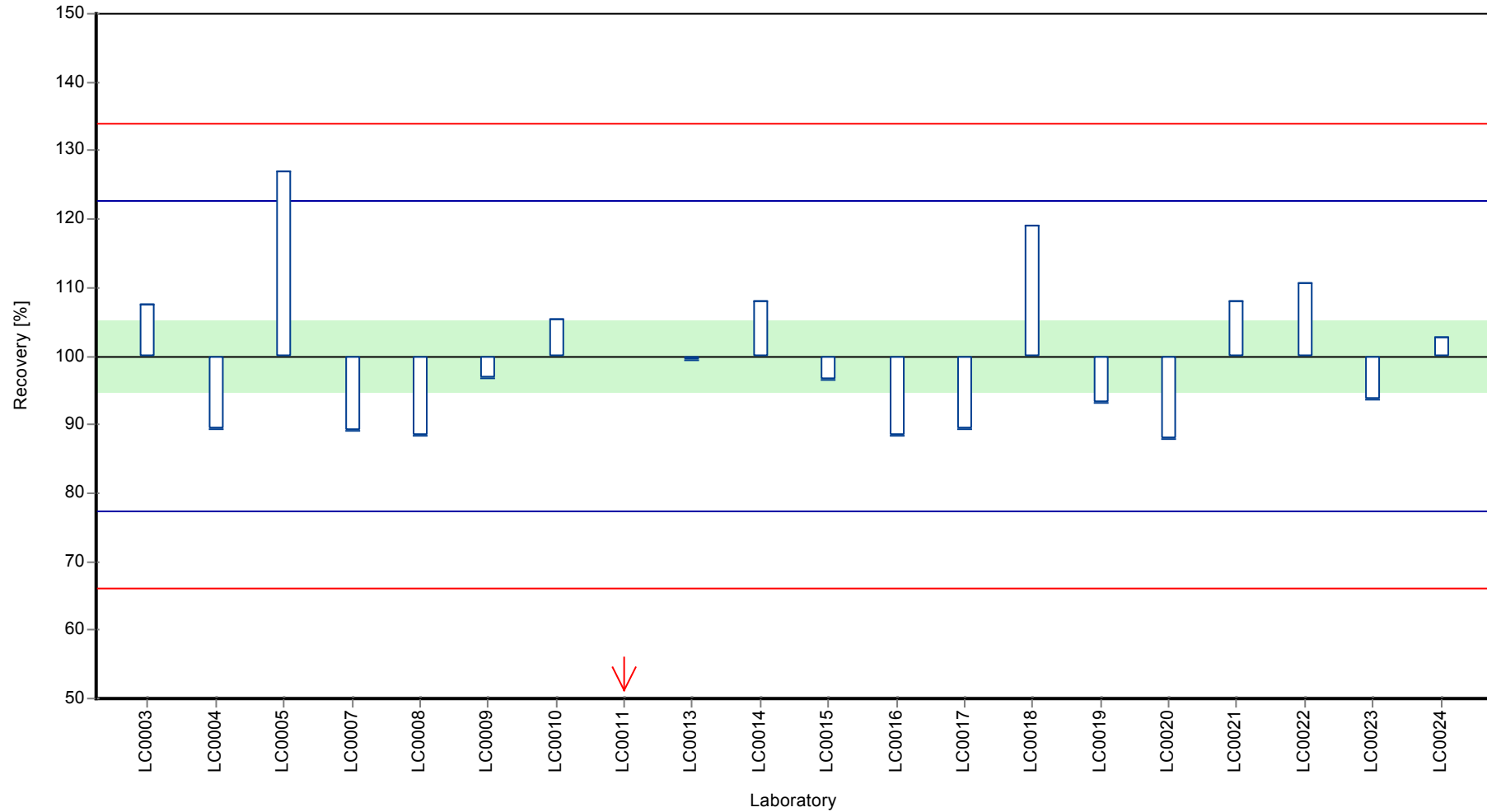
Results



Parameter oriented report Volatile halogenated hydrocarbons (VOC), BTEX and MTBE - CB01

Sample: CB01ACKW, Parameter: Dichloromethane

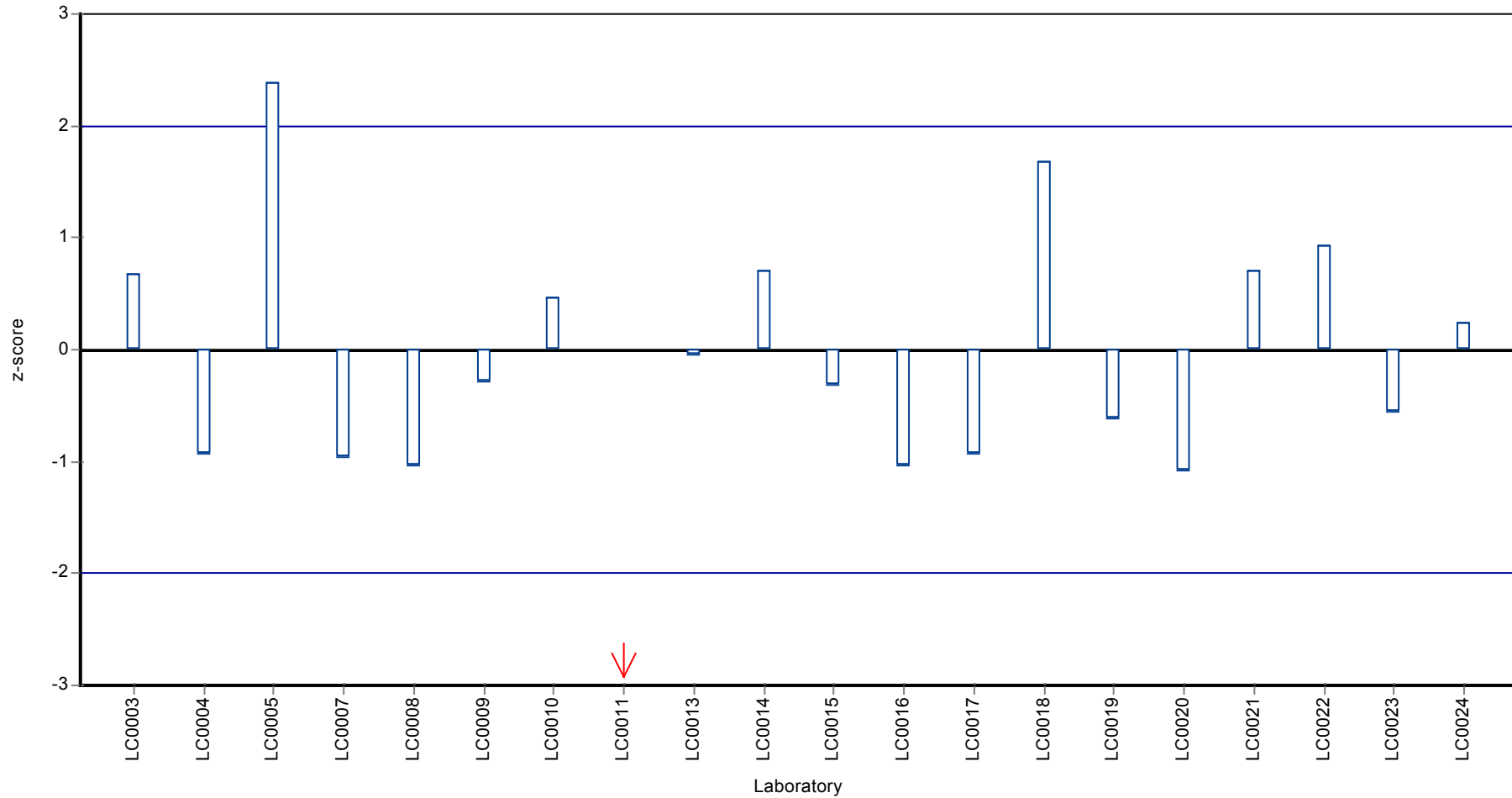
Recovery rate



Parameter oriented report Volatile halogenated hydrocarbons (VOC), BTEX and MTBE - CB01

Sample: CB01ACKW, Parameter: Dichloromethane

Z-score



Parameter oriented report Volatile halogenated hydrocarbons (VOC), BTEX and MTBE - CB01

Sample: CB01BCKW, Parameter: Dichloromethane

Parameter oriented report

CB01 B - VOC

Dichloromethane

Unit	µg/l
Mean ± CI (99%)	8.04 ± 0.611
Minimum - Maximum	5.92 - 9.39
Control test value ± U	8.07 ± 0.758

Labcode	Result	± U	Recovery [%]	z-score	Comments
LC0002	-	-	-	-	
LC0003	8.697	1.044	108	0.79	
LC0004	8.04	1.61	100	0.00	
LC0005	11.9	2.4	148	4.6	H
LC0006	-	-	-	-	
LC0007	7.148	1.45	88.9	-1.06	
LC0008	7.13	0.307	88.7	-1.08	
LC0009	7.91	1.978	98.4	-0.15	
LC0010	8.72	1.69	108	0.81	
LC0011	4.58	0.92	57	-4.12	H
LC0012	5.92	0.6	73.7	-2.52	
LC0013	11.29	1.7	140	3.87	H
LC0014	8.29	0.54	103	0.3	
LC0015	8	2.32	99.5	-0.05	
LC0016	7.23	1.31	89.9	-0.96	
LC0017	9.39	2.82	117	1.61	
LC0018	11.9	3.6	148	4.6	H
LC0019	8.03	2.41	99.9	-0.01	
LC0020	8.7	0.9	108	0.79	
LC0021	7.83	1.17	97.4	-0.25	
LC0022	8.3	1.66	103	0.31	
LC0023	8.2	1.64	102	0.19	
LC0024	9.11	2.73	113	1.28	

Characteristics of parameter

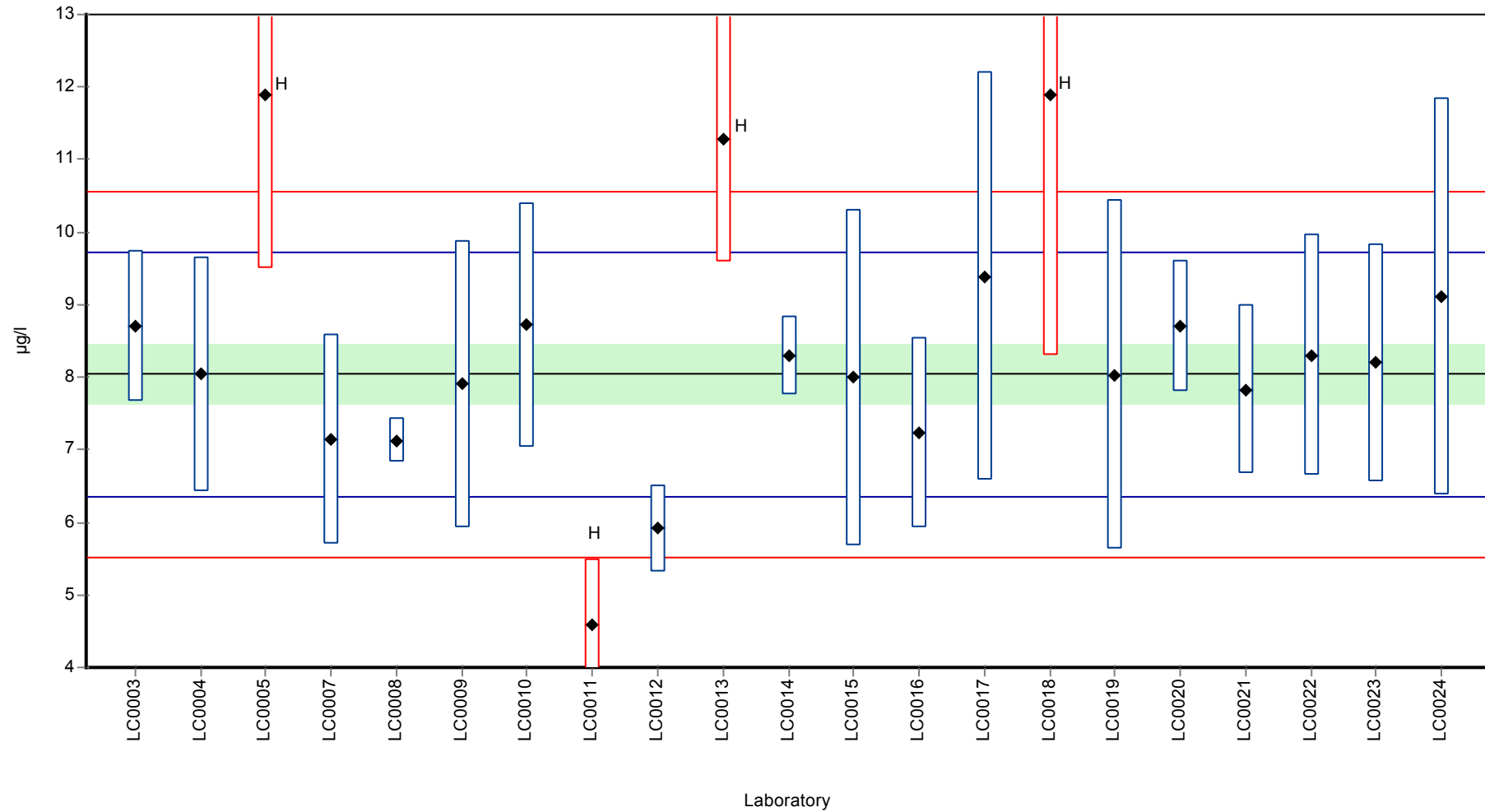
	all results	without outliers	Unit
Mean ± CI (99%)	8.4 ± 1.14	8.04 ± 0.611	µg/l
Minimum	4.58	5.92	µg/l
Maximum	11.9	9.39	µg/l
Standard deviation	1.75	0.84	µg/l
rel. Standard deviation	20.8	10.5	%
n	21	17	-

Parameter oriented report Volatile halogenated hydrocarbons (VOC), BTEX and MTBE - CB01

Sample: CB01BCKW, Parameter: Dichloromethane

Graphical presentation of results

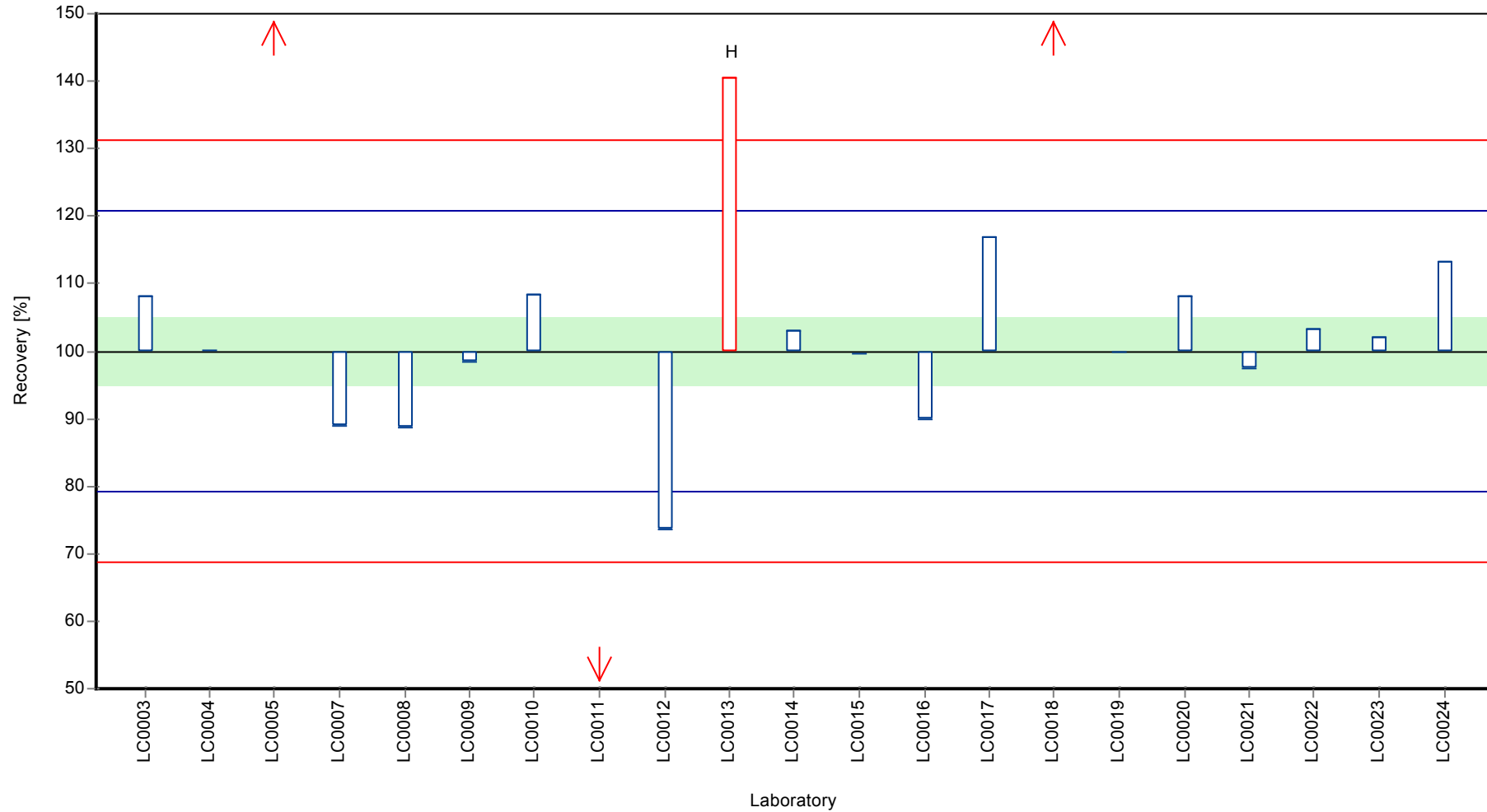
Results



Parameter oriented report Volatile halogenated hydrocarbons (VOC), BTEX and MTBE - CB01

Sample: CB01BCKW, Parameter: Dichloromethane

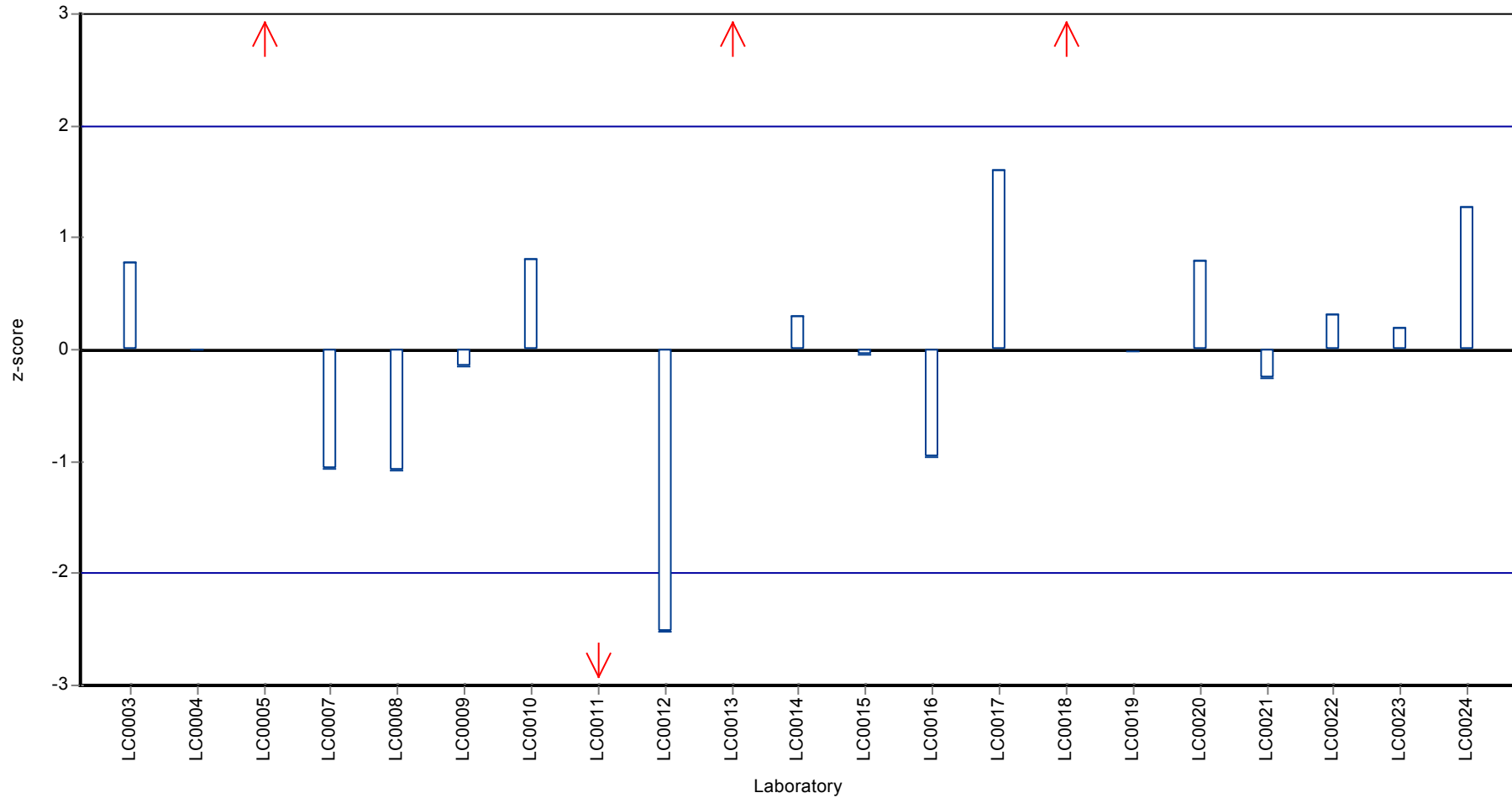
Recovery rate



Parameter oriented report Volatile halogenated hydrocarbons (VOC), BTEX and MTBE - CB01

Sample: CB01BCKW, Parameter: Dichloromethane

Z-score



Parameter oriented report Volatile halogenated hydrocarbons (VOC), BTEX and MTBE - CB01

Sample: CB01ACKW, Parameter: Tetrachloroethene

Parameter oriented report

CB01 A - VOC

Tetrachloroethene

Unit	µg/l
Mean ± CI (99%)	3.94 ± 0.494
Minimum - Maximum	2.35 - 5.72
Control test value ± U	4.12 ± 0.25

Labcode	Result	± U	Recovery [%]	z-score	Comments
LC0002	6.9	-	175	3.83	H
LC0003	3.999	0.48	101	0.07	
LC0004	4.52	0.9	115	0.75	
LC0005	5.4	1.1	137	1.89	
LC0006	2.35	0.26	59.6	-2.06	
LC0007	3.895	0.72	98.8	-0.06	
LC0008	3.8	0.059	96.4	-0.18	
LC0009	3.49	0.873	88.5	-0.58	
LC0010	4.32	0.652	110	0.49	
LC0011	4.73	0.95	120	1.02	
LC0012	3.34	0.3	84.7	-0.78	
LC0013	5.72	0.86	145	2.3	
LC0014	3.65	0.63	92.6	-0.38	
LC0015	3.38	1.115	85.8	-0.73	
LC0016	3.6	0.65	91.3	-0.44	
LC0017	3.9	1.17	98.9	-0.05	
LC0018	4.95	1.73	126	1.3	
LC0019	3.38	1.01	85.8	-0.73	
LC0020	3.25	0.3	82.5	-0.9	
LC0021	3.56	0.53	90.3	-0.49	
LC0022	3.24	0.972	82.2	-0.91	
LC0023	4.17	0.83	106	0.3	
LC0024	4.07	1.22	103	0.17	

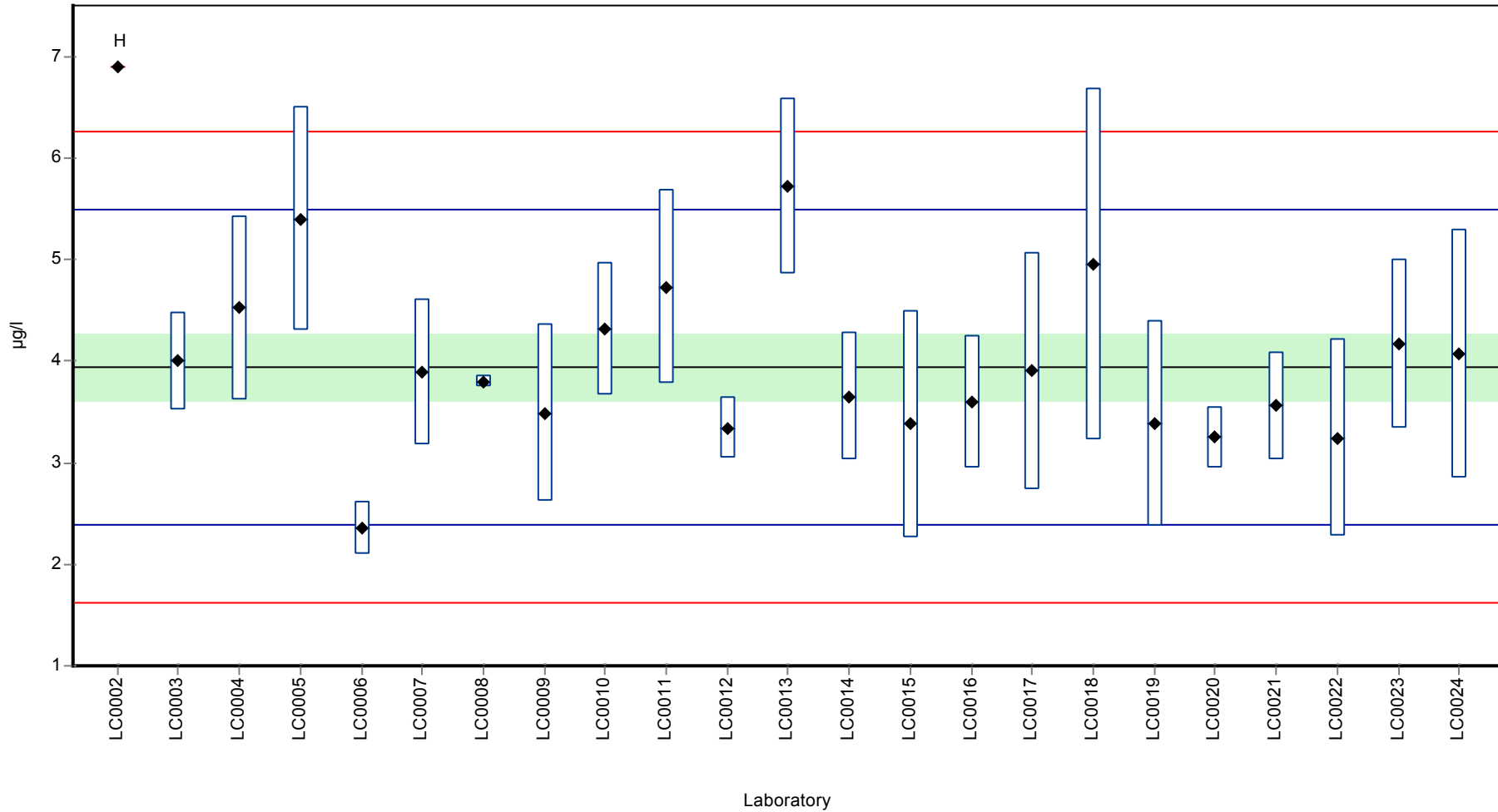
Characteristics of parameter

	all results	without outliers	Unit
Mean ± CI (99%)	4.07 ± 0.61	3.94 ± 0.494	µg/l
Minimum	2.35	2.35	µg/l
Maximum	6.9	5.72	µg/l
Standard deviation	0.975	0.773	µg/l
rel. Standard deviation	24	19.6	%
n	23	22	-

Parameter oriented report Volatile halogenated hydrocarbons (VOC), BTEX and MTBE - CB01

Sample: CB01ACKW, Parameter: Tetrachloroethene

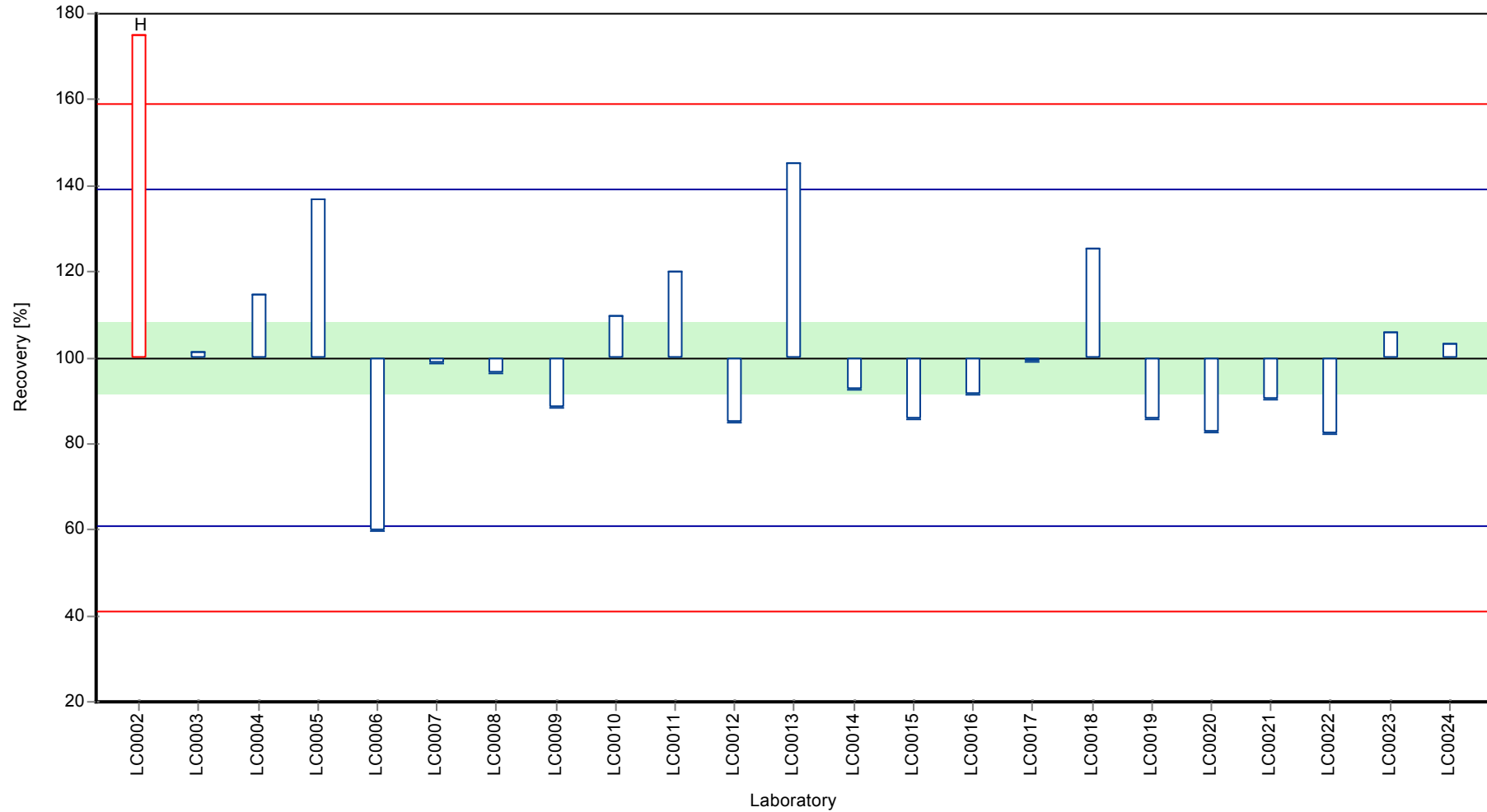
Graphical presentation of results
Results



Parameter oriented report Volatile halogenated hydrocarbons (VOC), BTEX and MTBE - CB01

Sample: CB01ACKW, Parameter: Tetrachloroethene

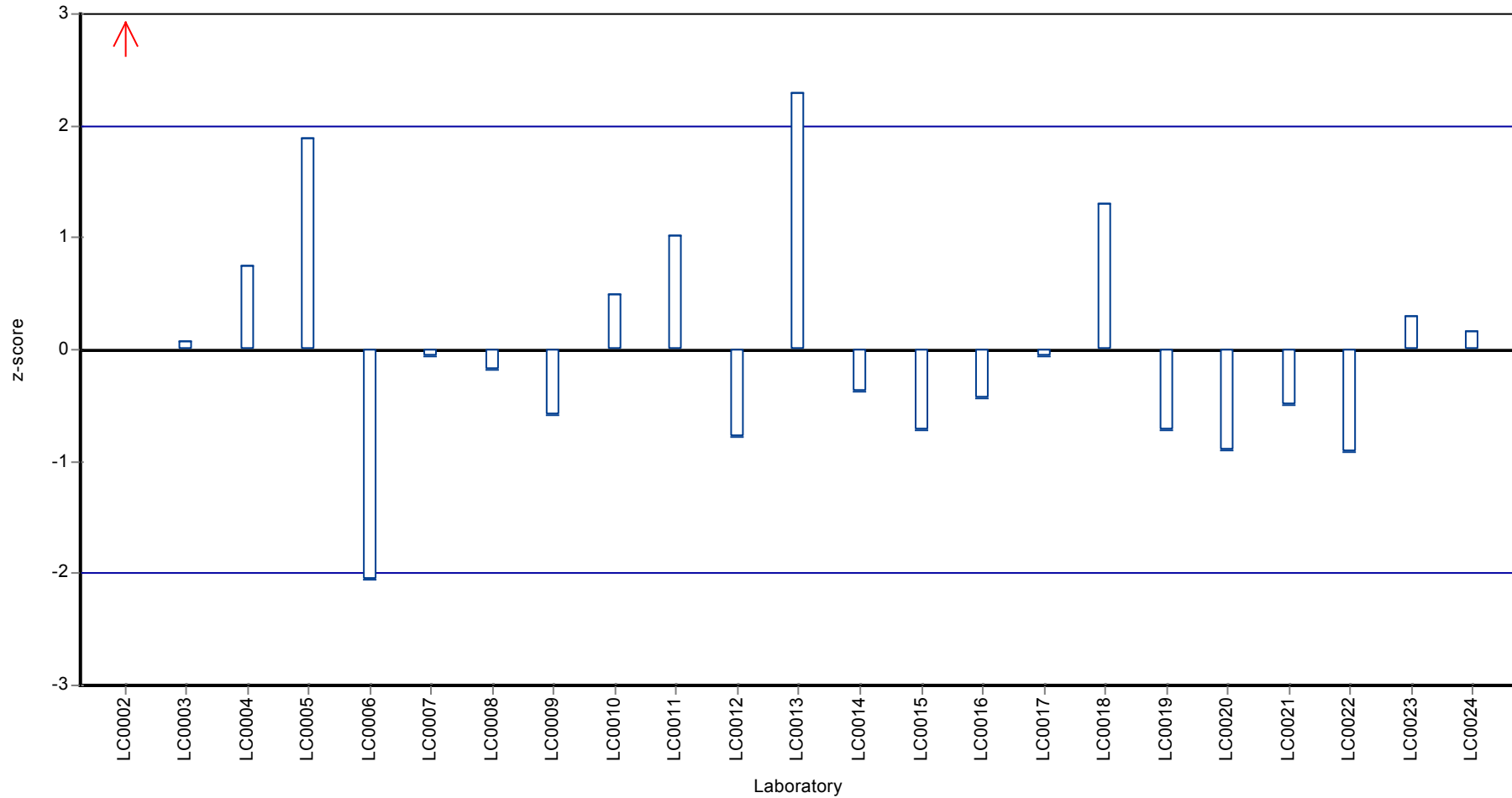
Recovery rate



Parameter oriented report Volatile halogenated hydrocarbons (VOC), BTEX and MTBE - CB01

Sample: CB01ACKW, Parameter: Tetrachloroethene

Z-score



Parameter oriented report Volatile halogenated hydrocarbons (VOC), BTEX and MTBE - CB01

Sample: CB01BCKW, Parameter: Tetrachloroethene

Parameter oriented report

CB01 B - VOC

Tetrachloroethene

Unit	µg/l
Mean ± CI (99%)	11.3 ± 1.38
Minimum - Maximum	8.18 - 15.7
Control test value ± U	11.78 ± 0.489

Labcode	Result	± U	Recovery [%]	z-score	Comments
LC0002	15.4	-	136	1.85	
LC0003	10.45	1.254	92.4	-0.39	
LC0004	12.34	2.47	109	0.46	
LC0005	15.1	3.1	133	1.71	
LC0006	10.74	3.42	94.9	-0.26	
LC0007	11.148	2.06	98.5	-0.08	
LC0008	11.8	0.327	104	0.22	
LC0009	9.07	2.268	80.2	-1.02	
LC0010	11.38	1.81	101	0.03	
LC0011	13.84	2.77	122	1.14	
LC0012	8.18	0.8	72.3	-1.42	
LC0013	15.74	2.36	139	2	
LC0014	9.36	0.89	82.7	-0.89	
LC0015	8.46	2.792	74.8	-1.29	
LC0016	10.4	1.9	91.9	-0.41	
LC0017	12.6	3.78	111	0.58	
LC0018	13.6	4.9	120	1.03	
LC0019	9.68	2.9	85.6	-0.74	
LC0020	10.1	1	89.3	-0.55	
LC0021	9.32	1.4	82.4	-0.9	
LC0022	9.02	2.706	79.7	-1.04	
LC0023	11.4	2.28	101	0.04	
LC0024	11.11	3.33	98.2	-0.09	

Characteristics of parameter

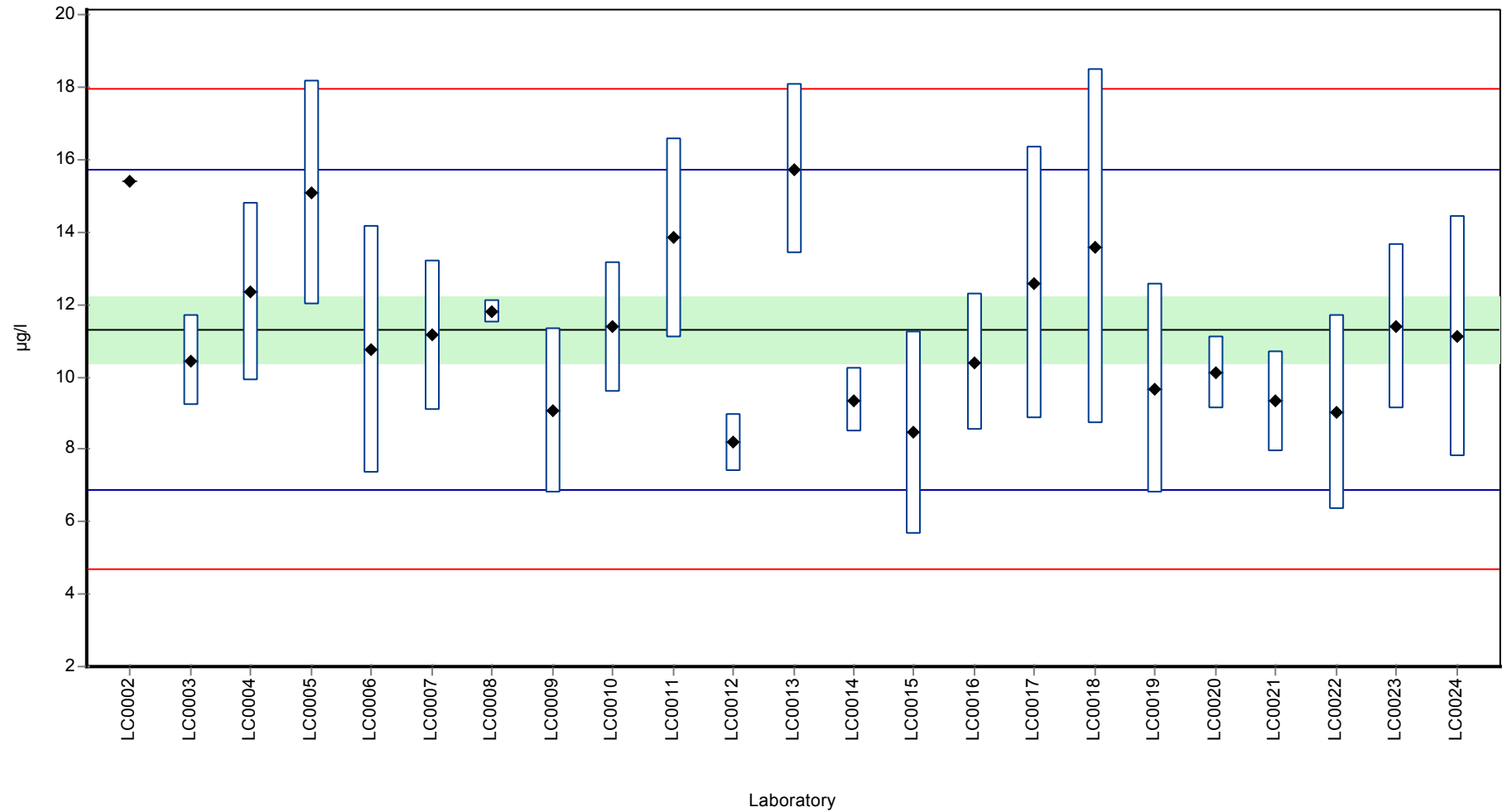
	all results	without outliers	Unit
Mean ± CI (99%)	11.3 ± 1.38	11.3 ± 1.38	µg/l
Minimum	8.18	8.18	µg/l
Maximum	15.7	15.7	µg/l
Standard deviation	2.21	2.21	µg/l
rel. Standard deviation	19.5	19.5	%
n	23	23	-

Parameter oriented report Volatile halogenated hydrocarbons (VOC), BTEX and MTBE - CB01

Sample: CB01BCKW, Parameter: Tetrachloroethene

Graphical presentation of results

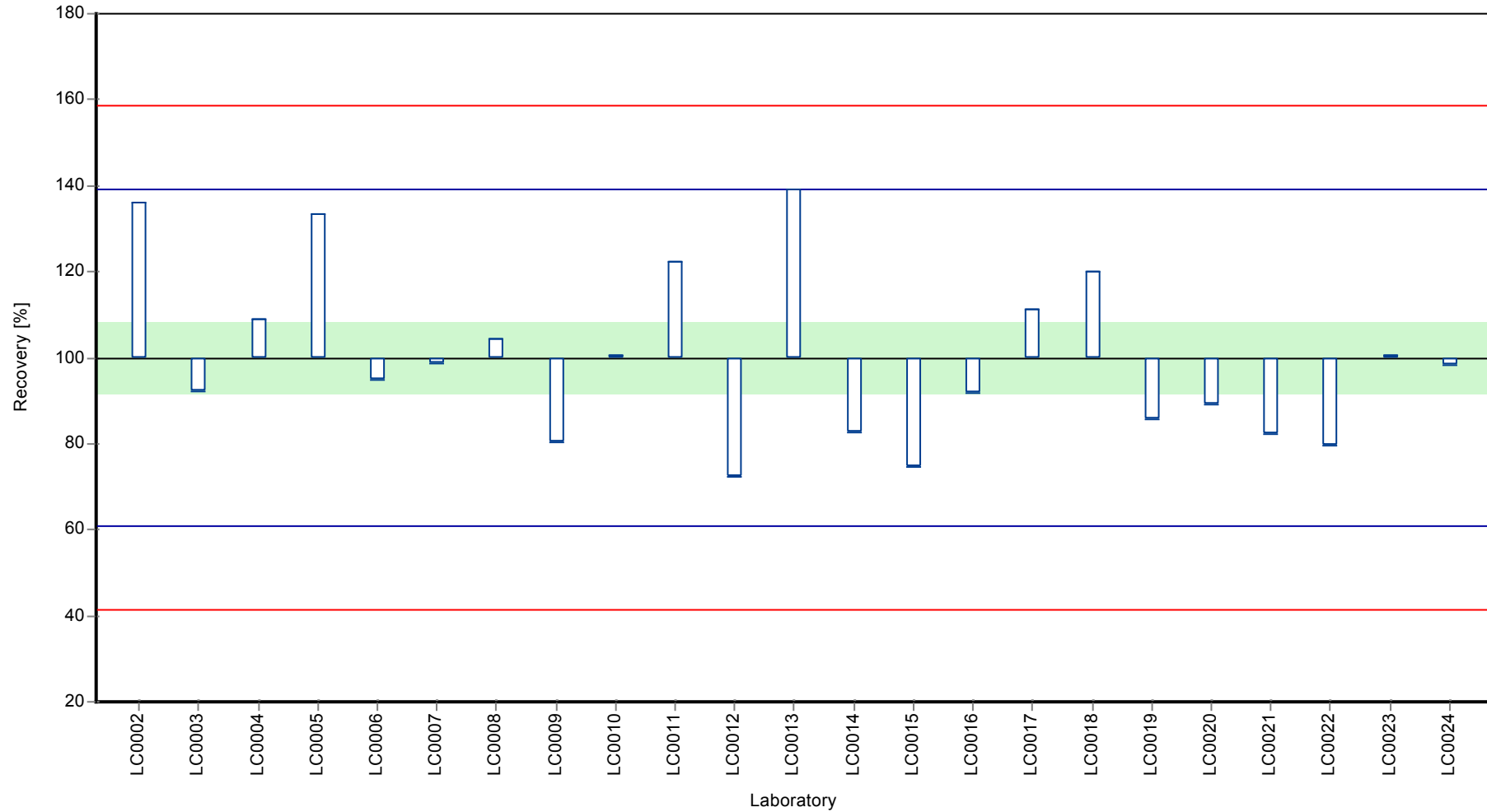
Results



Parameter oriented report Volatile halogenated hydrocarbons (VOC), BTEX and MTBE - CB01

Sample: CB01BCKW, Parameter: Tetrachloroethene

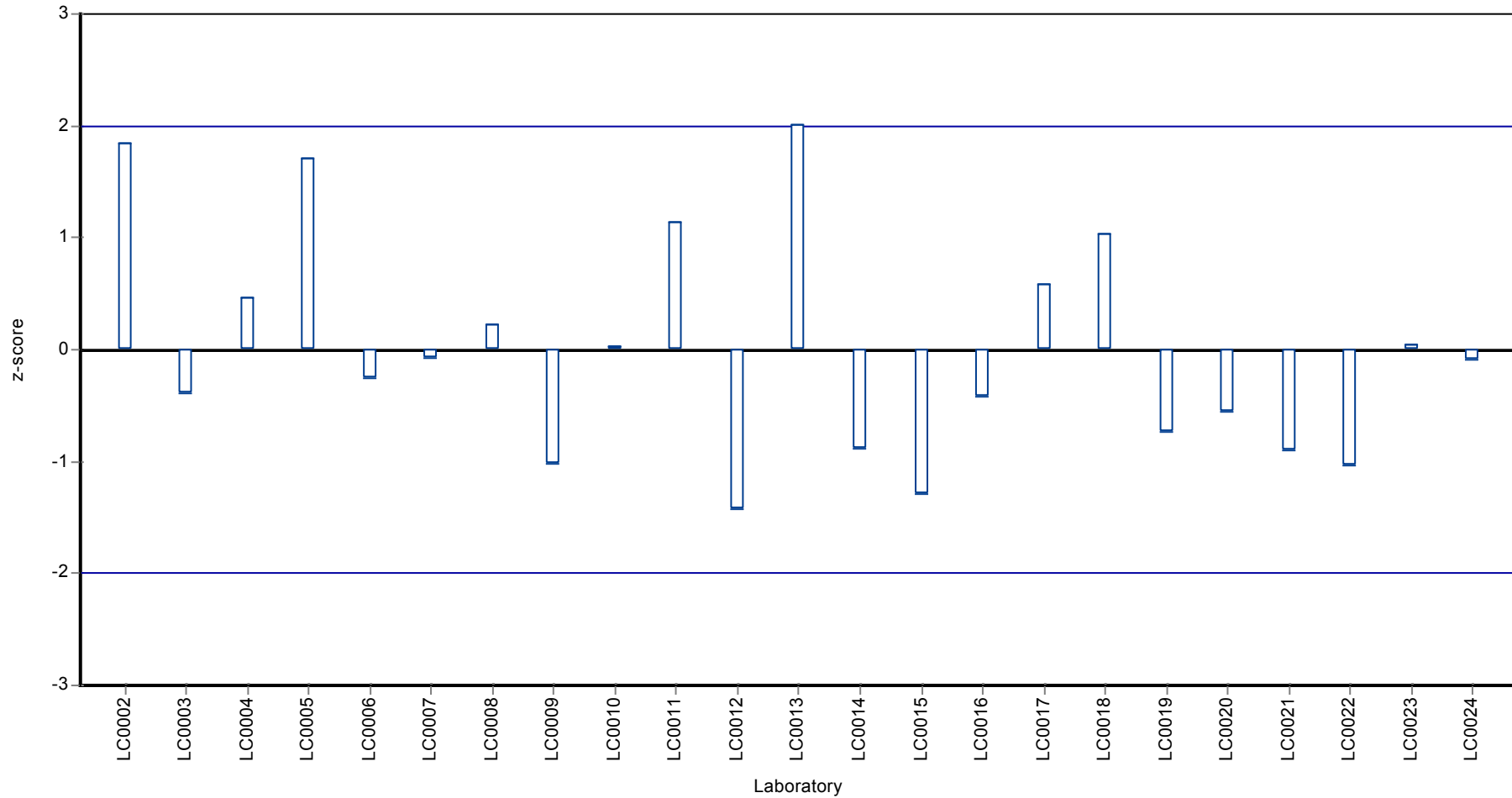
Recovery rate



Parameter oriented report Volatile halogenated hydrocarbons (VOC), BTEX and MTBE - CB01

Sample: CB01BCKW, Parameter: Tetrachloroethene

Z-score



Parameter oriented report Volatile halogenated hydrocarbons (VOC), BTEX and MTBE - CB01

Sample: CB01ACKW, Parameter: Tetrachloromethane

Parameter oriented report

CB01 A - VOC

Tetrachloromethane

Unit	µg/l
Mean ± CI (99%)	1.19 ± 0.127
Minimum - Maximum	0.75 - 1.63
Control test value ± U	1.33 ± 0.0853

Labcode	Result	± U	Recovery [%]	z-score	Comments
LC0002	1.5	-	126	1.52	
LC0003	1.284	0.154	108	0.46	
LC0004	1.51	0.3	127	1.57	
LC0005	1.5	0.3	126	1.52	
LC0006	0.75	0.04	63	-2.16	
LC0007	1.095	0.19	92	-0.47	
LC0008	1.14	0.025	95.8	-0.25	
LC0009	1.06	0.265	89.1	-0.64	
LC0010	1.31	0.237	110	0.59	
LC0011	1.2	0.24	101	0.05	
LC0012	0.95	0.1	79.8	-1.18	
LC0013	1.155	0.17	97	-0.17	
LC0014	1.263	0.09	106	0.36	
LC0015	0.97	0.184	81.5	-1.08	
LC0016	1.03	0.19	86.5	-0.79	
LC0017	1.13	0.34	94.9	-0.3	
LC0018	1.63	0.44	137	2.16	
LC0019	1.12	0.34	94.1	-0.34	
LC0020	1.25	0.1	105	0.29	
LC0021	1.03	0.15	86.5	-0.79	
LC0022	1.13	0.2034	94.9	-0.3	
LC0023	1.17	0.23	98.3	-0.1	
LC0024	1.2	0.36	101	0.05	

Characteristics of parameter

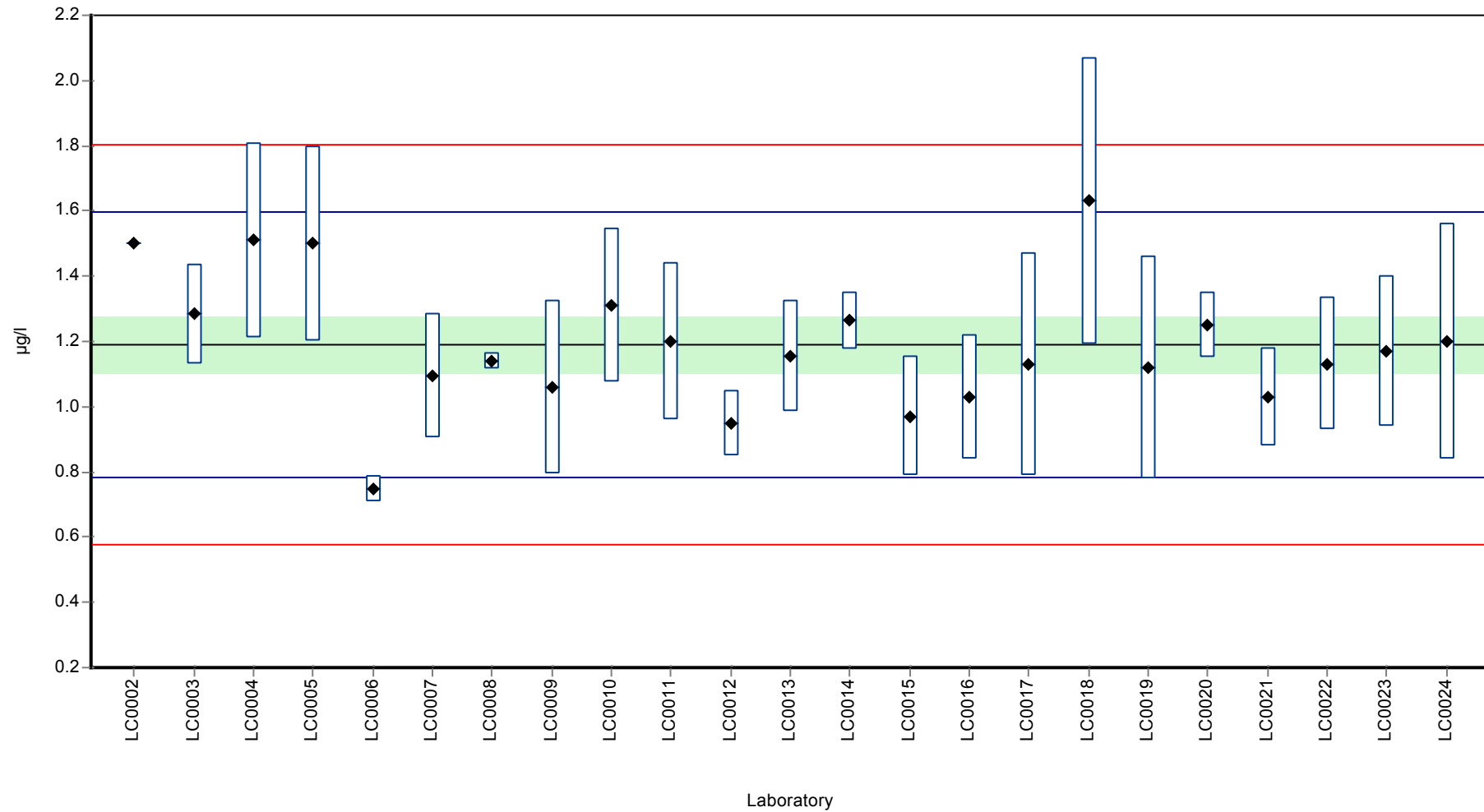
	all results	without outliers	Unit
Mean ± CI (99%)	1.19 ± 0.127	1.19 ± 0.127	µg/l
Minimum	0.75	0.75	µg/l
Maximum	1.63	1.63	µg/l
Standard deviation	0.204	0.204	µg/l
rel. Standard deviation	17.1	17.1	%
n	23	23	-

Parameter oriented report Volatile halogenated hydrocarbons (VOC), BTEX and MTBE - CB01

Sample: CB01ACKW, Parameter: Tetrachloromethane

Graphical presentation of results

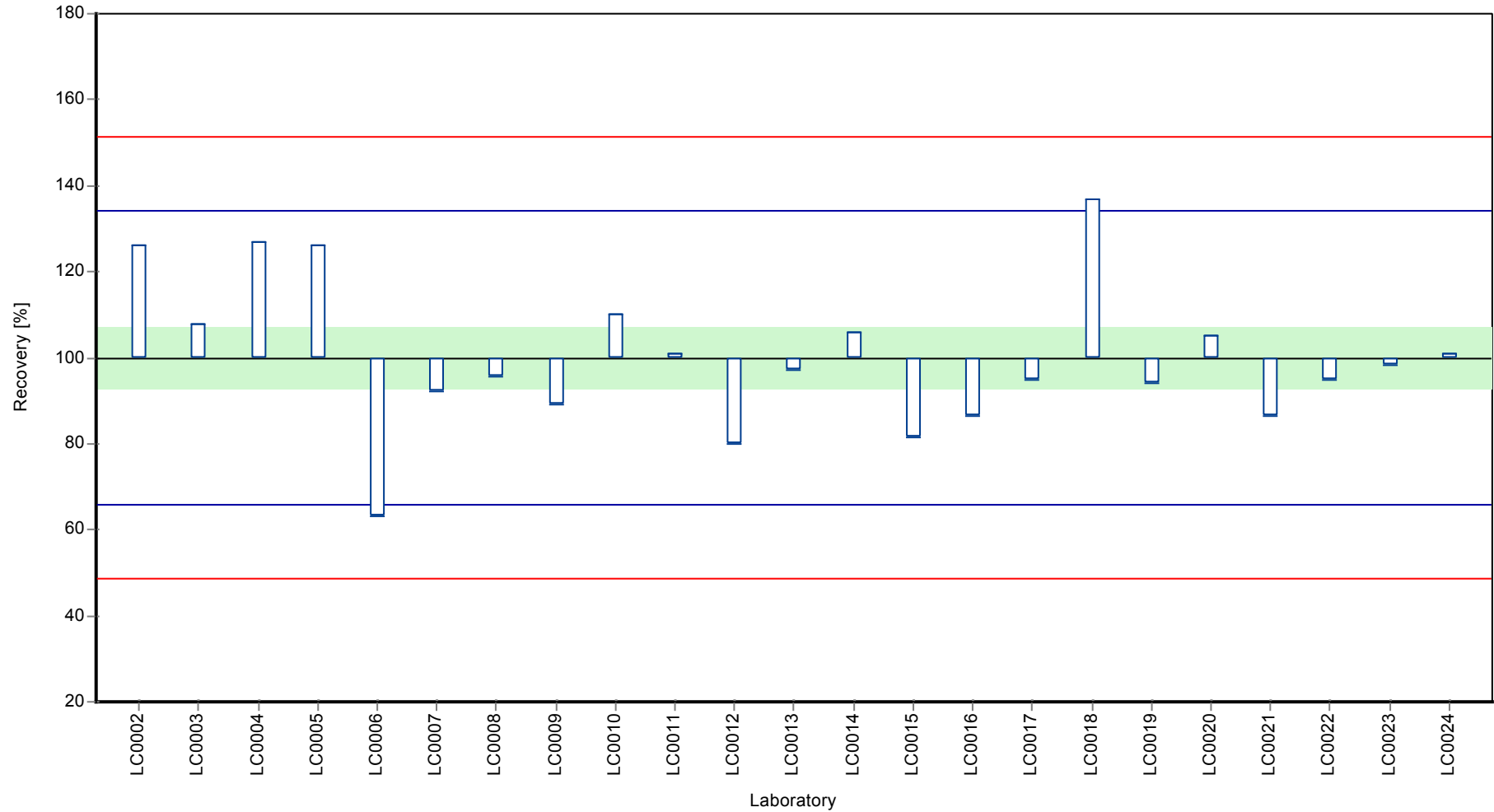
Results



Parameter oriented report Volatile halogenated hydrocarbons (VOC), BTEX and MTBE - CB01

Sample: CB01ACKW, Parameter: Tetrachloromethane

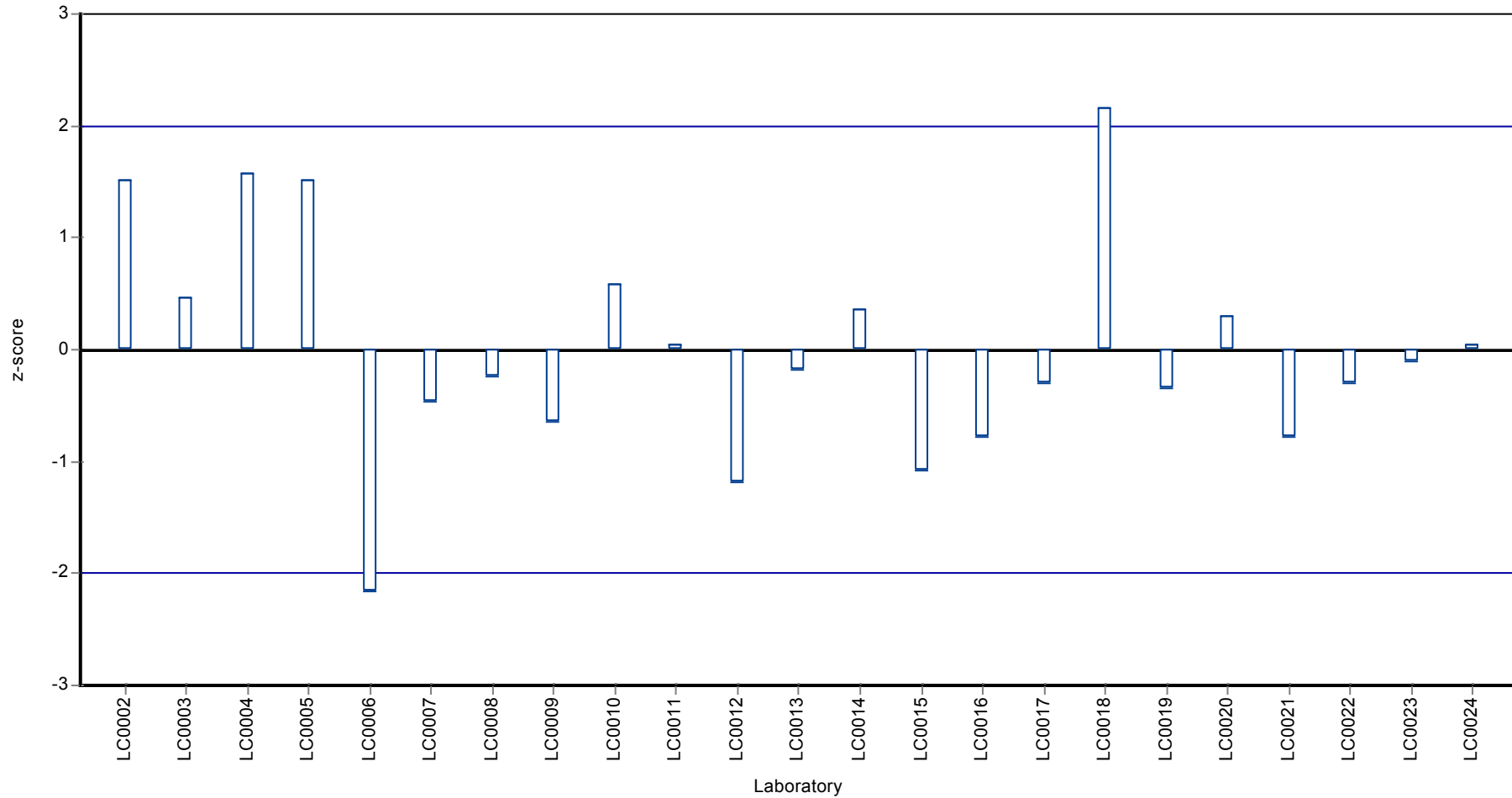
Recovery rate



Parameter oriented report Volatile halogenated hydrocarbons (VOC), BTEX and MTBE - CB01

Sample: CB01ACKW, Parameter: Tetrachloromethane

Z-score



Parameter oriented report Volatile halogenated hydrocarbons (VOC), BTEX and MTBE - CB01

Sample: CB01BCKW, Parameter: Tetrachloromethane

Parameter oriented report

CB01 B - VOC

Tetrachloromethane

Unit	µg/l
Mean ± CI (99%)	16.1 ± 2.37
Minimum - Maximum	7.28 - 24.2
Control test value ± U	18.3 ± 1.01

Labcode	Result	± U	Recovery [%]	z-score	Comments
LC0002	14.9	-	92.7	-0.31	
LC0003	17.22	2.066	107	0.3	
LC0004	19.43	3.89	121	0.89	
LC0005	24.2	4.9	151	2.15	
LC0006	13.82	1.34	86	-0.59	
LC0007	16.45	2.83	102	0.1	
LC0008	18.3	0.4	114	0.59	
LC0009	12.96	3.24	80.7	-0.82	
LC0010	7.28	1.22	45.3	-2.32	
LC0011	14.75	2.95	91.8	-0.35	
LC0012	11.24	1.1	70	-1.28	
LC0013	20.7	3.1053	129	1.22	
LC0014	18.3	1.1	114	0.59	
LC0015	10.9	2.071	67.8	-1.37	
LC0016	15.9	2.9	99	-0.04	
LC0017	16.6	4.97	103	0.14	
LC0018	22	6.6	137	1.57	
LC0019	13.04	3.91	81.2	-0.8	
LC0020	16.3	2	101	0.06	
LC0021	13.25	1.99	82.5	-0.74	
LC0022	16.4	2.952	102	0.09	
LC0023	17.1	3.4	106	0.27	
LC0024	18.46	5.54	115	0.63	

Characteristics of parameter

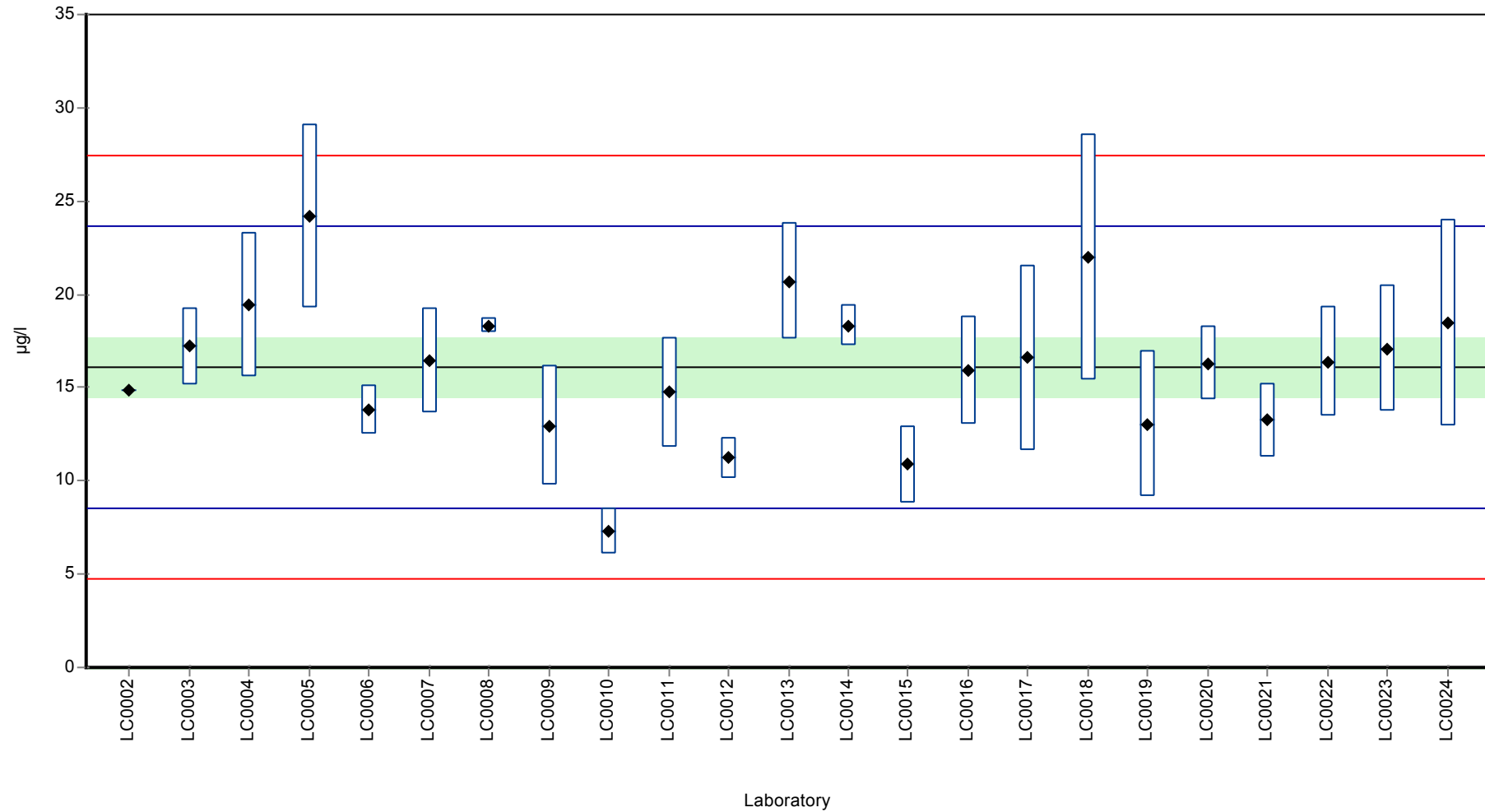
	all results	without outliers	Unit
Mean ± CI (99%)	16.1 ± 2.37	16.1 ± 2.37	µg/l
Minimum	7.28	7.28	µg/l
Maximum	24.2	24.2	µg/l
Standard deviation	3.78	3.78	µg/l
rel. Standard deviation	23.6	23.6	%
n	23	23	-

Parameter oriented report Volatile halogenated hydrocarbons (VOC), BTEX and MTBE - CB01

Sample: CB01BCKW, Parameter: Tetrachloromethane

Graphical presentation of results

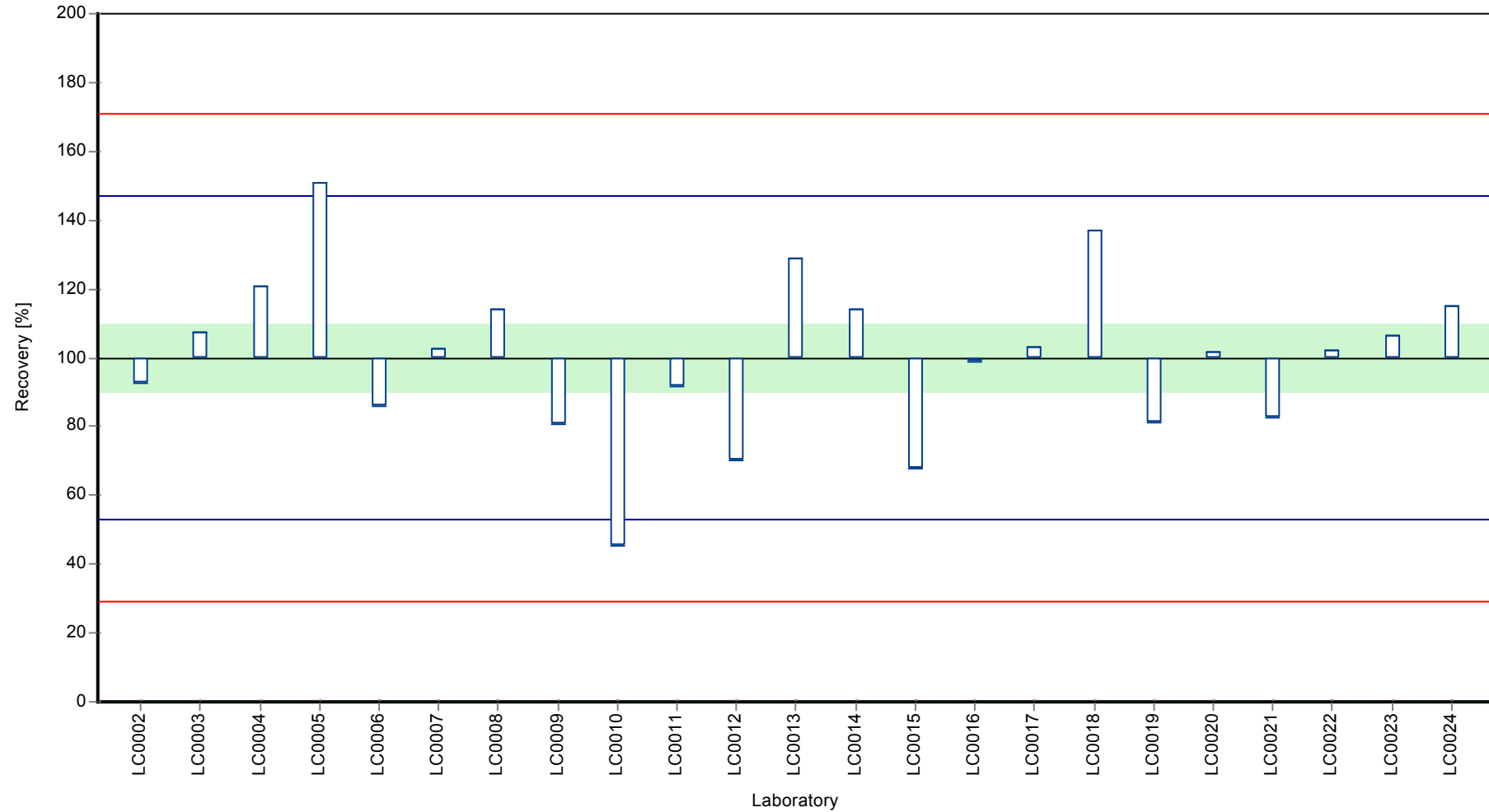
Results



Parameter oriented report Volatile halogenated hydrocarbons (VOC), BTEX and MTBE - CB01

Sample: CB01BCKW, Parameter: Tetrachloromethane

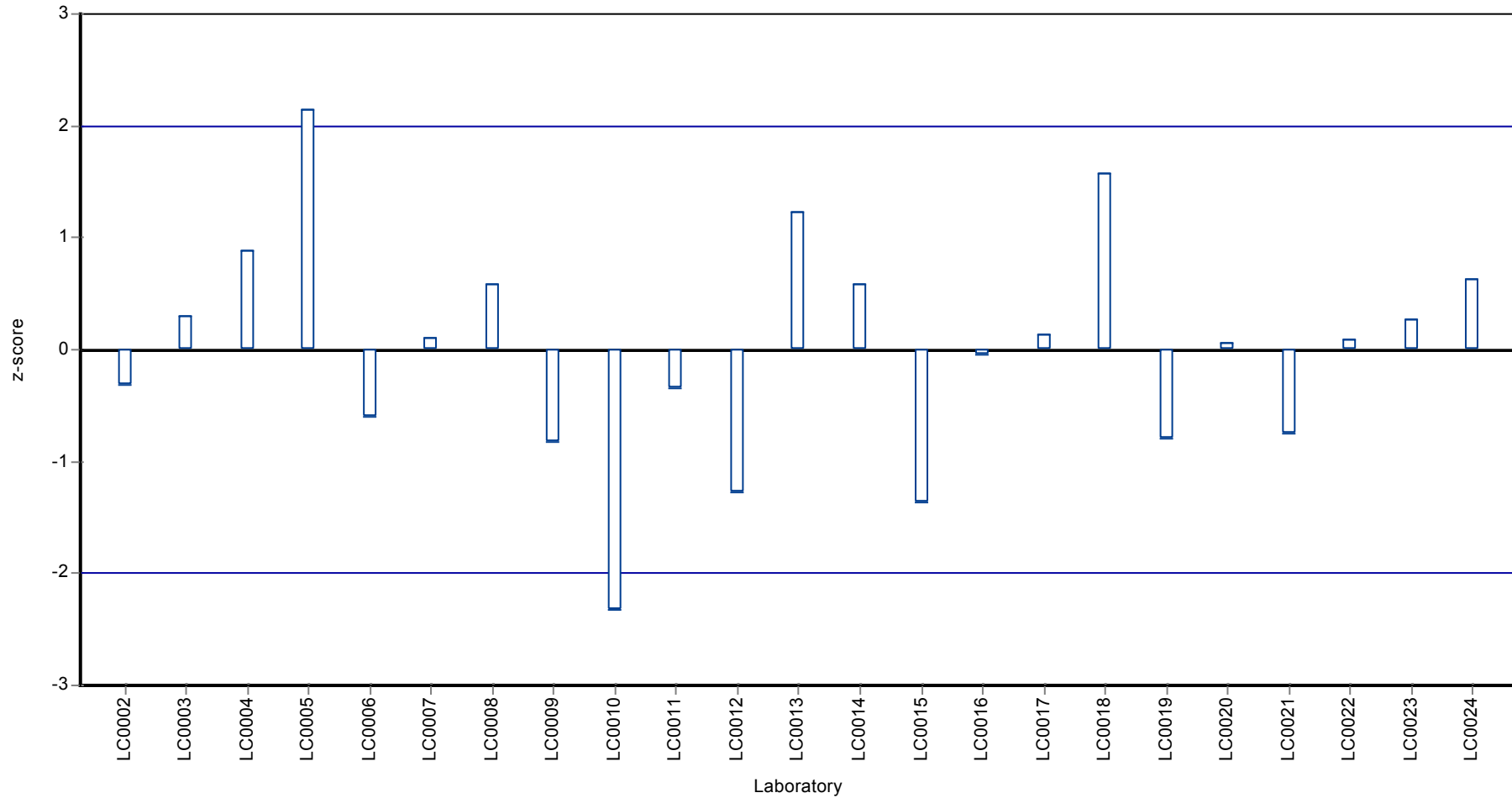
Recovery rate



Parameter oriented report Volatile halogenated hydrocarbons (VOC), BTEX and MTBE - CB01

Sample: CB01BCKW, Parameter: Tetrachloromethane

Z-score



Parameter oriented report Volatile halogenated hydrocarbons (VOC), BTEX and MTBE - CB01

Sample: CB01ACKW, Parameter: trans-1,2-Dichloroethene

Parameter oriented report

CB01 A - VOC

trans-1,2-Dichloroethene

Unit	µg/l
Mean ± CI (99%)	0.852 ± 0.112
Minimum - Maximum	0.514 - 1.2
Control test value ± U	0.794 ± 0.0482

Labcode	Result	± U	Recovery [%]	z-score	Comments
LC0002	-	-	-	-	
LC0003	0.932	0.112	109	0.47	
LC0004	0.81	0.16	95.1	-0.25	
LC0005	1.2	0.3	141	2.04	
LC0006	-	-	-	-	
LC0007	0.855	0.25	100	0.02	
LC0008	0.514	0.071	60.3	-1.98	
LC0009	0.73	0.183	85.7	-0.71	
LC0010	0.72	0.131	84.5	-0.77	
LC0011	1.18	0.24	138	1.92	
LC0012	0.72	0.1	84.5	-0.77	
LC0013	1.04	0.16	122	1.1	
LC0014	0.816	0.07	95.8	-0.21	
LC0015	0.795	0.207	93.3	-0.33	
LC0016	0.65	0.12	76.3	-1.18	
LC0017	0.9	0.269	106	0.28	
LC0018	1.07	0.34	126	1.28	
LC0019	0.72	0.22	84.5	-0.77	
LC0020	0.83	0.08	97.4	-0.13	
LC0021	0.79	0.12	92.7	-0.36	
LC0022	0.78	0.0624	91.5	-0.42	
LC0023	0.83	0.17	97.4	-0.13	
LC0024	1.01	0.3	119	0.93	

Characteristics of parameter

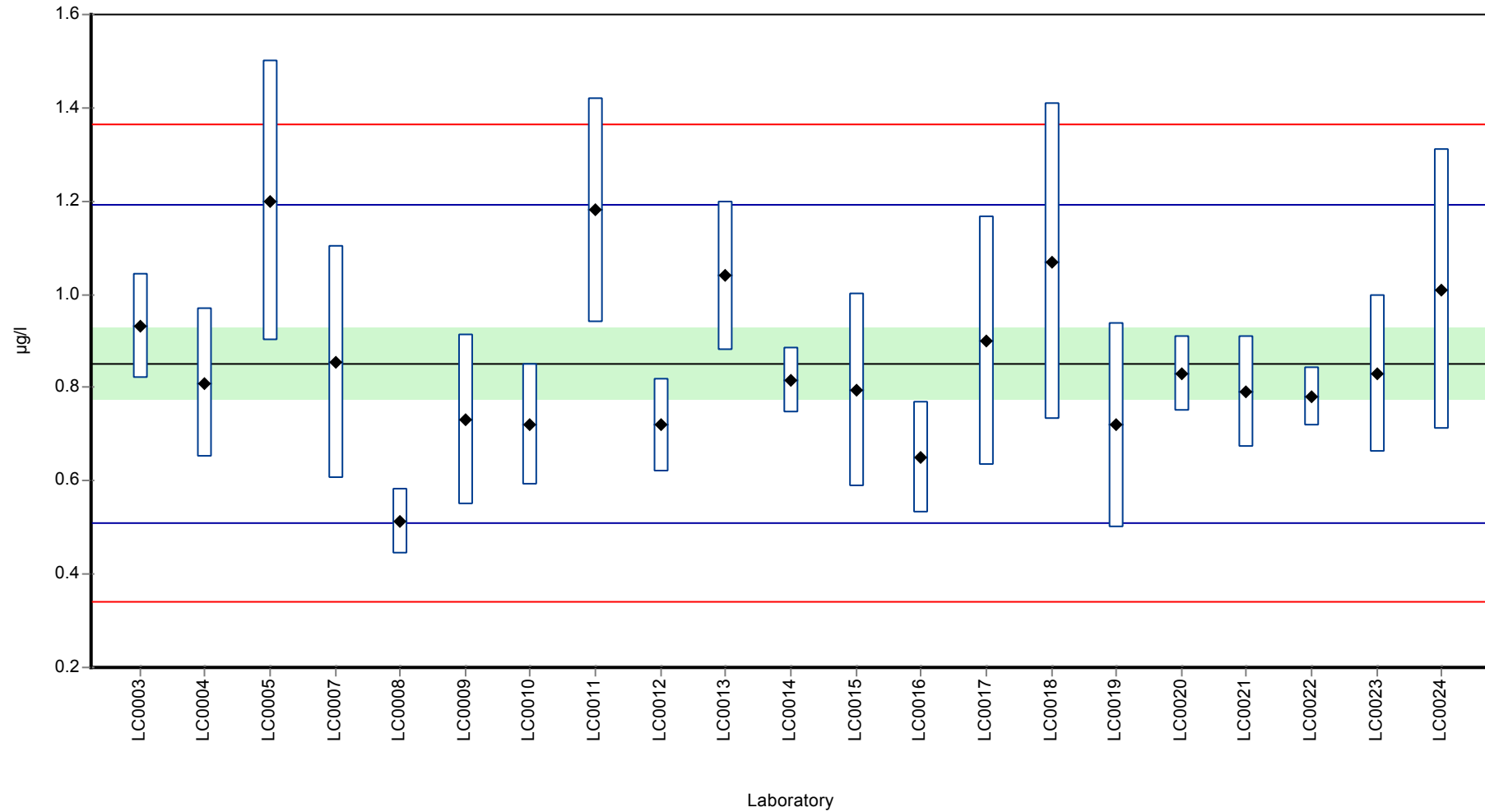
	all results	without outliers	Unit
Mean ± CI (99%)	0.852 ± 0.112	0.852 ± 0.112	µg/l
Minimum	0.514	0.514	µg/l
Maximum	1.2	1.2	µg/l
Standard deviation	0.171	0.171	µg/l
rel. Standard deviation	20.1	20.1	%
n	21	21	-

Parameter oriented report Volatile halogenated hydrocarbons (VOC), BTEX and MTBE - CB01

Sample: CB01ACKW, Parameter: trans-1,2-Dichloroethene

Graphical presentation of results

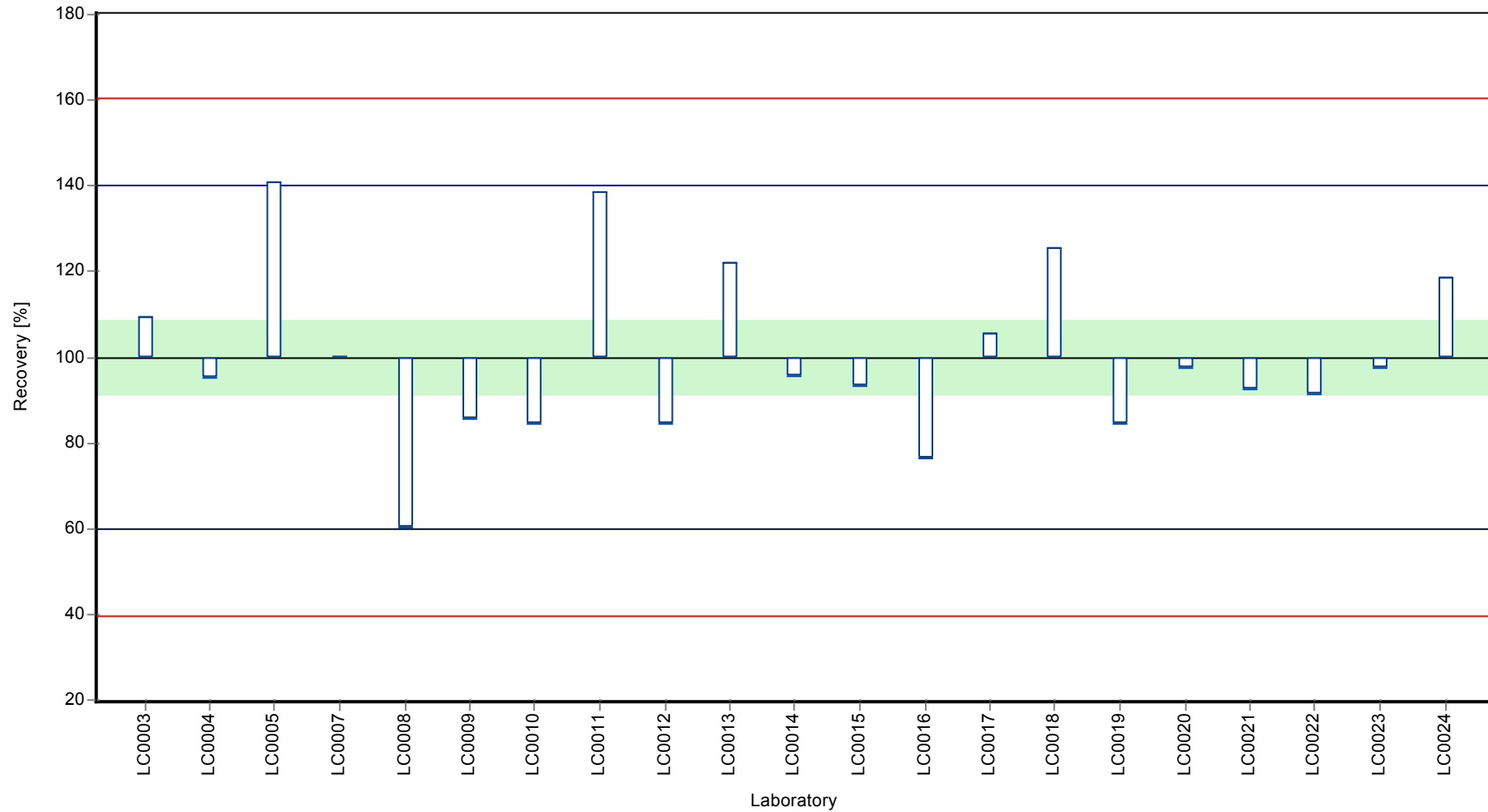
Results



Parameter oriented report Volatile halogenated hydrocarbons (VOC), BTEX and MTBE - CB01

Sample: CB01ACKW, Parameter: trans-1,2-Dichloroethene

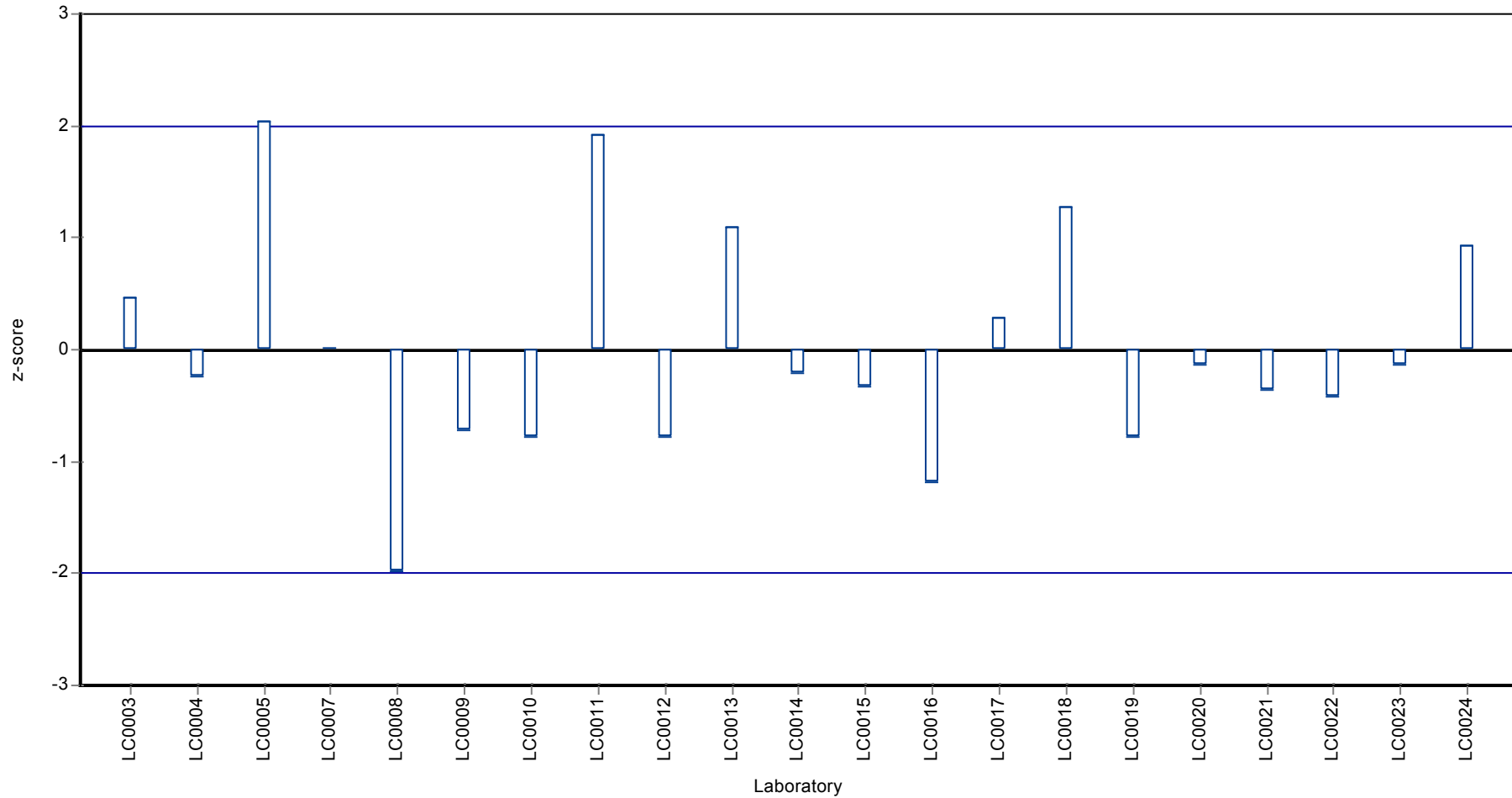
Recovery rate



Parameter oriented report Volatile halogenated hydrocarbons (VOC), BTEX and MTBE - CB01

Sample: CB01ACKW, Parameter: trans-1,2-Dichloroethene

Z-score



Parameter oriented report Volatile halogenated hydrocarbons (VOC), BTEX and MTBE - CB01

Sample: CB01BCKW, Parameter: trans-1,2-Dichloroethene

Parameter oriented report

CB01 B - VOC

trans-1,2-Dichloroethene

Unit	µg/l
Mean ± CI (99%)	3.72 ± 0.446
Minimum - Maximum	2.99 - 5.34
Control test value ± U	3.55 ± 0.264

Labcode	Result	± U	Recovery [%]	z-score	Comments
LC0002	-	-	-	-	
LC0003	4.169	0.5	112	0.68	
LC0004	3.5	0.7	94.2	-0.33	
LC0005	4.8	1	129	1.63	
LC0006	-	-	-	-	
LC0007	3.418	1.01	92	-0.45	
LC0008	3.13	0.068	84.2	-0.88	
LC0009	2.99	0.748	80.5	-1.09	
LC0010	3.12	0.583	84	-0.9	
LC0011	5.64	1.13	152	2.89	H
LC0012	3.25	0.3	87.5	-0.7	
LC0013	4.75	0.71	128	1.56	
LC0014	3.39	0.29	91.2	-0.49	
LC0015	3.04	0.79	81.8	-1.02	
LC0016	3.13	0.57	84.2	-0.88	
LC0017	3.91	1.17	105	0.29	
LC0018	5.34	1.6	144	2.44	
LC0019	3.1	0.93	83.4	-0.93	
LC0020	3.93	0.4	106	0.32	
LC0021	3.94	0.59	106	0.34	
LC0022	3.36	0.2688	90.4	-0.54	
LC0023	4.04	0.81	109	0.49	
LC0024	4.01	1.2	108	0.44	

Characteristics of parameter

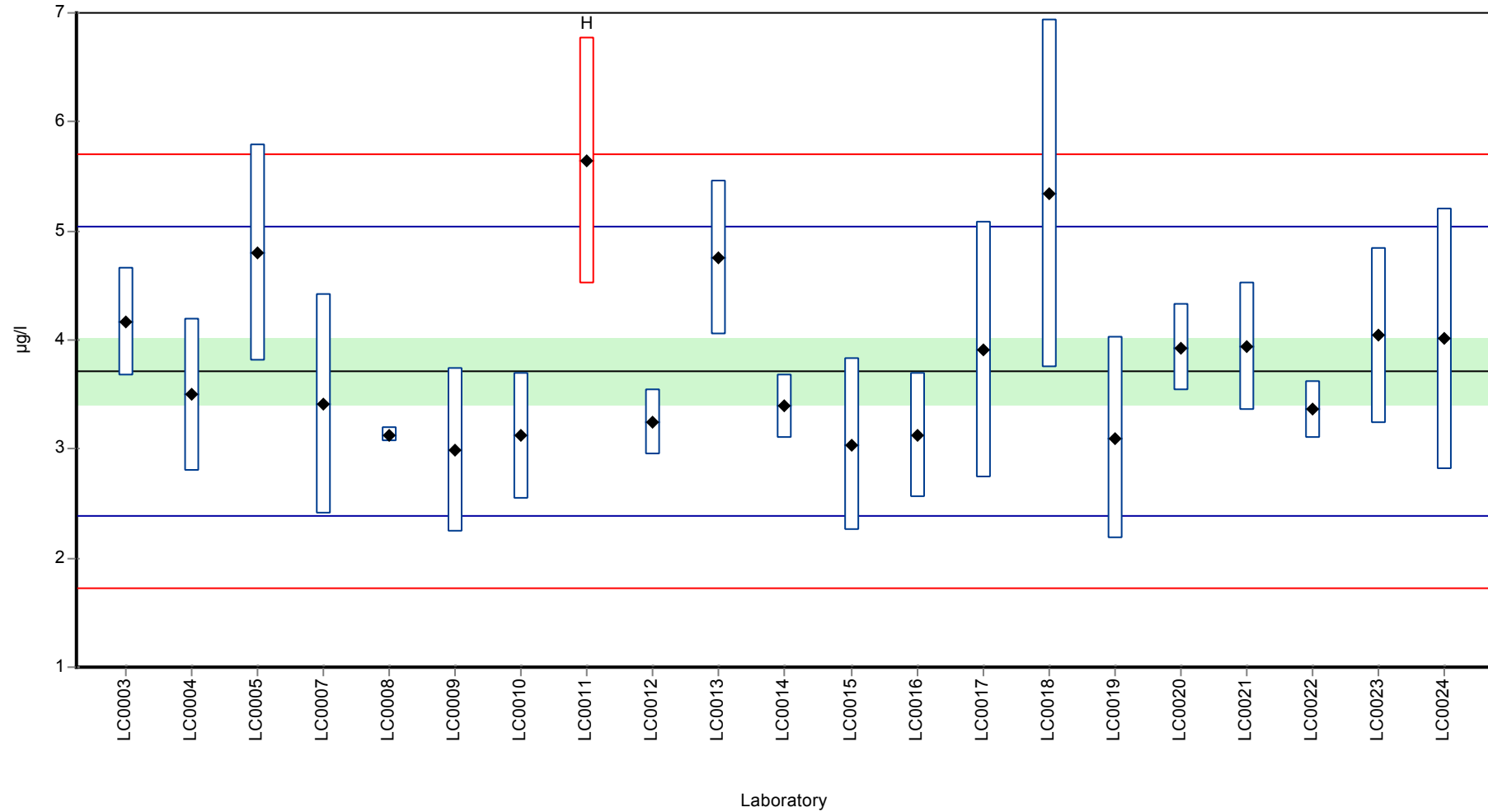
	all results	without outliers	Unit
Mean ± CI (99%)	3.81 ± 0.506	3.72 ± 0.446	µg/l
Minimum	2.99	2.99	µg/l
Maximum	5.64	5.34	µg/l
Standard deviation	0.772	0.665	µg/l
rel. Standard deviation	20.3	17.9	%
n	21	20	-

Parameter oriented report Volatile halogenated hydrocarbons (VOC), BTEX and MTBE - CB01

Sample: CB01BCKW, Parameter: trans-1,2-Dichloroethene

Graphical presentation of results

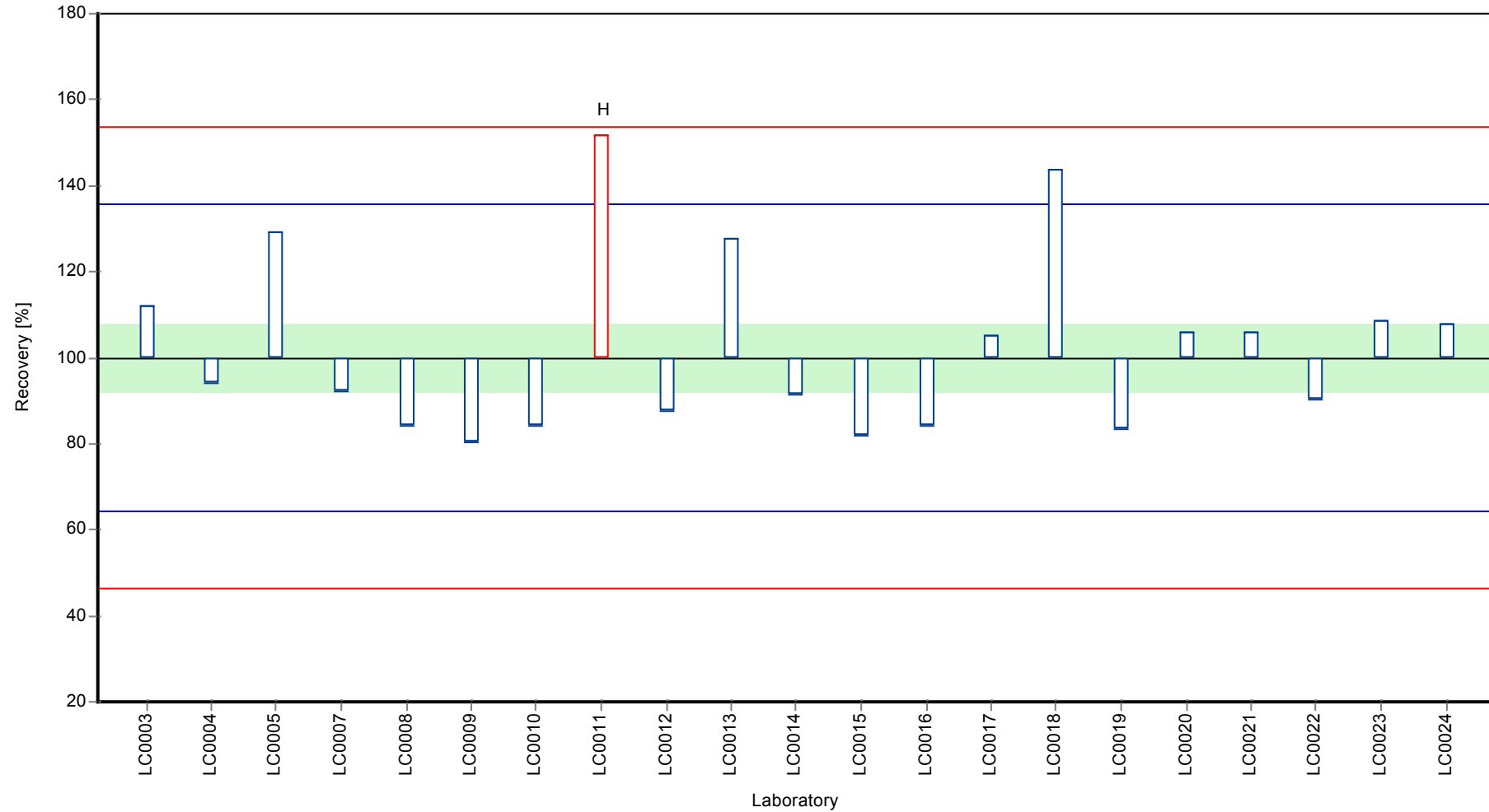
Results



Parameter oriented report Volatile halogenated hydrocarbons (VOC), BTEX and MTBE - CB01

Sample: CB01BCKW, Parameter: trans-1,2-Dichloroethene

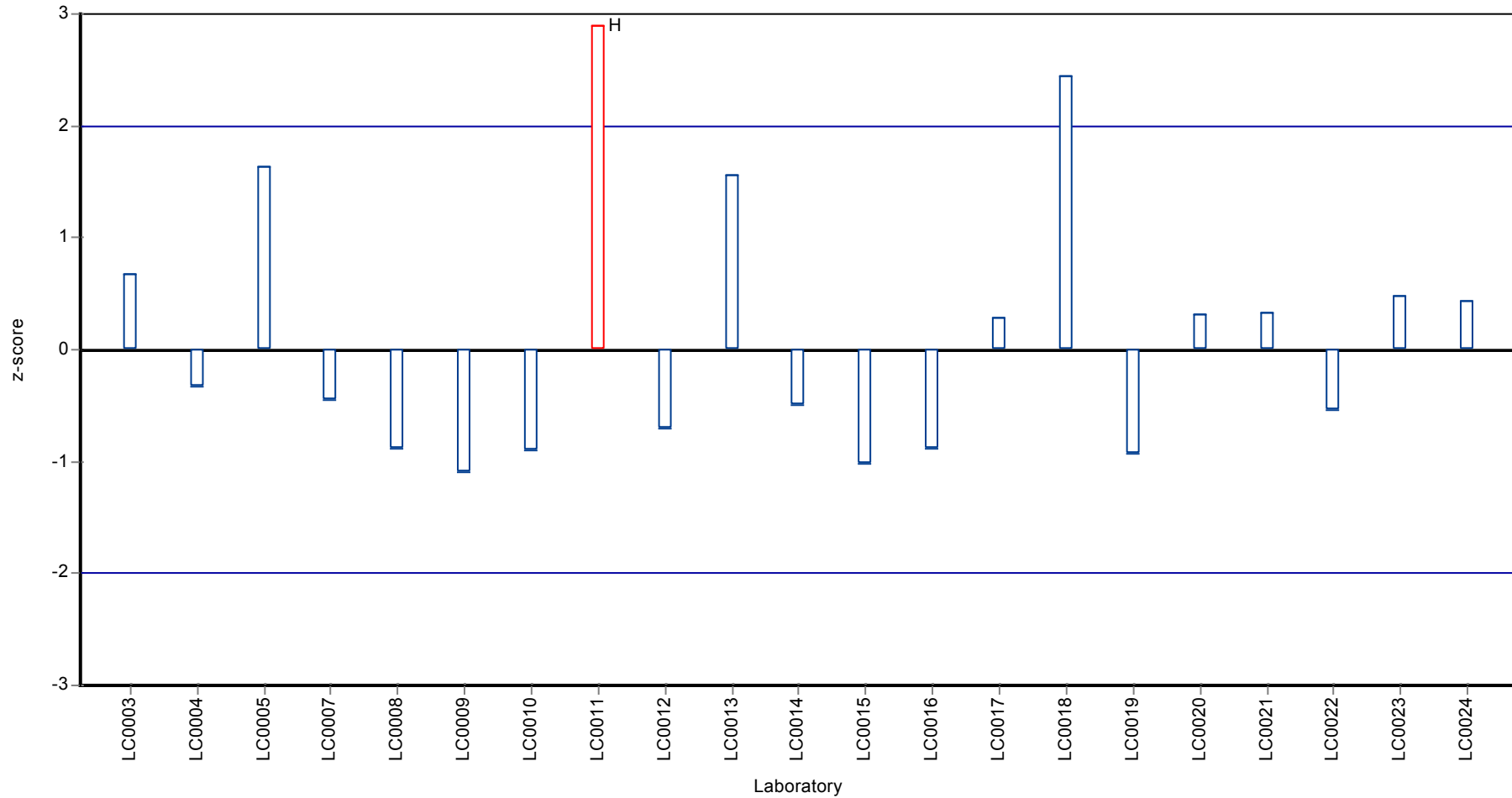
Recovery rate



Parameter oriented report Volatile halogenated hydrocarbons (VOC), BTEX and MTBE - CB01

Sample: CB01BCKW, Parameter: trans-1,2-Dichloroethene

Z-score



Parameter oriented report Volatile halogenated hydrocarbons (VOC), BTEX and MTBE - CB01

Sample: CB01ACKW, Parameter: Tribromomethane

Parameter oriented report

CB01 A - VOC

Tribromomethane

Unit	µg/l
Mean ± CI (99%)	-
Minimum - Maximum	0.03 - 0.03
Control test value ± U	< 0.14 (LOD)

Labcode	Result	± U	Recovery [%]	z-score	Comments
LC0002	<0.2 (LOD)	-	-	-	
LC0003	< 0.1 (LOQ)	-	-	-	
LC0004	< 0.07 (LOQ)	-	-	-	
LC0005	< 0.1 (LOQ)	-	-	-	
LC0006	-	-	-	-	
LC0007	< 0.1 (LOQ)	-	-	-	
LC0008	< 0.04 (LOQ)	-	-	-	
LC0009	-	-	-	-	
LC0010	< 0.1 (LOQ)	-	-	-	
LC0011	< 0.05 (LOQ)	-	-	-	
LC0012	< 0.2 (LOQ)	-	-	-	
LC0013	< 0.1 (LOQ)	-	-	-	
LC0014	< 0.1 (LOQ)	-	-	-	
LC0015	< 0.05 (LOQ)	-	-	-	
LC0016	< 0.05 (LOQ)	-	-	-	
LC0017	< 0.5 (LOQ)	-	-	-	
LC0018	< 0.1 (LOQ)	-	-	-	
LC0019	< 0.1 (LOQ)	-	-	-	
LC0020	< 0.08 (LOQ)	-	-	-	
LC0021	< 0.1 (LOQ)	-	-	-	
LC0022	< 0.05 (LOQ)	-	-	-	
LC0023	0.03	0.01	-	-	
LC0024	< 0.04 (LOQ)	-	-	-	

Characteristics of parameter

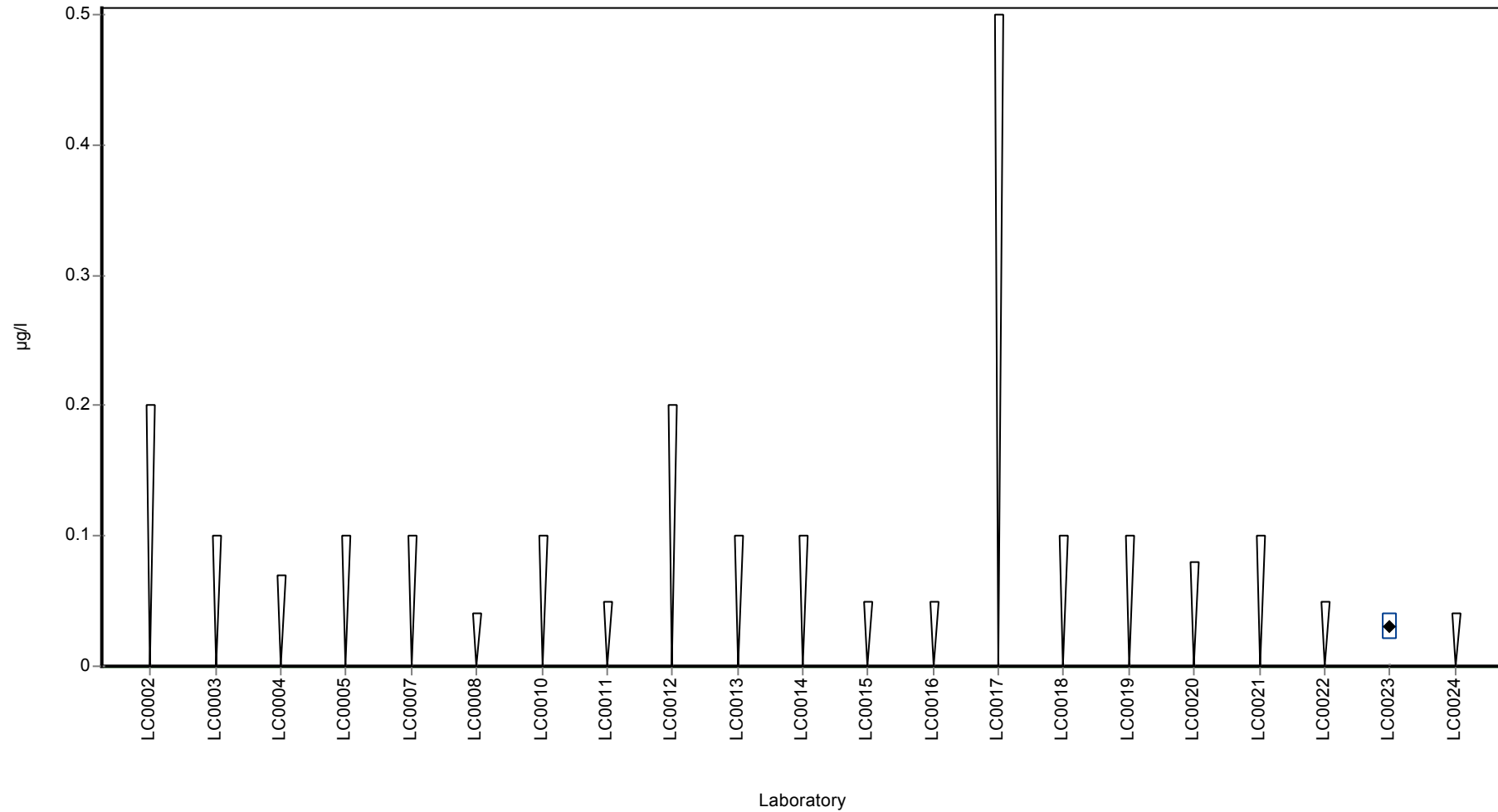
	all results	without outliers	Unit
Mean ± CI (99%)	0.03	-	µg/l
Minimum	0.03	0.03	µg/l
Maximum	0.03	0.03	µg/l
Standard deviation	-	-	µg/l
rel. Standard deviation	-	-	%
n	1	1	-

Parameter oriented report Volatile halogenated hydrocarbons (VOC), BTEX and MTBE - CB01

Sample: CB01ACKW, Parameter: Tribromomethane

Graphical presentation of results

Results



Parameter oriented report Volatile halogenated hydrocarbons (VOC), BTEX and MTBE - CB01

Sample: CB01BCKW, Parameter: Tribromomethane

Parameter oriented report

CB01 B - VOC

Tribromomethane

Unit	µg/l
Mean ± CI (99%)	3.43 ± 0.245
Minimum - Maximum	2.83 - 4
Control test value ± U	3.24 ± 0.0735

Labcode	Result	± U	Recovery [%]	z-score	Comments
LC0002	3.7	-	108	0.73	
LC0003	3.236	0.388	94.4	-0.51	
LC0004	3.99	0.8	116	1.51	
LC0005	4	0.8	117	1.53	
LC0006	-	-	-	-	
LC0007	3.53	0.65	103	0.28	
LC0008	3.95	0.056	115	1.4	
LC0009	3.35	0.838	97.8	-0.21	
LC0010	3.2	0.522	93.4	-0.61	
LC0011	3.51	0.7	102	0.22	
LC0012	3.48	0.4	102	0.14	
LC0013	4.93	0.74	144	4.02	H
LC0014	3.34	0.13	97.5	-0.23	
LC0015	3.68	1.104	107	0.68	
LC0016	3.67	0.67	107	0.65	
LC0017	2.83	0.85	82.6	-1.6	
LC0018	3.4	1.04	99.2	-0.07	
LC0019	2.91	0.87	84.9	-1.38	
LC0020	3.32	0.3	96.9	-0.29	
LC0021	3.07	0.46	89.6	-0.96	
LC0022	3	0.24	87.5	-1.14	
LC0023	3.95	0.79	115	1.4	
LC0024	2.85	0.86	83.2	-1.54	

Characteristics of parameter

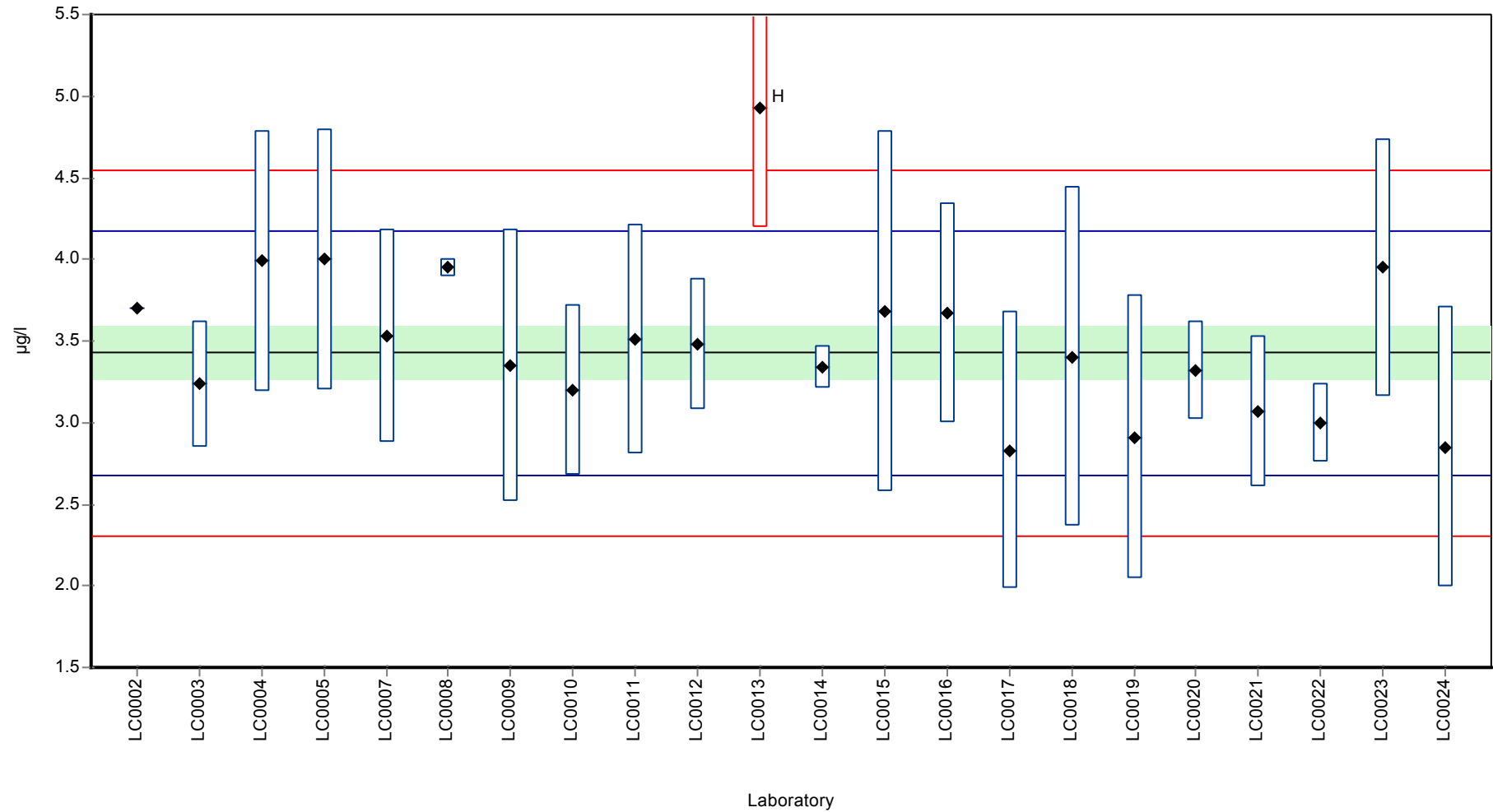
	all results	without outliers	Unit
Mean ± CI (99%)	3.5 ± 0.31	3.43 ± 0.245	µg/l
Minimum	2.83	2.83	µg/l
Maximum	4.93	4	µg/l
Standard deviation	0.485	0.374	µg/l
rel. Standard deviation	13.9	10.9	%
n	22	21	-

Parameter oriented report Volatile halogenated hydrocarbons (VOC), BTEX and MTBE - CB01

Sample: CB01BCKW, Parameter: Tribromomethane

Graphical presentation of results

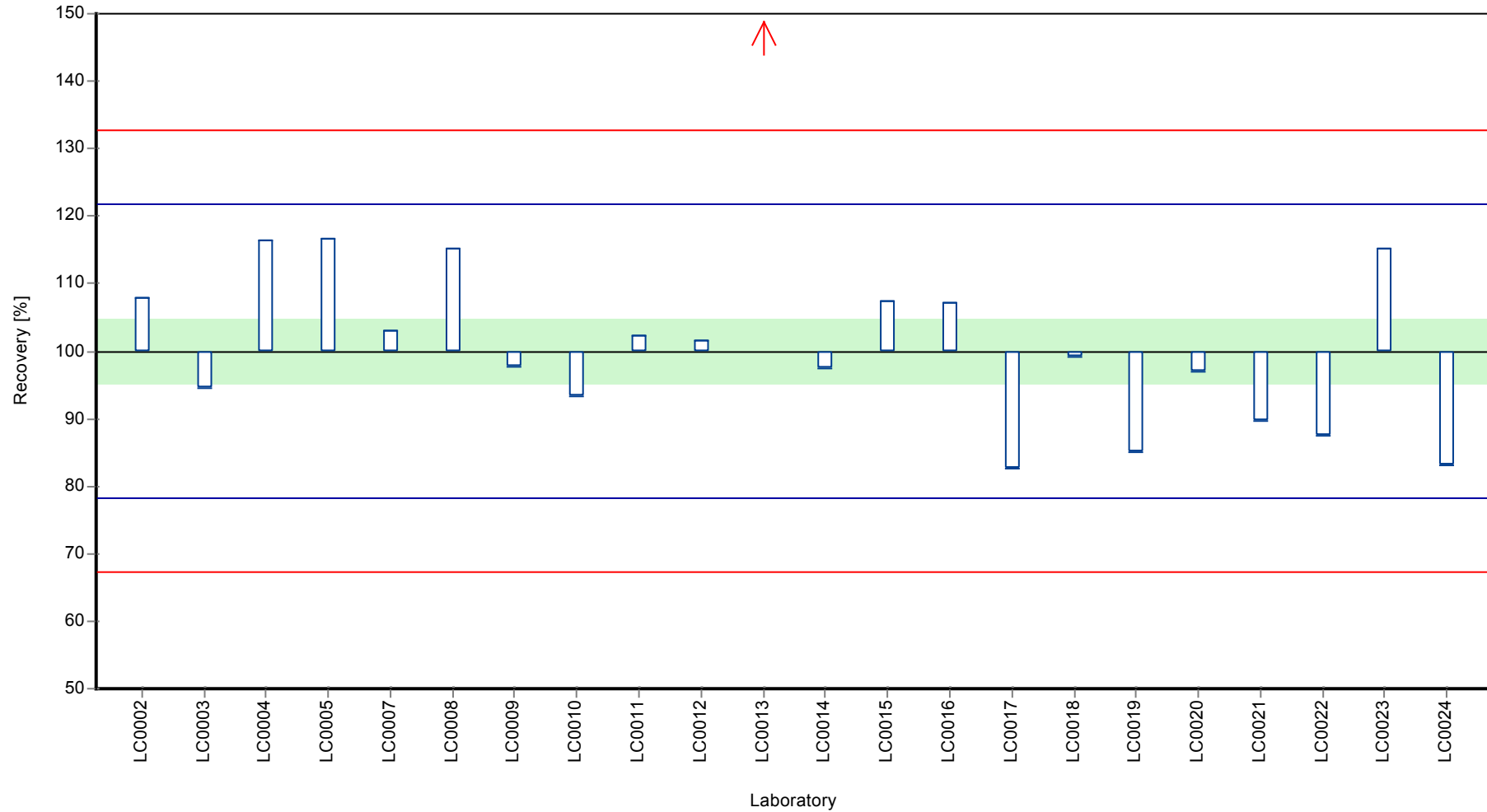
Results



Parameter oriented report Volatile halogenated hydrocarbons (VOC), BTEX and MTBE - CB01

Sample: CB01BCKW, Parameter: Tribromomethane

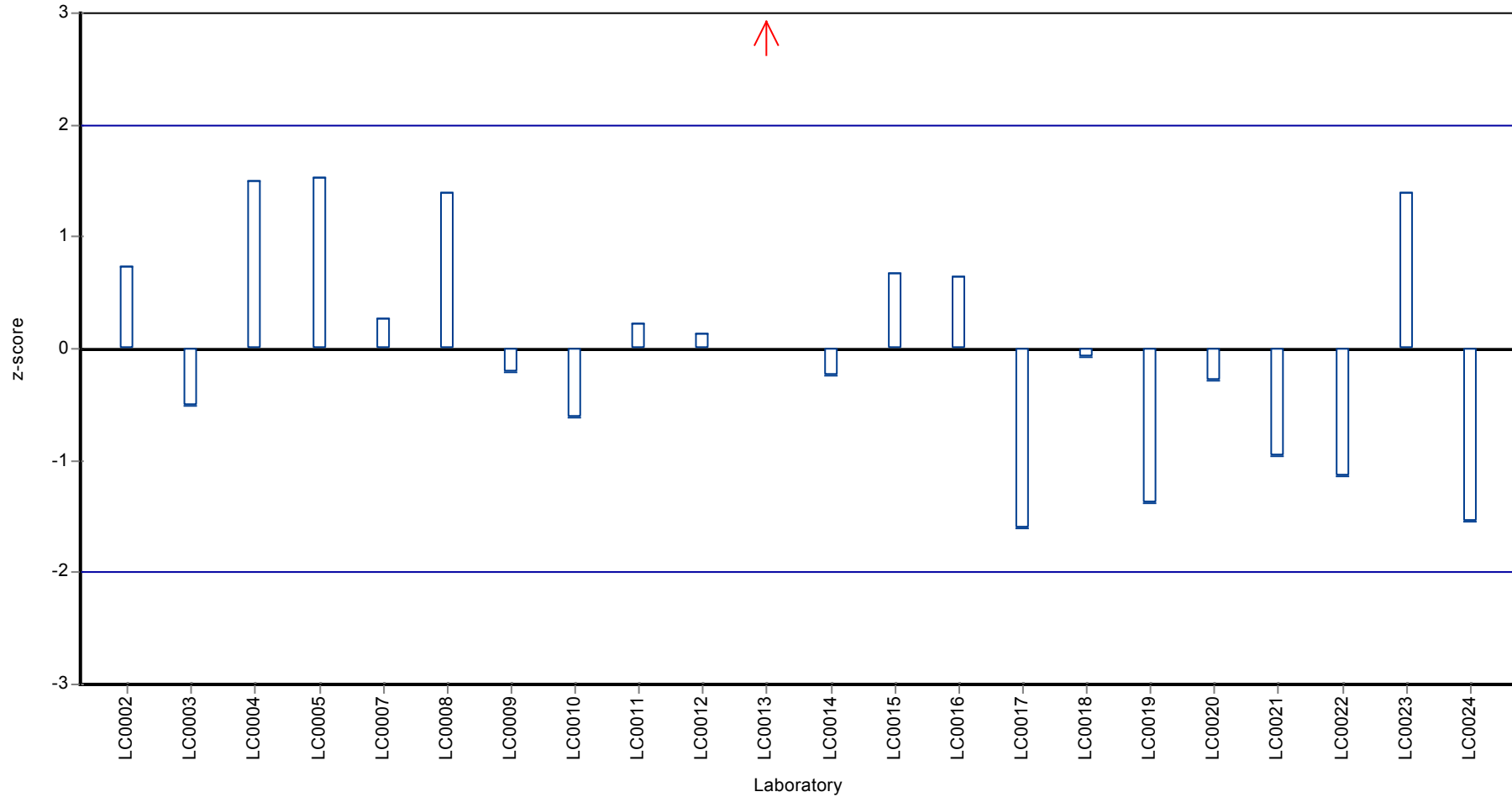
Recovery rate



Parameter oriented report Volatile halogenated hydrocarbons (VOC), BTEX and MTBE - CB01

Sample: CB01BCKW, Parameter: Tribromomethane

Z-score



Parameter oriented report Volatile halogenated hydrocarbons (VOC), BTEX and MTBE - CB01

Sample: CB01ACKW, Parameter: Trichloroethene

Parameter oriented report

CB01 A - VOC

Trichloroethene

Unit	µg/l
Mean ± CI (99%)	0.652 ± 0.0506
Minimum - Maximum	0.5 - 0.82
Control test value ± U	0.69 ± 0.0167

Labcode	Result	± U	Recovery [%]	z-score	Comments
LC0002	0.8	-	123	1.88	
LC0003	0.654	0.079	100	0.03	
LC0004	0.73	0.15	112	0.99	
LC0005	0.6	0.12	92.1	-0.65	
LC0006	0.5	0.02	76.7	-1.92	
LC0007	0.636	0.12	97.6	-0.2	
LC0008	0.631	0.135	96.8	-0.26	
LC0009	0.59	0.148	90.6	-0.78	
LC0010	0.7	0.118	107	0.61	
LC0011	0.69	0.14	106	0.49	
LC0012	0.54	0.1	82.9	-1.41	
LC0013	0.82	0.12	126	2.13	
LC0014	0.591	0.05	90.7	-0.77	
LC0015	0.63	0.208	96.7	-0.27	
LC0016	0.58	0.11	89	-0.91	
LC0017	0.67	0.2	103	0.23	
LC0018	0.965	0.292	148	3.96	H
LC0019	0.58	0.17	89	-0.91	
LC0020	0.66	0.07	101	0.11	
LC0021	0.63	0.09	96.7	-0.27	
LC0022	0.642	0.1605	98.5	-0.12	
LC0023	0.75	0.15	115	1.24	
LC0024	0.71	0.21	109	0.74	

Characteristics of parameter

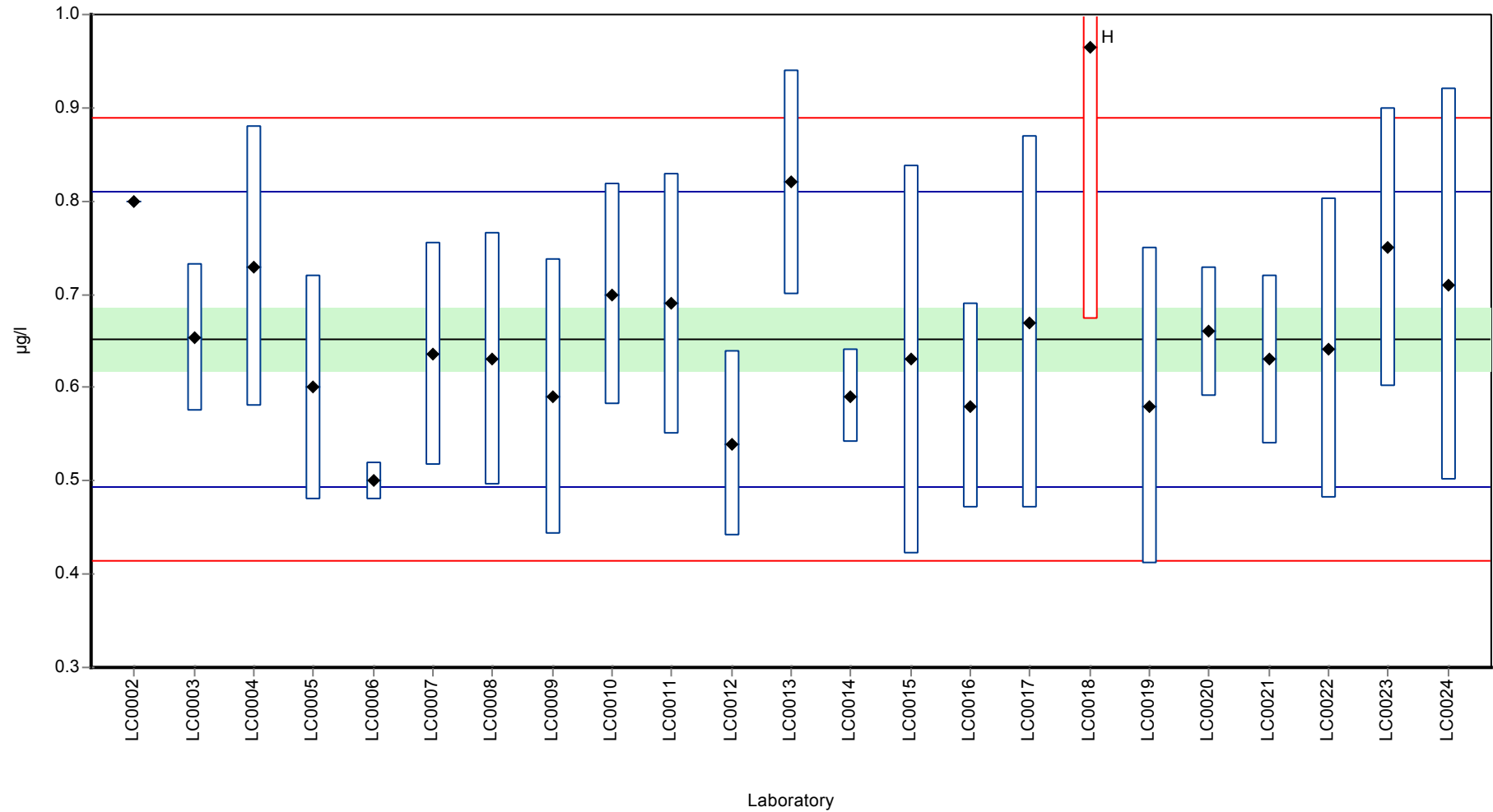
	all results	without outliers	Unit
Mean ± CI (99%)	0.665 ± 0.0633	0.652 ± 0.0506	µg/l
Minimum	0.5	0.5	µg/l
Maximum	0.965	0.82	µg/l
Standard deviation	0.101	0.0791	µg/l
rel. Standard deviation	15.2	12.1	%
n	23	22	-

Parameter oriented report Volatile halogenated hydrocarbons (VOC), BTEX and MTBE - CB01

Sample: CB01ACKW, Parameter: Trichloroethene

Graphical presentation of results

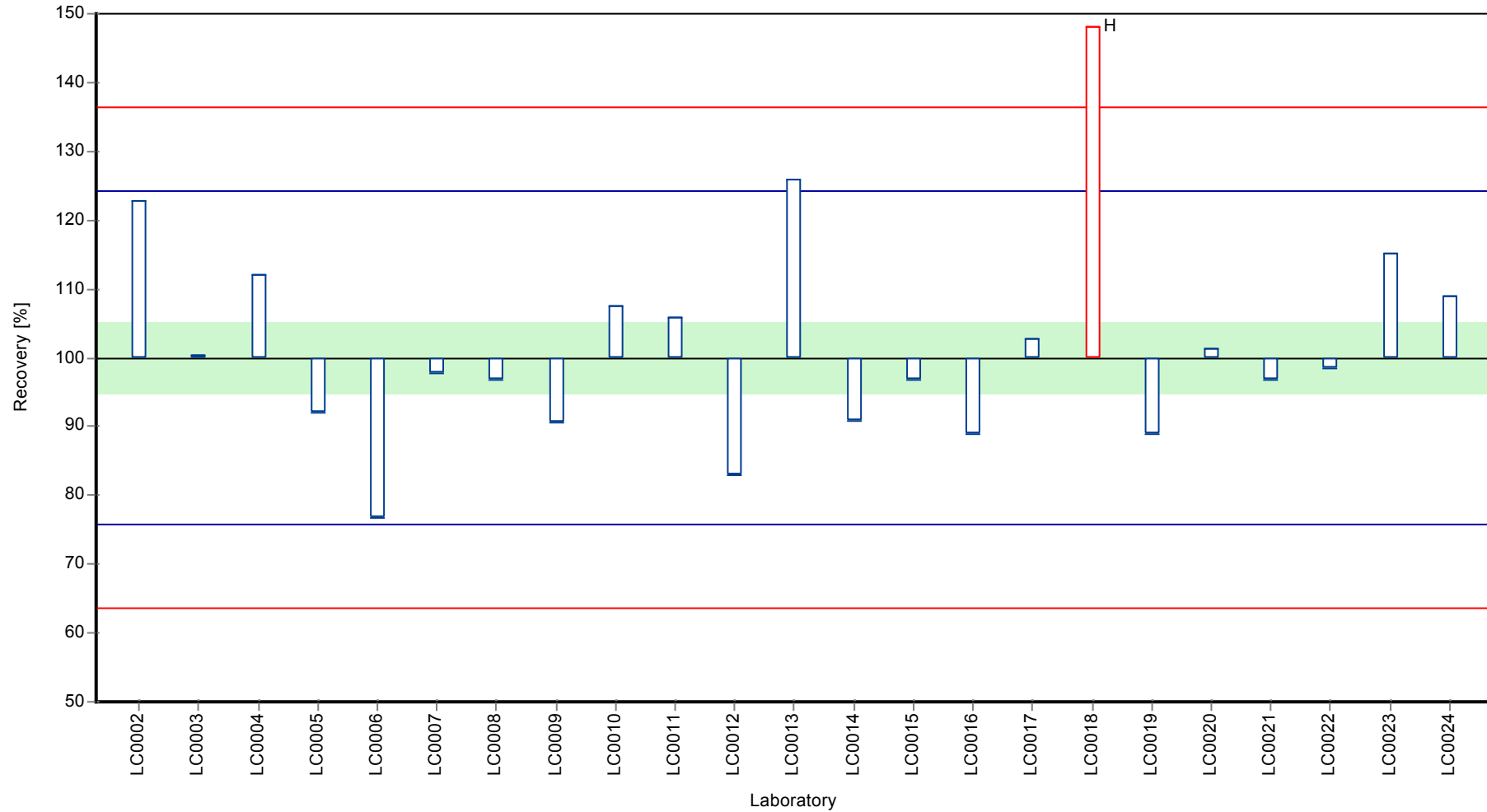
Results



Parameter oriented report Volatile halogenated hydrocarbons (VOC), BTEX and MTBE - CB01

Sample: CB01ACKW, Parameter: Trichloroethene

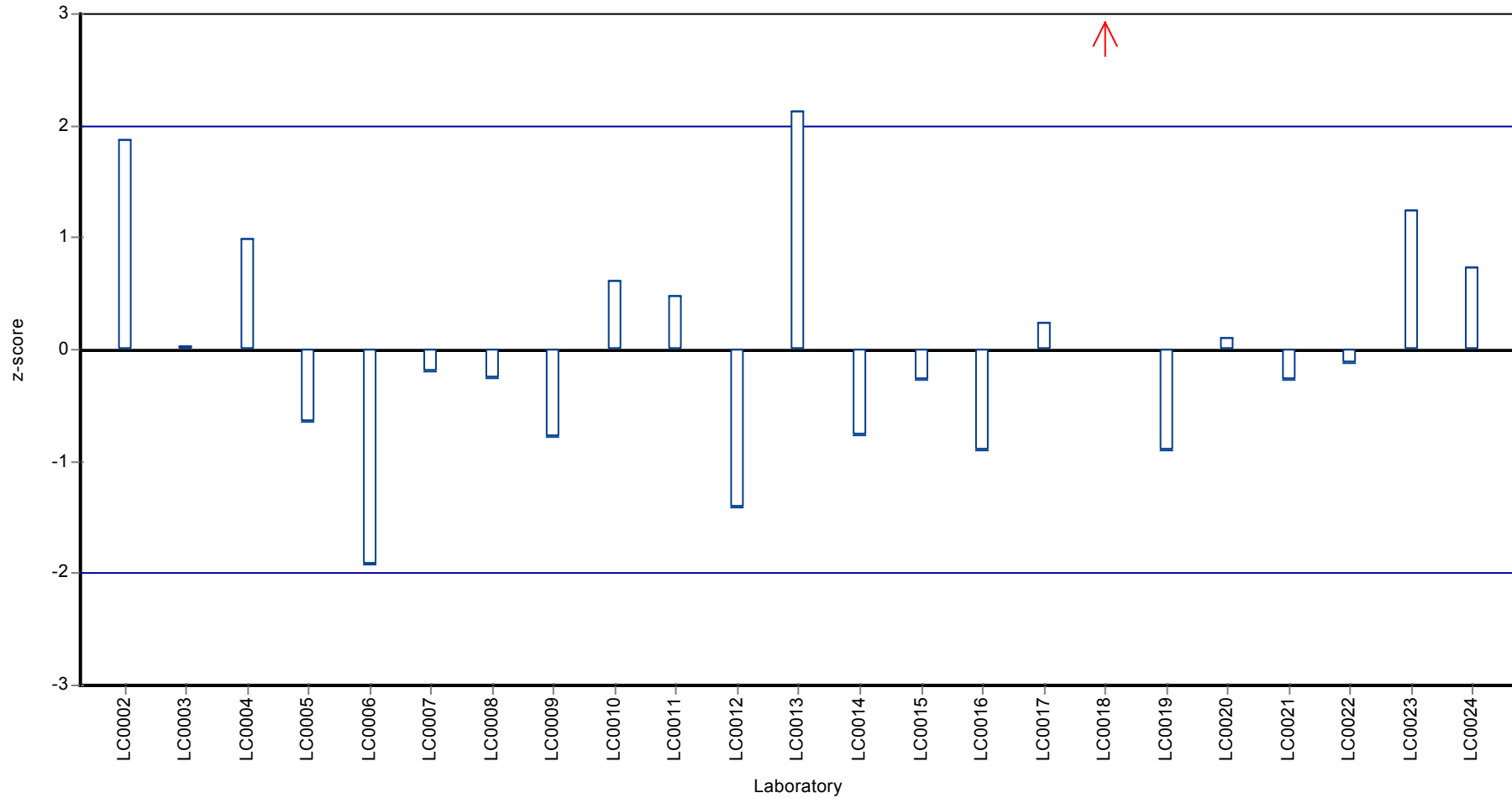
Recovery rate



Parameter oriented report Volatile halogenated hydrocarbons (VOC), BTEX and MTBE - CB01

Sample: CB01ACKW, Parameter: Trichloroethene

Z-score



Parameter oriented report Volatile halogenated hydrocarbons (VOC), BTEX and MTBE - CB01

Sample: CB01BCKW, Parameter: Trichloroethene

Parameter oriented report

CB01 B - VOC

Trichloroethene

Unit	µg/l
Mean ± CI (99%)	3.9 ± 0.324
Minimum - Maximum	3.08 - 5.19
Control test value ± U	4.10 ± 0.112

Labcode	Result	± U	Recovery [%]	z-score	Comments
LC0002	5.6	-	144	3.35	H
LC0003	3.91	0.469	100	0.02	
LC0004	4.29	0.86	110	0.77	
LC0005	3.3	0.7	84.6	-1.18	
LC0006	3.65	0.56	93.6	-0.49	
LC0007	3.478	0.66	89.2	-0.83	
LC0008	3.68	0.133	94.3	-0.43	
LC0009	3.08	0.77	79	-1.62	
LC0010	4.01	0.674	103	0.21	
LC0011	4.21	0.84	108	0.61	
LC0012	3.56	0.4	91.3	-0.67	
LC0013	5.19	0.77	133	2.54	
LC0014	3.53	0.24	90.5	-0.73	
LC0015	3.72	1.228	95.4	-0.36	
LC0016	3.81	0.69	97.7	-0.18	
LC0017	4.49	1.35	115	1.16	
LC0018	4.86	1.38	125	1.89	
LC0019	3.38	1.01	86.6	-1.03	
LC0020	4.24	0.4	109	0.67	
LC0021	3.68	0.55	94.3	-0.43	
LC0022	3.67	0.9175	94.1	-0.46	
LC0023	4.22	0.84	108	0.63	
LC0024	3.86	1.16	99	-0.08	

Characteristics of parameter

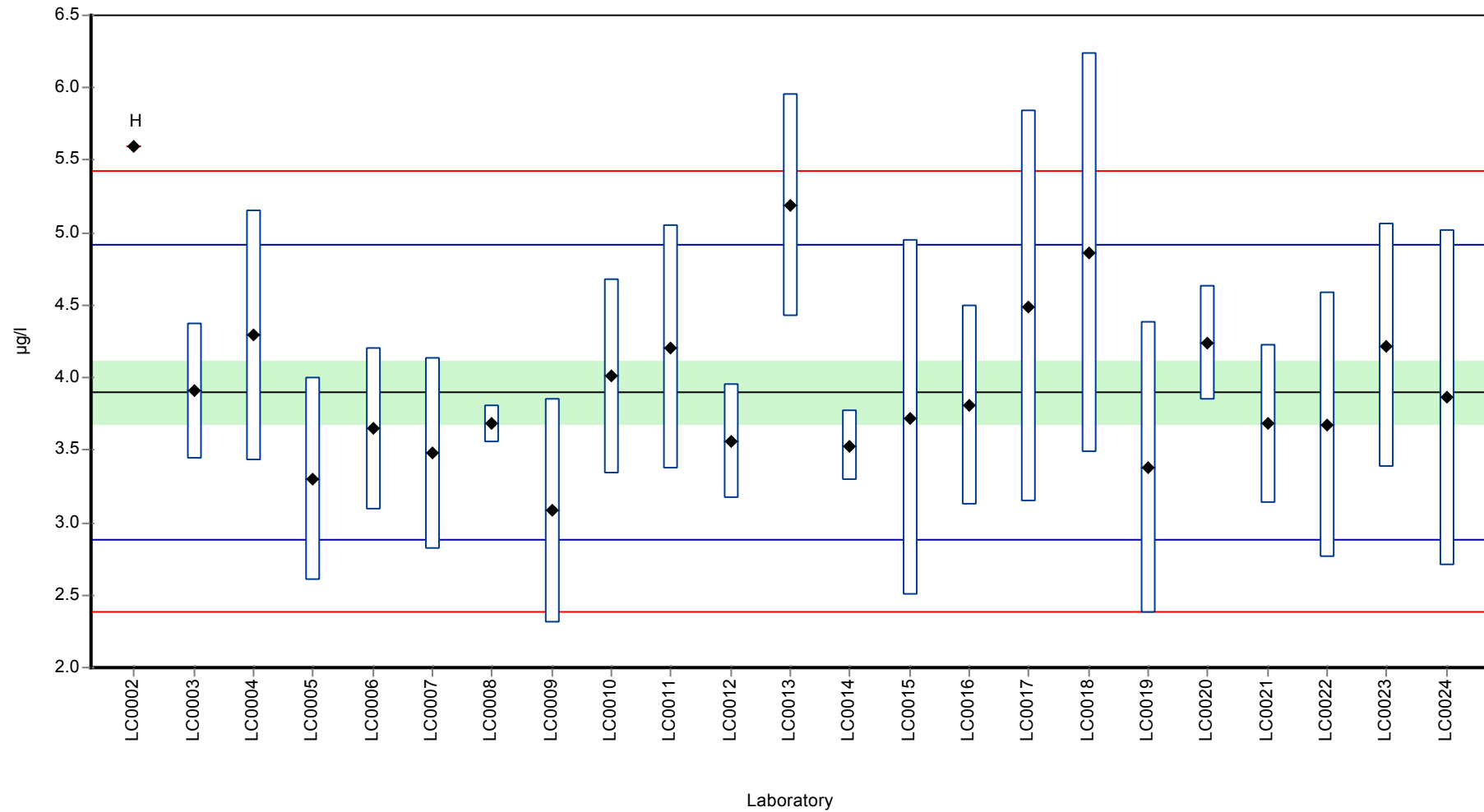
	all results	without outliers	Unit
Mean ± CI (99%)	3.97 ± 0.381	3.9 ± 0.324	µg/l
Minimum	3.08	3.08	µg/l
Maximum	5.6	5.19	µg/l
Standard deviation	0.609	0.507	µg/l
rel. Standard deviation	15.3	13	%
n	23	22	-

Parameter oriented report Volatile halogenated hydrocarbons (VOC), BTEX and MTBE - CB01

Sample: CB01BCKW, Parameter: Trichloroethene

Graphical presentation of results

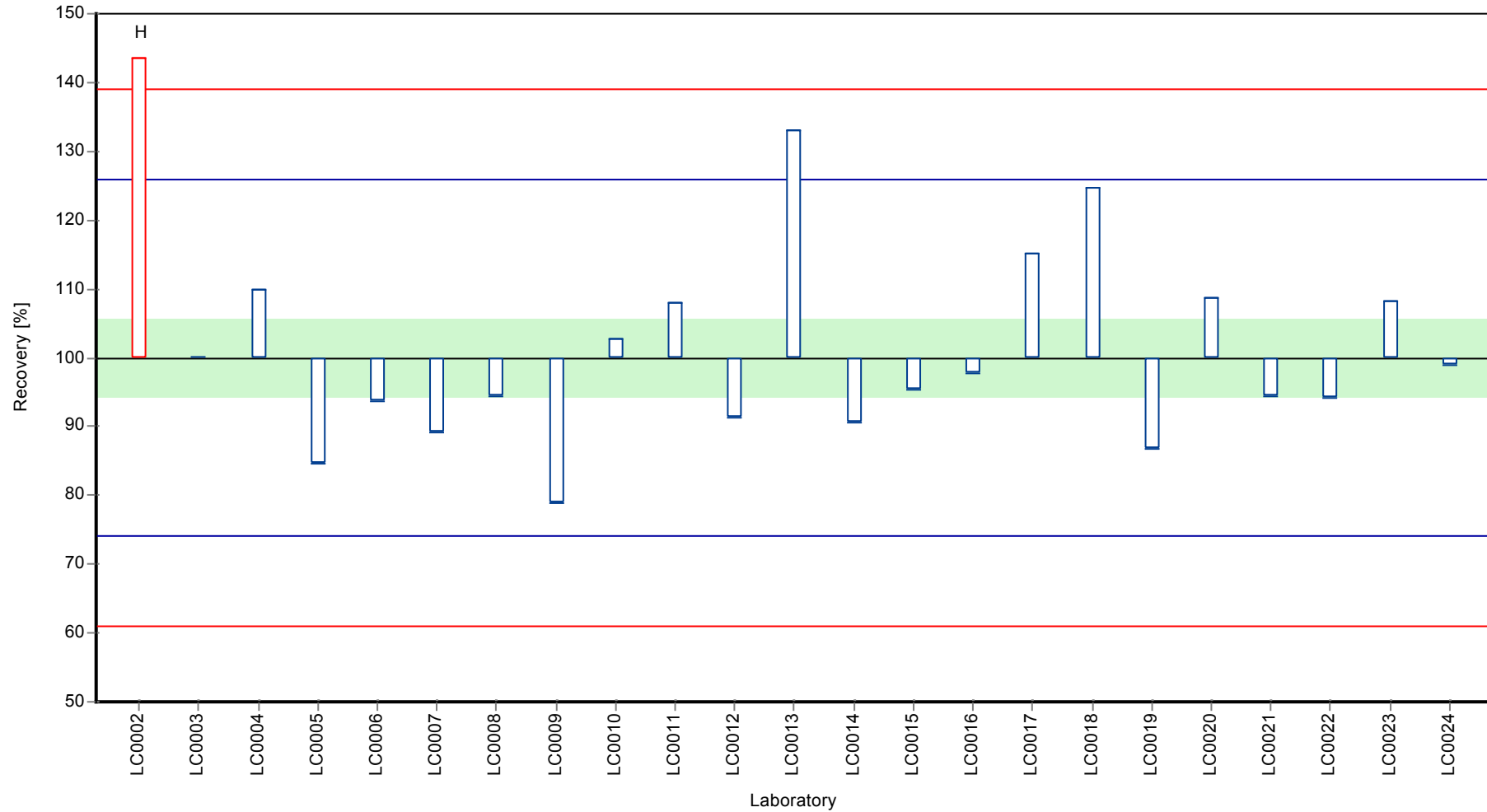
Results



Parameter oriented report Volatile halogenated hydrocarbons (VOC), BTEX and MTBE - CB01

Sample: CB01BCKW, Parameter: Trichloroethene

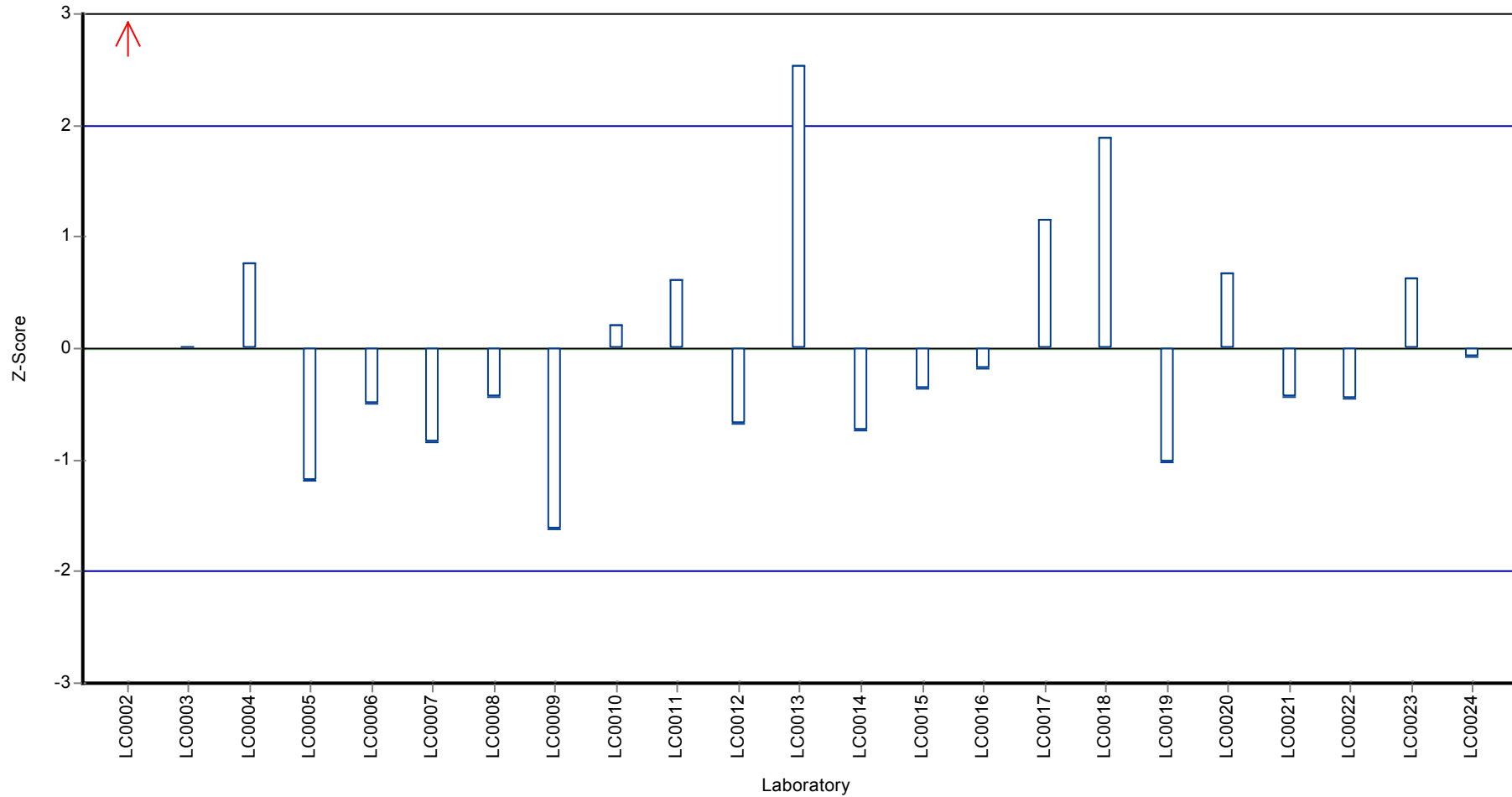
Recovery rate



Parameter oriented report Volatile halogenated hydrocarbons (VOC), BTEX and MTBE - CB01

Sample: CB01BCKW, Parameter: Trichloroethene

Z-score



Parameter oriented report Volatile halogenated hydrocarbons (VOC), BTEX and MTBE - CB01

Sample: CB01ACKW, Parameter: Trichloromethane

Parameter oriented report

CB01 A - VOC

Trichloromethane

Unit	µg/l
Mean ± CI (99%)	9.95 ± 0.664
Minimum - Maximum	8.32 - 12.5
Control test value ± U	9.81 ± 0.128

Labcode	Result	± U	Recovery [%]	z-score	Comments
LC0002	11.4	-	115	1.4	
LC0003	9.653	1.158	97	-0.28	
LC0004	10.01	2	101	0.06	
LC0005	11.5	2.3	116	1.49	
LC0006	9.27	0.5	93.2	-0.65	
LC0007	10.2	1.68	103	0.24	
LC0008	8.32	0.198	83.6	-1.57	
LC0009	9.86	2.465	99.1	-0.09	
LC0010	9.83	1.71	98.8	-0.12	
LC0011	11.07	2.21	111	1.08	
LC0012	8.6	0.8	86.4	-1.3	
LC0013	10.11	1.5	102	0.15	
LC0014	12.5	1.4	126	2.46	
LC0015	8.7	2.349	87.4	-1.2	
LC0016	9.69	1.75	97.4	-0.25	
LC0017	8.89	2.67	89.4	-1.02	
LC0018	13.1	3.2	132	3.03	H
LC0019	9.53	2.86	95.8	-0.4	
LC0020	9.35	1	94	-0.58	
LC0021	8.92	1.34	89.7	-0.99	
LC0022	10.5	1.575	106	0.53	
LC0023	10.4	2.1	105	0.43	
LC0024	10.58	3.18	106	0.61	

Characteristics of parameter

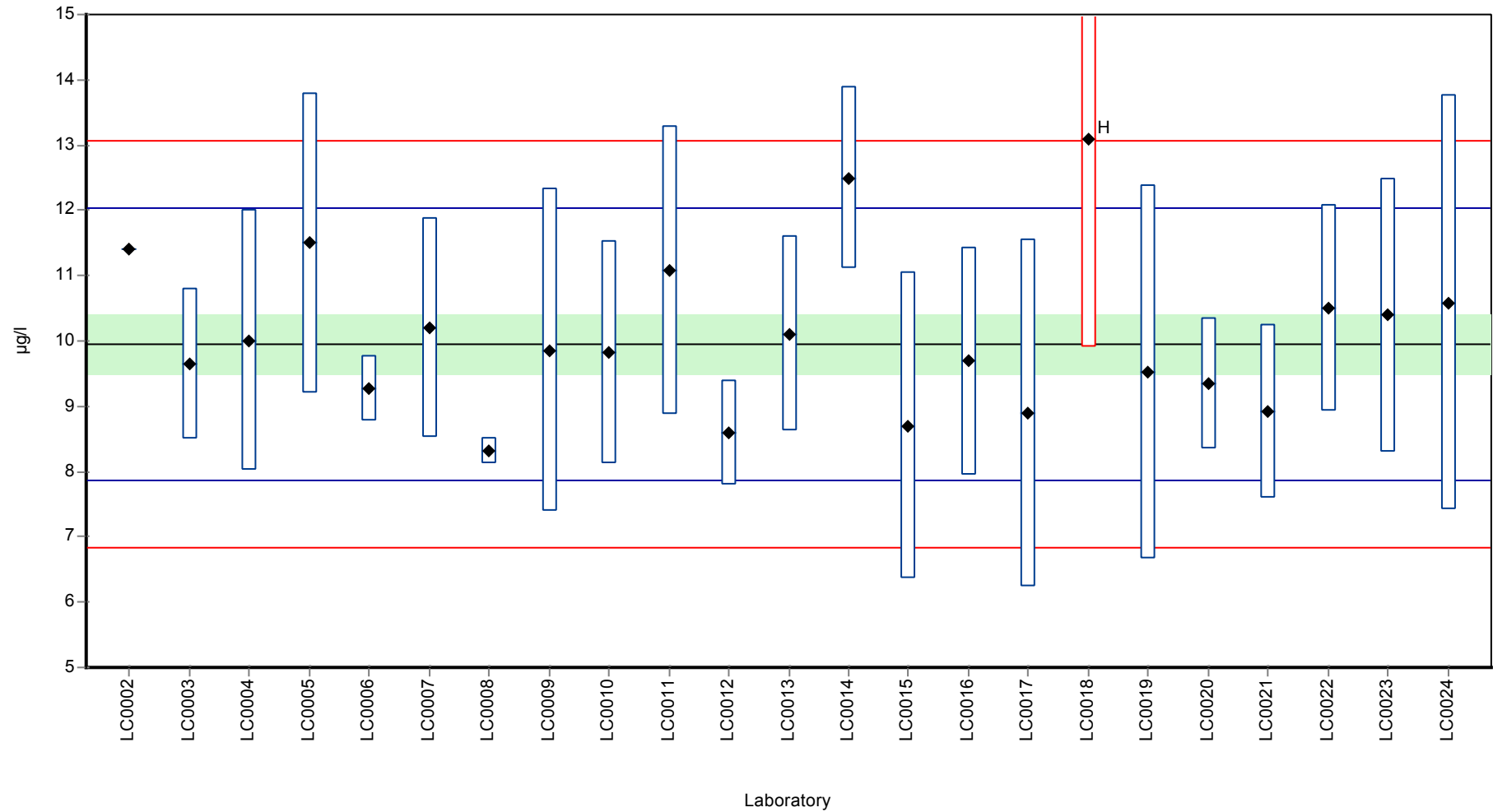
	all results	without outliers	Unit
Mean ± CI (99%)	10.1 ± 0.756	9.95 ± 0.664	µg/l
Minimum	8.32	8.32	µg/l
Maximum	13.1	12.5	µg/l
Standard deviation	1.21	1.04	µg/l
rel. Standard deviation	12	10.4	%
n	23	22	-

Parameter oriented report Volatile halogenated hydrocarbons (VOC), BTEX and MTBE - CB01

Sample: CB01ACKW, Parameter: Trichloromethane

Graphical presentation of results

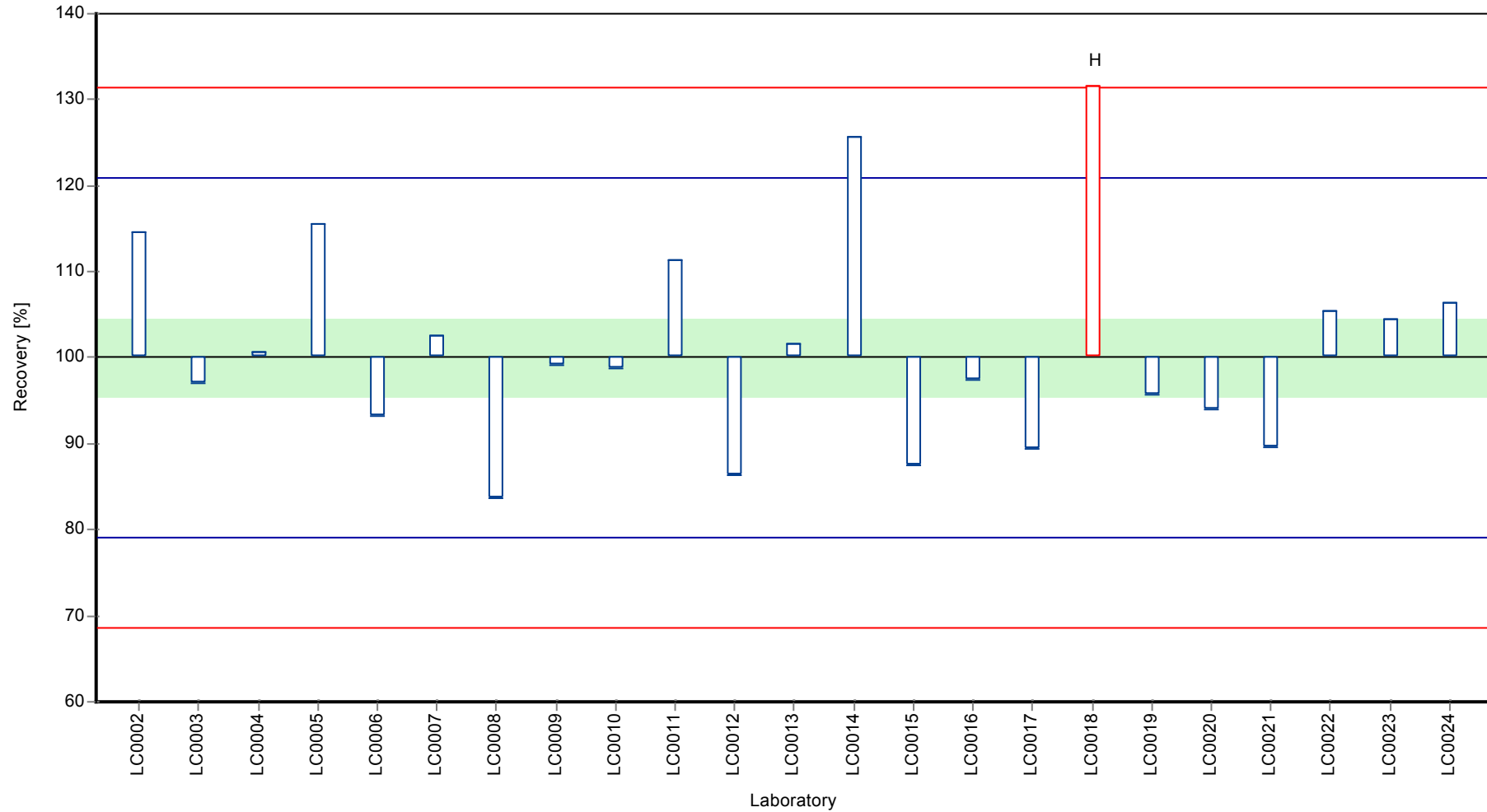
Results



Parameter oriented report Volatile halogenated hydrocarbons (VOC), BTEX and MTBE - CB01

Sample: CB01ACKW, Parameter: Trichloromethane

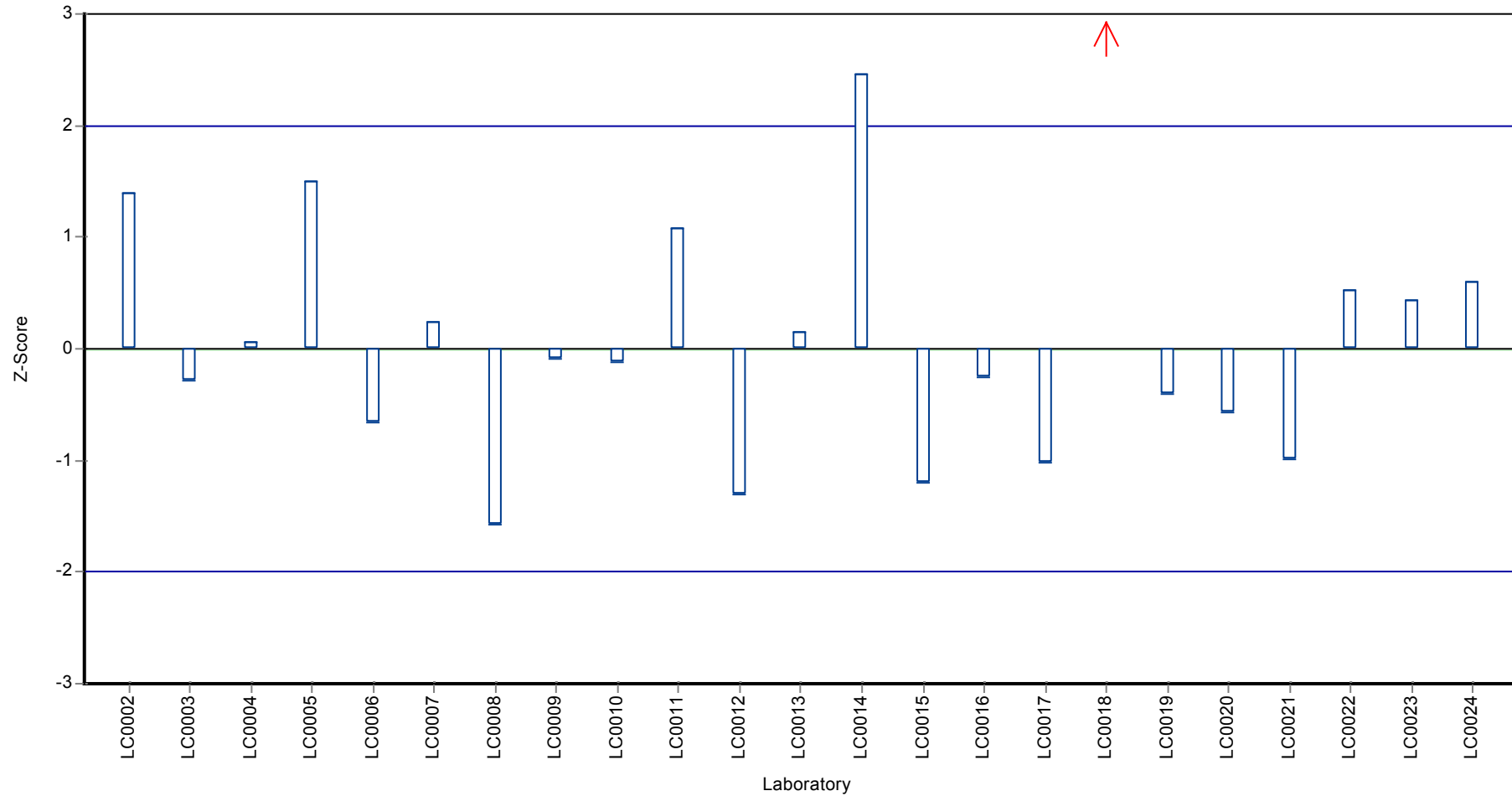
Recovery rate



Parameter oriented report Volatile halogenated hydrocarbons (VOC), BTEX and MTBE - CB01

Sample: CB01ACKW, Parameter: Trichloromethane

Z-score



Parameter oriented report Volatile halogenated hydrocarbons (VOC), BTEX and MTBE - CB01

Sample: CB01BCKW, Parameter: Trichloromethane

Parameter oriented report

CB01 B - VOC

Trichloromethane

Unit	µg/l
Mean ± CI (99%)	1.04 ± 0.072
Minimum - Maximum	0.84 - 1.26
Control test value ± U	1.20 ± 0.105

Labcode	Result	± U	Recovery [%]	z-score	Comments
LC0002	1.1	-	106	0.58	
LC0003	0.997	0.12	96.2	-0.35	
LC0004	1.09	0.22	105	0.49	
LC0005	1.4	0.3	135	3.31	H
LC0006	0.97	0.1	93.6	-0.6	
LC0007	1.09	0.18	105	0.49	
LC0008	0.847	0.066	81.8	-1.72	
LC0009	1.1	0.275	106	0.58	
LC0010	1.95	0.311	188	8.32	H
LC0011	1.26	0.25	122	2.04	
LC0012	0.86	0.1	83	-1.6	
LC0013	1.16	0.17	112	1.13	
LC0014	1.04	0.09	100	0.04	
LC0015	1.02	0.275	98.5	-0.14	
LC0016	0.84	0.16	81.1	-1.78	
LC0017	1.02	0.307	98.5	-0.14	
LC0018	1.16	0.35	112	1.13	
LC0019	1.03	0.31	99.4	-0.05	
LC0020	1.14	0.1	110	0.95	
LC0021	0.92	0.14	88.8	-1.05	
LC0022	1.01	0.1515	97.5	-0.24	
LC0023	1.12	0.22	108	0.77	
LC0024	0.98	0.3	94.6	-0.51	

Characteristics of parameter

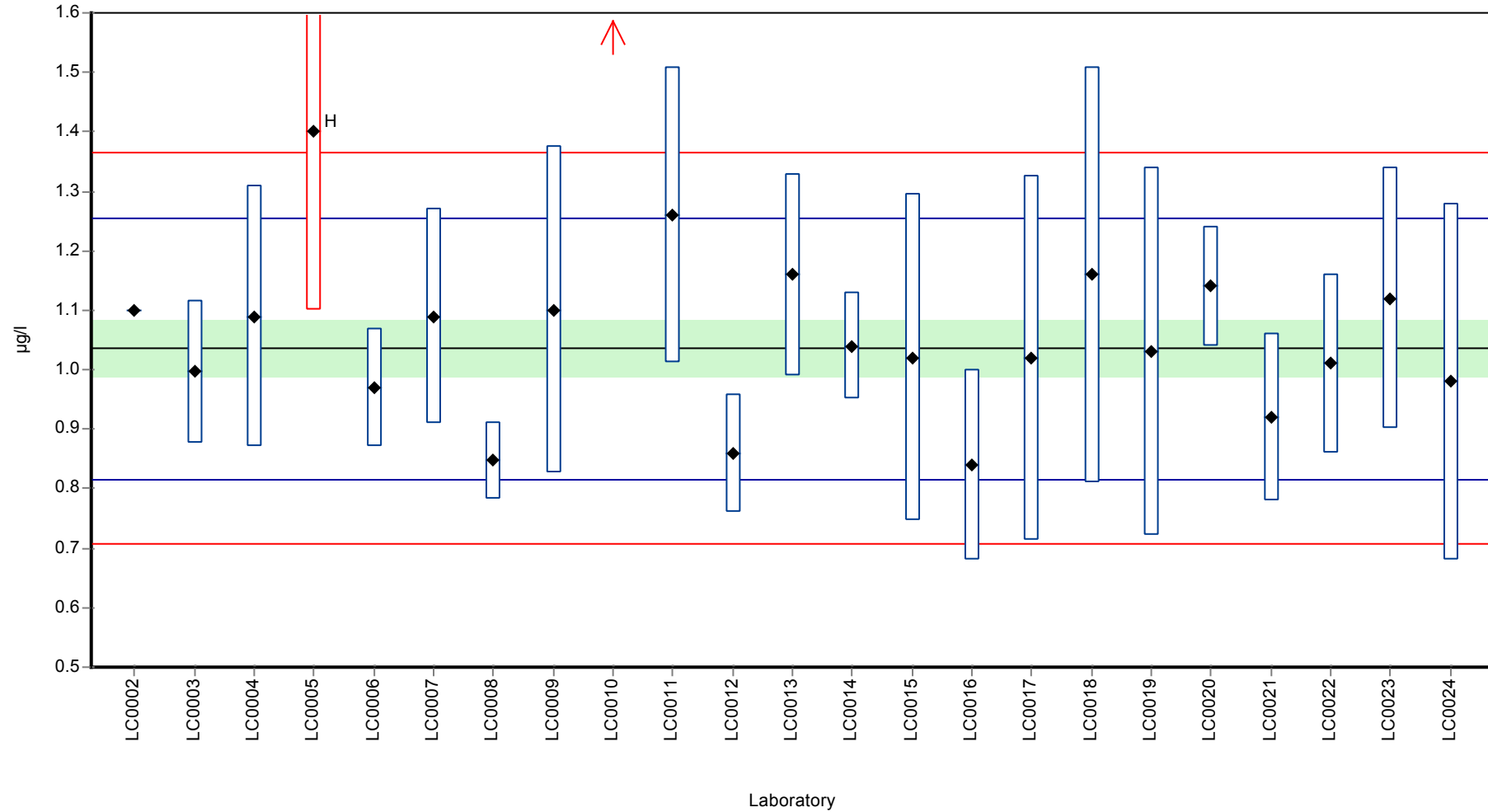
	all results	without outliers	Unit
Mean ± CI (99%)	1.09 ± 0.142	1.04 ± 0.072	µg/l
Minimum	0.84	0.84	µg/l
Maximum	1.95	1.26	µg/l
Standard deviation	0.228	0.11	µg/l
rel. Standard deviation	20.8	10.6	%
n	23	21	-

Parameter oriented report Volatile halogenated hydrocarbons (VOC), BTEX and MTBE - CB01

Sample: CB01BCKW, Parameter: Trichloromethane

Graphical presentation of results

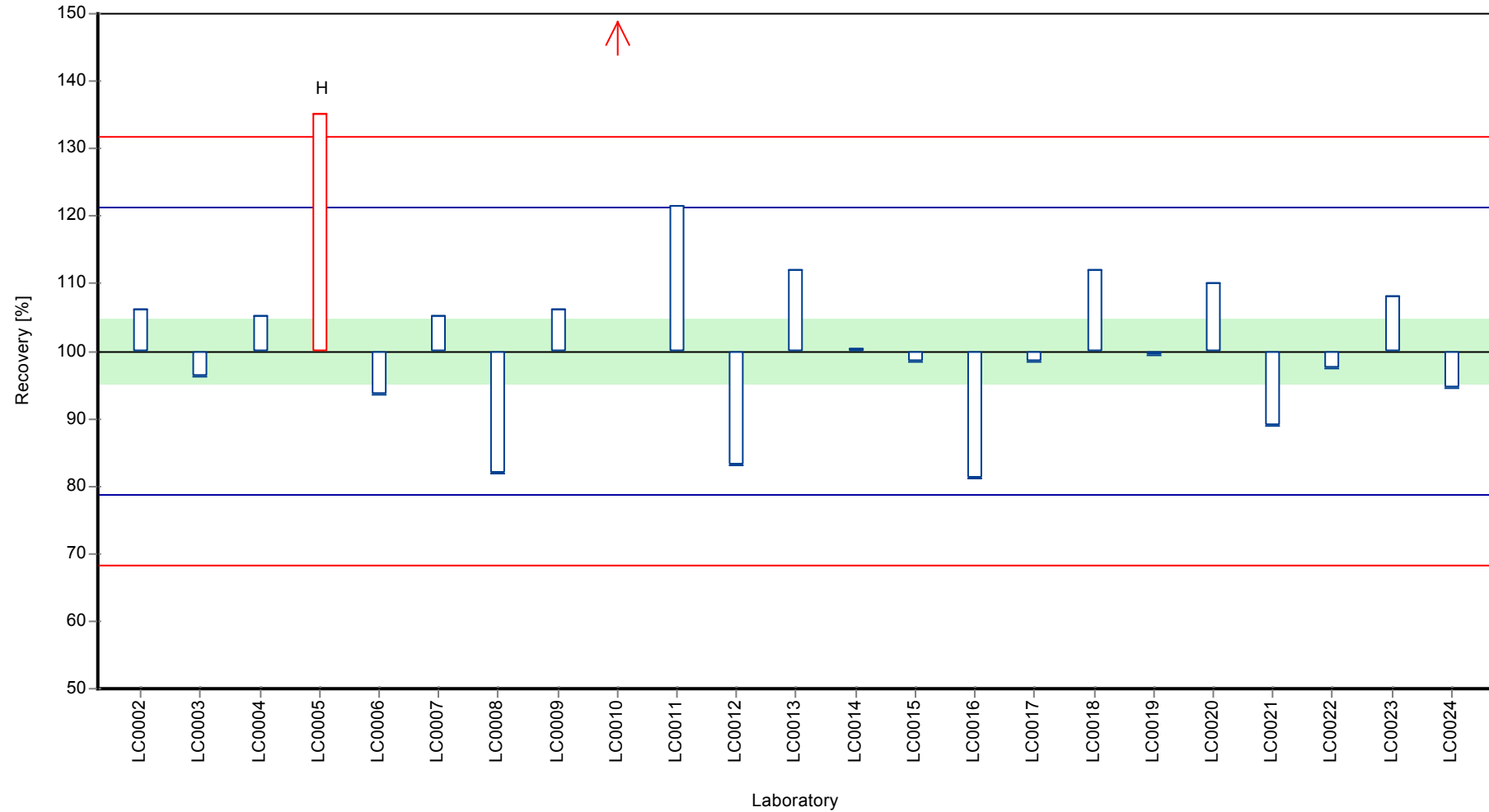
Results



Parameter oriented report Volatile halogenated hydrocarbons (VOC), BTEX and MTBE - CB01

Sample: CB01BCKW, Parameter: Trichloromethane

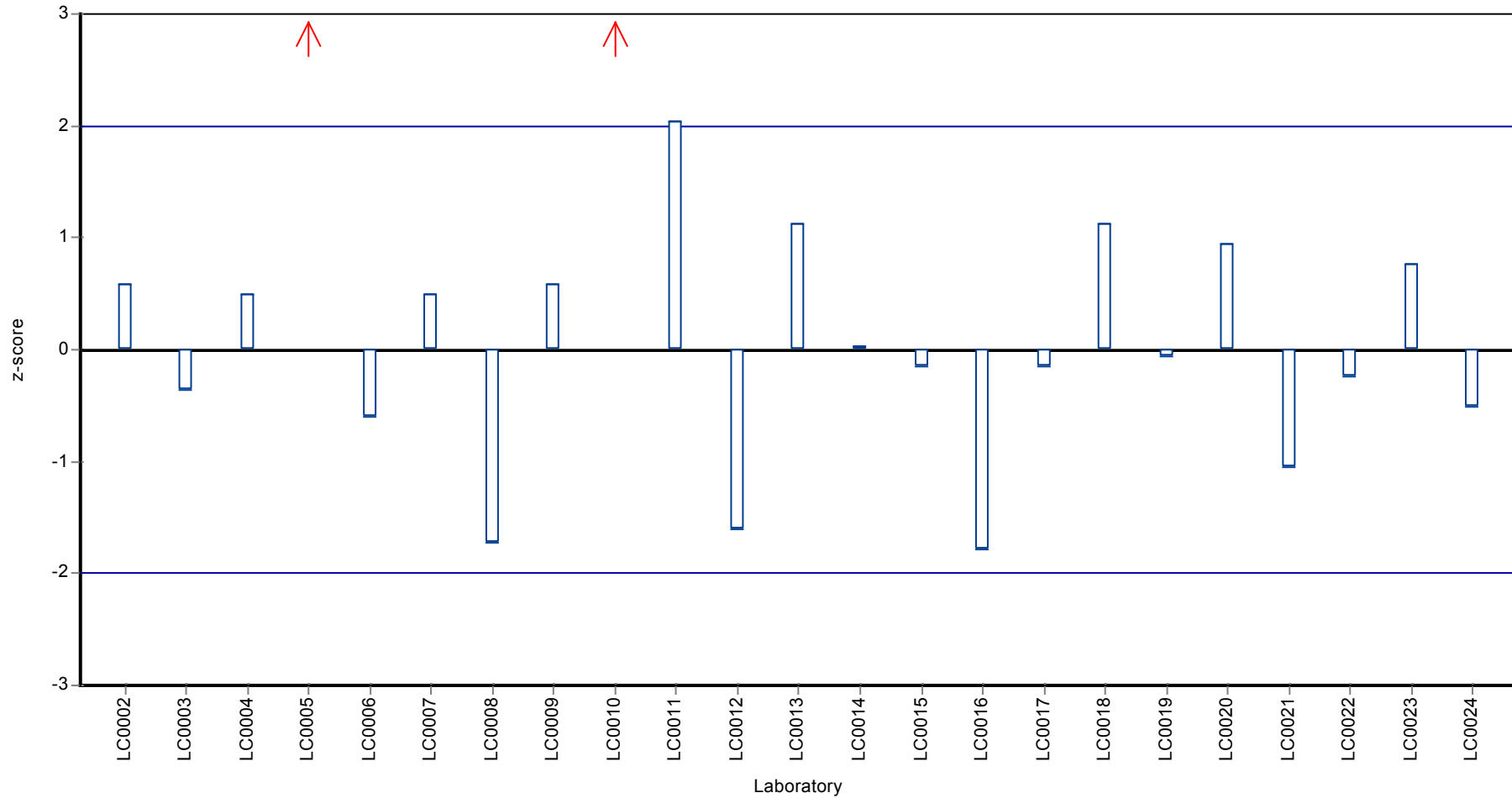
Recovery rate



Parameter oriented report Volatile halogenated hydrocarbons (VOC), BTEX and MTBE - CB01

Sample: CB01BCKW, Parameter: Trichloromethane

Z-score



8 Laboratory oriented report

The laboratory oriented report is sorted by laboratory code.

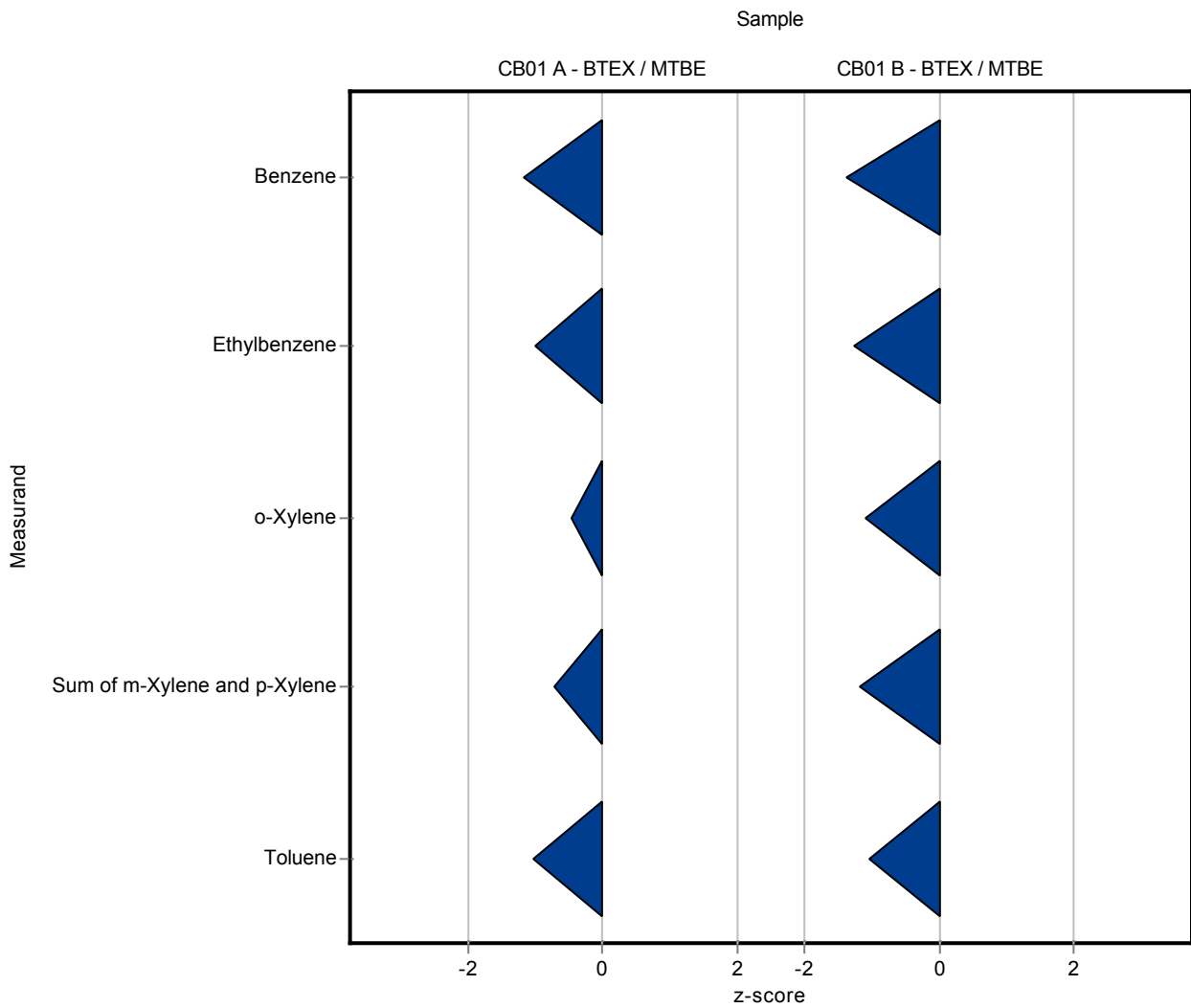
The following results were achieved:

Sample: CB01ABTX

Parameter	Unit	Target ± CI(99%)	Result	± U	Criteria	Recovery	z-score
Benzene	µg/l	0.58 ± 0.0519	0.5	0.05	0.0692	86.2	-1.16
Ethylbenzene	µg/l	0.442 ± 0.0383	0.39	0.05	0.051	88.3	-1.01
o-Xylene	µg/l	4.41 ± 0.513	4.1	0.19	0.684	93	-0.45
Sum of m-Xylene and p-Xylene	µg/l	5.69 ± 0.719	5	0.39	0.959	87.8	-0.72
Toluene	µg/l	0.85 ± 0.0889	0.72	0.14	0.126	84.7	-1.03
Methyl-tert-butyl-ether	µg/l	3.25 ± 0.361	-	-	0.434	-	-

Sample: CB01BBTX

Parameter	Unit	Target ± CI(99%)	Result	± U	Criteria	Recovery	z-score
Benzene	µg/l	2.07 ± 0.241	1.6	0.25	0.341	77.4	-1.37
Ethylbenzene	µg/l	1.45 ± 0.201	1.1	0.08	0.276	75.8	-1.27
o-Xylene	µg/l	3.03 ± 0.363	2.5	0.14	0.484	82.4	-1.1
Sum of m-Xylene and p-Xylene	µg/l	8.55 ± 1.04	6.9	0.45	1.38	80.7	-1.19
Toluene	µg/l	5.33 ± 0.512	4.6	0.34	0.704	86.3	-1.03
Methyl-tert-butyl-ether	µg/l	0.882 ± 0.103	-	-	0.124	-	-



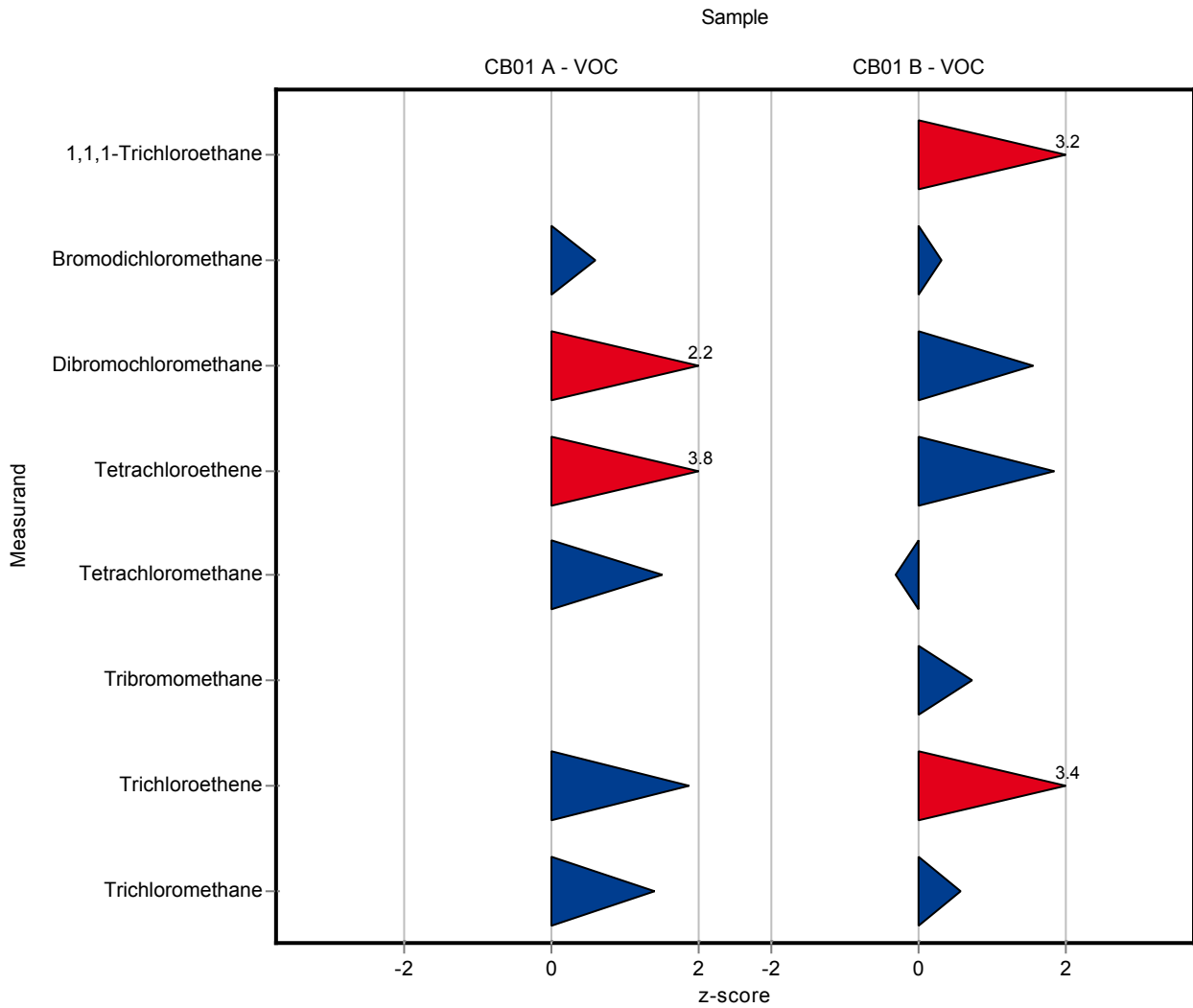
The following results were achieved:

Sample: CB01ACKW

Parameter	Unit	Target	± CI(99%)	Result	± U	Criteria	Recovery	z-score
1,1,1-Trichloroethane	µg/l	-	± -	<0.1 (LOD)	-	-	-	-
1,1-Dichloroethene	µg/l	-	± -	-	-	-	-	-
1,2-Dichloroethane	µg/l	12.7	± 0.888	-	-	1.32	-	-
Bromodichloromethane	µg/l	2.26	± 0.141	2.4	-	0.221	106	0.61
cis-1,2-Dichloroethene	µg/l	0.833	± 0.063	-	-	0.0962	-	-
Dibromochloromethane	µg/l	1.1	± 0.0847	1.4	-	0.135	127	2.2
Dichloromethane	µg/l	1.89	± 0.147	-	-	0.213	-	-
Tetrachloroethene	µg/l	3.94	± 0.494	6.9	-	0.773	175	3.83
Tetrachloromethane	µg/l	1.19	± 0.127	1.5	-	0.204	126	1.52
trans-1,2-Dichloroethene	µg/l	0.852	± 0.112	-	-	0.171	-	-
Tribromomethane	µg/l	-	± -	<0.2 (LOD)	-	-	-	-
Trichloroethene	µg/l	0.652	± 0.0506	0.8	-	0.0791	123	1.88
Trichloromethane	µg/l	9.95	± 0.664	11.4	-	1.04	115	1.4

Sample: CB01BCKW

Parameter	Unit	Target	± CI(99%)	Result	± U	Criteria	Recovery	z-score
1,1,1-Trichloroethane	µg/l	7.27	± 0.671	10.6	-	1.05	146	3.17
1,1-Dichloroethene	µg/l	9.06	± 1.3	-	-	1.9	-	-
1,2-Dichloroethane	µg/l	3.11	± 0.227	-	-	0.322	-	-
Bromodichloromethane	µg/l	7.33	± 0.346	7.5	-	0.515	102	0.32
cis-1,2-Dichloroethene	µg/l	4.68	± 0.313	-	-	0.455	-	-
Dibromochloromethane	µg/l	8.15	± 0.698	9.9	-	1.12	121	1.57
Dichloromethane	µg/l	8.04	± 0.611	-	-	0.84	-	-
Tetrachloroethene	µg/l	11.3	± 1.38	15.4	-	2.21	136	1.85
Tetrachloromethane	µg/l	16.1	± 2.37	14.9	-	3.78	92.7	-0.31
trans-1,2-Dichloroethene	µg/l	3.72	± 0.446	-	-	0.665	-	-
Tribromomethane	µg/l	3.43	± 0.245	3.7	-	0.374	108	0.73
Trichloroethene	µg/l	3.9	± 0.324	5.6	-	0.507	144	3.35
Trichloromethane	µg/l	1.04	± 0.072	1.1	-	0.11	106	0.58



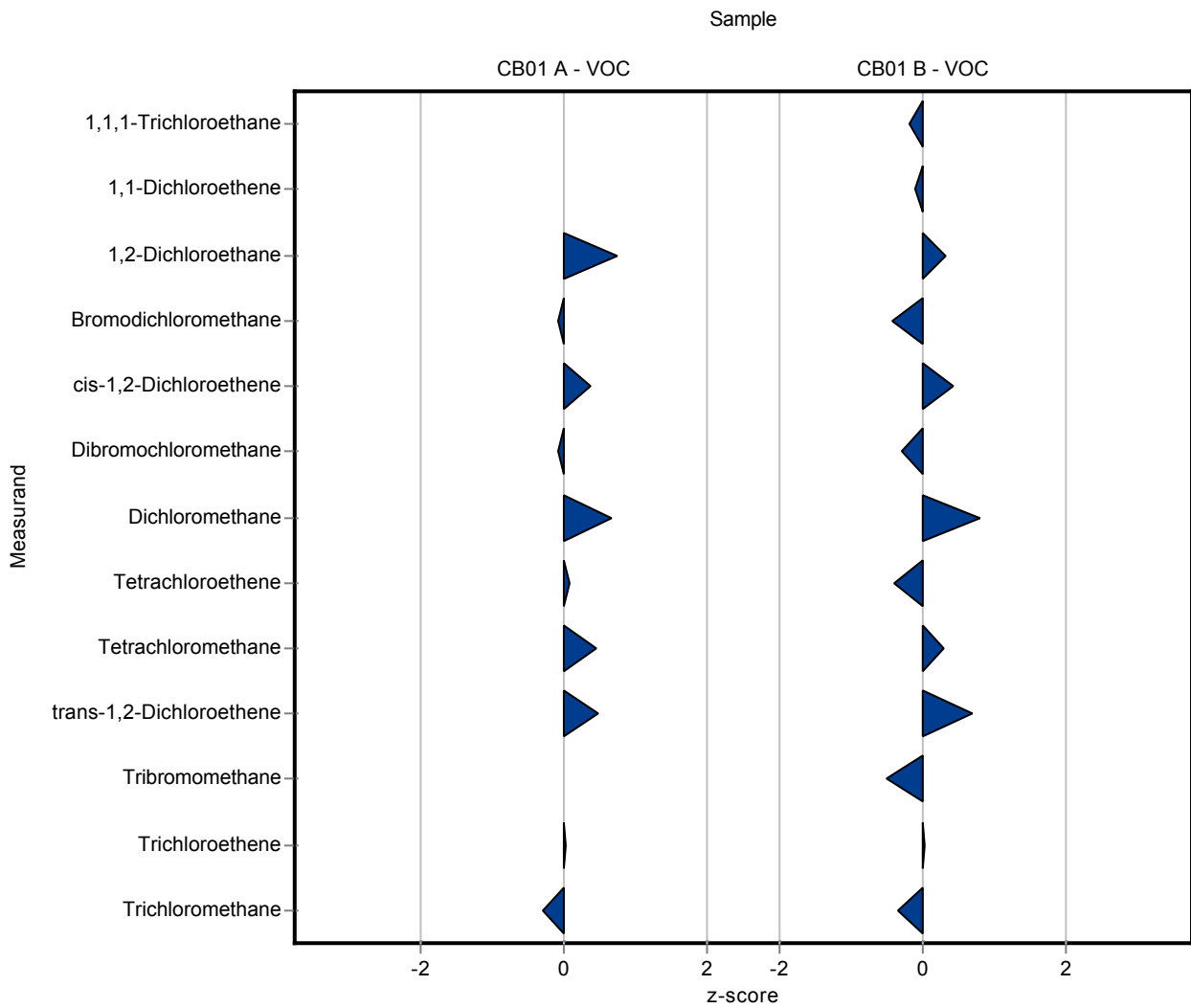
The following results were achieved:

Sample: CB01ACKW

Parameter	Unit	Target	± CI(99%)	Result	± U	Criteria	Recovery	z-score
1,1,1-Trichloroethane	µg/l	-	± -	<0.01 (LOQ)	-	-	-	-
1,1-Dichloroethene	µg/l	-	± -	<0.1 (LOQ)	-	-	-	-
1,2-Dichloroethane	µg/l	12.7	± 0.888	13.65	1.64	1.32	108	0.74
Bromodichloromethane	µg/l	2.26	± 0.141	2.245	0.269	0.221	99.1	-0.09
cis-1,2-Dichloroethene	µg/l	0.833	± 0.063	0.868	0.104	0.0962	104	0.36
Dibromochloromethane	µg/l	1.1	± 0.0847	1.09	0.131	0.135	98.9	-0.09
Dichloromethane	µg/l	1.89	± 0.147	2.033	0.244	0.213	108	0.67
Tetrachloroethene	µg/l	3.94	± 0.494	3.999	0.48	0.773	101	0.07
Tetrachloromethane	µg/l	1.19	± 0.127	1.284	0.154	0.204	108	0.46
trans-1,2-Dichloroethene	µg/l	0.852	± 0.112	0.932	0.112	0.171	109	0.47
Tribromomethane	µg/l	-	± -	<0.1 (LOQ)	-	-	-	-
Trichloroethene	µg/l	0.652	± 0.0506	0.654	0.079	0.0791	100	0.03
Trichloromethane	µg/l	9.95	± 0.664	9.653	1.158	1.04	97	-0.28

Sample: CB01BCKW

Parameter	Unit	Target	± CI(99%)	Result	± U	Criteria	Recovery	z-score
1,1,1-Trichloroethane	µg/l	7.27	± 0.671	7.089	0.851	1.05	97.5	-0.17
1,1-Dichloroethene	µg/l	9.06	± 1.3	8.864	1.064	1.9	97.8	-0.1
1,2-Dichloroethane	µg/l	3.11	± 0.227	3.208	0.385	0.322	103	0.31
Bromodichloromethane	µg/l	7.33	± 0.346	7.111	0.853	0.515	97	-0.43
cis-1,2-Dichloroethene	µg/l	4.68	± 0.313	4.871	0.585	0.455	104	0.41
Dibromochloromethane	µg/l	8.15	± 0.698	7.821	0.939	1.12	96	-0.29
Dichloromethane	µg/l	8.04	± 0.611	8.697	1.044	0.84	108	0.79
Tetrachloroethene	µg/l	11.3	± 1.38	10.45	1.254	2.21	92.4	-0.39
Tetrachloromethane	µg/l	16.1	± 2.37	17.22	2.066	3.78	107	0.3
trans-1,2-Dichloroethene	µg/l	3.72	± 0.446	4.169	0.5	0.665	112	0.68
Tribromomethane	µg/l	3.43	± 0.245	3.236	0.388	0.374	94.4	-0.51
Trichloroethene	µg/l	3.9	± 0.324	3.91	0.469	0.507	100	0.02
Trichloromethane	µg/l	1.04	± 0.072	0.997	0.12	0.11	96.2	-0.35



The following results were achieved:

Sample: CB01ABTX

Parameter	Unit	Target ± CI(99%)	Result	± U	Criteria	Recovery	z-score
Benzene	µg/l	0.58 ± 0.0519	0.57	0.11	0.0692	98.2	-0.15
Ethylbenzene	µg/l	0.442 ± 0.0383	0.49	0.1	0.051	111	0.95
o-Xylene	µg/l	4.41 ± 0.513	4.82	0.96	0.684	109	0.6
Sum of m-Xylene and p-Xylene	µg/l	5.69 ± 0.719	6.53	1.31	0.959	115	0.87
Toluene	µg/l	0.85 ± 0.0889	0.9	0.18	0.126	106	0.4
Methyl-tert-butyl-ether	µg/l	3.25 ± 0.361	3.64	0.73	0.434	112	0.89

Sample: CB01ACKW

Parameter	Unit	Target ± CI(99%)	Result	± U	Criteria	Recovery	z-score
1,1,1-Trichloroethane	µg/l	- ± -	<0.06 (LOD)	-	-	-	-
1,1-Dichloroethene	µg/l	- ± -	<0.04 (LOD)	-	-	-	-
1,2-Dichloroethane	µg/l	12.7 ± 0.888	11.85	2.37	1.32	93.5	-0.62
Bromodichloromethane	µg/l	2.26 ± 0.141	2.35	0.47	0.221	104	0.39
cis-1,2-Dichloroethene	µg/l	0.833 ± 0.063	0.86	0.17	0.0962	103	0.28
Dibromochloromethane	µg/l	1.1 ± 0.0847	1.19	0.24	0.135	108	0.65
Dichloromethane	µg/l	1.89 ± 0.147	1.69	0.34	0.213	89.4	-0.94
Tetrachloroethene	µg/l	3.94 ± 0.494	4.52	0.9	0.773	115	0.75
Tetrachloromethane	µg/l	1.19 ± 0.127	1.51	0.3	0.204	127	1.57
trans-1,2-Dichloroethene	µg/l	0.852 ± 0.112	0.81	0.16	0.171	95.1	-0.25
Tribromomethane	µg/l	- ± -	<0.07 (LOQ)	-	-	-	-
Trichloroethene	µg/l	0.652 ± 0.0506	0.73	0.15	0.0791	112	0.99
Trichloromethane	µg/l	9.95 ± 0.664	10.01	2	1.04	101	0.06

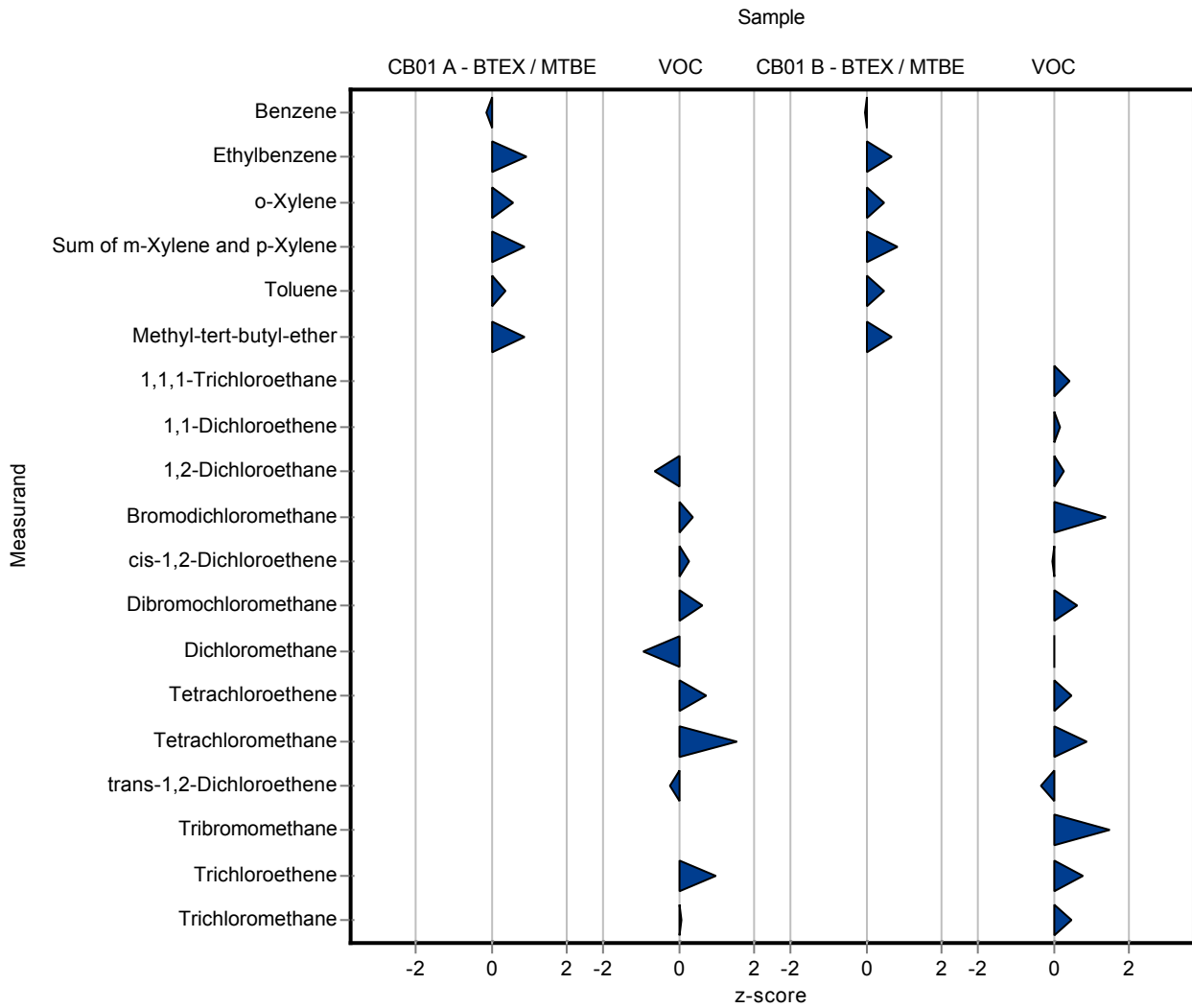
Sample: CB01BBTX

Parameter	Unit	Target ± CI(99%)	Result	± U	Criteria	Recovery	z-score
Benzene	µg/l	2.07 ± 0.241	2.05	0.41	0.341	99.2	-0.05
Ethylbenzene	µg/l	1.45 ± 0.201	1.64	0.33	0.276	113	0.69
o-Xylene	µg/l	3.03 ± 0.363	3.28	0.66	0.484	108	0.51
Sum of m-Xylene and p-Xylene	µg/l	8.55 ± 1.04	9.7	1.94	1.38	113	0.83
Toluene	µg/l	5.33 ± 0.512	5.66	1.13	0.704	106	0.47
Methyl-tert-butyl-ether	µg/l	0.882 ± 0.103	0.97	0.19	0.124	110	0.71

Sample: CB01BCKW

Parameter	Unit	Target ± CI(99%)	Result	± U	Criteria	Recovery	z-score
1,1,1-Trichloroethane	µg/l	7.27 ± 0.671	7.72	1.54	1.05	106	0.43

Parameter	Unit	Target	± CI(99%)	Result	± U	Criteria	Recovery	z-score
1,1-Dichloroethene	µg/l	9.06	± 1.3	9.43	1.89	1.9	104	0.19
1,2-Dichloroethane	µg/l	3.11	± 0.227	3.19	0.64	0.322	103	0.26
Bromodichloromethane	µg/l	7.33	± 0.346	8.07	1.61	0.515	110	1.43
cis-1,2-Dichloroethene	µg/l	4.68	± 0.313	4.67	0.93	0.455	99.7	-0.03
Dibromochloromethane	µg/l	8.15	± 0.698	8.89	1.78	1.12	109	0.66
Dichloromethane	µg/l	8.04	± 0.611	8.04	1.61	0.84	100	0.00
Tetrachloroethene	µg/l	11.3	± 1.38	12.34	2.47	2.21	109	0.46
Tetrachloromethane	µg/l	16.1	± 2.37	19.43	3.89	3.78	121	0.89
trans-1,2-Dichloroethene	µg/l	3.72	± 0.446	3.5	0.7	0.665	94.2	-0.33
Tribromomethane	µg/l	3.43	± 0.245	3.99	0.8	0.374	116	1.51
Trichloroethene	µg/l	3.9	± 0.324	4.29	0.86	0.507	110	0.77
Trichloromethane	µg/l	1.04	± 0.072	1.09	0.22	0.11	105	0.49



The following results were achieved:

Sample: CB01ABTX

Parameter	Unit	Target ± CI(99%)	Result	± U	Criteria	Recovery	z-score
Benzene	µg/l	0.58 ± 0.0519	0.6	0.2	0.0692	103	0.29
Ethylbenzene	µg/l	0.442 ± 0.0383	0.45	0.1	0.051	102	0.17
o-Xylene	µg/l	4.41 ± 0.513	5.4	1.1	0.684	122	1.45
Sum of m-Xylene and p-Xylene	µg/l	5.69 ± 0.719	6.5	1.3	0.959	114	0.84
Toluene	µg/l	0.85 ± 0.0889	0.9	0.2	0.126	106	0.4
Methyl-tert-butyl-ether	µg/l	3.25 ± 0.361	4.1	0.9	0.434	126	1.95

Sample: CB01ACKW

Parameter	Unit	Target ± CI(99%)	Result	± U	Criteria	Recovery	z-score
1,1,1-Trichloroethane	µg/l	- ± -	<0.1 (LOQ)	-	-	-	-
1,1-Dichloroethene	µg/l	- ± -	<0.1 (LOQ)	-	-	-	-
1,2-Dichloroethane	µg/l	12.7 ± 0.888	15.2	3.1	1.32	120	1.91
Bromodichloromethane	µg/l	2.26 ± 0.141	3	0.6	0.221	132	3.33
cis-1,2-Dichloroethene	µg/l	0.833 ± 0.063	0.85	0.17	0.0962	102	0.17
Dibromochloromethane	µg/l	1.1 ± 0.0847	1.4	0.3	0.135	127	2.2
Dichloromethane	µg/l	1.89 ± 0.147	2.4	0.5	0.213	127	2.39
Tetrachloroethene	µg/l	3.94 ± 0.494	5.4	1.1	0.773	137	1.89
Tetrachloromethane	µg/l	1.19 ± 0.127	1.5	0.3	0.204	126	1.52
trans-1,2-Dichloroethene	µg/l	0.852 ± 0.112	1.2	0.3	0.171	141	2.04
Tribromomethane	µg/l	- ± -	<0.1 (LOQ)	-	-	-	-
Trichloroethene	µg/l	0.652 ± 0.0506	0.6	0.12	0.0791	92.1	-0.65
Trichloromethane	µg/l	9.95 ± 0.664	11.5	2.3	1.04	116	1.49

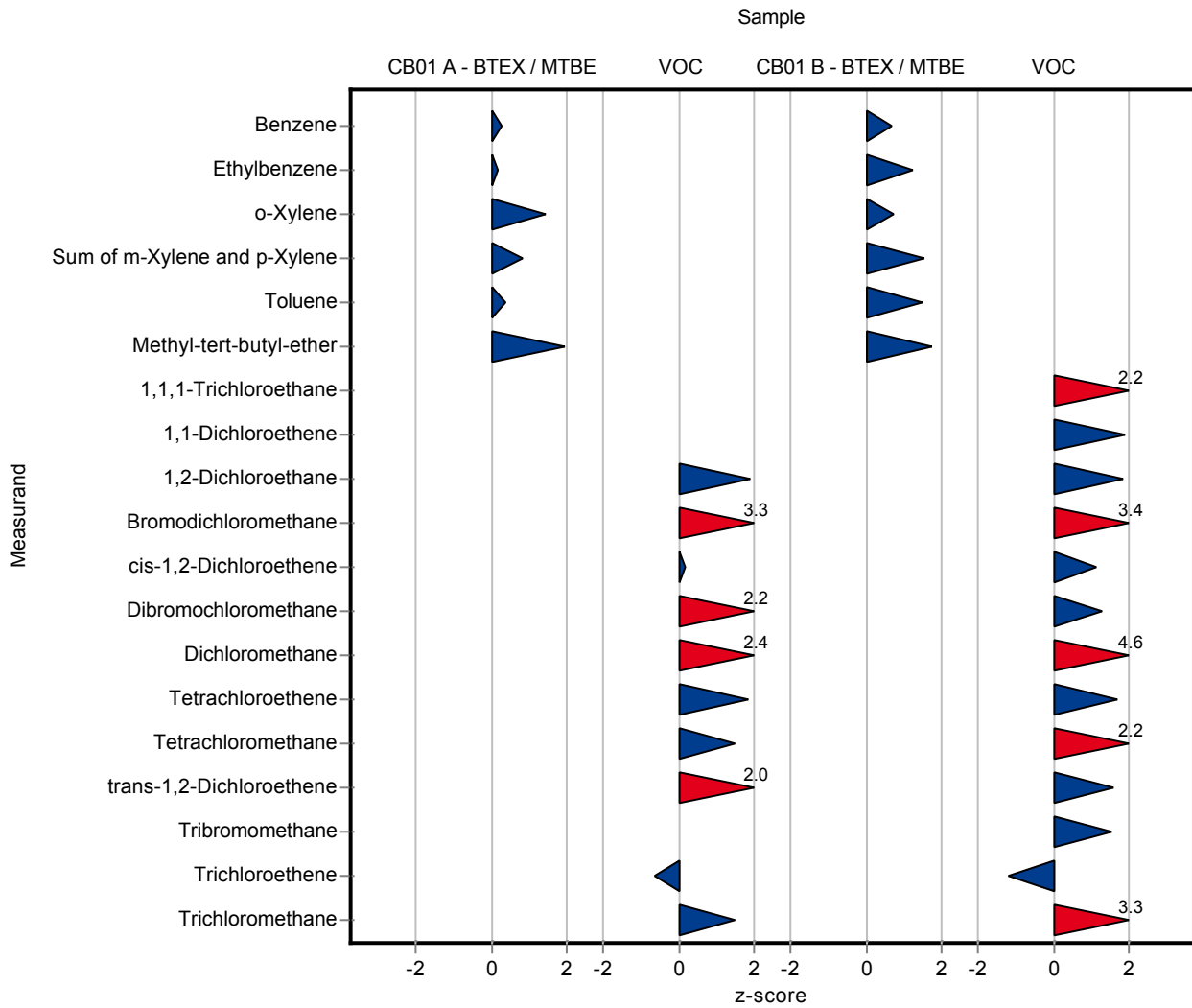
Sample: CB01BBTX

Parameter	Unit	Target ± CI(99%)	Result	± U	Criteria	Recovery	z-score
Benzene	µg/l	2.07 ± 0.241	2.3	0.5	0.341	111	0.68
Ethylbenzene	µg/l	1.45 ± 0.201	1.8	0.4	0.276	124	1.27
o-Xylene	µg/l	3.03 ± 0.363	3.4	0.7	0.484	112	0.76
Sum of m-Xylene and p-Xylene	µg/l	8.55 ± 1.04	10.7	2.2	1.38	125	1.56
Toluene	µg/l	5.33 ± 0.512	6.4	1.3	0.704	120	1.52
Methyl-tert-butyl-ether	µg/l	0.882 ± 0.103	1.1	0.3	0.124	125	1.76

Sample: CB01BCKW

Parameter	Unit	Target ± CI(99%)	Result	± U	Criteria	Recovery	z-score
1,1,1-Trichloroethane	µg/l	7.27 ± 0.671	9.6	2	1.05	132	2.22

Parameter	Unit	Target	± CI(99%)	Result	± U	Criteria	Recovery	z-score
1,1-Dichloroethene	µg/l	9.06	± 1.3	12.7	2.6	1.9	140	1.92
1,2-Dichloroethane	µg/l	3.11	± 0.227	3.7	0.8	0.322	119	1.84
Bromodichloromethane	µg/l	7.33	± 0.346	9.1	2	0.515	124	3.43
cis-1,2-Dichloroethene	µg/l	4.68	± 0.313	5.2	1.1	0.455	111	1.14
Dibromochloromethane	µg/l	8.15	± 0.698	9.6	2	1.12	118	1.3
Dichloromethane	µg/l	8.04	± 0.611	11.9	2.4	0.84	148	4.6
Tetrachloroethene	µg/l	11.3	± 1.38	15.1	3.1	2.21	133	1.71
Tetrachloromethane	µg/l	16.1	± 2.37	24.2	4.9	3.78	151	2.15
trans-1,2-Dichloroethene	µg/l	3.72	± 0.446	4.8	1	0.665	129	1.63
Tribromomethane	µg/l	3.43	± 0.245	4	0.8	0.374	117	1.53
Trichloroethene	µg/l	3.9	± 0.324	3.3	0.7	0.507	84.6	-1.18
Trichloromethane	µg/l	1.04	± 0.072	1.4	0.3	0.11	135	3.31



The following results were achieved:

Sample: CB01ABTX

Parameter	Unit	Target ± CI(99%)	Result	± U	Criteria	Recovery	z-score
Benzene	µg/l	0.58 ± 0.0519	-	-	0.0692	-	-
Ethylbenzene	µg/l	0.442 ± 0.0383	0.32	0.06	0.051	72.5	-2.38
o-Xylene	µg/l	4.41 ± 0.513	2.14	0.2	0.684	48.5	-3.32
Sum of m-Xylene and p-Xylene	µg/l	5.69 ± 0.719	3.48	0.4	0.959	61.1	-2.31
Toluene	µg/l	0.85 ± 0.0889	0.69	0.12	0.126	81.2	-1.27
Methyl-tert-butyl-ether	µg/l	3.25 ± 0.361	-	-	0.434	-	-

Sample: CB01ACKW

Parameter	Unit	Target ± CI(99%)	Result	± U	Criteria	Recovery	z-score
1,1,1-Trichloroethane	µg/l	- ± -	<0.1 (LOQ)	-	-	-	-
1,1-Dichloroethene	µg/l	- ± -	-	-	-	-	-
1,2-Dichloroethane	µg/l	12.7 ± 0.888	-	-	1.32	-	-
Bromodichloromethane	µg/l	2.26 ± 0.141	2.12	0.08	0.221	93.6	-0.66
cis-1,2-Dichloroethene	µg/l	0.833 ± 0.063	-	-	0.0962	-	-
Dibromochloromethane	µg/l	1.1 ± 0.0847	1.08	0.05	0.135	98	-0.16
Dichloromethane	µg/l	1.89 ± 0.147	-	-	0.213	-	-
Tetrachloroethene	µg/l	3.94 ± 0.494	2.35	0.26	0.773	59.6	-2.06
Tetrachloromethane	µg/l	1.19 ± 0.127	0.75	0.04	0.204	63	-2.16
trans-1,2-Dichloroethene	µg/l	0.852 ± 0.112	-	-	0.171	-	-
Tribromomethane	µg/l	- ± -	-	-	-	-	-
Trichloroethene	µg/l	0.652 ± 0.0506	0.5	0.02	0.0791	76.7	-1.92
Trichloromethane	µg/l	9.95 ± 0.664	9.27	0.5	1.04	93.2	-0.65

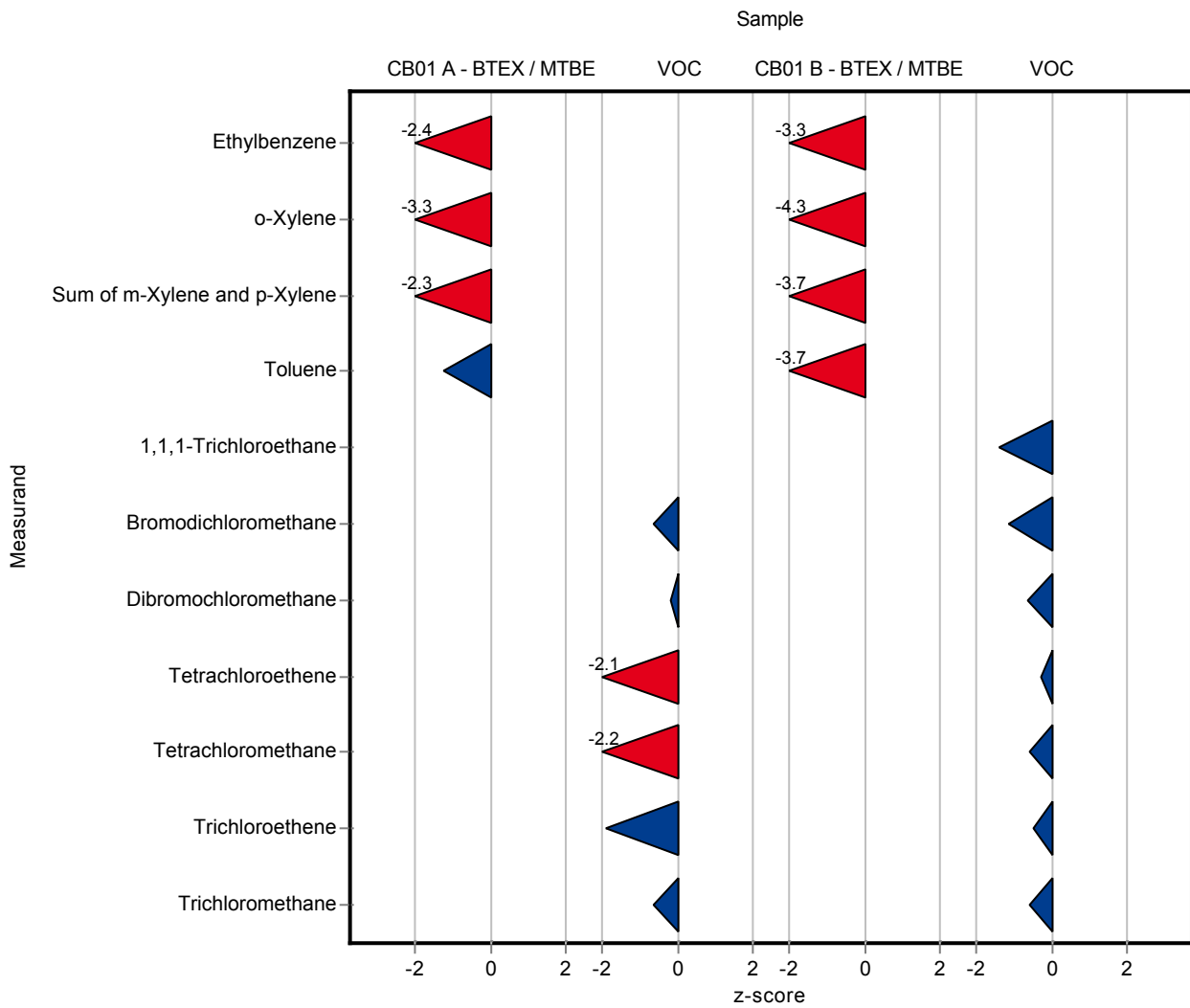
Sample: CB01BBTX

Parameter	Unit	Target ± CI(99%)	Result	± U	Criteria	Recovery	z-score
Benzene	µg/l	2.07 ± 0.241	-	-	0.341	-	-
Ethylbenzene	µg/l	1.45 ± 0.201	0.55	0.06	0.276	37.9	-3.26
o-Xylene	µg/l	3.03 ± 0.363	0.94	0.2	0.484	31	-4.33
Sum of m-Xylene and p-Xylene	µg/l	8.55 ± 1.04	3.44	0.4	1.38	40.2	-3.7
Toluene	µg/l	5.33 ± 0.512	2.71	0.12	0.704	50.9	-3.72
Methyl-tert-butyl-ether	µg/l	0.882 ± 0.103	-	-	0.124	-	-

Sample: CB01BCKW

Parameter	Unit	Target ± CI(99%)	Result	± U	Criteria	Recovery	z-score
1,1,1-Trichloroethane	µg/l	7.27 ± 0.671	5.81	0.7	1.05	79.9	-1.39

Parameter	Unit	Target	± CI(99%)	Result	± U	Criteria	Recovery	z-score
1,1-Dichloroethene	µg/l	9.06	± 1.3	-	-	1.9	-	-
1,2-Dichloroethane	µg/l	3.11	± 0.227	-	-	0.322	-	-
Bromodichloromethane	µg/l	7.33	± 0.346	6.75	0.62	0.515	92	-1.13
cis-1,2-Dichloroethene	µg/l	4.68	± 0.313	-	-	0.455	-	-
Dibromochloromethane	µg/l	8.15	± 0.698	7.46	0.54	1.12	91.5	-0.62
Dichloromethane	µg/l	8.04	± 0.611	-	-	0.84	-	-
Tetrachloroethene	µg/l	11.3	± 1.38	10.74	3.42	2.21	94.9	-0.26
Tetrachloromethane	µg/l	16.1	± 2.37	13.82	1.34	3.78	86	-0.59
trans-1,2-Dichloroethene	µg/l	3.72	± 0.446	-	-	0.665	-	-
Tribromomethane	µg/l	3.43	± 0.245	-	-	0.374	-	-
Trichloroethene	µg/l	3.9	± 0.324	3.65	0.56	0.507	93.6	-0.49
Trichloromethane	µg/l	1.04	± 0.072	0.97	0.1	0.11	93.6	-0.6



The following results were achieved:

Sample: CB01ABTX

Parameter	Unit	Target	± CI(99%)	Result	± U	Criteria	Recovery	z-score
Benzene	µg/l	0.58	± 0.0519	<0.5 (LOQ)	-	0.0692	-	-
Ethylbenzene	µg/l	0.442	± 0.0383	<0.5 (LOQ)	-	0.051	-	-
o-Xylene	µg/l	4.41	± 0.513	4.374	0.89	0.684	99.2	-0.05
Sum of m-Xylene and p-Xylene	µg/l	5.69	± 0.719	5.714	1.37	0.959	100	0.02
Toluene	µg/l	0.85	± 0.0889	0.982	0.2	0.126	116	1.05
Methyl-tert-butyl-ether	µg/l	3.25	± 0.361	3.37	0.71	0.434	104	0.27

Sample: CB01ACKW

Parameter	Unit	Target	± CI(99%)	Result	± U	Criteria	Recovery	z-score
1,1,1-Trichloroethane	µg/l	-	± -	<0.1 (LOQ)	-	-	-	-
1,1-Dichloroethene	µg/l	-	± -	<0.2 (LOQ)	-	-	-	-
1,2-Dichloroethane	µg/l	12.7	± 0.888	11.568	1.69	1.32	91.3	-0.83
Bromodichloromethane	µg/l	2.26	± 0.141	2.393	0.34	0.221	106	0.58
cis-1,2-Dichloroethene	µg/l	0.833	± 0.063	0.857	0.22	0.0962	103	0.24
Dibromochloromethane	µg/l	1.1	± 0.0847	1.182	0.2	0.135	107	0.59
Dichloromethane	µg/l	1.89	± 0.147	1.684	0.3	0.213	89.1	-0.97
Tetrachloroethene	µg/l	3.94	± 0.494	3.895	0.72	0.773	98.8	-0.06
Tetrachloromethane	µg/l	1.19	± 0.127	1.095	0.19	0.204	92	-0.47
trans-1,2-Dichloroethene	µg/l	0.852	± 0.112	0.855	0.25	0.171	100	0.02
Tribromomethane	µg/l	-	± -	<0.1 (LOQ)	-	-	-	-
Trichloroethene	µg/l	0.652	± 0.0506	0.636	0.12	0.0791	97.6	-0.2
Trichloromethane	µg/l	9.95	± 0.664	10.2	1.68	1.04	103	0.24

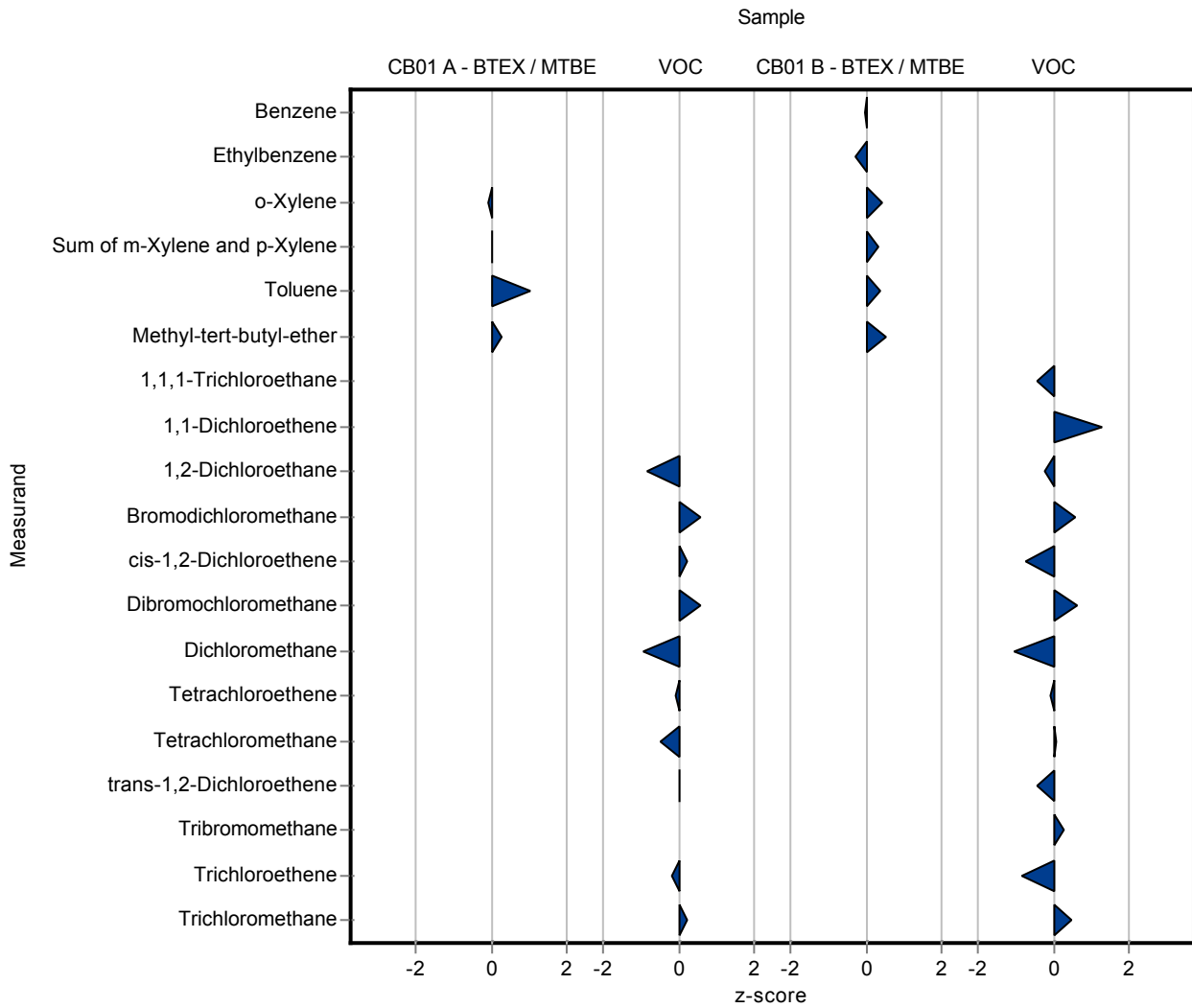
Sample: CB01BBTX

Parameter	Unit	Target	± CI(99%)	Result	± U	Criteria	Recovery	z-score
Benzene	µg/l	2.07	± 0.241	2.06	0.37	0.341	99.7	-0.02
Ethylbenzene	µg/l	1.45	± 0.201	1.374	0.26	0.276	94.7	-0.28
o-Xylene	µg/l	3.03	± 0.363	3.247	0.66	0.484	107	0.44
Sum of m-Xylene and p-Xylene	µg/l	8.55	± 1.04	9.016	2.16	1.38	105	0.34
Toluene	µg/l	5.33	± 0.512	5.599	1.15	0.704	105	0.38
Methyl-tert-butyl-ether	µg/l	0.882	± 0.103	0.951	0.2	0.124	108	0.55

Sample: CB01BCKW

Parameter	Unit	Target	± CI(99%)	Result	± U	Criteria	Recovery	z-score
1,1,1-Trichloroethane	µg/l	7.27	± 0.671	6.84	1.231	1.05	94.1	-0.41

Parameter	Unit	Target	± CI(99%)	Result	± U	Criteria	Recovery	z-score
1,1-Dichloroethene	µg/l	9.06	± 1.3	11.5	3.33	1.9	127	1.29
1,2-Dichloroethane	µg/l	3.11	± 0.227	3.029	0.44	0.322	97.5	-0.24
Bromodichloromethane	µg/l	7.33	± 0.346	7.65	1.1	0.515	104	0.61
cis-1,2-Dichloroethene	µg/l	4.68	± 0.313	4.352	1.1	0.455	92.9	-0.73
Dibromochloromethane	µg/l	8.15	± 0.698	8.87	1.48	1.12	109	0.65
Dichloromethane	µg/l	8.04	± 0.611	7.148	1.45	0.84	88.9	-1.06
Tetrachloroethene	µg/l	11.3	± 1.38	11.148	2.06	2.21	98.5	-0.08
Tetrachloromethane	µg/l	16.1	± 2.37	16.45	2.83	3.78	102	0.1
trans-1,2-Dichloroethene	µg/l	3.72	± 0.446	3.418	1.01	0.665	92	-0.45
Tribromomethane	µg/l	3.43	± 0.245	3.53	0.65	0.374	103	0.28
Trichloroethene	µg/l	3.9	± 0.324	3.478	0.66	0.507	89.2	-0.83
Trichloromethane	µg/l	1.04	± 0.072	1.09	0.18	0.11	105	0.49



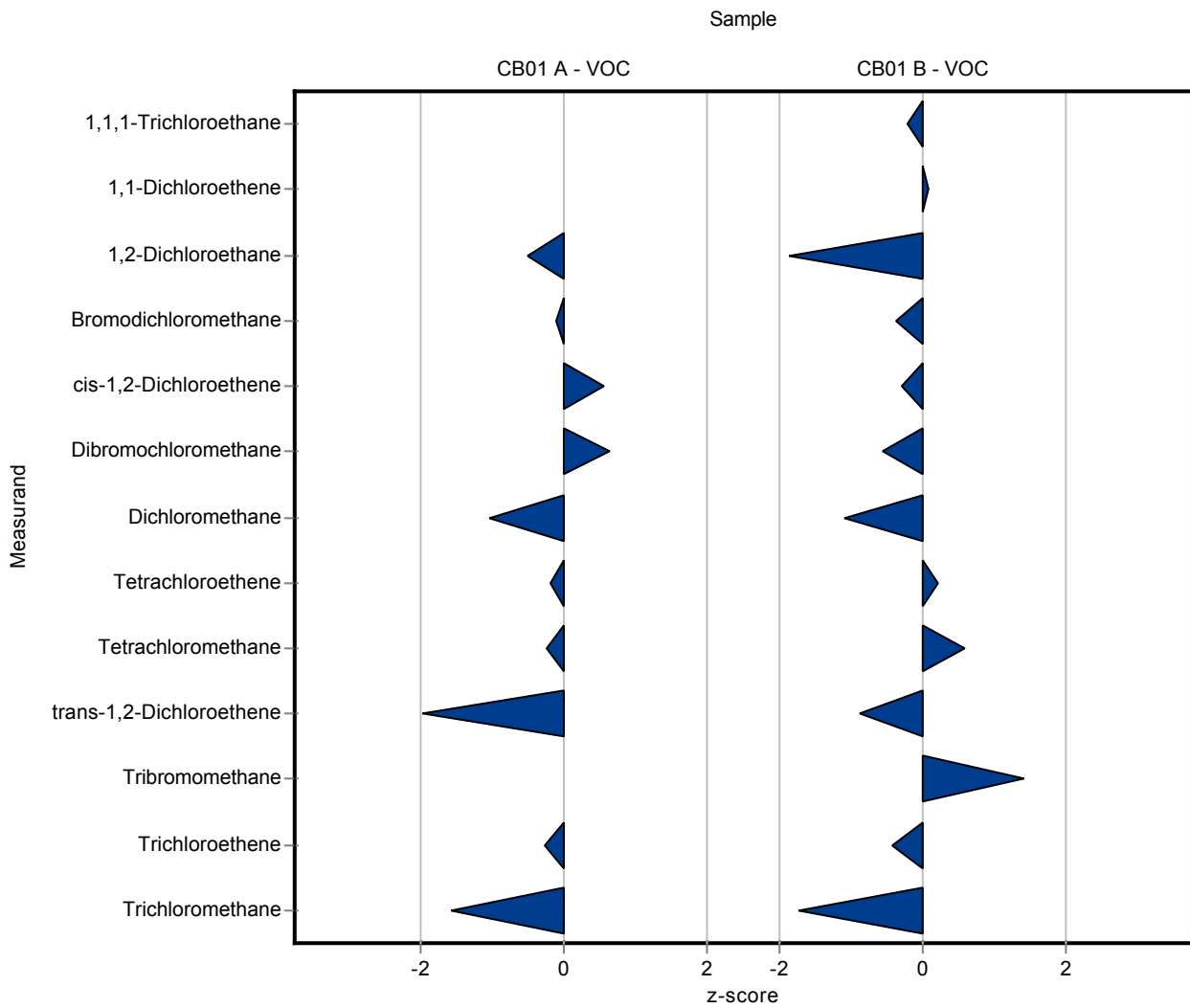
The following results were achieved:

Sample: CB01ACKW

Parameter	Unit	Target	± CI(99%)	Result	± U	Criteria	Recovery	z-score
1,1,1-Trichloroethane	µg/l	-	± -	<0.004 (LOD)	-	-	-	-
1,1-Dichloroethene	µg/l	-	± -	<0.05 (LOQ)	-	-	-	-
1,2-Dichloroethane	µg/l	12.7	± 0.888	12	0.71	1.32	94.7	-0.51
Bromodichloromethane	µg/l	2.26	± 0.141	2.24	0.047	0.221	98.9	-0.11
cis-1,2-Dichloroethene	µg/l	0.833	± 0.063	0.887	0.059	0.0962	106	0.56
Dibromochloromethane	µg/l	1.1	± 0.0847	1.19	0.041	0.135	108	0.65
Dichloromethane	µg/l	1.89	± 0.147	1.67	0.08	0.213	88.4	-1.03
Tetrachloroethene	µg/l	3.94	± 0.494	3.8	0.059	0.773	96.4	-0.18
Tetrachloromethane	µg/l	1.19	± 0.127	1.14	0.025	0.204	95.8	-0.25
trans-1,2-Dichloroethene	µg/l	0.852	± 0.112	0.514	0.071	0.171	60.3	-1.98
Tribromomethane	µg/l	-	± -	<0.04 (LOQ)	-	-	-	-
Trichloroethene	µg/l	0.652	± 0.0506	0.631	0.135	0.0791	96.8	-0.26
Trichloromethane	µg/l	9.95	± 0.664	8.32	0.198	1.04	83.6	-1.57

Sample: CB01BCKW

Parameter	Unit	Target	± CI(99%)	Result	± U	Criteria	Recovery	z-score
1,1,1-Trichloroethane	µg/l	7.27	± 0.671	7.06	0.447	1.05	97.1	-0.2
1,1-Dichloroethene	µg/l	9.06	± 1.3	9.19	0.565	1.9	101	0.07
1,2-Dichloroethane	µg/l	3.11	± 0.227	2.51	0.067	0.322	80.8	-1.86
Bromodichloromethane	µg/l	7.33	± 0.346	7.14	0.815	0.515	97.3	-0.38
cis-1,2-Dichloroethene	µg/l	4.68	± 0.313	4.55	0.054	0.455	97.2	-0.29
Dibromochloromethane	µg/l	8.15	± 0.698	7.52	0.778	1.12	92.3	-0.56
Dichloromethane	µg/l	8.04	± 0.611	7.13	0.307	0.84	88.7	-1.08
Tetrachloroethene	µg/l	11.3	± 1.38	11.8	0.327	2.21	104	0.22
Tetrachloromethane	µg/l	16.1	± 2.37	18.3	0.4	3.78	114	0.59
trans-1,2-Dichloroethene	µg/l	3.72	± 0.446	3.13	0.068	0.665	84.2	-0.88
Tribromomethane	µg/l	3.43	± 0.245	3.95	0.056	0.374	115	1.4
Trichloroethene	µg/l	3.9	± 0.324	3.68	0.133	0.507	94.3	-0.43
Trichloromethane	µg/l	1.04	± 0.072	0.847	0.066	0.11	81.8	-1.72



The following results were achieved:

Sample: CB01ABTX

Parameter	Unit	Target ± CI(99%)	Result	± U	Criteria	Recovery	z-score
Benzene	µg/l	0.58 ± 0.0519	0.5	0.125	0.0692	86.2	-1.16
Ethylbenzene	µg/l	0.442 ± 0.0383	0.22	0.055	0.051	49.8	-4.34
o-Xylene	µg/l	4.41 ± 0.513	2.88	0.72	0.684	65.3	-2.24
Sum of m-Xylene and p-Xylene	µg/l	5.69 ± 0.719	2.95	0.738	0.959	51.8	-2.86
Toluene	µg/l	0.85 ± 0.0889	0.61	0.153	0.126	71.8	-1.91
Methyl-tert-butyl-ether	µg/l	3.25 ± 0.361	2.5	0.625	0.434	76.8	-1.74

Sample: CB01ACKW

Parameter	Unit	Target ± CI(99%)	Result	± U	Criteria	Recovery	z-score
1,1,1-Trichloroethane	µg/l	- ± -	-	-	-	-	-
1,1-Dichloroethene	µg/l	- ± -	-	-	-	-	-
1,2-Dichloroethane	µg/l	12.7 ± 0.888	13.02	3.255	1.32	103	0.26
Bromodichloromethane	µg/l	2.26 ± 0.141	2.29	0.573	0.221	101	0.11
cis-1,2-Dichloroethene	µg/l	0.833 ± 0.063	0.86	0.215	0.0962	103	0.28
Dibromochloromethane	µg/l	1.1 ± 0.0847	1.13	0.283	0.135	103	0.2
Dichloromethane	µg/l	1.89 ± 0.147	1.83	0.458	0.213	96.8	-0.28
Tetrachloroethene	µg/l	3.94 ± 0.494	3.49	0.873	0.773	88.5	-0.58
Tetrachloromethane	µg/l	1.19 ± 0.127	1.06	0.265	0.204	89.1	-0.64
trans-1,2-Dichloroethene	µg/l	0.852 ± 0.112	0.73	0.183	0.171	85.7	-0.71
Tribromomethane	µg/l	- ± -	-	-	-	-	-
Trichloroethene	µg/l	0.652 ± 0.0506	0.59	0.148	0.0791	90.6	-0.78
Trichloromethane	µg/l	9.95 ± 0.664	9.86	2.465	1.04	99.1	-0.09

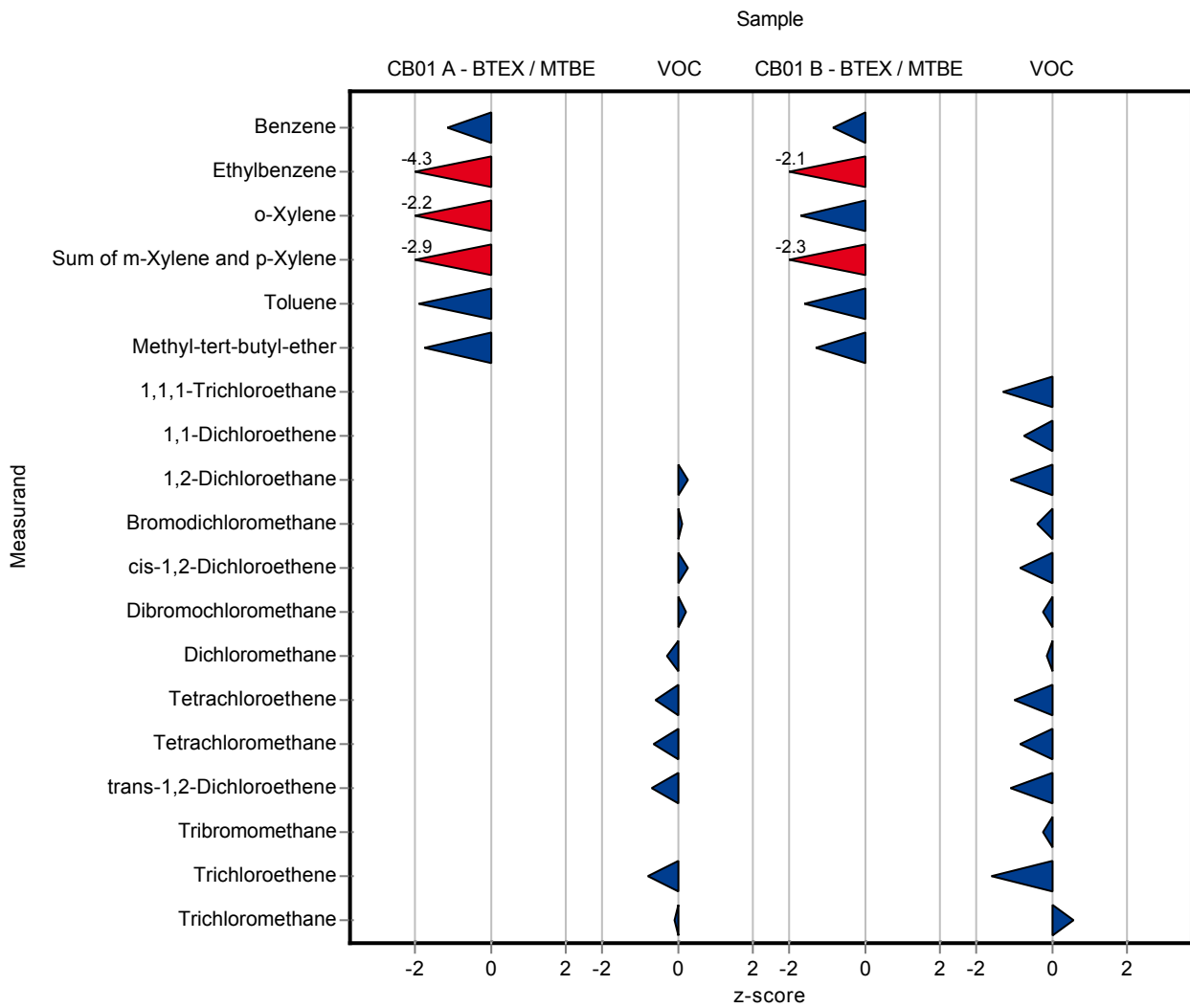
Sample: CB01BBTX

Parameter	Unit	Target ± CI(99%)	Result	± U	Criteria	Recovery	z-score
Benzene	µg/l	2.07 ± 0.241	1.78	0.445	0.341	86.1	-0.84
Ethylbenzene	µg/l	1.45 ± 0.201	0.87	0.218	0.276	60	-2.1
o-Xylene	µg/l	3.03 ± 0.363	2.2	0.55	0.484	72.5	-1.72
Sum of m-Xylene and p-Xylene	µg/l	8.55 ± 1.04	5.33	1.333	1.38	62.4	-2.33
Toluene	µg/l	5.33 ± 0.512	4.21	1.053	0.704	79	-1.59
Methyl-tert-butyl-ether	µg/l	0.882 ± 0.103	0.72	0.18	0.124	81.6	-1.31

Sample: CB01BCKW

Parameter	Unit	Target ± CI(99%)	Result	± U	Criteria	Recovery	z-score
1,1,1-Trichloroethane	µg/l	7.27 ± 0.671	5.89	1.473	1.05	81	-1.32

Parameter	Unit	Target	± CI(99%)	Result	± U	Criteria	Recovery	z-score
1,1-Dichloroethene	µg/l	9.06	± 1.3	7.7	1.925	1.9	85	-0.72
1,2-Dichloroethane	µg/l	3.11	± 0.227	2.75	0.688	0.322	88.5	-1.11
Bromodichloromethane	µg/l	7.33	± 0.346	7.14	1.785	0.515	97.3	-0.38
cis-1,2-Dichloroethene	µg/l	4.68	± 0.313	4.3	1.075	0.455	91.8	-0.84
Dibromochloromethane	µg/l	8.15	± 0.698	7.91	1.978	1.12	97	-0.22
Dichloromethane	µg/l	8.04	± 0.611	7.91	1.978	0.84	98.4	-0.15
Tetrachloroethene	µg/l	11.3	± 1.38	9.07	2.268	2.21	80.2	-1.02
Tetrachloromethane	µg/l	16.1	± 2.37	12.96	3.24	3.78	80.7	-0.82
trans-1,2-Dichloroethene	µg/l	3.72	± 0.446	2.99	0.748	0.665	80.5	-1.09
Tribromomethane	µg/l	3.43	± 0.245	3.35	0.838	0.374	97.8	-0.21
Trichloroethene	µg/l	3.9	± 0.324	3.08	0.77	0.507	79	-1.62
Trichloromethane	µg/l	1.04	± 0.072	1.1	0.275	0.11	106	0.58



The following results were achieved:

Sample: CB01ABTX

Parameter	Unit	Target ± CI(99%)	Result	± U	Criteria	Recovery	z-score
Benzene	µg/l	0.58 ± 0.0519	0.62	0.117	0.0692	107	0.57
Ethylbenzene	µg/l	0.442 ± 0.0383	0.49	0.09	0.051	111	0.95
o-Xylene	µg/l	4.41 ± 0.513	4.44	0.813	0.684	101	0.04
Sum of m-Xylene and p-Xylene	µg/l	5.69 ± 0.719	5.67	1.05	0.959	99.6	-0.02
Toluene	µg/l	0.85 ± 0.0889	0.94	0.179	0.126	111	0.72
Methyl-tert-butyl-ether	µg/l	3.25 ± 0.361	3.69	0.708	0.434	113	1

Sample: CB01ACKW

Parameter	Unit	Target ± CI(99%)	Result	± U	Criteria	Recovery	z-score
1,1,1-Trichloroethane	µg/l	- ± -	<0.1 (LOQ)	-	-	-	-
1,1-Dichloroethene	µg/l	- ± -	<0.1 (LOQ)	-	-	-	-
1,2-Dichloroethane	µg/l	12.7 ± 0.888	12.31	1.97	1.32	97.1	-0.27
Bromodichloromethane	µg/l	2.26 ± 0.141	1.99	0.308	0.221	87.9	-1.25
cis-1,2-Dichloroethene	µg/l	0.833 ± 0.063	0.75	0.143	0.0962	90	-0.87
Dibromochloromethane	µg/l	1.1 ± 0.0847	0.87	0.148	0.135	78.9	-1.71
Dichloromethane	µg/l	1.89 ± 0.147	1.99	0.311	0.213	105	0.47
Tetrachloroethene	µg/l	3.94 ± 0.494	4.32	0.652	0.773	110	0.49
Tetrachloromethane	µg/l	1.19 ± 0.127	1.31	0.237	0.204	110	0.59
trans-1,2-Dichloroethene	µg/l	0.852 ± 0.112	0.72	0.131	0.171	84.5	-0.77
Tribromomethane	µg/l	- ± -	<0.1 (LOQ)	-	-	-	-
Trichloroethene	µg/l	0.652 ± 0.0506	0.7	0.118	0.0791	107	0.61
Trichloromethane	µg/l	9.95 ± 0.664	9.83	1.71	1.04	98.8	-0.12

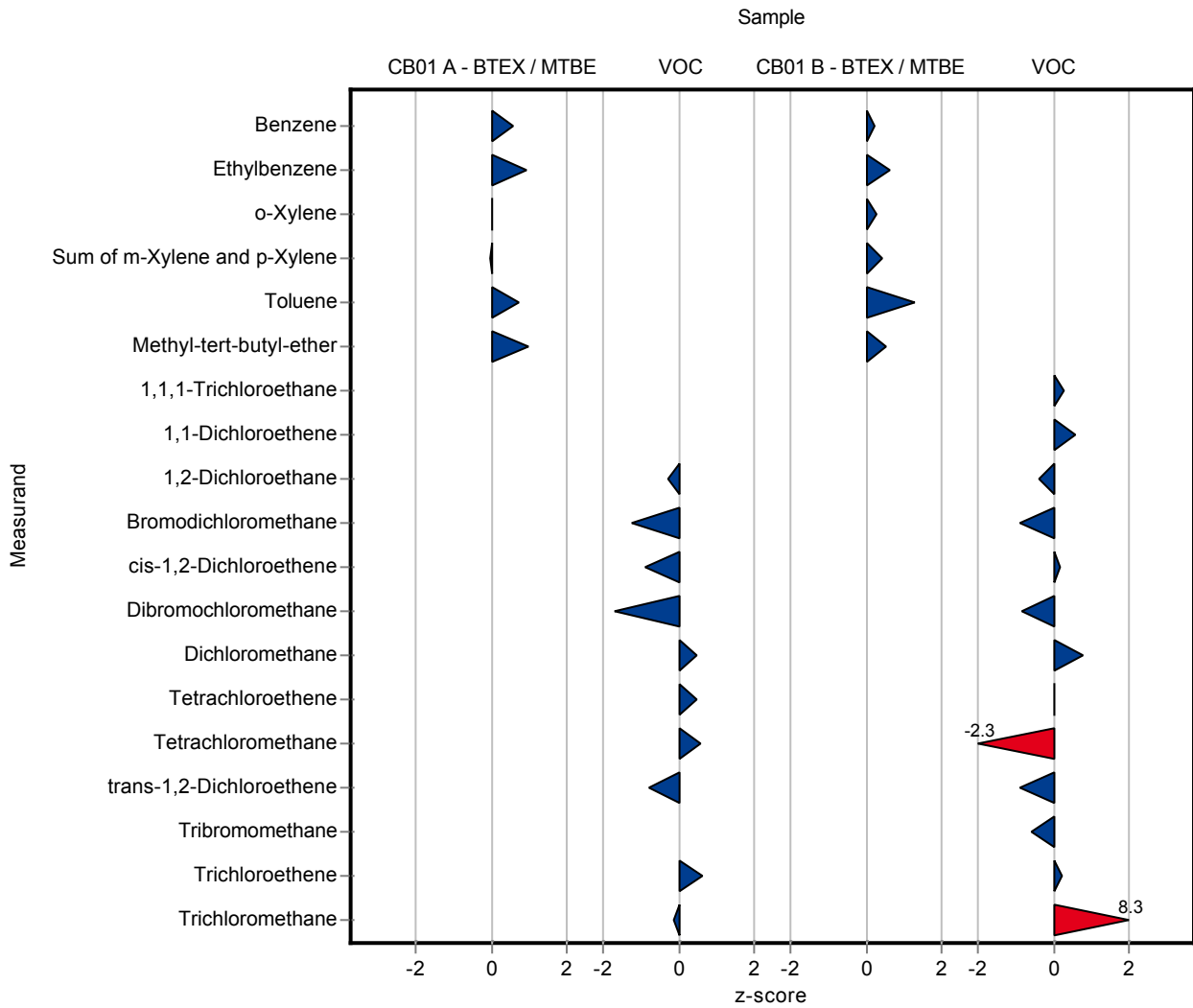
Sample: CB01BBTX

Parameter	Unit	Target ± CI(99%)	Result	± U	Criteria	Recovery	z-score
Benzene	µg/l	2.07 ± 0.241	2.14	0.412	0.341	104	0.21
Ethylbenzene	µg/l	1.45 ± 0.201	1.62	0.298	0.276	112	0.61
o-Xylene	µg/l	3.03 ± 0.363	3.16	0.588	0.484	104	0.26
Sum of m-Xylene and p-Xylene	µg/l	8.55 ± 1.04	9.15	1.629	1.38	107	0.44
Toluene	µg/l	5.33 ± 0.512	6.24	1.11	0.704	117	1.29
Methyl-tert-butyl-ether	µg/l	0.882 ± 0.103	0.95	0.177	0.124	108	0.55

Sample: CB01BCKW

Parameter	Unit	Target ± CI(99%)	Result	± U	Criteria	Recovery	z-score
1,1,1-Trichloroethane	µg/l	7.27 ± 0.671	7.55	1.3	1.05	104	0.27

Parameter	Unit	Target	± CI(99%)	Result	± U	Criteria	Recovery	z-score
1,1-Dichloroethene	µg/l	9.06	± 1.3	10.18	1.68	1.9	112	0.59
1,2-Dichloroethane	µg/l	3.11	± 0.227	2.98	0.542	0.322	95.9	-0.4
Bromodichloromethane	µg/l	7.33	± 0.346	6.87	1.32	0.515	93.7	-0.9
cis-1,2-Dichloroethene	µg/l	4.68	± 0.313	4.77	0.754	0.455	102	0.19
Dibromochloromethane	µg/l	8.15	± 0.698	7.21	1.15	1.12	88.5	-0.84
Dichloromethane	µg/l	8.04	± 0.611	8.72	1.69	0.84	108	0.81
Tetrachloroethene	µg/l	11.3	± 1.38	11.38	1.81	2.21	101	0.03
Tetrachloromethane	µg/l	16.1	± 2.37	7.28	1.22	3.78	45.3	-2.32
trans-1,2-Dichloroethene	µg/l	3.72	± 0.446	3.12	0.583	0.665	84	-0.9
Tribromomethane	µg/l	3.43	± 0.245	3.2	0.522	0.374	93.4	-0.61
Trichloroethene	µg/l	3.9	± 0.324	4.01	0.674	0.507	103	0.21
Trichloromethane	µg/l	1.04	± 0.072	1.95	0.311	0.11	188	8.32



The following results were achieved:

Sample: CB01ABTX

Parameter	Unit	Target	± CI(99%)	Result	± U	Criteria	Recovery	z-score
Benzene	µg/l	0.58	± 0.0519	0.73	0.15	0.0692	126	2.17
Ethylbenzene	µg/l	0.442	± 0.0383	0.46	0.09	0.051	104	0.36
o-Xylene	µg/l	4.41	± 0.513	4.58	0.92	0.684	104	0.25
Sum of m-Xylene and p-Xylene	µg/l	5.69	± 0.719	6.05	1.21	0.959	106	0.37
Toluene	µg/l	0.85	± 0.0889	1	0.2	0.126	118	1.19
Methyl-tert-butyl-ether	µg/l	3.25	± 0.361	2.74	0.55	0.434	84.2	-1.19

Sample: CB01ACKW

Parameter	Unit	Target	± CI(99%)	Result	± U	Criteria	Recovery	z-score
1,1,1-Trichloroethane	µg/l	-	± -	<0.05 (LOQ)	-	-	-	-
1,1-Dichloroethene	µg/l	-	± -	<0.05 (LOQ)	-	-	-	-
1,2-Dichloroethane	µg/l	12.7	± 0.888	14.47	2.89	1.32	114	1.36
Bromodichloromethane	µg/l	2.26	± 0.141	2.55	0.51	0.221	113	1.29
cis-1,2-Dichloroethene	µg/l	0.833	± 0.063	1.01	0.2	0.0962	121	1.84
Dibromochloromethane	µg/l	1.1	± 0.0847	1.14	0.23	0.135	103	0.28
Dichloromethane	µg/l	1.89	± 0.147	0.97	0.19	0.213	51.3	-4.31
Tetrachloroethene	µg/l	3.94	± 0.494	4.73	0.95	0.773	120	1.02
Tetrachloromethane	µg/l	1.19	± 0.127	1.2	0.24	0.204	101	0.05
trans-1,2-Dichloroethene	µg/l	0.852	± 0.112	1.18	0.24	0.171	138	1.92
Tribromomethane	µg/l	-	± -	<0.05 (LOQ)	-	-	-	-
Trichloroethene	µg/l	0.652	± 0.0506	0.69	0.14	0.0791	106	0.49
Trichloromethane	µg/l	9.95	± 0.664	11.07	2.21	1.04	111	1.08

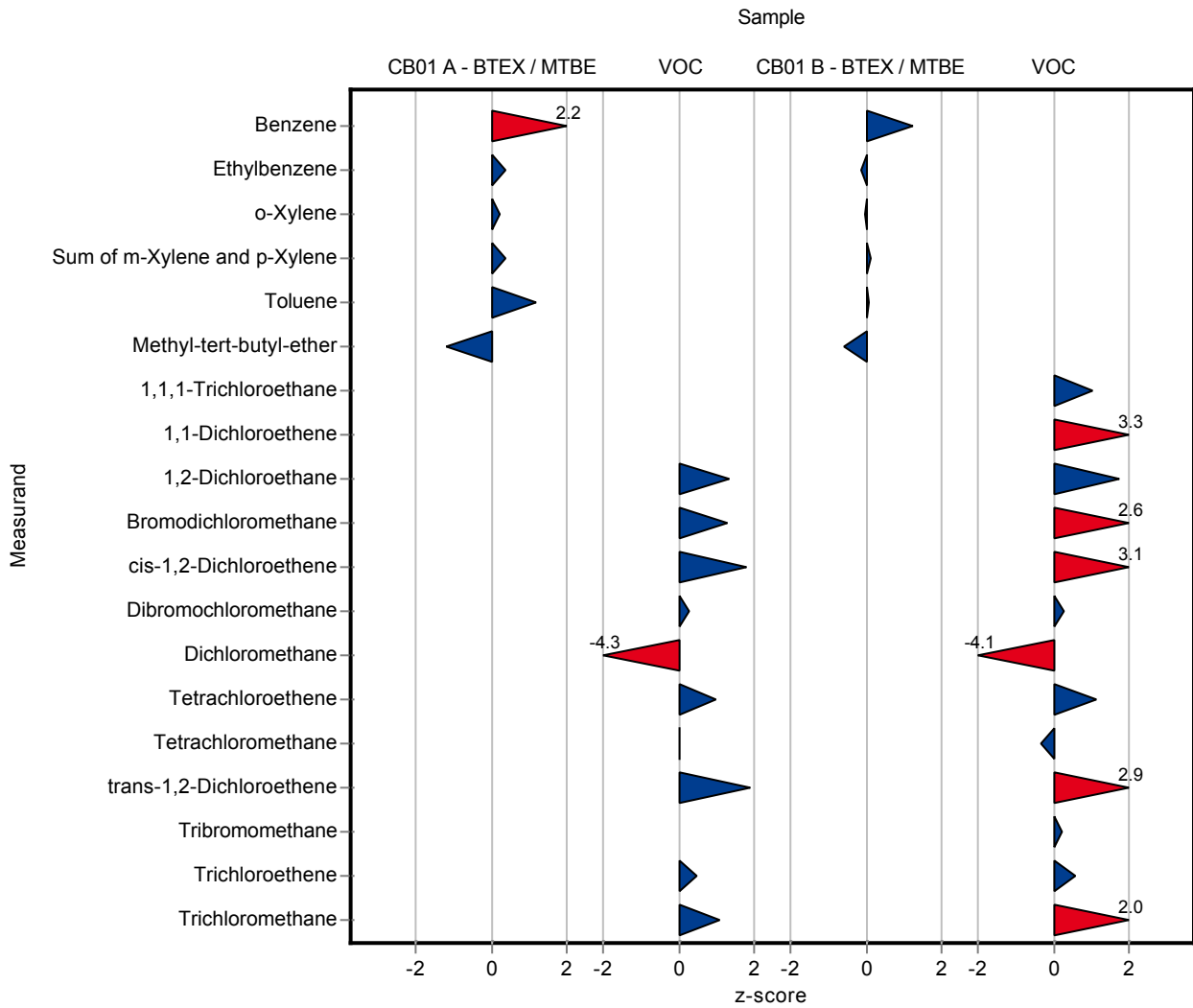
Sample: CB01BBTX

Parameter	Unit	Target	± CI(99%)	Result	± U	Criteria	Recovery	z-score
Benzene	µg/l	2.07	± 0.241	2.49	0.5	0.341	120	1.24
Ethylbenzene	µg/l	1.45	± 0.201	1.41	0.28	0.276	97.2	-0.15
o-Xylene	µg/l	3.03	± 0.363	3.02	0.6	0.484	99.6	-0.03
Sum of m-Xylene and p-Xylene	µg/l	8.55	± 1.04	8.74	1.75	1.38	102	0.14
Toluene	µg/l	5.33	± 0.512	5.38	1.08	0.704	101	0.07
Methyl-tert-butyl-ether	µg/l	0.882	± 0.103	0.81	0.16	0.124	91.8	-0.58

Sample: CB01BCKW

Parameter	Unit	Target	± CI(99%)	Result	± U	Criteria	Recovery	z-score
1,1,1-Trichloroethane	µg/l	7.27	± 0.671	8.37	1.67	1.05	115	1.05

Parameter	Unit	Target	± CI(99%)	Result	± U	Criteria	Recovery	z-score
1,1-Dichloroethene	µg/l	9.06	± 1.3	15.37	3.07	1.9	170	3.33
1,2-Dichloroethane	µg/l	3.11	± 0.227	3.67	0.73	0.322	118	1.75
Bromodichloromethane	µg/l	7.33	± 0.346	8.68	1.74	0.515	118	2.61
cis-1,2-Dichloroethene	µg/l	4.68	± 0.313	6.07	1.21	0.455	130	3.05
Dibromochloromethane	µg/l	8.15	± 0.698	8.49	1.7	1.12	104	0.3
Dichloromethane	µg/l	8.04	± 0.611	4.58	0.92	0.84	57	-4.12
Tetrachloroethene	µg/l	11.3	± 1.38	13.84	2.77	2.21	122	1.14
Tetrachloromethane	µg/l	16.1	± 2.37	14.75	2.95	3.78	91.8	-0.35
trans-1,2-Dichloroethene	µg/l	3.72	± 0.446	5.64	1.13	0.665	152	2.89
Tribromomethane	µg/l	3.43	± 0.245	3.51	0.7	0.374	102	0.22
Trichloroethene	µg/l	3.9	± 0.324	4.21	0.84	0.507	108	0.61
Trichloromethane	µg/l	1.04	± 0.072	1.26	0.25	0.11	122	2.04



The following results were achieved:

Sample: CB01ABTX

Parameter	Unit	Target ± CI(99%)	Result	± U	Criteria	Recovery	z-score
Benzene	µg/l	0.58 ± 0.0519	0.55	0.1	0.0692	94.8	-0.44
Ethylbenzene	µg/l	0.442 ± 0.0383	0.45	0.1	0.051	102	0.17
o-Xylene	µg/l	4.41 ± 0.513	7.87	0.8	0.684	178	5.06
Sum of m-Xylene and p-Xylene	µg/l	5.69 ± 0.719	7.31	0.7	0.959	128	1.69
Toluene	µg/l	0.85 ± 0.0889	0.77	0.1	0.126	90.6	-0.63
Methyl-tert-butyl-ether	µg/l	3.25 ± 0.361	-	-	0.434	-	-

Sample: CB01ACKW

Parameter	Unit	Target ± CI(99%)	Result	± U	Criteria	Recovery	z-score
1,1,1-Trichloroethane	µg/l	- ± -	<0.2 (LOQ)	-	-	-	-
1,1-Dichloroethene	µg/l	- ± -	<0.2 (LOQ)	-	-	-	-
1,2-Dichloroethane	µg/l	12.7 ± 0.888	10.47	1.05	1.32	82.6	-1.66
Bromodichloromethane	µg/l	2.26 ± 0.141	2.24	0.2	0.221	98.9	-0.11
cis-1,2-Dichloroethene	µg/l	0.833 ± 0.063	0.68	0.1	0.0962	81.6	-1.6
Dibromochloromethane	µg/l	1.1 ± 0.0847	0.98	0.1	0.135	88.9	-0.9
Dichloromethane	µg/l	1.89 ± 0.147	<1 (LOQ)	-	0.213	-	-
Tetrachloroethene	µg/l	3.94 ± 0.494	3.34	0.3	0.773	84.7	-0.78
Tetrachloromethane	µg/l	1.19 ± 0.127	0.95	0.1	0.204	79.8	-1.18
trans-1,2-Dichloroethene	µg/l	0.852 ± 0.112	0.72	0.1	0.171	84.5	-0.77
Tribromomethane	µg/l	- ± -	<0.2 (LOQ)	-	-	-	-
Trichloroethene	µg/l	0.652 ± 0.0506	0.54	0.1	0.0791	82.9	-1.41
Trichloromethane	µg/l	9.95 ± 0.664	8.6	0.8	1.04	86.4	-1.3

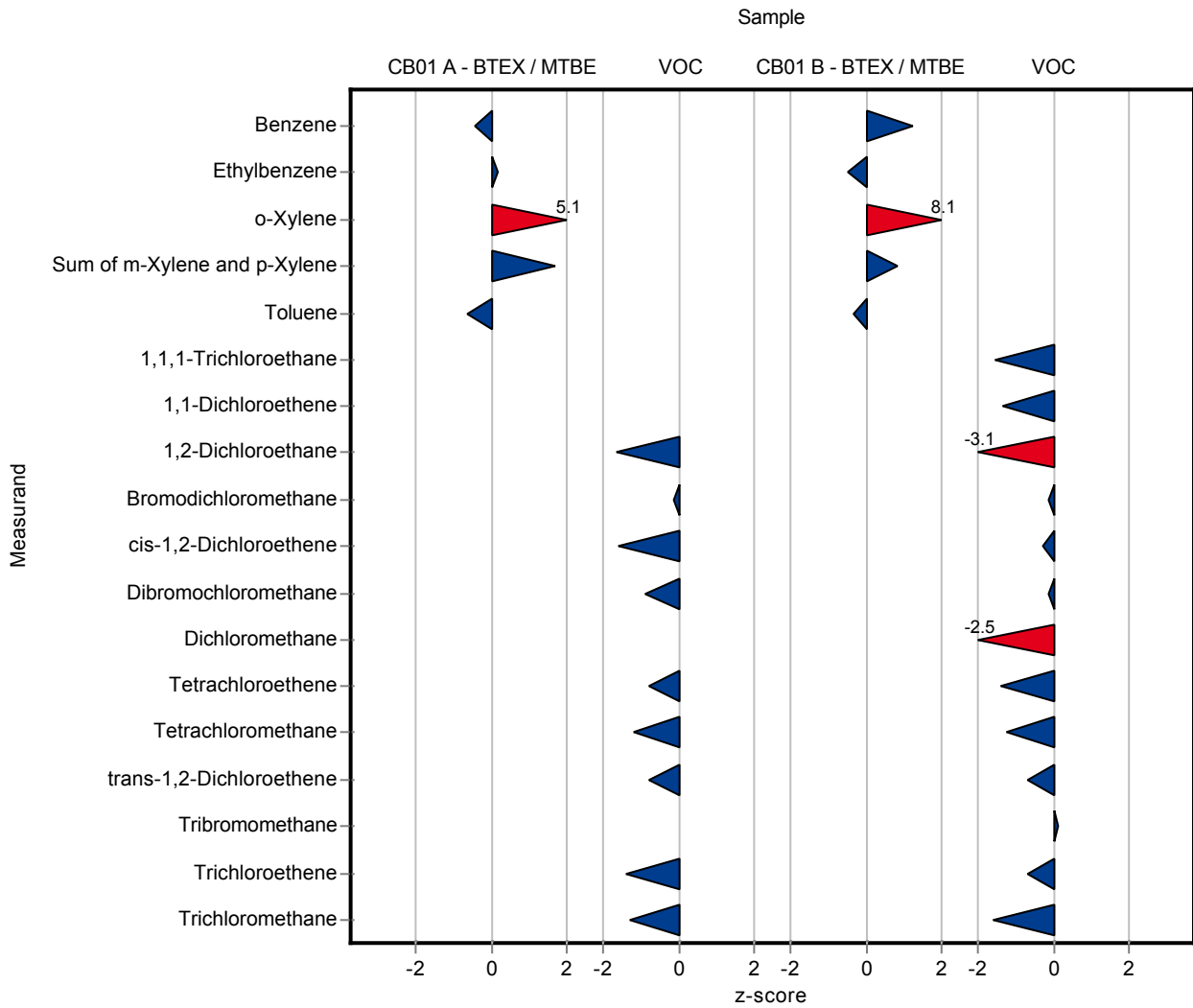
Sample: CB01BBTX

Parameter	Unit	Target ± CI(99%)	Result	± U	Criteria	Recovery	z-score
Benzene	µg/l	2.07 ± 0.241	2.5	0.3	0.341	121	1.27
Ethylbenzene	µg/l	1.45 ± 0.201	1.31	0.1	0.276	90.3	-0.51
o-Xylene	µg/l	3.03 ± 0.363	6.95	0.7	0.484	229	8.1
Sum of m-Xylene and p-Xylene	µg/l	8.55 ± 1.04	9.7	0.9	1.38	113	0.83
Toluene	µg/l	5.33 ± 0.512	5.1	0.5	0.704	95.7	-0.33
Methyl-tert-butyl-ether	µg/l	0.882 ± 0.103	-	-	0.124	-	-

Sample: CB01BCKW

Parameter	Unit	Target ± CI(99%)	Result	± U	Criteria	Recovery	z-score
1,1,1-Trichloroethane	µg/l	7.27 ± 0.671	5.62	0.6	1.05	77.3	-1.57

Parameter	Unit	Target	± CI(99%)	Result	± U	Criteria	Recovery	z-score
1,1-Dichloroethene	µg/l	9.06	± 1.3	6.54	0.6	1.9	72.2	-1.33
1,2-Dichloroethane	µg/l	3.11	± 0.227	2.1	0.2	0.322	67.6	-3.13
Bromodichloromethane	µg/l	7.33	± 0.346	7.26	0.7	0.515	99	-0.14
cis-1,2-Dichloroethene	µg/l	4.68	± 0.313	4.56	0.5	0.455	97.4	-0.27
Dibromochloromethane	µg/l	8.15	± 0.698	8	0.8	1.12	98.2	-0.14
Dichloromethane	µg/l	8.04	± 0.611	5.92	0.6	0.84	73.7	-2.52
Tetrachloroethene	µg/l	11.3	± 1.38	8.18	0.8	2.21	72.3	-1.42
Tetrachloromethane	µg/l	16.1	± 2.37	11.24	1.1	3.78	70	-1.28
trans-1,2-Dichloroethene	µg/l	3.72	± 0.446	3.25	0.3	0.665	87.5	-0.7
Tribromomethane	µg/l	3.43	± 0.245	3.48	0.4	0.374	102	0.14
Trichloroethene	µg/l	3.9	± 0.324	3.56	0.4	0.507	91.3	-0.67
Trichloromethane	µg/l	1.04	± 0.072	0.86	0.1	0.11	83	-1.6



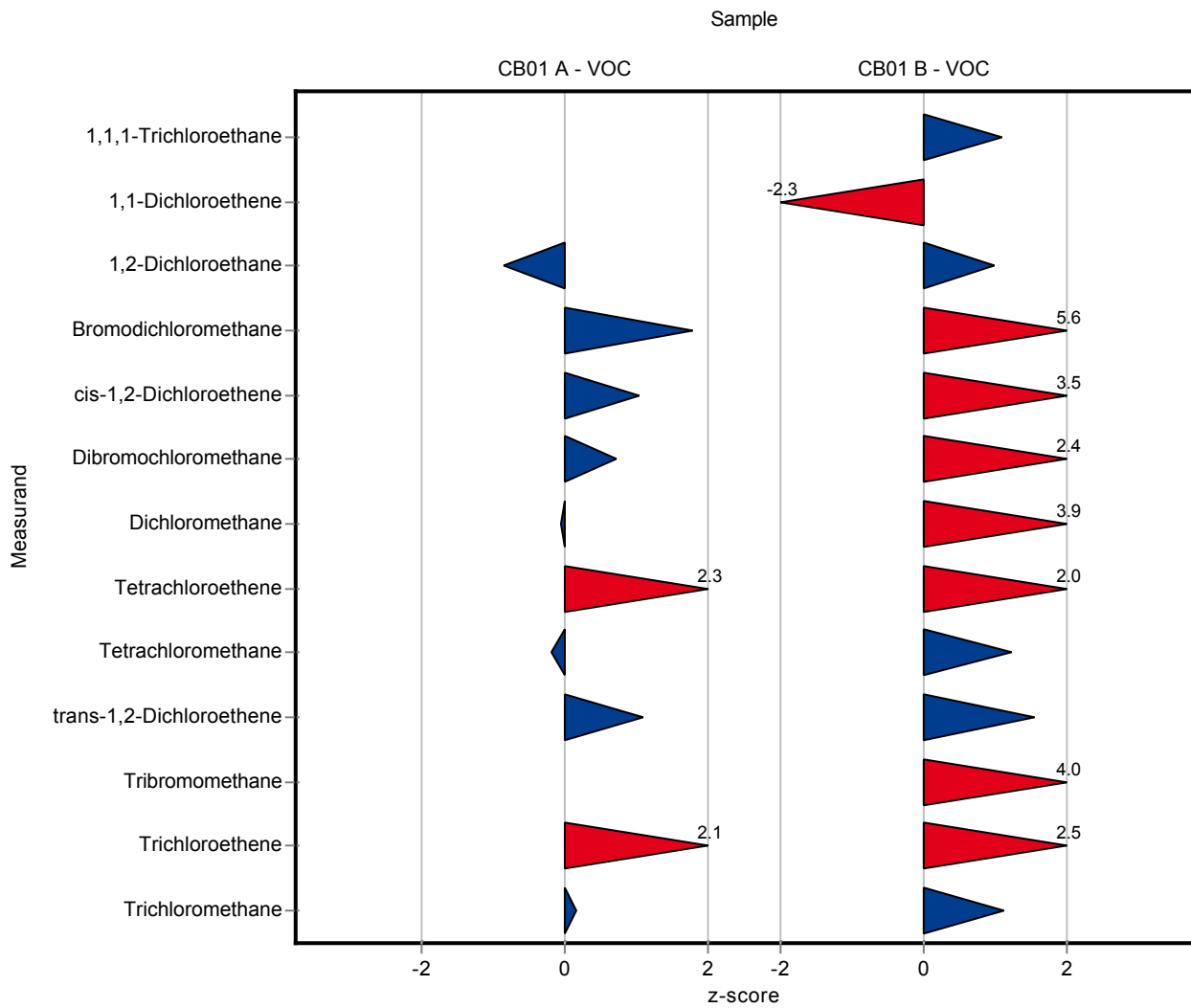
The following results were achieved:

Sample: CB01ACKW

Parameter	Unit	Target	± CI(99%)	Result	± U	Criteria	Recovery	z-score
1,1,1-Trichloroethane	µg/l	-	± -	<0.1 (LOQ)	-	-	-	-
1,1-Dichloroethene	µg/l	-	± -	<0.1 (LOQ)	-	-	-	-
1,2-Dichloroethane	µg/l	12.7	± 0.888	11.56	1.73	1.32	91.2	-0.84
Bromodichloromethane	µg/l	2.26	± 0.141	2.66	0.4	0.221	117	1.79
cis-1,2-Dichloroethene	µg/l	0.833	± 0.063	0.933	0.14	0.0962	112	1.04
Dibromochloromethane	µg/l	1.1	± 0.0847	1.2	0.18	0.135	109	0.72
Dichloromethane	µg/l	1.89	± 0.147	1.88	0.28	0.213	99.5	-0.05
Tetrachloroethene	µg/l	3.94	± 0.494	5.72	0.86	0.773	145	2.3
Tetrachloromethane	µg/l	1.19	± 0.127	1.155	0.17	0.204	97	-0.17
trans-1,2-Dichloroethene	µg/l	0.852	± 0.112	1.04	0.16	0.171	122	1.1
Tribromomethane	µg/l	-	± -	<0.1 (LOQ)	-	-	-	-
Trichloroethene	µg/l	0.652	± 0.0506	0.82	0.12	0.0791	126	2.13
Trichloromethane	µg/l	9.95	± 0.664	10.11	1.5	1.04	102	0.15

Sample: CB01BCKW

Parameter	Unit	Target	± CI(99%)	Result	± U	Criteria	Recovery	z-score
1,1,1-Trichloroethane	µg/l	7.27	± 0.671	8.42	1.25	1.05	116	1.09
1,1-Dichloroethene	µg/l	9.06	± 1.3	4.75	0.71	1.9	52.4	-2.28
1,2-Dichloroethane	µg/l	3.11	± 0.227	3.42	0.51	0.322	110	0.97
Bromodichloromethane	µg/l	7.33	± 0.346	10.24	1.5	0.515	140	5.64
cis-1,2-Dichloroethene	µg/l	4.68	± 0.313	6.27	0.94	0.455	134	3.49
Dibromochloromethane	µg/l	8.15	± 0.698	10.82	1.62	1.12	133	2.39
Dichloromethane	µg/l	8.04	± 0.611	11.29	1.7	0.84	140	3.87
Tetrachloroethene	µg/l	11.3	± 1.38	15.74	2.36	2.21	139	2
Tetrachloromethane	µg/l	16.1	± 2.37	20.7	3.1053	3.78	129	1.22
trans-1,2-Dichloroethene	µg/l	3.72	± 0.446	4.75	0.71	0.665	128	1.56
Tribromomethane	µg/l	3.43	± 0.245	4.93	0.74	0.374	144	4.02
Trichloroethene	µg/l	3.9	± 0.324	5.19	0.77	0.507	133	2.54
Trichloromethane	µg/l	1.04	± 0.072	1.16	0.17	0.11	112	1.13



The following results were achieved:

Sample: CB01ABTX

Parameter	Unit	Target ± CI(99%)	Result	± U	Criteria	Recovery	z-score
Benzene	µg/l	0.58 ± 0.0519	0.647	0.07	0.0692	112	0.96
Ethylbenzene	µg/l	0.442 ± 0.0383	0.401	0.04	0.051	90.8	-0.8
o-Xylene	µg/l	4.41 ± 0.513	4.34	0.67	0.684	98.4	-0.1
Sum of m-Xylene and p-Xylene	µg/l	5.69 ± 0.719	5.39	0.96	0.959	94.7	-0.32
Toluene	µg/l	0.85 ± 0.0889	0.85	0.07	0.126	100	0.00
Methyl-tert-butyl-ether	µg/l	3.25 ± 0.361	-	-	0.434	-	-

Sample: CB01ACKW

Parameter	Unit	Target ± CI(99%)	Result	± U	Criteria	Recovery	z-score
1,1,1-Trichloroethane	µg/l	- ± -	<0.1 (LOQ)	-	-	-	-
1,1-Dichloroethene	µg/l	- ± -	<0.1 (LOQ)	-	-	-	-
1,2-Dichloroethane	µg/l	12.7 ± 0.888	13.9	1.1	1.32	110	0.93
Bromodichloromethane	µg/l	2.26 ± 0.141	2.44	0.3	0.221	108	0.79
cis-1,2-Dichloroethene	µg/l	0.833 ± 0.063	0.804	0.08	0.0962	96.5	-0.31
Dibromochloromethane	µg/l	1.1 ± 0.0847	1.06	0.24	0.135	96.2	-0.31
Dichloromethane	µg/l	1.89 ± 0.147	2.04	0.15	0.213	108	0.7
Tetrachloroethene	µg/l	3.94 ± 0.494	3.65	0.63	0.773	92.6	-0.38
Tetrachloromethane	µg/l	1.19 ± 0.127	1.263	0.09	0.204	106	0.36
trans-1,2-Dichloroethene	µg/l	0.852 ± 0.112	0.816	0.07	0.171	95.8	-0.21
Tribromomethane	µg/l	- ± -	<0.1 (LOQ)	-	-	-	-
Trichloroethene	µg/l	0.652 ± 0.0506	0.591	0.05	0.0791	90.7	-0.77
Trichloromethane	µg/l	9.95 ± 0.664	12.5	1.4	1.04	126	2.46

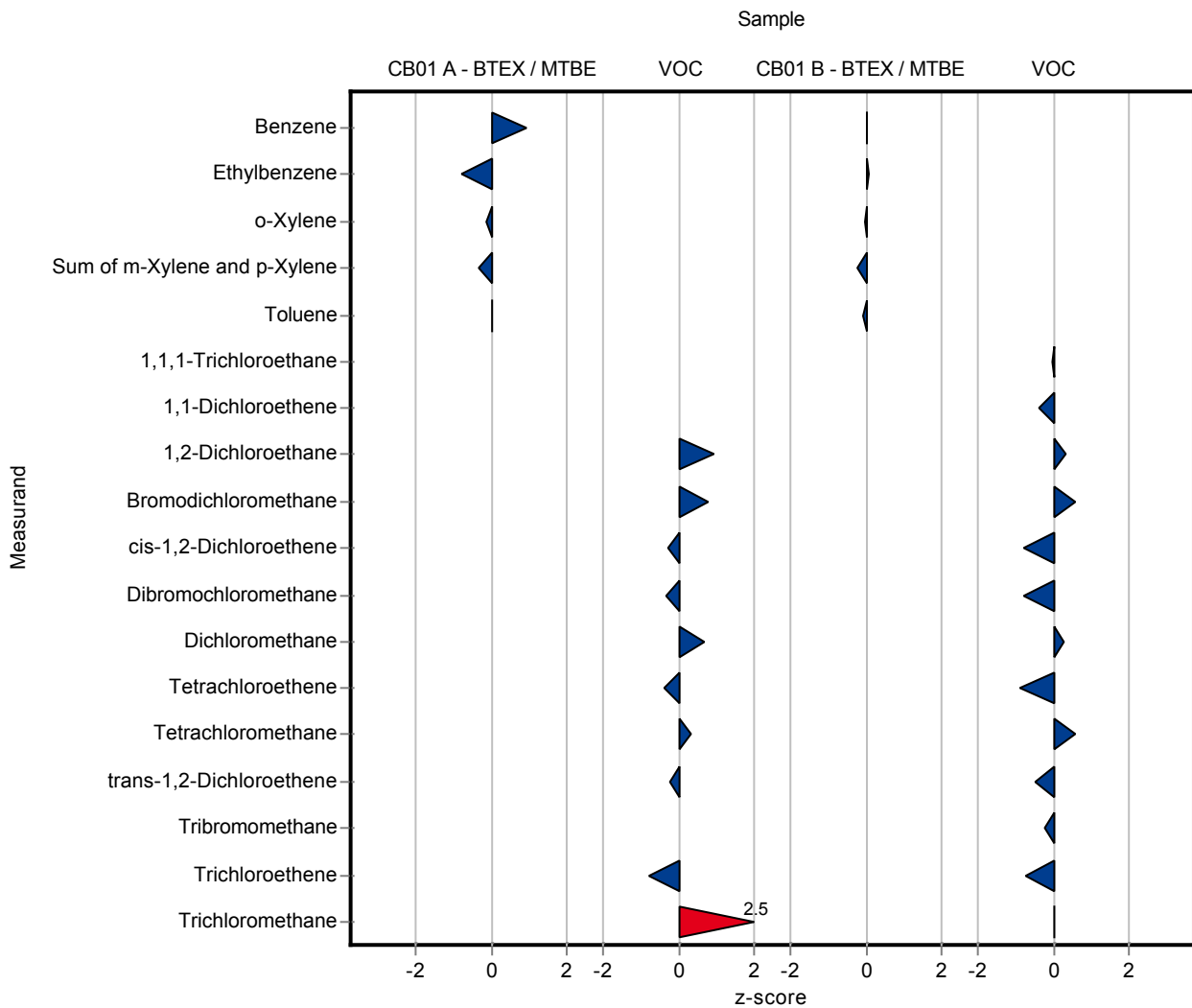
Sample: CB01BBTX

Parameter	Unit	Target ± CI(99%)	Result	± U	Criteria	Recovery	z-score
Benzene	µg/l	2.07 ± 0.241	2.07	0.13	0.341	100	0.01
Ethylbenzene	µg/l	1.45 ± 0.201	1.47	0.15	0.276	101	0.07
o-Xylene	µg/l	3.03 ± 0.363	3.03	0.11	0.484	99.9	-0.01
Sum of m-Xylene and p-Xylene	µg/l	8.55 ± 1.04	8.2	0.78	1.38	95.9	-0.25
Toluene	µg/l	5.33 ± 0.512	5.26	0.49	0.704	98.7	-0.1
Methyl-tert-butyl-ether	µg/l	0.882 ± 0.103	-	-	0.124	-	-

Sample: CB01BCKW

Parameter	Unit	Target ± CI(99%)	Result	± U	Criteria	Recovery	z-score
1,1,1-Trichloroethane	µg/l	7.27 ± 0.671	7.24	0.23	1.05	99.6	-0.03

Parameter	Unit	Target	± CI(99%)	Result	± U	Criteria	Recovery	z-score
1,1-Dichloroethene	µg/l	9.06	± 1.3	8.38	0.6	1.9	92.5	-0.36
1,2-Dichloroethane	µg/l	3.11	± 0.227	3.21	0.15	0.322	103	0.32
Bromodichloromethane	µg/l	7.33	± 0.346	7.63	0.38	0.515	104	0.57
cis-1,2-Dichloroethene	µg/l	4.68	± 0.313	4.33	0.23	0.455	92.5	-0.78
Dibromochloromethane	µg/l	8.15	± 0.698	7.25	1.03	1.12	89	-0.81
Dichloromethane	µg/l	8.04	± 0.611	8.29	0.54	0.84	103	0.3
Tetrachloroethene	µg/l	11.3	± 1.38	9.36	0.89	2.21	82.7	-0.89
Tetrachloromethane	µg/l	16.1	± 2.37	18.3	1.1	3.78	114	0.59
trans-1,2-Dichloroethene	µg/l	3.72	± 0.446	3.39	0.29	0.665	91.2	-0.49
Tribromomethane	µg/l	3.43	± 0.245	3.34	0.13	0.374	97.5	-0.23
Trichloroethene	µg/l	3.9	± 0.324	3.53	0.24	0.507	90.5	-0.73
Trichloromethane	µg/l	1.04	± 0.072	1.04	0.09	0.11	100	0.04



The following results were achieved:

Sample: CB01ABTX

Parameter	Unit	Target ± CI(99%)	Result	± U	Criteria	Recovery	z-score
Benzene	µg/l	0.58 ± 0.0519	0.56	0.129	0.0692	96.5	-0.29
Ethylbenzene	µg/l	0.442 ± 0.0383	0.404	0.093	0.051	91.5	-0.74
o-Xylene	µg/l	4.41 ± 0.513	4.43	1.063	0.684	100	0.03
Sum of m-Xylene and p-Xylene	µg/l	5.69 ± 0.719	5.4	1.674	0.959	94.8	-0.31
Toluene	µg/l	0.85 ± 0.0889	0.87	0.252	0.126	102	0.16
Methyl-tert-butyl-ether	µg/l	3.25 ± 0.361	3.46	0.657	0.434	106	0.47

Sample: CB01ACKW

Parameter	Unit	Target ± CI(99%)	Result	± U	Criteria	Recovery	z-score
1,1,1-Trichloroethane	µg/l	- ± -	<0.05 (LOQ)	-	-	-	-
1,1-Dichloroethene	µg/l	- ± -	<0.08 (LOQ)	-	-	-	-
1,2-Dichloroethane	µg/l	12.7 ± 0.888	12.98	4.413	1.32	102	0.23
Bromodichloromethane	µg/l	2.26 ± 0.141	2.12	0.53	0.221	93.6	-0.66
cis-1,2-Dichloroethene	µg/l	0.833 ± 0.063	0.68	0.156	0.0962	81.6	-1.6
Dibromochloromethane	µg/l	1.1 ± 0.0847	1.1	0.286	0.135	99.8	-0.02
Dichloromethane	µg/l	1.89 ± 0.147	1.823	0.529	0.213	96.5	-0.31
Tetrachloroethene	µg/l	3.94 ± 0.494	3.38	1.115	0.773	85.8	-0.73
Tetrachloromethane	µg/l	1.19 ± 0.127	0.97	0.184	0.204	81.5	-1.08
trans-1,2-Dichloroethene	µg/l	0.852 ± 0.112	0.795	0.207	0.171	93.3	-0.33
Tribromomethane	µg/l	- ± -	<0.05 (LOQ)	-	-	-	-
Trichloroethene	µg/l	0.652 ± 0.0506	0.63	0.208	0.0791	96.7	-0.27
Trichloromethane	µg/l	9.95 ± 0.664	8.7	2.349	1.04	87.4	-1.2

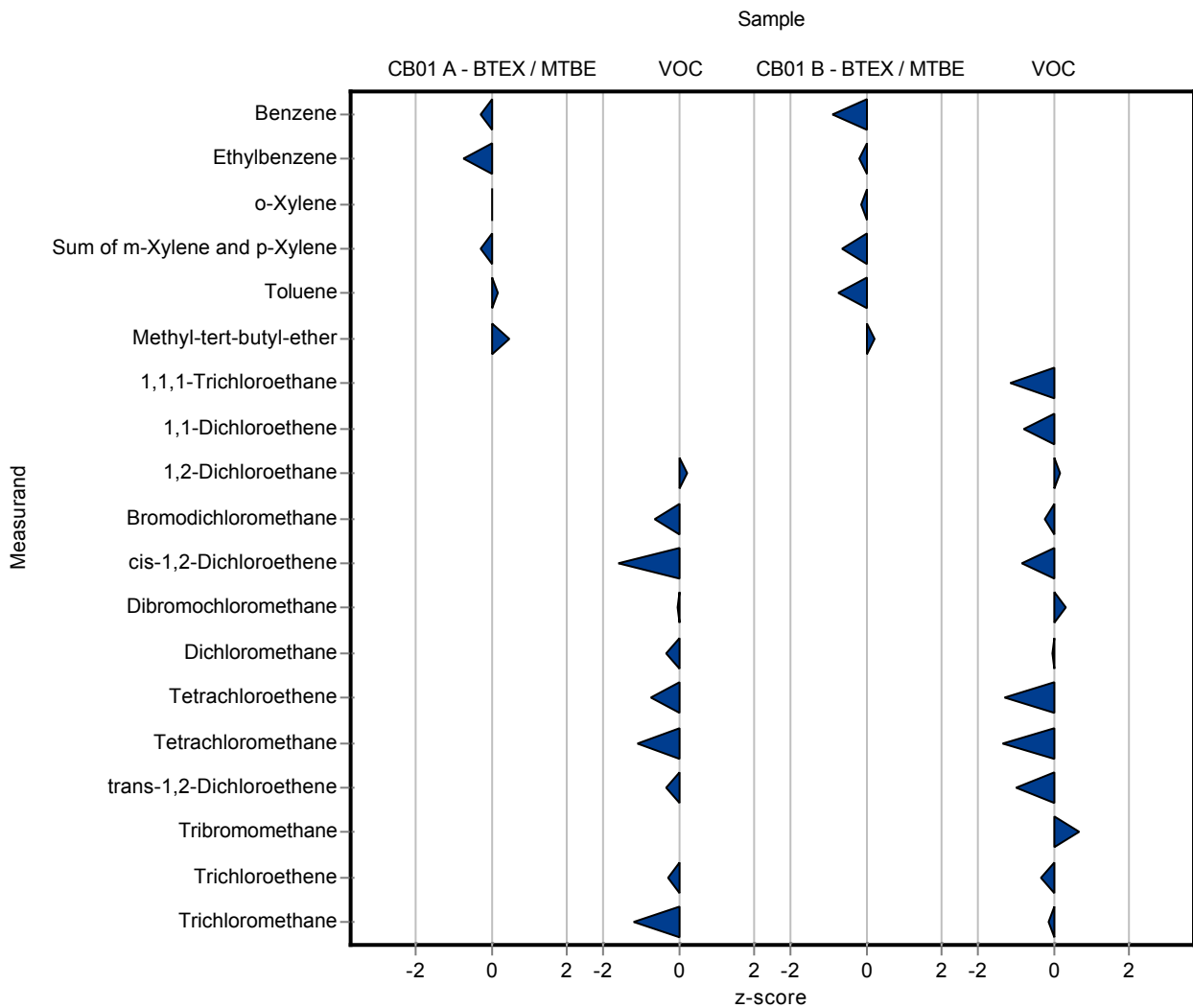
Sample: CB01BBTX

Parameter	Unit	Target ± CI(99%)	Result	± U	Criteria	Recovery	z-score
Benzene	µg/l	2.07 ± 0.241	1.76	0.405	0.341	85.1	-0.9
Ethylbenzene	µg/l	1.45 ± 0.201	1.4	0.322	0.276	96.5	-0.18
o-Xylene	µg/l	3.03 ± 0.363	2.98	0.715	0.484	98.2	-0.11
Sum of m-Xylene and p-Xylene	µg/l	8.55 ± 1.04	7.66	2.375	1.38	89.6	-0.64
Toluene	µg/l	5.33 ± 0.512	4.8	1.392	0.704	90.1	-0.75
Methyl-tert-butyl-ether	µg/l	0.882 ± 0.103	0.91	0.173	0.124	103	0.22

Sample: CB01BCKW

Parameter	Unit	Target ± CI(99%)	Result	± U	Criteria	Recovery	z-score
1,1,1-Trichloroethane	µg/l	7.27 ± 0.671	6.06	1.333	1.05	83.3	-1.15

Parameter	Unit	Target	± CI(99%)	Result	± U	Criteria	Recovery	z-score
1,1-Dichloroethene	µg/l	9.06	± 1.3	7.54	1.206	1.9	83.2	-0.8
1,2-Dichloroethane	µg/l	3.11	± 0.227	3.17	1.078	0.322	102	0.19
Bromodichloromethane	µg/l	7.33	± 0.346	7.22	1.805	0.515	98.4	-0.22
cis-1,2-Dichloroethene	µg/l	4.68	± 0.313	4.3	0.989	0.455	91.8	-0.84
Dibromochloromethane	µg/l	8.15	± 0.698	8.54	2.22	1.12	105	0.35
Dichloromethane	µg/l	8.04	± 0.611	8	2.32	0.84	99.5	-0.05
Tetrachloroethene	µg/l	11.3	± 1.38	8.46	2.792	2.21	74.8	-1.29
Tetrachloromethane	µg/l	16.1	± 2.37	10.9	2.071	3.78	67.8	-1.37
trans-1,2-Dichloroethene	µg/l	3.72	± 0.446	3.04	0.79	0.665	81.8	-1.02
Tribromomethane	µg/l	3.43	± 0.245	3.68	1.104	0.374	107	0.68
Trichloroethene	µg/l	3.9	± 0.324	3.72	1.228	0.507	95.4	-0.36
Trichloromethane	µg/l	1.04	± 0.072	1.02	0.275	0.11	98.5	-0.14



The following results were achieved:

Sample: CB01ABTX

Parameter	Unit	Target	± CI(99%)	Result	± U	Criteria	Recovery	z-score
Benzene	µg/l	0.58	± 0.0519	0.53	0.1	0.0692	91.3	-0.73
Ethylbenzene	µg/l	0.442	± 0.0383	0.41	0.08	0.051	92.9	-0.62
o-Xylene	µg/l	4.41	± 0.513	4.6	0.83	0.684	104	0.28
Sum of m-Xylene and p-Xylene	µg/l	5.69	± 0.719	5.49	0.99	0.959	96.4	-0.21
Toluene	µg/l	0.85	± 0.0889	0.81	0.15	0.126	95.3	-0.32
Methyl-tert-butyl-ether	µg/l	3.25	± 0.361	3.1	0.56	0.434	95.2	-0.36

Sample: CB01ACKW

Parameter	Unit	Target	± CI(99%)	Result	± U	Criteria	Recovery	z-score
1,1,1-Trichloroethane	µg/l	-	± -	<0.05 (LOQ)	-	-	-	-
1,1-Dichloroethene	µg/l	-	± -	<0.05 (LOQ)	-	-	-	-
1,2-Dichloroethane	µg/l	12.7	± 0.888	12.8	2.3	1.32	101	0.1
Bromodichloromethane	µg/l	2.26	± 0.141	2.05	0.37	0.221	90.5	-0.97
cis-1,2-Dichloroethene	µg/l	0.833	± 0.063	0.72	0.13	0.0962	86.4	-1.18
Dibromochloromethane	µg/l	1.1	± 0.0847	0.98	0.18	0.135	88.9	-0.9
Dichloromethane	µg/l	1.89	± 0.147	1.67	0.31	0.213	88.4	-1.03
Tetrachloroethene	µg/l	3.94	± 0.494	3.6	0.65	0.773	91.3	-0.44
Tetrachloromethane	µg/l	1.19	± 0.127	1.03	0.19	0.204	86.5	-0.79
trans-1,2-Dichloroethene	µg/l	0.852	± 0.112	0.65	0.12	0.171	76.3	-1.18
Tribromomethane	µg/l	-	± -	<0.05 (LOQ)	-	-	-	-
Trichloroethene	µg/l	0.652	± 0.0506	0.58	0.11	0.0791	89	-0.91
Trichloromethane	µg/l	9.95	± 0.664	9.69	1.75	1.04	97.4	-0.25

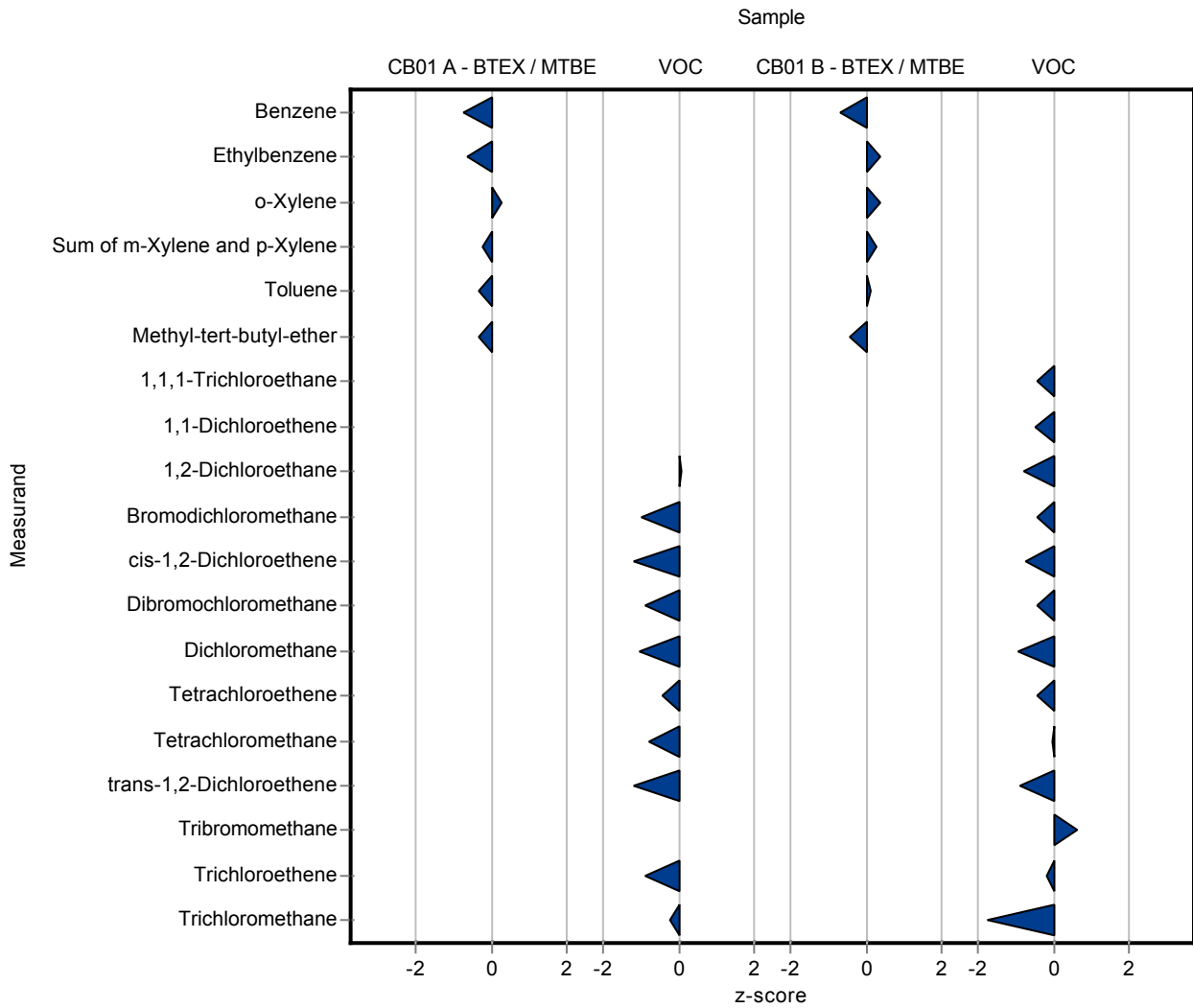
Sample: CB01BBTX

Parameter	Unit	Target	± CI(99%)	Result	± U	Criteria	Recovery	z-score
Benzene	µg/l	2.07	± 0.241	1.84	0.34	0.341	89	-0.67
Ethylbenzene	µg/l	1.45	± 0.201	1.56	0.29	0.276	108	0.4
o-Xylene	µg/l	3.03	± 0.363	3.22	0.58	0.484	106	0.39
Sum of m-Xylene and p-Xylene	µg/l	8.55	± 1.04	8.92	1.61	1.38	104	0.27
Toluene	µg/l	5.33	± 0.512	5.42	0.98	0.704	102	0.13
Methyl-tert-butyl-ether	µg/l	0.882	± 0.103	0.83	0.15	0.124	94.1	-0.42

Sample: CB01BCKW

Parameter	Unit	Target	± CI(99%)	Result	± U	Criteria	Recovery	z-score
1,1,1-Trichloroethane	µg/l	7.27	± 0.671	6.82	1.23	1.05	93.8	-0.43

Parameter	Unit	Target	± CI(99%)	Result	± U	Criteria	Recovery	z-score
1,1-Dichloroethene	µg/l	9.06	± 1.3	8.15	1.47	1.9	89.9	-0.48
1,2-Dichloroethane	µg/l	3.11	± 0.227	2.85	0.52	0.322	91.7	-0.8
Bromodichloromethane	µg/l	7.33	± 0.346	7.11	1.28	0.515	96.9	-0.44
cis-1,2-Dichloroethene	µg/l	4.68	± 0.313	4.35	0.79	0.455	92.9	-0.73
Dibromochloromethane	µg/l	8.15	± 0.698	7.64	1.38	1.12	93.7	-0.46
Dichloromethane	µg/l	8.04	± 0.611	7.23	1.31	0.84	89.9	-0.96
Tetrachloroethene	µg/l	11.3	± 1.38	10.4	1.9	2.21	91.9	-0.41
Tetrachloromethane	µg/l	16.1	± 2.37	15.9	2.9	3.78	99	-0.04
trans-1,2-Dichloroethene	µg/l	3.72	± 0.446	3.13	0.57	0.665	84.2	-0.88
Tribromomethane	µg/l	3.43	± 0.245	3.67	0.67	0.374	107	0.65
Trichloroethene	µg/l	3.9	± 0.324	3.81	0.69	0.507	97.7	-0.18
Trichloromethane	µg/l	1.04	± 0.072	0.84	0.16	0.11	81.1	-1.78



The following results were achieved:

Sample: CB01ABTX

Parameter	Unit	Target ± CI(99%)	Result	± U	Criteria	Recovery	z-score
Benzene	µg/l	0.58 ± 0.0519	0.59	0.178	0.0692	102	0.14
Ethylbenzene	µg/l	0.442 ± 0.0383	0.52	0.155	0.051	118	1.54
o-Xylene	µg/l	4.41 ± 0.513	4.79	1.438	0.684	109	0.55
Sum of m-Xylene and p-Xylene	µg/l	5.69 ± 0.719	5.25	1.576	0.959	92.2	-0.46
Toluene	µg/l	0.85 ± 0.0889	0.97	0.292	0.126	114	0.96
Methyl-tert-butyl-ether	µg/l	3.25 ± 0.361	3.25	0.974	0.434	99.9	-0.01

Sample: CB01ACKW

Parameter	Unit	Target ± CI(99%)	Result	± U	Criteria	Recovery	z-score
1,1,1-Trichloroethane	µg/l	- ± -	<0.2 (LOQ)	-	-	-	-
1,1-Dichloroethene	µg/l	- ± -	<2 (LOQ)	-	-	-	-
1,2-Dichloroethane	µg/l	12.7 ± 0.888	11.8	3.54	1.32	93.1	-0.66
Bromodichloromethane	µg/l	2.26 ± 0.141	1.92	0.575	0.221	84.8	-1.56
cis-1,2-Dichloroethene	µg/l	0.833 ± 0.063	0.81	0.241	0.0962	97.2	-0.24
Dibromochloromethane	µg/l	1.1 ± 0.0847	1.1	0.329	0.135	99.8	-0.02
Dichloromethane	µg/l	1.89 ± 0.147	1.69	0.505	0.213	89.4	-0.94
Tetrachloroethene	µg/l	3.94 ± 0.494	3.9	1.17	0.773	98.9	-0.05
Tetrachloromethane	µg/l	1.19 ± 0.127	1.13	0.34	0.204	94.9	-0.3
trans-1,2-Dichloroethene	µg/l	0.852 ± 0.112	0.9	0.269	0.171	106	0.28
Tribromomethane	µg/l	- ± -	<0.5 (LOQ)	-	-	-	-
Trichloroethene	µg/l	0.652 ± 0.0506	0.67	0.2	0.0791	103	0.23
Trichloromethane	µg/l	9.95 ± 0.664	8.89	2.67	1.04	89.4	-1.02

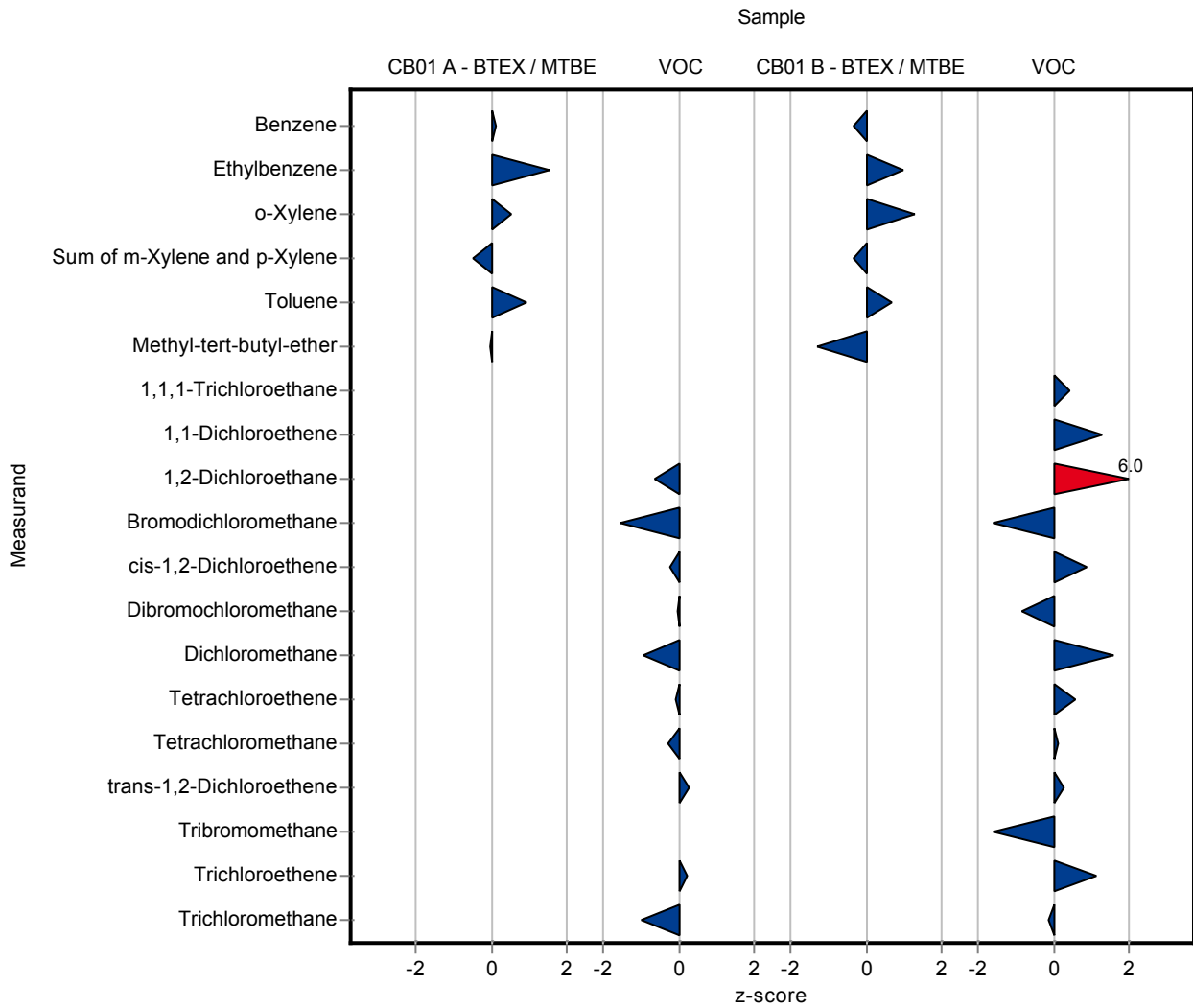
Sample: CB01BBTX

Parameter	Unit	Target ± CI(99%)	Result	± U	Criteria	Recovery	z-score
Benzene	µg/l	2.07 ± 0.241	1.96	0.586	0.341	94.8	-0.31
Ethylbenzene	µg/l	1.45 ± 0.201	1.72	0.515	0.276	119	0.98
o-Xylene	µg/l	3.03 ± 0.363	3.67	1.1	0.484	121	1.32
Sum of m-Xylene and p-Xylene	µg/l	8.55 ± 1.04	8.12	2.44	1.38	95	-0.31
Toluene	µg/l	5.33 ± 0.512	5.83	1.75	0.704	109	0.71
Methyl-tert-butyl-ether	µg/l	0.882 ± 0.103	0.72	0.215	0.124	81.6	-1.31

Sample: CB01BCKW

Parameter	Unit	Target ± CI(99%)	Result	± U	Criteria	Recovery	z-score
1,1,1-Trichloroethane	µg/l	7.27 ± 0.671	7.72	2.32	1.05	106	0.43

Parameter	Unit	Target	± CI(99%)	Result	± U	Criteria	Recovery	z-score
1,1-Dichloroethene	µg/l	9.06	± 1.3	11.5	3.44	1.9	127	1.29
1,2-Dichloroethane	µg/l	3.11	± 0.227	5.05	1.52	0.322	163	6.04
Bromodichloromethane	µg/l	7.33	± 0.346	6.51	1.95	0.515	88.8	-1.6
cis-1,2-Dichloroethene	µg/l	4.68	± 0.313	5.09	1.53	0.455	109	0.9
Dibromochloromethane	µg/l	8.15	± 0.698	7.19	2.16	1.12	88.2	-0.86
Dichloromethane	µg/l	8.04	± 0.611	9.39	2.82	0.84	117	1.61
Tetrachloroethene	µg/l	11.3	± 1.38	12.6	3.78	2.21	111	0.58
Tetrachloromethane	µg/l	16.1	± 2.37	16.6	4.97	3.78	103	0.14
trans-1,2-Dichloroethene	µg/l	3.72	± 0.446	3.91	1.17	0.665	105	0.29
Tribromomethane	µg/l	3.43	± 0.245	2.83	0.85	0.374	82.6	-1.6
Trichloroethene	µg/l	3.9	± 0.324	4.49	1.35	0.507	115	1.16
Trichloromethane	µg/l	1.04	± 0.072	1.02	0.307	0.11	98.5	-0.14



The following results were achieved:

Sample: CB01ABTX

Parameter	Unit	Target ± CI(99%)	Result	± U	Criteria	Recovery	z-score
Benzene	µg/l	0.58 ± 0.0519	0.693	0.208	0.0692	119	1.63
Ethylbenzene	µg/l	0.442 ± 0.0383	0.505	0.187	0.051	114	1.24
o-Xylene	µg/l	4.41 ± 0.513	5.7	1.68	0.684	129	1.88
Sum of m-Xylene and p-Xylene	µg/l	5.69 ± 0.719	7.36	2.41	0.959	129	1.74
Toluene	µg/l	0.85 ± 0.0889	1.09	0.38	0.126	128	1.91
Methyl-tert-butyl-ether	µg/l	3.25 ± 0.361	3.49	1.05	0.434	107	0.54

Sample: CB01ACKW

Parameter	Unit	Target ± CI(99%)	Result	± U	Criteria	Recovery	z-score
1,1,1-Trichloroethane	µg/l	- ± -	<0.1 (LOQ)	-	-	-	-
1,1-Dichloroethene	µg/l	- ± -	<0.1 (LOQ)	-	-	-	-
1,2-Dichloroethane	µg/l	12.7 ± 0.888	17.9	3	1.32	141	3.95
Bromodichloromethane	µg/l	2.26 ± 0.141	2.82	0.56	0.221	125	2.51
cis-1,2-Dichloroethene	µg/l	0.833 ± 0.063	1.01	0.26	0.0962	121	1.84
Dibromochloromethane	µg/l	1.1 ± 0.0847	1.11	0.2	0.135	101	0.06
Dichloromethane	µg/l	1.89 ± 0.147	2.25	0.51	0.213	119	1.69
Tetrachloroethene	µg/l	3.94 ± 0.494	4.95	1.73	0.773	126	1.3
Tetrachloromethane	µg/l	1.19 ± 0.127	1.63	0.44	0.204	137	2.16
trans-1,2-Dichloroethene	µg/l	0.852 ± 0.112	1.07	0.34	0.171	126	1.28
Tribromomethane	µg/l	- ± -	<0.1 (LOQ)	-	-	-	-
Trichloroethene	µg/l	0.652 ± 0.0506	0.965	0.292	0.0791	148	3.96
Trichloromethane	µg/l	9.95 ± 0.664	13.1	3.2	1.04	132	3.03

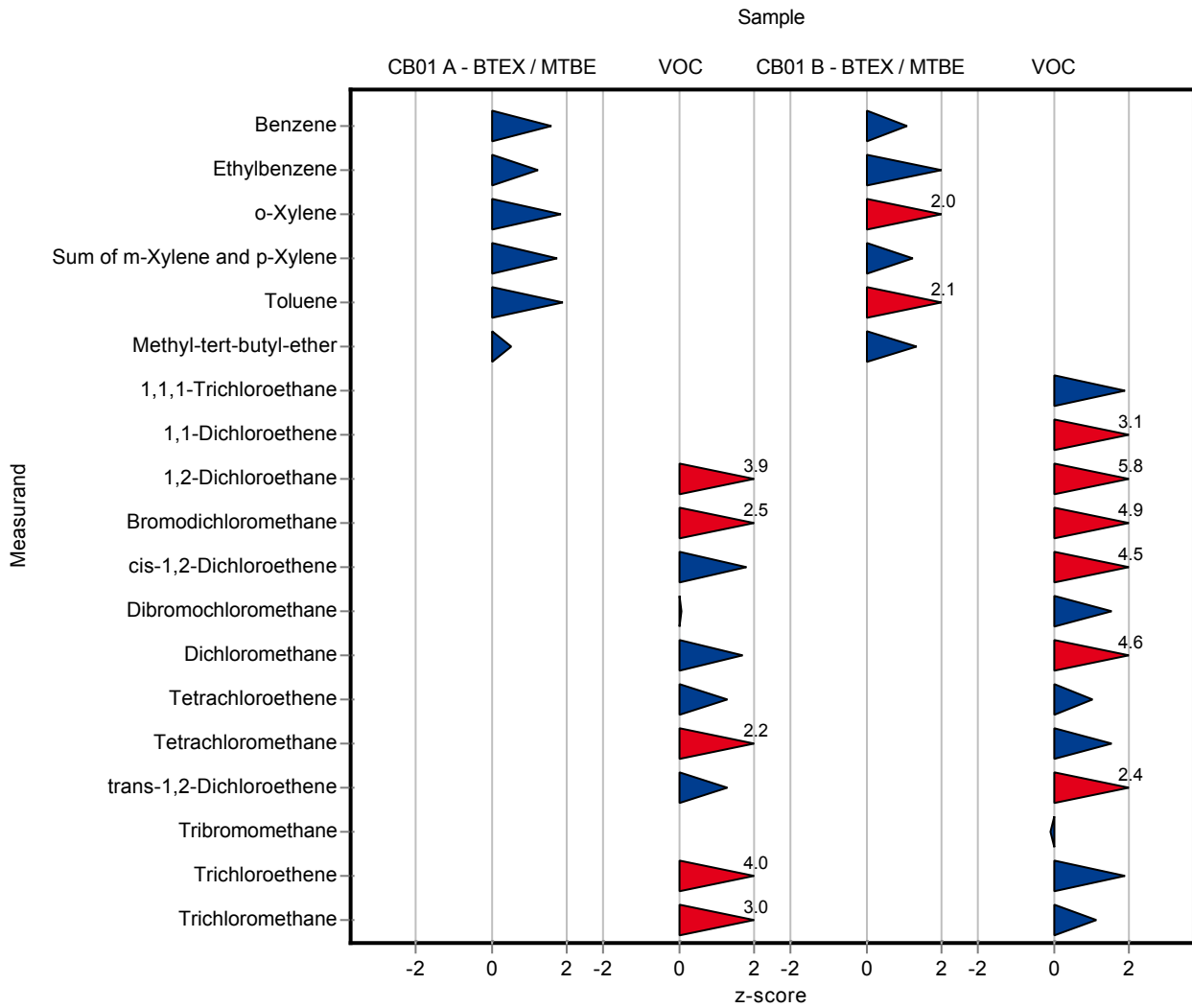
Sample: CB01BBTX

Parameter	Unit	Target ± CI(99%)	Result	± U	Criteria	Recovery	z-score
Benzene	µg/l	2.07 ± 0.241	2.44	0.78	0.341	118	1.09
Ethylbenzene	µg/l	1.45 ± 0.201	2	0.62	0.276	138	1.99
o-Xylene	µg/l	3.03 ± 0.363	4.02	1.18	0.484	133	2.04
Sum of m-Xylene and p-Xylene	µg/l	8.55 ± 1.04	10.3	3.08	1.38	121	1.27
Toluene	µg/l	5.33 ± 0.512	6.8	2.06	0.704	128	2.09
Methyl-tert-butyl-ether	µg/l	0.882 ± 0.103	1.05	0.32	0.124	119	1.35

Sample: CB01BCKW

Parameter	Unit	Target ± CI(99%)	Result	± U	Criteria	Recovery	z-score
1,1,1-Trichloroethane	µg/l	7.27 ± 0.671	9.3	2.73	1.05	128	1.93

Parameter	Unit	Target	± CI(99%)	Result	± U	Criteria	Recovery	z-score
1,1-Dichloroethene	µg/l	9.06	± 1.3	14.9	4.7	1.9	164	3.08
1,2-Dichloroethane	µg/l	3.11	± 0.227	4.96	1.61	0.322	160	5.76
Bromodichloromethane	µg/l	7.33	± 0.346	9.87	2.97	0.515	135	4.92
cis-1,2-Dichloroethene	µg/l	4.68	± 0.313	6.74	1.75	0.455	144	4.52
Dibromochloromethane	µg/l	8.15	± 0.698	9.91	3.02	1.12	122	1.58
Dichloromethane	µg/l	8.04	± 0.611	11.9	3.6	0.84	148	4.6
Tetrachloroethene	µg/l	11.3	± 1.38	13.6	4.9	2.21	120	1.03
Tetrachloromethane	µg/l	16.1	± 2.37	22	6.6	3.78	137	1.57
trans-1,2-Dichloroethene	µg/l	3.72	± 0.446	5.34	1.6	0.665	144	2.44
Tribromomethane	µg/l	3.43	± 0.245	3.4	1.04	0.374	99.2	-0.07
Trichloroethene	µg/l	3.9	± 0.324	4.86	1.38	0.507	125	1.89
Trichloromethane	µg/l	1.04	± 0.072	1.16	0.35	0.11	112	1.13



The following results were achieved:

Sample: CB01ABTX

Parameter	Unit	Target ± CI(99%)	Result	± U	Criteria	Recovery	z-score
Benzene	µg/l	0.58 ± 0.0519	0.47	0.14	0.0692	81	-1.59
Ethylbenzene	µg/l	0.442 ± 0.0383	0.44	0.13	0.051	99.6	-0.03
o-Xylene	µg/l	4.41 ± 0.513	3.7	1.11	0.684	83.9	-1.04
Sum of m-Xylene and p-Xylene	µg/l	5.69 ± 0.719	2.34	0.7	0.959	41.1	-3.5
Toluene	µg/l	0.85 ± 0.0889	0.67	0.2	0.126	78.8	-1.43
Methyl-tert-butyl-ether	µg/l	3.25 ± 0.361	2.96	0.89	0.434	90.9	-0.68

Sample: CB01ACKW

Parameter	Unit	Target ± CI(99%)	Result	± U	Criteria	Recovery	z-score
1,1,1-Trichloroethane	µg/l	- ± -	<0.1 (LOQ)	-	-	-	-
1,1-Dichloroethene	µg/l	- ± -	<0.1 (LOQ)	-	-	-	-
1,2-Dichloroethane	µg/l	12.7 ± 0.888	12.14	3.64	1.32	95.8	-0.4
Bromodichloromethane	µg/l	2.26 ± 0.141	2.04	0.61	0.221	90.1	-1.02
cis-1,2-Dichloroethene	µg/l	0.833 ± 0.063	0.71	0.21	0.0962	85.2	-1.28
Dibromochloromethane	µg/l	1.1 ± 0.0847	0.92	0.27	0.135	83.5	-1.35
Dichloromethane	µg/l	1.89 ± 0.147	1.76	0.6	0.213	93.1	-0.61
Tetrachloroethene	µg/l	3.94 ± 0.494	3.38	1.01	0.773	85.8	-0.73
Tetrachloromethane	µg/l	1.19 ± 0.127	1.12	0.34	0.204	94.1	-0.34
trans-1,2-Dichloroethene	µg/l	0.852 ± 0.112	0.72	0.22	0.171	84.5	-0.77
Tribromomethane	µg/l	- ± -	<0.1 (LOQ)	-	-	-	-
Trichloroethene	µg/l	0.652 ± 0.0506	0.58	0.17	0.0791	89	-0.91
Trichloromethane	µg/l	9.95 ± 0.664	9.53	2.86	1.04	95.8	-0.4

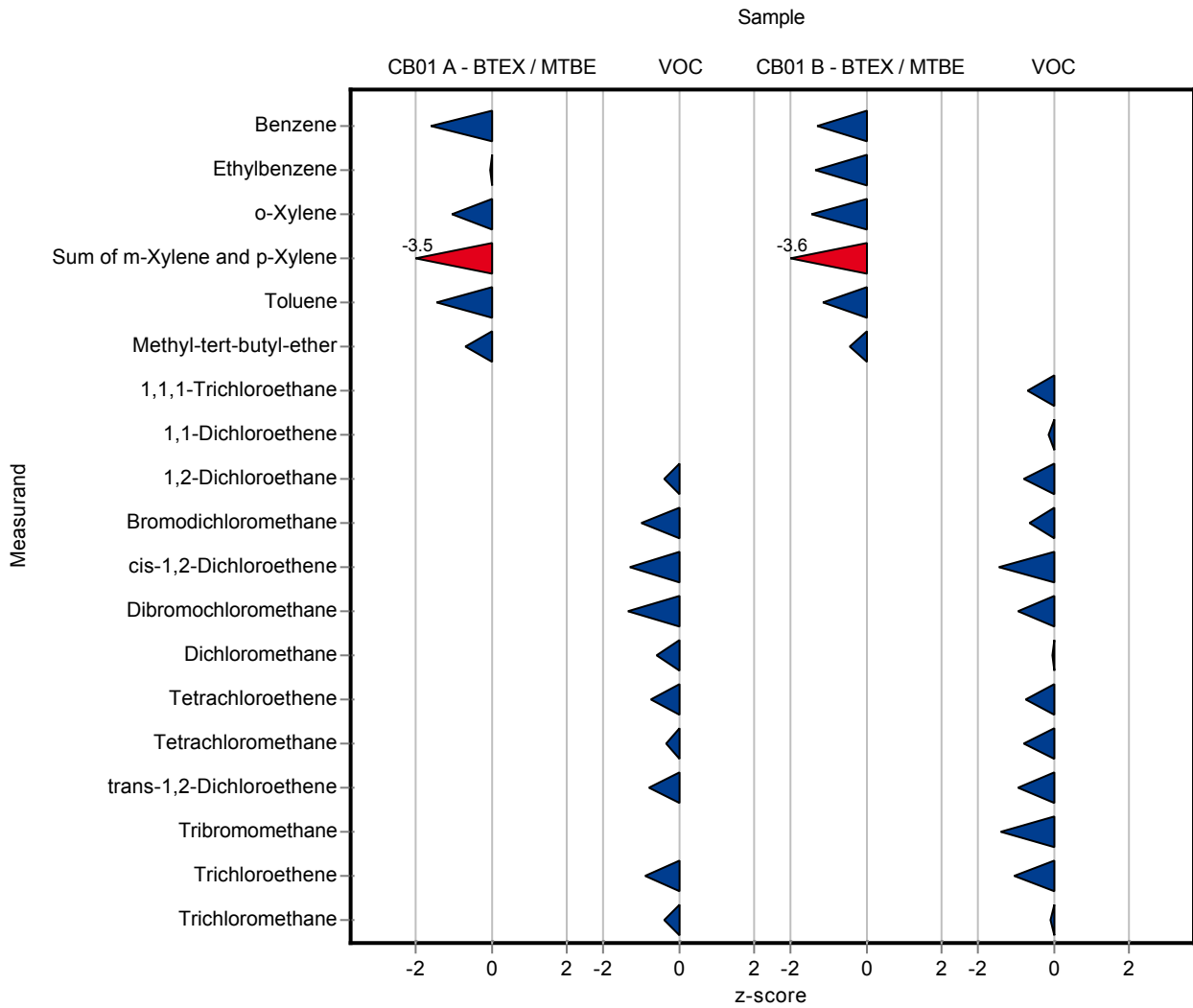
Sample: CB01BBTX

Parameter	Unit	Target ± CI(99%)	Result	± U	Criteria	Recovery	z-score
Benzene	µg/l	2.07 ± 0.241	1.63	0.49	0.341	78.9	-1.28
Ethylbenzene	µg/l	1.45 ± 0.201	1.08	0.32	0.276	74.5	-1.34
o-Xylene	µg/l	3.03 ± 0.363	2.34	0.7	0.484	77.1	-1.43
Sum of m-Xylene and p-Xylene	µg/l	8.55 ± 1.04	3.59	1.08	1.38	42	-3.59
Toluene	µg/l	5.33 ± 0.512	4.51	1.35	0.704	84.6	-1.16
Methyl-tert-butyl-ether	µg/l	0.882 ± 0.103	0.83	0.25	0.124	94.1	-0.42

Sample: CB01BCKW

Parameter	Unit	Target ± CI(99%)	Result	± U	Criteria	Recovery	z-score
1,1,1-Trichloroethane	µg/l	7.27 ± 0.671	6.56	1.97	1.05	90.2	-0.68

Parameter	Unit	Target	± CI(99%)	Result	± U	Criteria	Recovery	z-score
1,1-Dichloroethene	µg/l	9.06	± 1.3	8.84	2.65	1.9	97.5	-0.12
1,2-Dichloroethane	µg/l	3.11	± 0.227	2.85	0.85	0.322	91.7	-0.8
Bromodichloromethane	µg/l	7.33	± 0.346	7	2.1	0.515	95.4	-0.65
cis-1,2-Dichloroethene	µg/l	4.68	± 0.313	4.02	1.21	0.455	85.9	-1.46
Dibromochloromethane	µg/l	8.15	± 0.698	7.09	2.13	1.12	87	-0.95
Dichloromethane	µg/l	8.04	± 0.611	8.03	2.41	0.84	99.9	-0.01
Tetrachloroethene	µg/l	11.3	± 1.38	9.68	2.9	2.21	85.6	-0.74
Tetrachloromethane	µg/l	16.1	± 2.37	13.04	3.91	3.78	81.2	-0.8
trans-1,2-Dichloroethene	µg/l	3.72	± 0.446	3.1	0.93	0.665	83.4	-0.93
Tribromomethane	µg/l	3.43	± 0.245	2.91	0.87	0.374	84.9	-1.38
Trichloroethene	µg/l	3.9	± 0.324	3.38	1.01	0.507	86.6	-1.03
Trichloromethane	µg/l	1.04	± 0.072	1.03	0.31	0.11	99.4	-0.05



Laboratory oriented report Volatile halogenated hydrocarbons (VOC), BTEX and MTBE - CB01

Laboratory: LC0020

The following results were achieved:

Sample: CB01ABTX

Parameter	Unit	Target ± CI(99%)	Result	± U	Criteria	Recovery	z-score
Benzene	µg/l	0.58 ± 0.0519	0.55	0.05	0.0692	94.8	-0.44
Ethylbenzene	µg/l	0.442 ± 0.0383	0.41	0.04	0.051	92.9	-0.62
o-Xylene	µg/l	4.41 ± 0.513	3.42	0.3	0.684	77.5	-1.45
Sum of m-Xylene and p-Xylene	µg/l	5.69 ± 0.719	4.65	0.5	0.959	81.7	-1.09
Toluene	µg/l	0.85 ± 0.0889	0.8	0.08	0.126	94.1	-0.4
Methyl-tert-butyl-ether	µg/l	3.25 ± 0.361	2.9	0.3	0.434	89.1	-0.82

Sample: CB01ACKW

Parameter	Unit	Target ± CI(99%)	Result	± U	Criteria	Recovery	z-score
1,1,1-Trichloroethane	µg/l	- ± -	<0.08 (LOQ)	-	-	-	-
1,1-Dichloroethene	µg/l	- ± -	<0.1 (LOQ)	-	-	-	-
1,2-Dichloroethane	µg/l	12.7 ± 0.888	11.3	1	1.32	89.2	-1.04
Bromodichloromethane	µg/l	2.26 ± 0.141	2.08	0.2	0.221	91.8	-0.84
cis-1,2-Dichloroethene	µg/l	0.833 ± 0.063	0.82	0.08	0.0962	98.4	-0.14
Dibromochloromethane	µg/l	1.1 ± 0.0847	1.08	0.1	0.135	98	-0.16
Dichloromethane	µg/l	1.89 ± 0.147	1.66	0.2	0.213	87.8	-1.08
Tetrachloroethene	µg/l	3.94 ± 0.494	3.25	0.3	0.773	82.5	-0.9
Tetrachloromethane	µg/l	1.19 ± 0.127	1.25	0.1	0.204	105	0.29
trans-1,2-Dichloroethene	µg/l	0.852 ± 0.112	0.83	0.08	0.171	97.4	-0.13
Tribromomethane	µg/l	- ± -	<0.08 (LOQ)	-	-	-	-
Trichloroethene	µg/l	0.652 ± 0.0506	0.66	0.07	0.0791	101	0.11
Trichloromethane	µg/l	9.95 ± 0.664	9.35	1	1.04	94	-0.58

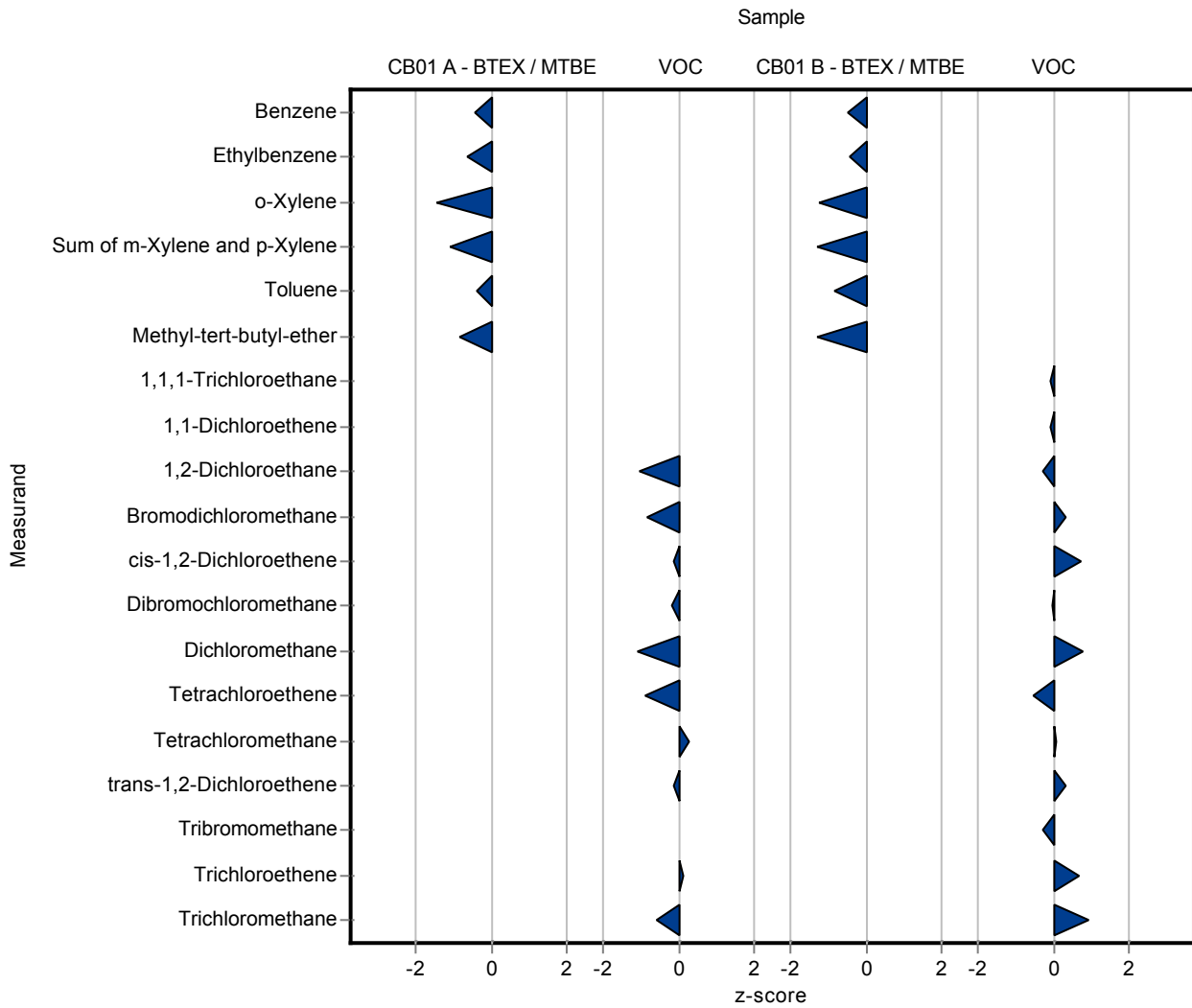
Sample: CB01BBTX

Parameter	Unit	Target ± CI(99%)	Result	± U	Criteria	Recovery	z-score
Benzene	µg/l	2.07 ± 0.241	1.91	0.2	0.341	92.4	-0.46
Ethylbenzene	µg/l	1.45 ± 0.201	1.33	0.1	0.276	91.7	-0.44
o-Xylene	µg/l	3.03 ± 0.363	2.43	0.2	0.484	80.1	-1.25
Sum of m-Xylene and p-Xylene	µg/l	8.55 ± 1.04	6.75	0.7	1.38	79	-1.3
Toluene	µg/l	5.33 ± 0.512	4.73	0.5	0.704	88.8	-0.85
Methyl-tert-butyl-ether	µg/l	0.882 ± 0.103	0.72	0.07	0.124	81.6	-1.31

Sample: CB01BCKW

Parameter	Unit	Target ± CI(99%)	Result	± U	Criteria	Recovery	z-score
1,1,1-Trichloroethane	µg/l	7.27 ± 0.671	7.17	0.7	1.05	98.6	-0.1

Parameter	Unit	Target	± CI(99%)	Result	± U	Criteria	Recovery	z-score
1,1-Dichloroethene	µg/l	9.06	± 1.3	8.88	0.9	1.9	98	-0.1
1,2-Dichloroethane	µg/l	3.11	± 0.227	3.02	0.3	0.322	97.2	-0.27
Bromodichloromethane	µg/l	7.33	± 0.346	7.5	0.7	0.515	102	0.32
cis-1,2-Dichloroethene	µg/l	4.68	± 0.313	5.03	0.5	0.455	107	0.77
Dibromochloromethane	µg/l	8.15	± 0.698	8.14	0.8	1.12	99.9	-0.01
Dichloromethane	µg/l	8.04	± 0.611	8.7	0.9	0.84	108	0.79
Tetrachloroethene	µg/l	11.3	± 1.38	10.1	1	2.21	89.3	-0.55
Tetrachloromethane	µg/l	16.1	± 2.37	16.3	2	3.78	101	0.06
trans-1,2-Dichloroethene	µg/l	3.72	± 0.446	3.93	0.4	0.665	106	0.32
Tribromomethane	µg/l	3.43	± 0.245	3.32	0.3	0.374	96.9	-0.29
Trichloroethene	µg/l	3.9	± 0.324	4.24	0.4	0.507	109	0.67
Trichloromethane	µg/l	1.04	± 0.072	1.14	0.1	0.11	110	0.95



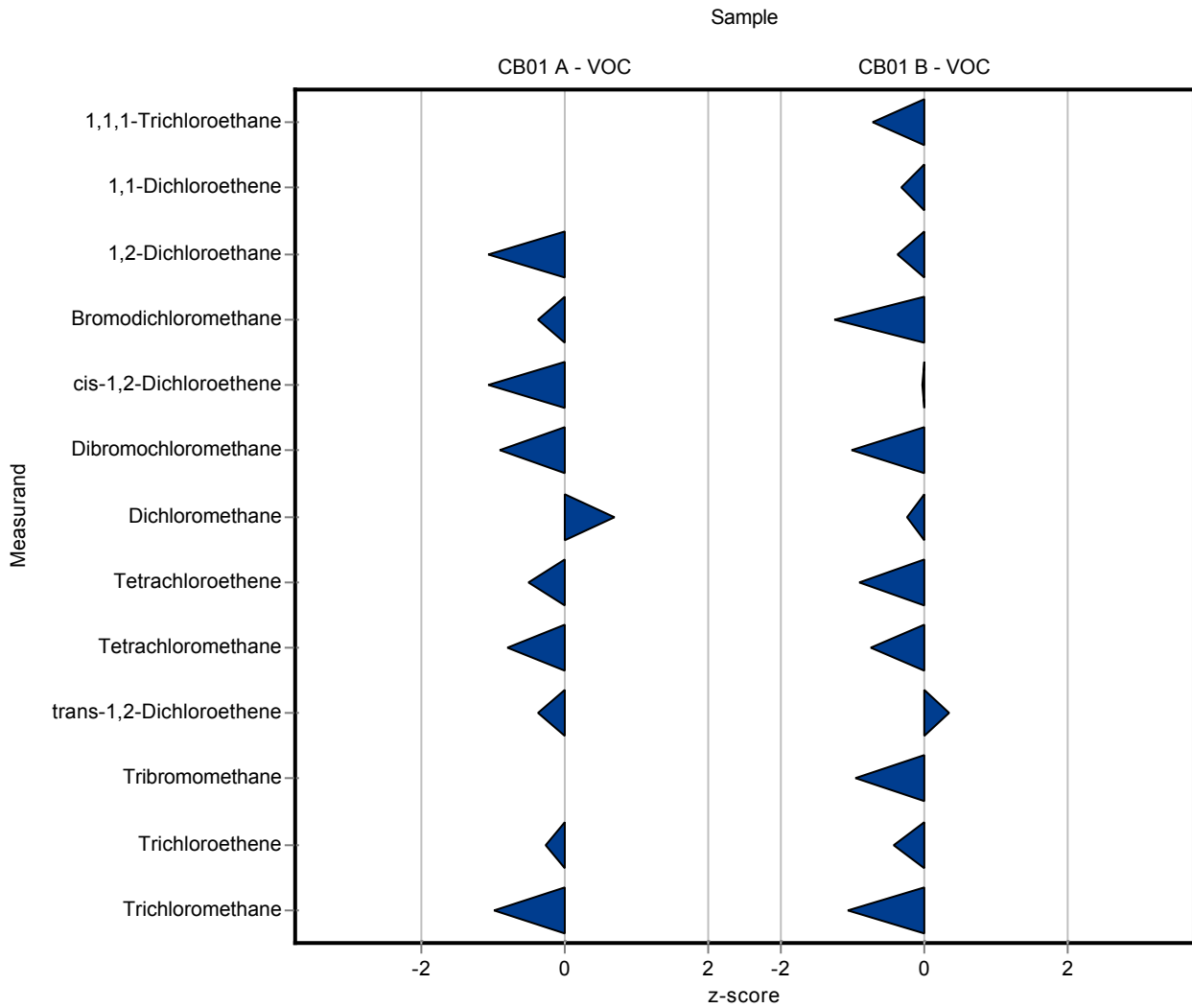
The following results were achieved:

Sample: CB01ACKW

Parameter	Unit	Target	± CI(99%)	Result	± U	Criteria	Recovery	z-score
1,1,1-Trichloroethane	µg/l	-	± -	<0.1 (LOQ)	-	-	-	-
1,1-Dichloroethene	µg/l	-	± -	<0.2 (LOQ)	-	-	-	-
1,2-Dichloroethane	µg/l	12.7	± 0.888	11.27	1.69	1.32	88.9	-1.06
Bromodichloromethane	µg/l	2.26	± 0.141	2.18	0.33	0.221	96.3	-0.39
cis-1,2-Dichloroethene	µg/l	0.833	± 0.063	0.73	0.11	0.0962	87.6	-1.08
Dibromochloromethane	µg/l	1.1	± 0.0847	0.98	0.15	0.135	88.9	-0.9
Dichloromethane	µg/l	1.89	± 0.147	2.04	0.31	0.213	108	0.7
Tetrachloroethene	µg/l	3.94	± 0.494	3.56	0.53	0.773	90.3	-0.49
Tetrachloromethane	µg/l	1.19	± 0.127	1.03	0.15	0.204	86.5	-0.79
trans-1,2-Dichloroethene	µg/l	0.852	± 0.112	0.79	0.12	0.171	92.7	-0.36
Tribromomethane	µg/l	-	± -	<0.1 (LOQ)	-	-	-	-
Trichloroethene	µg/l	0.652	± 0.0506	0.63	0.09	0.0791	96.7	-0.27
Trichloromethane	µg/l	9.95	± 0.664	8.92	1.34	1.04	89.7	-0.99

Sample: CB01BCKW

Parameter	Unit	Target	± CI(99%)	Result	± U	Criteria	Recovery	z-score
1,1,1-Trichloroethane	µg/l	7.27	± 0.671	6.51	0.98	1.05	89.5	-0.73
1,1-Dichloroethene	µg/l	9.06	± 1.3	8.47	1.27	1.9	93.5	-0.31
1,2-Dichloroethane	µg/l	3.11	± 0.227	2.99	0.45	0.322	96.2	-0.37
Bromodichloromethane	µg/l	7.33	± 0.346	6.69	1	0.515	91.2	-1.25
cis-1,2-Dichloroethene	µg/l	4.68	± 0.313	4.67	0.7	0.455	99.7	-0.03
Dibromochloromethane	µg/l	8.15	± 0.698	7.01	1.05	1.12	86	-1.02
Dichloromethane	µg/l	8.04	± 0.611	7.83	1.17	0.84	97.4	-0.25
Tetrachloroethene	µg/l	11.3	± 1.38	9.32	1.4	2.21	82.4	-0.9
Tetrachloromethane	µg/l	16.1	± 2.37	13.25	1.99	3.78	82.5	-0.74
trans-1,2-Dichloroethene	µg/l	3.72	± 0.446	3.94	0.59	0.665	106	0.34
Tribromomethane	µg/l	3.43	± 0.245	3.07	0.46	0.374	89.6	-0.96
Trichloroethene	µg/l	3.9	± 0.324	3.68	0.55	0.507	94.3	-0.43
Trichloromethane	µg/l	1.04	± 0.072	0.92	0.14	0.11	88.8	-1.05



The following results were achieved:

Sample: CB01ABTX

Parameter	Unit	Target ± CI(99%)	Result	± U	Criteria	Recovery	z-score
Benzene	µg/l	0.58 ± 0.0519	0.594	0.08316	0.0692	102	0.2
Ethylbenzene	µg/l	0.442 ± 0.0383	0.475	0.04275	0.051	108	0.66
o-Xylene	µg/l	4.41 ± 0.513	4.34	0.3906	0.684	98.4	-0.1
Sum of m-Xylene and p-Xylene	µg/l	5.69 ± 0.719	5.5	0.44	0.959	96.6	-0.2
Toluene	µg/l	0.85 ± 0.0889	0.854	0.07686	0.126	100	0.03
Methyl-tert-butyl-ether	µg/l	3.25 ± 0.361	3.11	0.5287	0.434	95.6	-0.33

Sample: CB01ACKW

Parameter	Unit	Target ± CI(99%)	Result	± U	Criteria	Recovery	z-score
1,1,1-Trichloroethane	µg/l	- ± -	<0.05 (LOQ)	-	-	-	-
1,1-Dichloroethene	µg/l	- ± -	<0.05 (LOQ)	-	-	-	-
1,2-Dichloroethane	µg/l	12.7 ± 0.888	15.4	2.464	1.32	122	2.06
Bromodichloromethane	µg/l	2.26 ± 0.141	2.2	0.264	0.221	97.1	-0.29
cis-1,2-Dichloroethene	µg/l	0.833 ± 0.063	0.843	0.11802	0.0962	101	0.1
Dibromochloromethane	µg/l	1.1 ± 0.0847	1.07	0.107	0.135	97.1	-0.24
Dichloromethane	µg/l	1.89 ± 0.147	2.09	0.418	0.213	111	0.94
Tetrachloroethene	µg/l	3.94 ± 0.494	3.24	0.972	0.773	82.2	-0.91
Tetrachloromethane	µg/l	1.19 ± 0.127	1.13	0.2034	0.204	94.9	-0.3
trans-1,2-Dichloroethene	µg/l	0.852 ± 0.112	0.78	0.0624	0.171	91.5	-0.42
Tribromomethane	µg/l	- ± -	<0.05 (LOQ)	-	-	-	-
Trichloroethene	µg/l	0.652 ± 0.0506	0.642	0.1605	0.0791	98.5	-0.12
Trichloromethane	µg/l	9.95 ± 0.664	10.5	1.575	1.04	106	0.53

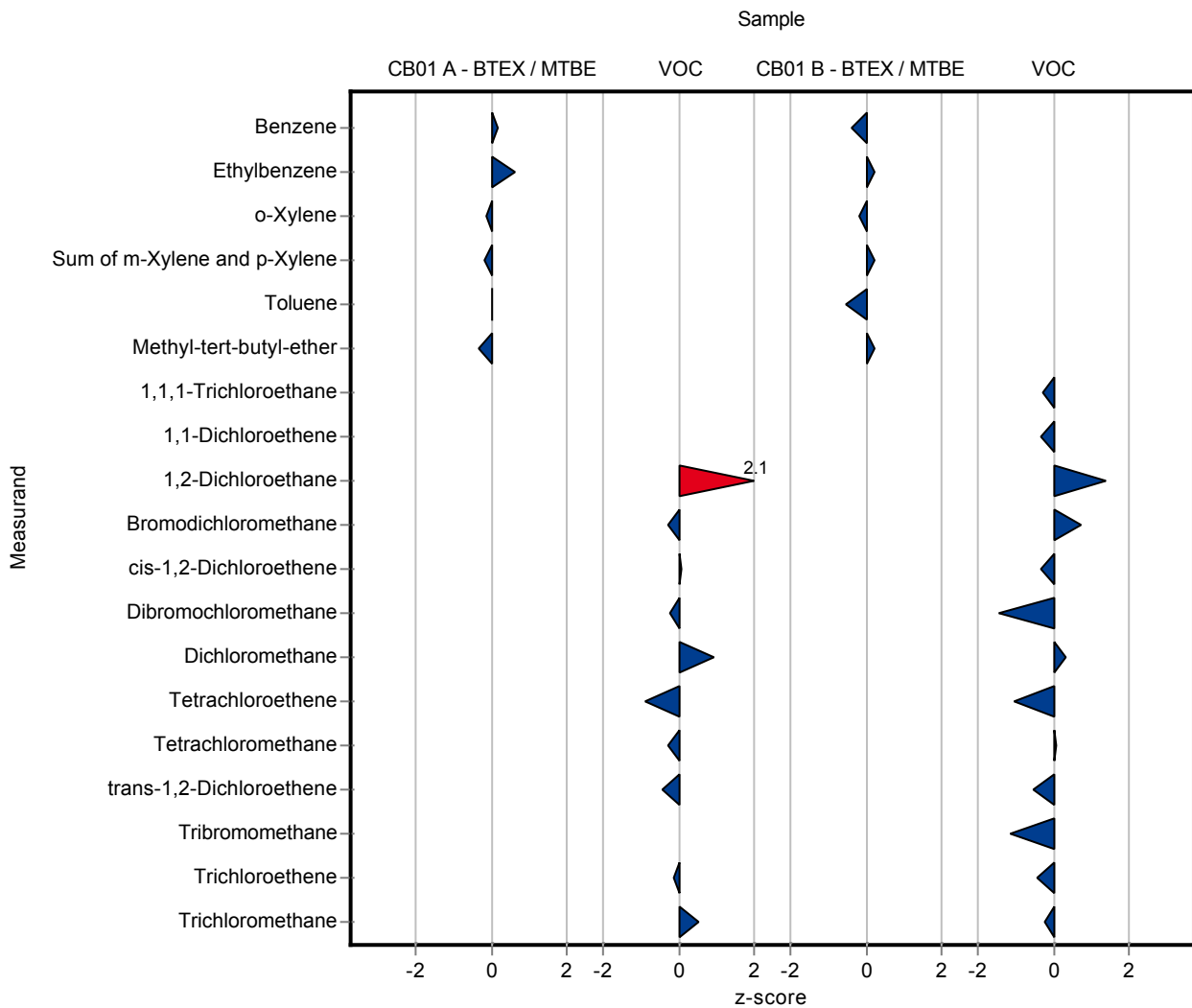
Sample: CB01BBTX

Parameter	Unit	Target ± CI(99%)	Result	± U	Criteria	Recovery	z-score
Benzene	µg/l	2.07 ± 0.241	1.94	0.2716	0.341	93.9	-0.37
Ethylbenzene	µg/l	1.45 ± 0.201	1.51	0.1359	0.276	104	0.22
o-Xylene	µg/l	3.03 ± 0.363	2.95	0.2655	0.484	97.2	-0.17
Sum of m-Xylene and p-Xylene	µg/l	8.55 ± 1.04	8.89	0.7112	1.38	104	0.25
Toluene	µg/l	5.33 ± 0.512	4.94	0.4446	0.704	92.7	-0.55
Methyl-tert-butyl-ether	µg/l	0.882 ± 0.103	0.911	0.15487	0.124	103	0.23

Sample: CB01BCKW

Parameter	Unit	Target ± CI(99%)	Result	± U	Criteria	Recovery	z-score
1,1,1-Trichloroethane	µg/l	7.27 ± 0.671	6.99	1.1883	1.05	96.1	-0.27

Parameter	Unit	Target	± CI(99%)	Result	± U	Criteria	Recovery	z-score
1,1-Dichloroethene	µg/l	9.06	± 1.3	8.46	0.6768	1.9	93.3	-0.32
1,2-Dichloroethane	µg/l	3.11	± 0.227	3.56	0.5696	0.322	115	1.41
Bromodichloromethane	µg/l	7.33	± 0.346	7.71	0.9252	0.515	105	0.73
cis-1,2-Dichloroethene	µg/l	4.68	± 0.313	4.54	0.6356	0.455	97	-0.31
Dibromochloromethane	µg/l	8.15	± 0.698	6.51	0.651	1.12	79.9	-1.47
Dichloromethane	µg/l	8.04	± 0.611	8.3	1.66	0.84	103	0.31
Tetrachloroethene	µg/l	11.3	± 1.38	9.02	2.706	2.21	79.7	-1.04
Tetrachloromethane	µg/l	16.1	± 2.37	16.4	2.952	3.78	102	0.09
trans-1,2-Dichloroethene	µg/l	3.72	± 0.446	3.36	0.2688	0.665	90.4	-0.54
Tribromomethane	µg/l	3.43	± 0.245	3	0.24	0.374	87.5	-1.14
Trichloroethene	µg/l	3.9	± 0.324	3.67	0.9175	0.507	94.1	-0.46
Trichloromethane	µg/l	1.04	± 0.072	1.01	0.1515	0.11	97.5	-0.24



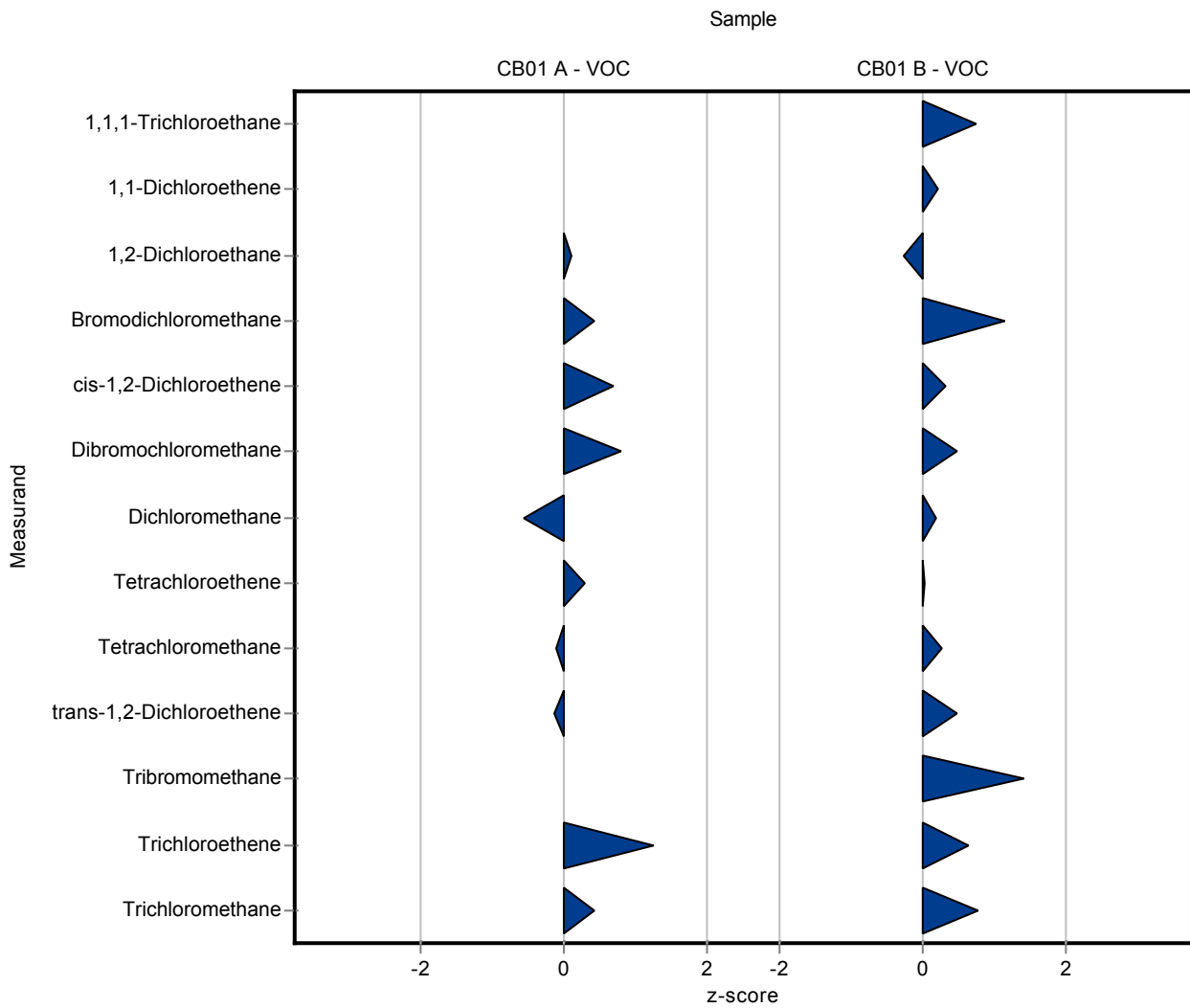
The following results were achieved:

Sample: CB01ACKW

Parameter	Unit	Target	± CI(99%)	Result	± U	Criteria	Recovery	z-score
1,1,1-Trichloroethane	µg/l	-	± -	<0.02 (LOQ)	-	-	-	-
1,1-Dichloroethene	µg/l	-	± -	<0.03 (LOQ)	-	-	-	-
1,2-Dichloroethane	µg/l	12.7	± 0.888	12.8	2.5	1.32	101	0.1
Bromodichloromethane	µg/l	2.26	± 0.141	2.36	0.47	0.221	104	0.43
cis-1,2-Dichloroethene	µg/l	0.833	± 0.063	0.9	0.18	0.0962	108	0.69
Dibromochloromethane	µg/l	1.1	± 0.0847	1.21	0.24	0.135	110	0.8
Dichloromethane	µg/l	1.89	± 0.147	1.77	0.35	0.213	93.7	-0.56
Tetrachloroethene	µg/l	3.94	± 0.494	4.17	0.83	0.773	106	0.3
Tetrachloromethane	µg/l	1.19	± 0.127	1.17	0.23	0.204	98.3	-0.1
trans-1,2-Dichloroethene	µg/l	0.852	± 0.112	0.83	0.17	0.171	97.4	-0.13
Tribromomethane	µg/l	-	± -	0.03	0.01	-	-	-
Trichloroethene	µg/l	0.652	± 0.0506	0.75	0.15	0.0791	115	1.24
Trichloromethane	µg/l	9.95	± 0.664	10.4	2.1	1.04	105	0.43

Sample: CB01BCKW

Parameter	Unit	Target	± CI(99%)	Result	± U	Criteria	Recovery	z-score
1,1,1-Trichloroethane	µg/l	7.27	± 0.671	8.04	1.61	1.05	111	0.73
1,1-Dichloroethene	µg/l	9.06	± 1.3	9.47	1.89	1.9	104	0.21
1,2-Dichloroethane	µg/l	3.11	± 0.227	3.02	0.6	0.322	97.2	-0.27
Bromodichloromethane	µg/l	7.33	± 0.346	7.92	1.58	0.515	108	1.14
cis-1,2-Dichloroethene	µg/l	4.68	± 0.313	4.83	0.96	0.455	103	0.33
Dibromochloromethane	µg/l	8.15	± 0.698	8.69	1.74	1.12	107	0.48
Dichloromethane	µg/l	8.04	± 0.611	8.2	1.64	0.84	102	0.19
Tetrachloroethene	µg/l	11.3	± 1.38	11.4	2.28	2.21	101	0.04
Tetrachloromethane	µg/l	16.1	± 2.37	17.1	3.4	3.78	106	0.27
trans-1,2-Dichloroethene	µg/l	3.72	± 0.446	4.04	0.81	0.665	109	0.49
Tribromomethane	µg/l	3.43	± 0.245	3.95	0.79	0.374	115	1.4
Trichloroethene	µg/l	3.9	± 0.324	4.22	0.84	0.507	108	0.63
Trichloromethane	µg/l	1.04	± 0.072	1.12	0.22	0.11	108	0.77



The following results were achieved:

Sample: CB01ABTX

Parameter	Unit	Target	± CI(99%)	Result	± U	Criteria	Recovery	z-score
Benzene	µg/l	0.58	± 0.0519	0.58	0.17	0.0692	100	0.00
Ethylbenzene	µg/l	0.442	± 0.0383	0.45	0.14	0.051	102	0.17
o-Xylene	µg/l	4.41	± 0.513	4.66	1.4	0.684	106	0.36
Sum of m-Xylene and p-Xylene	µg/l	5.69	± 0.719	5.8	1.74	0.959	102	0.11
Toluene	µg/l	0.85	± 0.0889	0.87	0.26	0.126	102	0.16
Methyl-tert-butyl-ether	µg/l	3.25	± 0.361	-	-	0.434	-	-

Sample: CB01ACKW

Parameter	Unit	Target	± CI(99%)	Result	± U	Criteria	Recovery	z-score
1,1,1-Trichloroethane	µg/l	-	± -	<0.04 (LOQ)	-	-	-	-
1,1-Dichloroethene	µg/l	-	± -	<0.04 (LOQ)	-	-	-	-
1,2-Dichloroethane	µg/l	12.7	± 0.888	12.96	3.89	1.32	102	0.22
Bromodichloromethane	µg/l	2.26	± 0.141	2.14	0.64	0.221	94.5	-0.57
cis-1,2-Dichloroethene	µg/l	0.833	± 0.063	0.92	0.28	0.0962	110	0.9
Dibromochloromethane	µg/l	1.1	± 0.0847	0.89	0.27	0.135	80.7	-1.57
Dichloromethane	µg/l	1.89	± 0.147	1.94	0.58	0.213	103	0.23
Tetrachloroethene	µg/l	3.94	± 0.494	4.07	1.22	0.773	103	0.17
Tetrachloromethane	µg/l	1.19	± 0.127	1.2	0.36	0.204	101	0.05
trans-1,2-Dichloroethene	µg/l	0.852	± 0.112	1.01	0.3	0.171	119	0.93
Tribromomethane	µg/l	-	± -	<0.04 (LOQ)	-	-	-	-
Trichloroethene	µg/l	0.652	± 0.0506	0.71	0.21	0.0791	109	0.74
Trichloromethane	µg/l	9.95	± 0.664	10.58	3.18	1.04	106	0.61

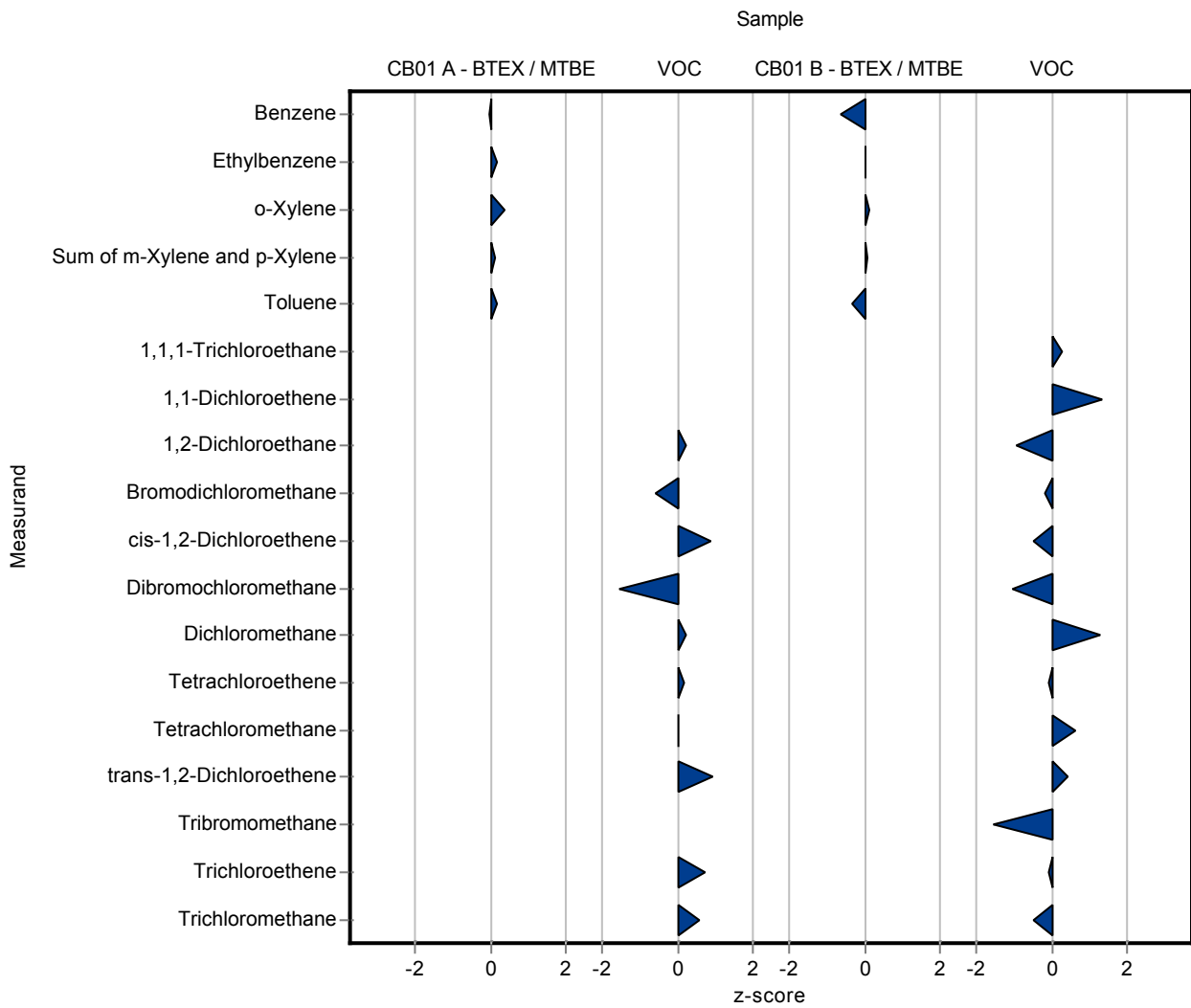
Sample: CB01BBTX

Parameter	Unit	Target	± CI(99%)	Result	± U	Criteria	Recovery	z-score
Benzene	µg/l	2.07	± 0.241	1.85	0.56	0.341	89.5	-0.64
Ethylbenzene	µg/l	1.45	± 0.201	1.46	0.44	0.276	101	0.04
o-Xylene	µg/l	3.03	± 0.363	3.09	0.93	0.484	102	0.12
Sum of m-Xylene and p-Xylene	µg/l	8.55	± 1.04	8.67	2.6	1.38	101	0.09
Toluene	µg/l	5.33	± 0.512	5.11	1.53	0.704	95.9	-0.31
Methyl-tert-butyl-ether	µg/l	0.882	± 0.103	-	-	0.124	-	-

Sample: CB01BCKW

Parameter	Unit	Target	± CI(99%)	Result	± U	Criteria	Recovery	z-score
1,1,1-Trichloroethane	µg/l	7.27	± 0.671	7.59	2.28	1.05	104	0.3

Parameter	Unit	Target	± CI(99%)	Result	± U	Criteria	Recovery	z-score
1,1-Dichloroethene	µg/l	9.06	± 1.3	11.66	3.5	1.9	129	1.37
1,2-Dichloroethane	µg/l	3.11	± 0.227	2.81	0.84	0.322	90.4	-0.93
Bromodichloromethane	µg/l	7.33	± 0.346	7.23	2.17	0.515	98.6	-0.2
cis-1,2-Dichloroethene	µg/l	4.68	± 0.313	4.46	1.34	0.455	95.3	-0.49
Dibromochloromethane	µg/l	8.15	± 0.698	7	2.1	1.12	85.9	-1.03
Dichloromethane	µg/l	8.04	± 0.611	9.11	2.73	0.84	113	1.28
Tetrachloroethene	µg/l	11.3	± 1.38	11.11	3.33	2.21	98.2	-0.09
Tetrachloromethane	µg/l	16.1	± 2.37	18.46	5.54	3.78	115	0.63
trans-1,2-Dichloroethene	µg/l	3.72	± 0.446	4.01	1.2	0.665	108	0.44
Tribromomethane	µg/l	3.43	± 0.245	2.85	0.86	0.374	83.2	-1.54
Trichloroethene	µg/l	3.9	± 0.324	3.86	1.16	0.507	99	-0.08
Trichloromethane	µg/l	1.04	± 0.072	0.98	0.3	0.11	94.6	-0.51



The following results were achieved:

Sample: CB01ABTX

Parameter	Unit	Target ± CI(99%)	Result	± U	Criteria	Recovery	z-score
Benzene	µg/l	0.58 ± 0.0519	0.927	-	0.0692	160	5.01
Ethylbenzene	µg/l	0.442 ± 0.0383	-	-	0.051	-	-
o-Xylene	µg/l	4.41 ± 0.513	-	-	0.684	-	-
Sum of m-Xylene and p-Xylene	µg/l	5.69 ± 0.719	-	-	0.959	-	-
Toluene	µg/l	0.85 ± 0.0889	-	-	0.126	-	-
Methyl-tert-butyl-ether	µg/l	3.25 ± 0.361	-	-	0.434	-	-

Sample: CB01BBTX

Parameter	Unit	Target ± CI(99%)	Result	± U	Criteria	Recovery	z-score
Benzene	µg/l	2.07 ± 0.241	2.886	-	0.341	140	2.4
Ethylbenzene	µg/l	1.45 ± 0.201	-	-	0.276	-	-
o-Xylene	µg/l	3.03 ± 0.363	-	-	0.484	-	-
Sum of m-Xylene and p-Xylene	µg/l	8.55 ± 1.04	-	-	1.38	-	-
Toluene	µg/l	5.33 ± 0.512	-	-	0.704	-	-
Methyl-tert-butyl-ether	µg/l	0.882 ± 0.103	-	-	0.124	-	-

