

**Proficiency Testing Scheme für die  
Wasseranalytik - Realproben  
H003 Herbizide/Pestizide**

**Proficiency Testing Scheme for Water  
Analysis - natural water samples  
H003 Herbicides/Pesticides**

**BERICHT / REPORT**

Probenversand / Sample dispatch: 24.03.2026

**Ausgabe/Edition 1 - 13.05.2026**

Dieser Report umfasst 721 Seiten.

This report comprises 721 pages.

Durchführung gemäß Verfahren VA\_1005\_PT\_CA (2024-10-15).

In accordance with the procedure VA\_1005\_PT\_CA (2024-10-15).



**Anbieter der Eignungsprüfung / Provider of the proficiency test**

**Anschrift / Address** Umweltbundesamt GmbH  
Spittelauer Lände 5  
1090 Vienna/Austria  
ringversuche@umweltbundesamt.at  
Tel.: +43-(0)1-313 04 4334

**Website deutsch** [www.umweltbundesamt.at/ringversuche](http://www.umweltbundesamt.at/ringversuche)  
[www.ifatest.at](http://www.ifatest.at)

**Website english** <https://www.umweltbundesamt.at/en/proficiency-testing>  
[www.ifatest.eu](http://www.ifatest.eu)

**Koordination und technische Leitung Eignungsprüfungen / coordinator and technical management**

Dipl.-Ing.<sup>in</sup> Monika Denner

**Verantwortlich für die Durchführung der Eignungsprüfungsrunde / Responsible for the implementation of this proficiency test**

Dipl.-Ing. Johannes Urteil, Martha Schmid MSc unter Mitarbeit von Mag. Vito Satrapa,  
Ing.<sup>in</sup> Martina Wagner und Dipl.-Ing. Matthias Schöpf  
Tel.: +43-(0)1-313 04 4334

**Verantwortlich für die Freigabe des Berichts / Responsible for authorizing the report**

Dipl.-Ing.<sup>in</sup> Monika Denner

Leitung Eignungsprüfungen für den Bereich chemische Analytik / Management for proficiency tests for chemical analysis

**Impressum**

Medieninhaber und Herausgeber: Umweltbundesamt GmbH  
Spittelauer Lände 5, 1090 Wien/Österreich  
Tel.: +43-(0)1-313 04  
[office@umweltbundesamt.at](mailto:office@umweltbundesamt.at)

Diese Publikation erscheint ausschließlich in elektronischer Form auf [umweltbundesamt.at](http://umweltbundesamt.at).

© Umweltbundesamt GmbH, Wien, 2026

Alle Rechte vorbehalten

## Inhaltsverzeichnis / Table of Contents

D1.	Beschreibung des Ringversuchs.....	5
D1.1.	Ausgestaltung und Durchführung.....	5
D1.2.	Beschreibung der Prüfgegenstände.....	5
D1.3.	Anweisungen für die Teilnehmenden.....	5
D1.4.	Kontrollanalytik zur Bewertung der Homogenität.....	6
D1.5.	Trendtest zur Bewertung der Stabilität.....	6
D1.6.	Ermittlung des zugewiesenen Wertes.....	7
D2.	Kriterien der Leistungsbewertung.....	8
D2.1.	Leistungskriterium z-Score.....	8
D2.2.	Leistungskriterium $E_n$ -Score.....	8
D2.3.	Leistungsbewertung z-Score und $E_n$ -Score.....	9
D3.	Darstellung und Interpretation der Messergebnisse.....	9
D4.	Anmerkungen zur Auswertung.....	10
D5.	Erläuterung zu Tabellen und Grafiken.....	12
D5.1.	Angaben und Abkürzungen in Tabellen.....	12
D5.2.	Graphische Darstellung der Ergebnisse.....	15
D6.	Zusammenfassung.....	18
D6.1.	Tabelle der zugewiesenen Werte.....	18
D6.2.	Zusammenfassung der ausreißerbereinigten Ringversuchsergebnisse.....	23
E1.	Description of the proficiency test.....	28
E1.1.	Design and implementation.....	28
E1.2.	Description of the proficiency test items.....	28
E1.3.	Instructions for the participants.....	29
E1.4.	Control testing for homogeneity evaluation.....	29
E1.5.	Trend test for stability evaluation.....	29
E1.6.	Determination of the assigned values.....	30
E2.	Criteria of performance evaluation.....	31
E2.1.	Performance criterion z-Score.....	31
E2.2.	Performance criterion $E_n$ -Score.....	31

E2.3.	Performance evaluation z-Score and E <sub>n</sub> -Score .....	32
E3.	Representation and interpretation of measurement results.....	32
E4.	Explanatory notes .....	33
E5.	Annotations on tables and charts .....	35
E5.1.	Information and abbreviations in tables .....	35
E5.2.	Graphical presentation of results .....	37
E6.	Summary.....	40
E6.1.	Table of assigned values .....	40
E6.2.	Summary of results, after removal of outliers.....	45
E7.	Parameterorientierte Auswertung / Parameter-oriented report.....	50
E8.	Labororientierte Auswertung / Laboratory-oriented report .....	394
E9.	Methodenübersicht / Overview of methods.....	695

## **D1. Beschreibung des Ringversuchs**

### **D1.1. Ausgestaltung und Durchführung**

- Anzahl der Anmeldungen: 25
- Anzahl der übermittelten Datensätze: 25
- Probenversand: 24.03.2026
- Einsendeschluss der Daten: 28.04.2026

Die Ergebnisabgabe erfolgte auf elektronischem Weg mittels passwortgeschützter Online-Dateneingabe.

Beim Abschluss der Dateneingabe bestätigten die Teilnehmenden die vollständige und korrekte Eingabe aller Daten und die Freigabe der Ergebnisse zur Auswertung.

Zur Anonymisierung der Ergebnisse wurde jedem Labor willkürlich ein Laborcode zugeteilt.

### **D1.2. Beschreibung der Prüfgegenstände**

Die Probenahme von Grundwasser und Oberflächenwasser erfolgte am 18.03.2026. Das Probenmaterial umfasste:

- 1 Probe Grundwasser (H003 A)
- 1 Probe Oberflächenwasser (H003 B)

Alle Proben wurden anschließend bis zur weiteren Verarbeitung gekühlt gelagert ( $4 \pm 3^\circ\text{C}$ ). Die o.a. Proben wurden bei  $40 \mu\text{m}$  filtriert und im Rührkessel zusätzlich mit einzelnen Substanzen dotiert.

Das Abfüllen der Proben erfolgte unter ständigem Rühren (Rührkessel). Die Stabilisierung erfolgte durch Kühlung.

Die homogenen Prüfgegenstände wurden am 24.03.2026 verschickt.

Jedes teilnehmende Labor erhielt:

- 2 Proben zu je 600 ml, abgefüllt in 2 x 300 ml Aluminium-Flaschen oder  
2 Proben zu je 2000 ml, abgefüllt in 2 x 1000 ml Aluminium-Flaschen oder  
2 Proben zu je 4000 ml, abgefüllt in 4 x 1000 ml Aluminium-Flaschen
- 2 Proben zu je 1000 ml, abgefüllt in 1 x 1000 ml Kunststoff-Flaschen (für AMPA, Glufosinat, Glyphosat und MPPA\*\*)

### **D1.3. Anweisungen für die Teilnehmenden**

Aus Stabilitätsgründen wurde empfohlen bis spätestens 01.04.2026 mit den Analysen zu beginnen.

Den Teilnehmenden stand die Wahl der Analysenmethode bzw. der verwendeten Norm frei, welche mit ihrem Routineverfahren übereinstimmen sollte. Eine Übersicht der angewendeten Methoden findet sich unter E9.

#### **D1.4. Kontrollanalytik zur Bewertung der Homogenität**

Im Zuge der Abfüllung wurden zu willkürlichen Zeitpunkten mehrere Aliquote pro Probe zur Kontrollanalytik entnommen.

Es wurden für die A- bzw. B-Probe jeweils n=5 Kontrollproben sowie n=1 undotierte Realprobe dem Labor zur Analyse übergeben. Alle Parameter wurden in der Prüfstelle am Umweltbundesamt (Prüfstelle für Umwelt-, GVO- & Treibstoffanalytik) zeitnah zum Probenversand analysiert. Akkreditierung gemäß EN ISO/IEC 17025 für die Analyse aller Substanzen mit Ausnahme von Terbutylazin Metabolit SYN 546009 (LM3)\*\*.

Im Zuge der Auswertung wurde die relative Standardabweichung zwischen den Kontrollprobenabfüllungen bewertet und mit der Vergleichsstandardabweichung beim aktuellen Ringversuch verglichen.

Die Ergebnisse der Kontrollanalytik sind in der parameterorientierten Auswertung (E7) in Form von Mittelwerten  $\pm$  Messunsicherheit als Kontrollwert (control test value)  $\pm$  U gelistet (jeweils angegeben als erweiterte Messunsicherheit, k=2).

#### **D1.5. Trendtest zur Bewertung der Stabilität**

Die Bewertung der Stabilität der Prüfgegenstände (Realproben) erfolgte auf Basis der Datenstatistik aus den vergangenen Runden für Realproben im Zeitraum 2013 bis 2025.

Um die ausreichende Stabilität der Prüfgegenstände der aktuellen Eignungsprüfungsrunde bis zum Abgabetermin zu überprüfen, wurde die Darstellung der Ergebnisse der Teilnehmenden nach Analysendatum ausgewertet und auf systematische Trends geprüft (unauffällig).

Durch Darstellung der Ergebnisse der Teilnehmenden nach Abfüllreihenfolge wurde auf das Vorliegen möglicher systematischer Trends der Ergebnisse geprüft (unauffällig).

Aufgrund der bisherigen Erfahrungen und aufgrund der Bewertungsgrundlagen der aktuellen Eignungsprüfungsrunde gilt die Stabilität der Prüfgegenstände im empfohlenen Zeitraum für die Analyse bis zum Abgabeschluss als gewährleistet.

### **D1.6. Ermittlung des zugewiesenen Wertes**

Die Ergebnisse der Analysen mussten spätestens bis zum 28.04.2026 beim Veranstalter vorliegen. Später eingehende Werte wurden nicht berücksichtigt.

Im Zuge der Plausibilitätsprüfung der Daten (z.B. Check korrekte Einheiten, Messunsicherheitsangabe, ...) wurden die Teilnehmenden mit auffälligen Ergebnissen zum erneuten Datencheck der Eingabe und um Rückmeldung binnen 24 Stunden aufgefordert.

Nach Abschluss der Plausibilitätsprüfung, wurde der Ausreißertest nach Hampel durchgeführt und die Ausreißer ermittelt. Die von diesem Test auffällig eingestufteten Werte wurden in der Auswertung gekennzeichnet („H“). In begründeten Fällen, z.B. wenn der Ausreißertest nach Hampel nicht anwendbar ist (z.B. Ergebnisse liegen sehr eng beieinander oder überwiegend gleicher Zahlenwert bzw. bei wenig abgegebenen Daten mit sehr hoher Streuung), kann eine Ausreißereliminierung nach weiteren Kriterien erfolgen (z.B. Dean- und Dixon Test bzw. manuelle Ausreißerdefinition aufgrund Expert:innenbefund). Diese Vorgangsweise wird nach Anwendung unter Punkt D4 des Berichts dokumentiert.

Die weitere Auswertung erfolgte gemäß ISO 5725-2. Eine statistische Auswertung der Ringversuchsdaten erfolgte erst ab zumindest  $n=6$  gültigen, numerischen Ergebnissen pro Parameter. Ergebnisse kleiner Bestimmungs- oder Nachweisgrenze wurden bei den Berechnungen nicht berücksichtigt.

Der zugewiesene Wert wird im Normalfall jeweils als der ausreißerbereinigte Mittelwert über alle übermittelten Ergebnisse gebildet. Die Prüfung auf Rückführbarkeit des zugewiesenen Wertes erfolgt durch Vergleich mit dem Mittelwert des Kontrolllabores.

Bei sehr hohen Streuungen der Ergebnisse der Teilnehmenden von über 50 % oder bei mangelhafter Rückführbarkeit der statistischen Kenndaten aus den ausreißerbereinigten Ergebnissen der Teilnehmenden auf den Mittelwert des Kontrolllabores bzw. einer zu geringen Anzahl an ausreißerbereinigten Ergebnissen über die Gruppe der akkreditierten Labore, kann die Situation auftreten, dass kein zugewiesener Wert für den aktuellen Ringversuch festgelegt werden kann und daher keine Bewertung der Ergebnisse der Teilnehmenden für diesen Parameter möglich ist.

Ein entsprechender Hinweis wird im Bericht unter E7 bei der informativen Auswertung angebracht. Im Rahmen der internen Qualitätssicherung der Teilnehmenden kann ein Vergleich mit den Ergebnissen des Kontrolllabors durchgeführt werden. Diese Vorgehensweise wird bei Anwendung jeweils parameter- und probenbezogen unter Punkt D4 des Berichts dokumentiert.

## D2. Kriterien der Leistungsbewertung

### D2.1. Leistungskriterium z-Score

Als Basis zur Berechnung der Wiederfindungsraten sowie der z-Scores wurde der ausreißerbereinigte Mittelwert über alle übermittelten Ergebnisse herangezogen.

Die Ermittlung der z-Scores erfolgte gemäß nachfolgender Formel:

$$z - score = \frac{x_i - \bar{X}}{\text{Kriterium}}$$

$x_i$	Messergebnis des teilnehmenden Labors
$\bar{X}$	zugewiesener Wert Sollwert für die Leistungsbewertung der Teilnehmenden (angegeben auf 3 signifikante Stellen); im Regelfall: ausreißerbereinigter Mittelwert der Ergebnisse der Teilnehmenden. Eine davon abweichende Vorgehensweise wird unter Punkt D4 des Berichts beschrieben.
<i>Kriterium</i>	Vergleichsstandardabweichung berechnet aus den Statistiken für reale Wasserproben der vorangegangenen Runden im Zeitraum 2013 bis 2025 (RSDpooled) bzw. aus den ausreißerbereinigten Ergebnissen der Teilnehmenden (sR) des aktuellen Ringversuchs (falls noch weniger als 6 vorangegangene Runden für A und B-Proben vorlagen). In begründeten Fällen (z.B. Ergebnisse Realproben nahe an Mindestbestimmungsgrenze oder regulatorischer Vorgaben) erfolgt die Festlegung nach Expertenbefund und die Vorgangsweise wird unter Punkt D4 des Berichts beschrieben.

### D2.2. Leistungskriterium E<sub>n</sub>-Score

Für die realen Wasserproben erfolgen zusätzliche Bewertungen unter Einbeziehung der erweiterten Messunsicherheiten der Teilnehmenden und der erweiterten Messunsicherheit des zugewiesenen Wertes, gemäß E<sub>n</sub>-Score. Diese Auswertungen werden für die Teilnehmenden im Bericht unter Punkt E8, jeweils im Anschluss an die z-Score Auswertung dargestellt.

Die Ermittlung der E<sub>n</sub>-Scores erfolgte gemäß nachfolgender Formel:

$$E_n - score = \frac{x_i - \bar{X}}{\sqrt{U(x_i)^2 + U(\bar{X})^2}}$$

$x_i$	Messergebnis des teilnehmenden Labors
$\bar{X}$	zugewiesener Wert

Sollwert für die Leistungsbewertung der Teilnehmenden (angegeben auf 3 signifikante Stellen); im Regelfall: ausreißerbereinigter Mittelwert der Ergebnisse der Teilnehmenden. Eine davon abweichende Vorgehensweise wird unter Punkt D4 des Berichts beschrieben.

$U(x_i)$	erweiterte Messunsicherheit des Messergebnisses (Ergebnisse der Teilnehmenden), $k=2$
$U(\bar{X})$	erweiterte Messunsicherheit des zugewiesenen Wertes, $k=2$

### D2.3. Leistungsbewertung z-Score und $E_n$ -Score

#### Interpretation der z-Scores:

- $|z\text{-Score}| \leq 2.0$  Ergebnis gut
- $2.0 < |z\text{-Score}| < 3.0$  Ergebnis fragwürdig
- $|z\text{-Score}| \geq 3.0$  Ergebnis nicht zufriedenstellend

Hinweis: Bei der Bewertung mittels z-Score wird die Messunsicherheit der Teilnehmenden nicht mitberücksichtigt. Der Vergleich der Abweichung zum zugewiesenen Wert erfolgt über das Kriterium.

#### Interpretation der $E_n$ -Scores:

- $|E_n\text{-Score}| \leq 1.0$  zufriedenstellende Leistung
- $|E_n\text{-Score}| > 1.0$  nicht zufriedenstellende Leistung

Hinweis: Bei der Bewertung mittels  $E_n$ -Scores erfolgt die Berücksichtigung der erweiterten Messunsicherheiten der Teilnehmenden und des zugewiesenen Wertes.

$|E_n\text{-Score}| > 1.0$  können darauf hinweisen, dass die Unsicherheitsschätzungen überprüft oder ein Messproblem korrigiert werden muss.

### D3. Darstellung und Interpretation der Messergebnisse

In der parameterorientierten Auswertung ist eine tabellarische Übersicht mit den Messergebnissen inklusive der Unsicherheit ( $\pm U$ ), der Wiederfindung zum zugewiesenen Wert und dem berechneten z-Score dargestellt. Weiterhin werden unter Anmerkungen die Ausreißer gekennzeichnet. Die in der Tabelle angeführten Ergebnisse werden auch grafisch dargestellt.

In der labororientierten Auswertung werden pro Labor in anonymisierter Form die Ergebnisse der einzelnen Labore als Messergebnis  $\pm U$  sowie die Wiederfindungen und die

ermittelten z-Scores bezugnehmend auf das Kriterium dargestellt. Weiters werden die  $E_n$ -Scores unter Berücksichtigung der erweiterten Unsicherheiten in unabhängigen Tabellen ausgegeben. Die labororientierten Auswertungen enthalten jeweils die Bewertungsgrundlagen wie zugewiesener Wert samt erweiterter Messunsicherheit sowie das Kriterium.

Eine Erläuterung zu den Tabellen und Grafiken kann Punkt D5 entnommen werden.

#### **D4. Anmerkungen zur Auswertung**

Wie unter Punkt D2 ersichtlich, können die z-Scores auch unter Einbeziehung der Vergleichsstandardabweichung der ausreißerbereinigten Ergebnisse der Teilnehmenden des aktuellen Ringversuchs berechnet werden. Das kann zur Folge haben, dass es bei Parametern mit hoher Ergebnisstreuung dazu kommen kann, dass der Bereich z-Score - 2 bis z-Score + 2 einen ungewöhnlich hohen Wiederfindungsbereich abdeckt. Umgekehrt führt eine sehr geringe Streuung der Ergebnisse der Teilnehmenden dazu, dass z-Score - 2 bis z-Score + 2 einen ungewöhnlich kleinen Wiederfindungsbereich abdeckt.

Die Wiederfindungsrate wird unabhängig von der Streuung der Ergebnisse, als prozentuelle Abweichung vom zugewiesenen Wert berechnet und sollte bei der Bewertung von Ergebnissen im Rahmen des internen Qualitätsmanagementsystems der teilnehmenden Labore berücksichtigt werden.

Als Ergebnis einer Langzeitauswertung von Eignungsprüfungen (Realproben) von 2013 bis 2025 wurden Kriterien (RSDpool) zur Ergebnisbewertung berechnet. Diese wurden im Zuge der Auswertung den relativen Vergleichsstandardabweichungen (vR) des aktuellen Ringversuchs gegenübergestellt.

Bei den nachfolgend gelisteten Parametern erfolgte die Berechnung der Scores nach D2. Probe H003 A: 2,4,5-Trichlorphenoxyessigsäure, 2,4-D, Atrazin-Desethyl-Desisopropyl, Alachlor, Alachlor ESA, Alachlor OA, AMPA, Atrazin, Atrazin-desethyl, Chloridazon-desphenyl, Chlorothalonil ESA, Clopyralid, Cyanazin, Dichlorprop, Dimethachlor ESA, Dimethachlor Metabolit CGA 369873, Glyphosat, Metolachlor, Prometryn, Propazin, Metolachlor Metabolit CGA 368208, s-Metolachlor Metabolit NOA 413173, Simazin, Terbutylazin, Terbutylazin-desethyl, Terbutryn.

Probe H003 B: 2,4,5-Trichlorphenoxyessigsäure, 2,4-D, Atrazin-Desethyl-Desisopropyl, Alachlor, Alachlor OA, AMPA, Atrazin, Atrazin-desethyl, Bentazon, Chloridazon-desphenyl, Chlorothalonil ESA, Clopyralid, Cyanazin, Dichlorprop, Dimethachlor ESA, Dimethachlor Metabolit CGA 369873, Glyphosat, Metolachlor, Prometryn, Propazin, s-Metolachlor Metabolit NOA 413173, Sebuthylazin, Simazin, Terbutylazin, Terbutylazin-desethyl, Terbutryn.

Parameter Sebuthylazin bei Probe H003 A: Aufgrund des geringen Gehaltes in der Probe konnte kein Sollwert berechnet werden. Für diesen Parameter empfehlen wir einen Vergleich mit den Ergebnissen des Kontrolllabors.

Parameter 2,6-Dichlorbenzamid, Bentazon, Dimethachlor OA, Metazachlor, Nicosulfuron, Terbuthylazin Metabolit SYN 545666 (LM6)\*\* bei Probe H003 A und Parameter 2,6-Dichlorbenzamid, Metazachlor, Nicosulfuron, Terbuthylazin Metabolit SYN 545666 (LM6)\*\* bei Probe H003 B: Die auf Basis der Ergebnisse der Teilnehmenden berechneten Sollwerte lagen außerhalb der Messunsicherheit des Kontrollwertes und es ist über das Kontrolllabor keine Rückführbarkeit möglich. Der zugewiesene Wert wurde daher über die ausreißerbereinigten Mittelwerte aus der Gruppe der akkreditierten Teilnehmenden berechnet.

Parameter Atrazin-desisopropyl, Chlorothalonil Metabolit R471811, Dimethachlor OA, Nicosulfuron bei Probe H003 A und Parameter Alachlor ESA, Atrazin-desisopropyl, Chlorothalonil Metabolit R471811, Dimethachlor OA bei Probe H003 B: Für diese Parameter wurden relative Vergleichsstandardabweichungen (vR) der aktuellen Eignungsprüfungsrunde für die Bewertung gewählt.

Parameter Metribuzin bei Probe H003 A und Parameter Metribuzin, s-Metolachlor Metabolit CGA 368208, Terbuthylazin Metabolit SYN 545666 (LM6)\*\* bei Probe H003 B: Für diese Parameter wurden relative Vergleichsstandardabweichungen (vR) von 10 % für die Bewertung gewählt.

Parameter Chlorthalonil Metabolit R611965, Chlorthalonil Metabolit R611968, Chlorthalonil Metabolit SYN507900, Chlorthalonil Metabolit SYN548580, Chlorthalonil Metabolit SYN548581, Chlorthalonil-4-hydroxy, Dicamba, Dimethachlor Metabolit CGA 373464 Ester, Dimethachlor Metabolit CGA 373464 freie Säure, Glufosinat, MPPA\*\*, Terbuthylazin Metabolit CGA 324007 (LM5)\*\*, Terbuthylazin Metabolit SYN 546009 (LM3)\*\*, Tritosulfuron bei Probe H003 A und Parameter Chlorthalonil Metabolit R611965, Chlorthalonil Metabolit R611968, Chlorthalonil Metabolit SYN507900, Chlorthalonil Metabolit SYN548580, Chlorthalonil Metabolit SYN548581, Chlorthalonil-4-hydroxy, Dicamba, Dimethachlor Metabolit CGA 373464 Ester, Dimethachlor Metabolit CGA 373464 freie Säure, Glufosinat, MPPA\*\*, Terbuthylazin Metabolit CGA 324007 (LM5)\*\*, Terbuthylazin Metabolit SYN 546009 (LM3)\*\*, Tritosulfuron bei Probe H003 B: Aufgrund einer zu geringen Anzahl an übermittelten Ergebnissen der Teilnehmenden ( $n < 6$ ) bzw. aufgrund von weniger als  $n=6$  vorliegenden Ergebnissen nach Ausreißerbereinigung konnte kein Sollwert berechnet werden. Für diese Parameter empfehlen wir einen Vergleich mit den in D6.1 angeführten informativen Werten.

## D5. Erläuterung zu Tabellen und Grafiken

### D5.1. Angaben und Abkürzungen in Tabellen

Parameter	Allgemeine Bezeichnung des Analysenparameters
Probe	Bezeichnung der übermittelten Probe
Einheit	Vorgegebene Einheit für Messwert und Ergebnisunsicherheit (z.B. µg/l)
Zugewiesener Wert	Sollwert für die Leistungsbewertung der Teilnehmenden (angegeben auf 3 signifikante Stellen)
U (k=2)	erweiterte Unsicherheit (k=2) des zugewiesenen Wertes, (angegeben auf 3 signifikante Stellen)
Kriterium	Vorgabewert zur Ermittlung des z-Scores in der angegebenen Einheit (angegeben auf 3 signifikante Stellen)
Kriterium [%]	Vorgabewert zur Ermittlung des z-Scores in % des zugewiesenen Wertes (angegeben auf 2 signifikante Stellen)
Mittelwert	Ausreißerbereinigter Mittelwert über die Ergebnisse der Teilnehmenden (angegeben auf 3 signifikante Stellen)
VB (99%)	99 % Vertrauensbereich (angegeben auf 3 signifikante Stellen)
Minimum	Minimales abgegebenes Messergebnis, ausreißerbereinigt (angegeben auf 3 signifikante Stellen)
Maximum	Maximales abgegebenes Messergebnis, ausreißerbereinigt (angegeben auf 3 signifikante Stellen)
sR	Vergleichsstandardabweichung, berechnet aus den ausreißerbereinigten Ergebnissen der Teilnehmenden des aktuellen Ringversuchs (angegeben auf 3 signifikante Stellen)
vR	relative Vergleichsstandardabweichung in %, berechnet aus den ausreißerbereinigten Ergebnissen der Teilnehmenden des aktuellen Ringversuchs bezogen auf den Mittelwert (angegeben auf 2 signifikante Stellen)
Kontrollwert ± U (k=2)	Mittelwert der Kontrollmessungen des Veranstalters ± erweiterte Ergebnisunsicherheit des Kontrollwertes (jeweils angegeben auf 3 signifikante Stellen)
Laborcode	anonymisierte, eindeutige Kennung des teilnehmenden Labors im jeweiligen Ringversuch
Messwert	einzelne(r) Messwert(e) lt. Angabe der Teilnehmenden (maximal 5 Nachkommastellen dargestellt)
Messergebnis	Für die Bewertung herangezogenes Ergebnis lt. Angabe der Teilnehmenden (maximal 5 Nachkommastellen dargestellt). Bei Eignungsprüfungsrounds mit Vorgabe von unabhängigen Mehrfachbestimmungen, entspricht dies dem berechneten Mittelwert aus den einzelnen Messwerten der Teilnehmenden.

± U	kombinierte Messunsicherheit ohne Erweiterungsfaktor (k=1) lt. Angabe der Teilnehmenden (maximal 5 Nachkommastellen dargestellt)
BG	Bestimmungsgrenze
NG	Nachweisgrenze
WF	Wiederfindungsrate in %, bezogen auf den zugewiesenen Wert (angegeben auf 3 signifikante Stellen, dargestellt maximal 1 Nachkommastelle)
MW	Mittelwert
z-Score	Abweichung des Messergebnisses zum zugewiesenen Wert, ausgedrückt als Vielfaches des Kriteriums (angegeben auf 3 signifikante Stellen, dargestellt maximal 2 Nachkommastellen)
E <sub>n</sub> -Score	Abweichung des Messergebnisses zum zugewiesenen Wert, ausgedrückt als Vielfaches der kombinierten Messunsicherheiten, bestehend aus erweiterter Unsicherheit des zugewiesenen Wertes und der erweiterten Unsicherheit der Messergebnisse der Teilnehmenden (angegeben auf 3 signifikante Stellen, dargestellt maximal 2 Nachkommastellen). Beim E <sub>n</sub> -Score erfolgt die Berücksichtigung der Messunsicherheit der Teilnehmenden.
-	Keine Daten übermittelt bzw. keine Berechnung möglich
Anmerkungen	Anmerkungen zum jeweiligen Messergebnis (z.B. H, FN, FP)
H	Ausreißer nach dem Hampel-Test
FN	Falsch negativ – Messergebnis kleiner Bestimmungsgrenze dessen Betrag die Bedingungen eines Ausreißers nach dem Hampeltest erfüllt.
FP	Falsch positiv – Falls aufgrund des geringen Analytgehalts kein zugewiesener Wert ermittelt werden kann (n < 6), wird der Median der Beträge der übermittelten Nachweis- bzw. Bestimmungsgrenzen ermittelt. Als falsch positiv wird ein Messergebnis bewertet, welches diesen Median um mehr als 100 % übersteigt.
Standardabweichung	Vergleichsstandardabweichung berechnet aus den Ergebnissen der Teilnehmenden des aktuellen Ringversuchs (angegeben auf 3 signifikante Stellen)
rel. Standardabweichung	relative Vergleichsstandardabweichung in %, berechnet aus den Ergebnissen der Teilnehmenden des aktuellen Ringversuchs bezogen auf den Mittelwert (angegeben auf 3 signifikante Stellen)
n	Anzahl der Messergebnisse
*	Kennzeichnung für Hinweise zur Erläuterung

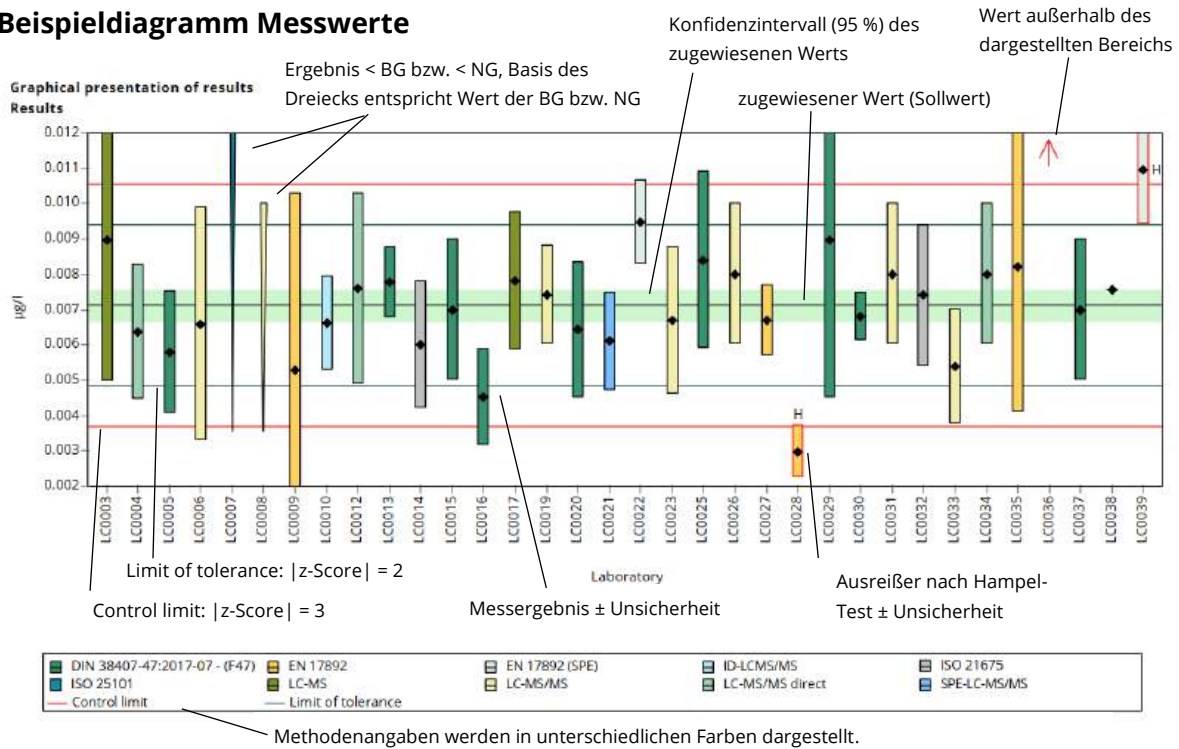
\*\*

Kennzeichnung für Parameter außerhalb der Akkreditierung  
gemäß EN ISO/IEC 17043

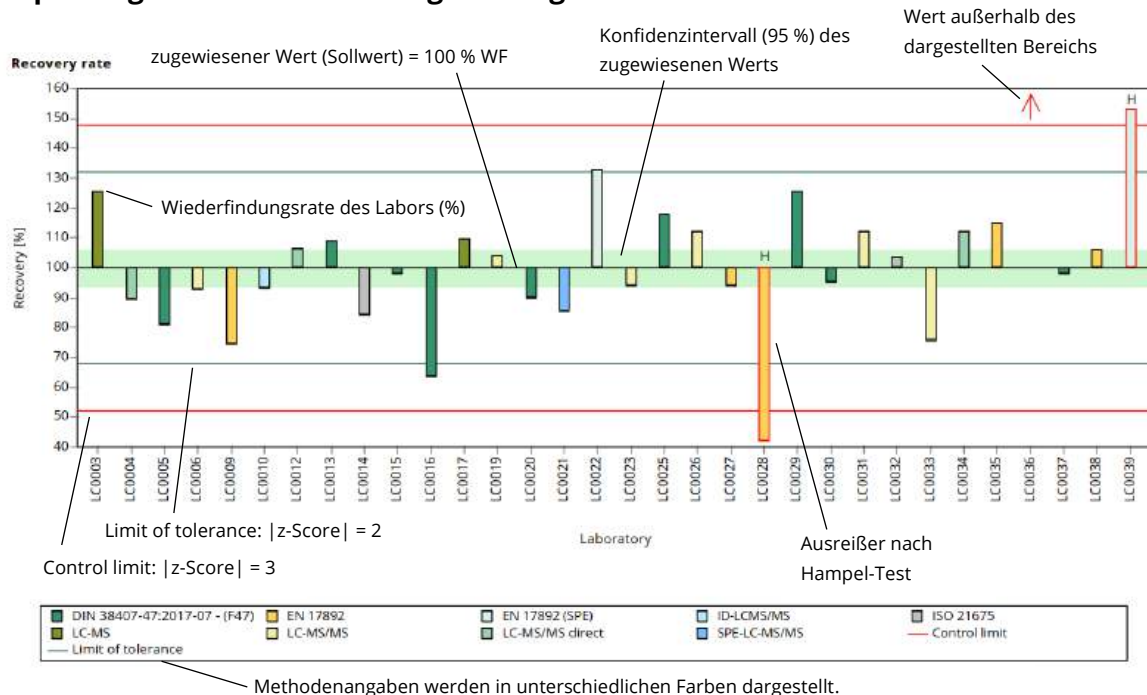
## D5.2. Graphische Darstellung der Ergebnisse

Nachfolgend wird die graphische Darstellung anhand von kommentierten Beispieldiagrammen erläutert.

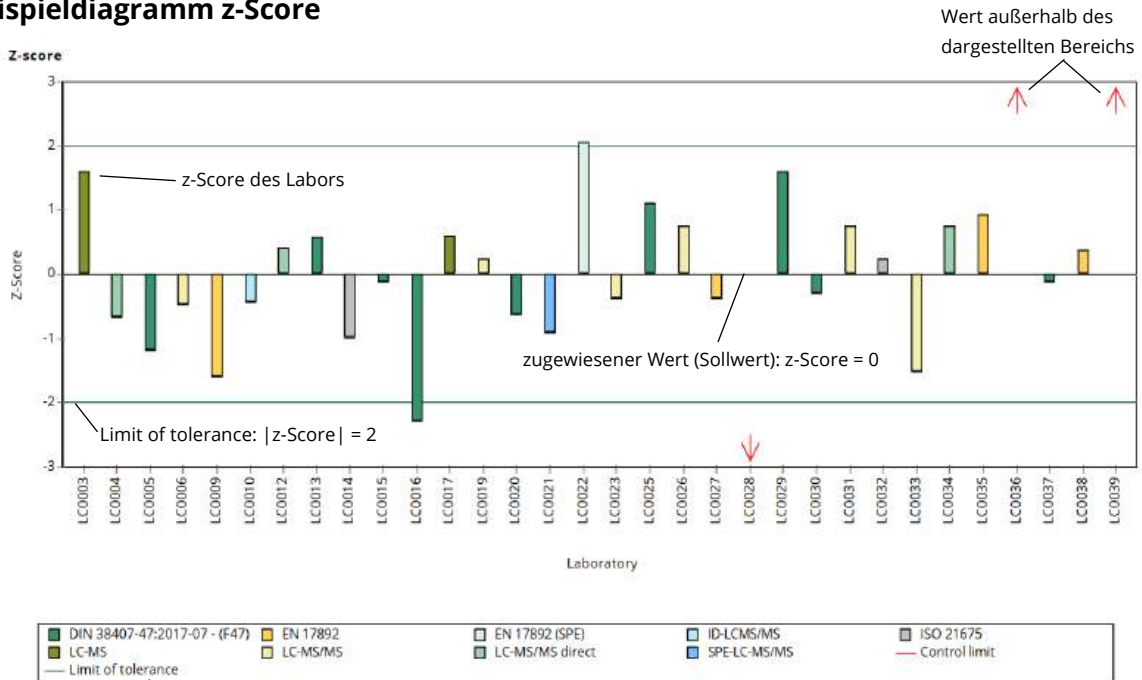
### Beispieldiagramm Messwerte



### Beispieldiagramm Wiederfindung zum zugewiesenen Wert

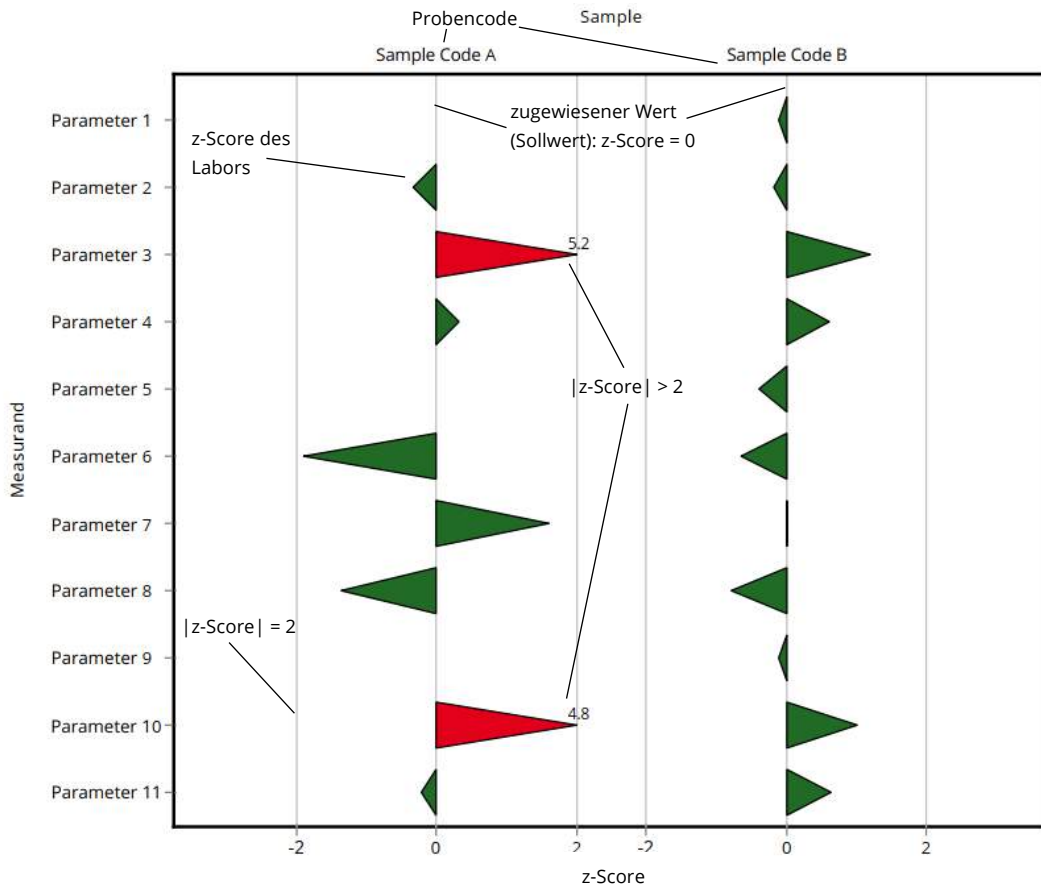


### Beispieldiagramm z-Score

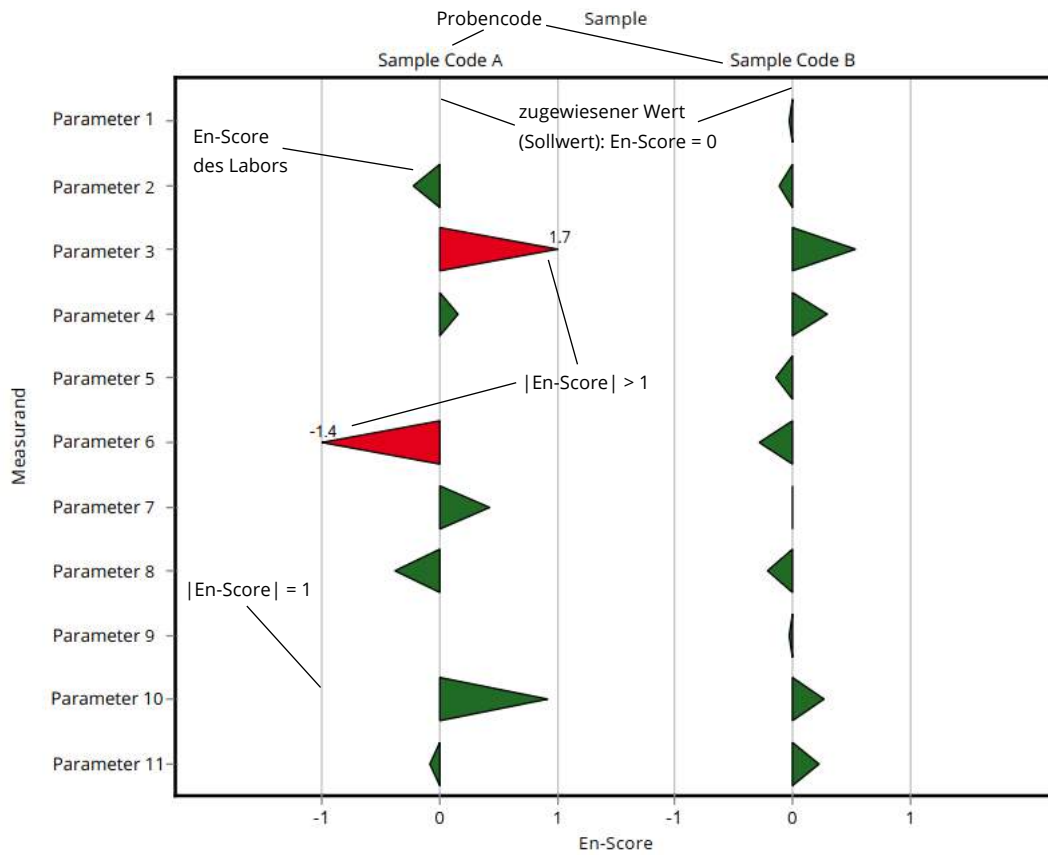


Methodenangaben werden in unterschiedlichen Farben dargestellt.

### Beispieldiagramm z-Score (labororientierte Auswertung)



### Beispieldiagramm En-Score (labororientierte Auswertung)



## D6. Zusammenfassung

### D6.1. Tabelle der zugewiesenen Werte

Parameter	Probe	Einheit	zugewiesener $\pm$ U (k=2) Wert		Kriterium	Kriterium [%]
2,4,5-Trichlorphenoxyessigsäure	H003 A	$\mu\text{g/l}$	0.153 $\pm$	0.0114	0.0275	18
	H003 B	$\mu\text{g/l}$	0.341 $\pm$	0.0365	0.0615	18
2,4-D (2,4-Dichlorphenoxyessigsäure)	H003 A	$\mu\text{g/l}$	0.734 $\pm$	0.0275	0.103	14
	H003 B	$\mu\text{g/l}$	0.348 $\pm$	0.0129	0.0487	14
2,6-Dichlorbenzamid	H003 A	$\mu\text{g/l}$	0.217 $\pm$	0.00924	0.0325	15
	H003 B	$\mu\text{g/l}$	0.437 $\pm$	0.017	0.0655	15
Alachlor	H003 A	$\mu\text{g/l}$	0.106 $\pm$	0.00457	0.0127	12
	H003 B	$\mu\text{g/l}$	0.487 $\pm$	0.0145	0.0585	12
Alachlor-Säure (Alachlor-OA)	H003 A	$\mu\text{g/l}$	0.935 $\pm$	0.057	0.14	15
	H003 B	$\mu\text{g/l}$	0.185 $\pm$	0.0171	0.0278	15
Alachlor-Sulfonsäure (Alachlor-ESA)	H003 A	$\mu\text{g/l}$	0.291 $\pm$	0.0115	0.0378	13
	H003 B	$\mu\text{g/l}$	0.29 $\pm$	0.0395	0.0608	21
Ampa	H003 A	$\mu\text{g/l}$	1 $\pm$	0.0378	0.13	13
	H003 B	$\mu\text{g/l}$	0.562 $\pm$	0.0415	0.073	13
Atrazin	H003 A	$\mu\text{g/l}$	0.153 $\pm$	0.00407	0.0168	11
	H003 B	$\mu\text{g/l}$	0.658 $\pm$	0.0171	0.0724	11
Atrazin-Desethyl	H003 A	$\mu\text{g/l}$	0.594 $\pm$	0.0215	0.0712	12
	H003 B	$\mu\text{g/l}$	0.275 $\pm$	0.0128	0.033	12
Atrazin-Desethyl-Desisopropyl	H003 A	$\mu\text{g/l}$	0.166 $\pm$	0.0155	0.0515	31
	H003 B	$\mu\text{g/l}$	0.423 $\pm$	0.0502	0.131	31
Atrazin-Desisopropyl	H003 A	$\mu\text{g/l}$	0.245 $\pm$	0.0211	0.0441	18
	H003 B	$\mu\text{g/l}$	0.242 $\pm$	0.0176	0.0387	16
Bentazon	H003 A	$\mu\text{g/l}$	0.166 $\pm$	0.00606	0.0248	15
	H003 B	$\mu\text{g/l}$	0.735 $\pm$	0.0273	0.11	15
Chloridazon-Desphenyl	H003 A	$\mu\text{g/l}$	0.129 $\pm$	0.00676	0.0142	11
	H003 B	$\mu\text{g/l}$	0.245 $\pm$	0.0118	0.0269	11
Chlorthalonil-4-hydroxy	H003 A *	$\mu\text{g/l}$	- $\pm$	-	-	-
	H003 B *	$\mu\text{g/l}$	- $\pm$	-	-	-
Chlorthalonil Metabolit R417888 (Chlorothalonil-ESA)	H003 A	$\mu\text{g/l}$	0.0798 $\pm$	0.00395	0.016	20
	H003 B	$\mu\text{g/l}$	0.423 $\pm$	0.0247	0.0845	20
Chlorthalonil Metabolit R471811	H003 A	$\mu\text{g/l}$	0.187 $\pm$	0.0395	0.0655	35

Parameter	Probe	Einheit	zugewiesener $\pm$ U (k=2) Wert		Kriterium	Kriterium [%]
Chlorthalonil Metabolit R471811	H003 B	$\mu\text{g/l}$	0.644 $\pm$	0.0996	0.167	26
Chlorthalonil Metabolit R611965 (3-carbamyl-2,4,5-trichlorbenzoesäure)	H003 A *	$\mu\text{g/l}$	- $\pm$	-	-	-
	H003 B *	$\mu\text{g/l}$	- $\pm$	-	-	-
Chlorthalonil Metabolit R611968	H003 A *	$\mu\text{g/l}$	- $\pm$	-	-	-
	H003 B *	$\mu\text{g/l}$	- $\pm$	-	-	-
Chlorthalonil Metabolit SYN507900	H003 A *	$\mu\text{g/l}$	- $\pm$	-	-	-
	H003 B *	$\mu\text{g/l}$	- $\pm$	-	-	-
Chlorthalonil Metabolit SYN548580	H003 A *	$\mu\text{g/l}$	- $\pm$	-	-	-
	H003 B *	$\mu\text{g/l}$	- $\pm$	-	-	-
Chlorthalonil Metabolit SYN548581	H003 A *	$\mu\text{g/l}$	- $\pm$	-	-	-
	H003 B *	$\mu\text{g/l}$	- $\pm$	-	-	-
Clopyralid	H003 A	$\mu\text{g/l}$	0.24 $\pm$	0.0285	0.048	20
	H003 B	$\mu\text{g/l}$	0.503 $\pm$	0.059	0.101	20
Cyanazin	H003 A	$\mu\text{g/l}$	0.167 $\pm$	0.00751	0.0234	14
	H003 B	$\mu\text{g/l}$	0.441 $\pm$	0.0221	0.0618	14
Dicamba	H003 A *	$\mu\text{g/l}$	- $\pm$	-	-	-
	H003 B *	$\mu\text{g/l}$	- $\pm$	-	-	-
Dichlorprop	H003 A	$\mu\text{g/l}$	0.553 $\pm$	0.0349	0.0664	12
	H003 B	$\mu\text{g/l}$	0.295 $\pm$	0.0109	0.0354	12
Dimethachlor-Sulfonsäure (CGA 354742, Dimethachlor ESA)	H003 A	$\mu\text{g/l}$	0.233 $\pm$	0.0174	0.0465	20
	H003 B	$\mu\text{g/l}$	0.112 $\pm$	0.00608	0.0224	20
Dimethachlor Metabolit - CGA 369873	H003 A	$\mu\text{g/l}$	0.144 $\pm$	0.00926	0.0288	20
	H003 B	$\mu\text{g/l}$	0.308 $\pm$	0.0189	0.0617	20
Dimethachlor Metabolit - CGA 373464 (Essigsäuremethylester)	H003 A ***	$\mu\text{g/l}$	- $\pm$	-	-	-
	H003 B ***	$\mu\text{g/l}$	- $\pm$	-	-	-
Dimethachlor Metabolit - CGA 373464 (freie Säure)	H003 A *	$\mu\text{g/l}$	- $\pm$	-	-	-
	H003 B *	$\mu\text{g/l}$	- $\pm$	-	-	-
Dimethachlor-Säure (CGA 50266, Dimethachlor OA)	H003 A	$\mu\text{g/l}$	0.43 $\pm$	0.0555	0.099	23
	H003 B	$\mu\text{g/l}$	0.449 $\pm$	0.0607	0.108	24
Glufosinat	H003 A *	$\mu\text{g/l}$	- $\pm$	-	-	-
	H003 B *	$\mu\text{g/l}$	- $\pm$	-	-	-

Parameter	Probe	Einheit	zugewiesener $\pm$ U (k=2) Wert		Kriterium	Kriterium [%]
Glufosinatmetabolit MPPA	H003 A ***	$\mu\text{g/l}$	- $\pm$	-	-	-
	H003 B ***	$\mu\text{g/l}$	- $\pm$	-	-	-
Glyphosat	H003 A	$\mu\text{g/l}$	0.411 $\pm$	0.0171	0.0821	20
	H003 B	$\mu\text{g/l}$	0.854 $\pm$	0.0484	0.171	20
Metazachlor	H003 A	$\mu\text{g/l}$	0.161 $\pm$	0.00743	0.0193	12
	H003 B	$\mu\text{g/l}$	0.153 $\pm$	0.00654	0.0184	12
Metolachlor	H003 A	$\mu\text{g/l}$	0.176 $\pm$	0.00384	0.0264	15
	H003 B	$\mu\text{g/l}$	0.385 $\pm$	0.00907	0.0578	15
Metribuzin	H003 A	$\mu\text{g/l}$	0.781 $\pm$	0.0333	0.0781	10
	H003 B	$\mu\text{g/l}$	0.374 $\pm$	0.0099	0.0374	10
Nicosulfuron	H003 A	$\mu\text{g/l}$	0.286 $\pm$	0.0712	0.111	39
	H003 B	$\mu\text{g/l}$	0.88 $\pm$	0.0652	0.22	25
Prometryn	H003 A	$\mu\text{g/l}$	0.429 $\pm$	0.0169	0.0558	13
	H003 B	$\mu\text{g/l}$	0.164 $\pm$	0.00618	0.0213	13
Propazin	H003 A	$\mu\text{g/l}$	0.229 $\pm$	0.00751	0.0297	13
	H003 B	$\mu\text{g/l}$	0.108 $\pm$	0.0054	0.014	13
s-Metolachlor Metabolit CGA 368208	H003 A	$\mu\text{g/l}$	0.421 $\pm$	0.0406	0.059	14
	H003 B	$\mu\text{g/l}$	0.182 $\pm$	0.00883	0.0182	10
s-Metolachlor Metabolit NOA 413173	H003 A	$\mu\text{g/l}$	0.176 $\pm$	0.0206	0.0353	20
	H003 B	$\mu\text{g/l}$	0.496 $\pm$	0.0472	0.0843	17
Sebuthylazin	H003 A ****	$\mu\text{g/l}$	- $\pm$	-	-	-
	H003 B	$\mu\text{g/l}$	0.695 $\pm$	0.0268	0.0647	9.3
Simazin	H003 A	$\mu\text{g/l}$	0.174 $\pm$	0.00425	0.0191	11
	H003 B	$\mu\text{g/l}$	0.35 $\pm$	0.0116	0.0385	11
Terbuthylazin	H003 A	$\mu\text{g/l}$	0.562 $\pm$	0.0151	0.0618	11
	H003 B	$\mu\text{g/l}$	0.266 $\pm$	0.00731	0.0293	11
Terbuthylazin-Desethyl	H003 A	$\mu\text{g/l}$	0.274 $\pm$	0.00994	0.0301	11
	H003 B	$\mu\text{g/l}$	0.546 $\pm$	0.0206	0.06	11
Terbuthylazin Metabolit CGA 324007 (LM5)	H003 A * **	$\mu\text{g/l}$	- $\pm$	-	-	-
	H003 B * **	$\mu\text{g/l}$	- $\pm$	-	-	-
Terbuthylazin Metabolit SYN 545666 (LM6)	H003 A **	$\mu\text{g/l}$	0.154 $\pm$	0.0201	0.0369	24
	H003 B **	$\mu\text{g/l}$	0.318 $\pm$	0.0221	0.0318	10
Terbuthylazin Metabolit SYN 546009 (LM3)	H003 A ***	$\mu\text{g/l}$	- $\pm$	-	-	-

Parameter	Probe	Einheit	zugewiesener Wert	$\pm U(k=2)$	Kriterium	Kriterium [%]
Terbutylazin Metabolit SYN 546009 (LM3)	H003 B ***	$\mu\text{g/l}$	-	$\pm$	-	-
Terbutryn	H003 A	$\mu\text{g/l}$	0.426	$\pm$ 0.0169	0.0426	10
	H003 B	$\mu\text{g/l}$	0.172	$\pm$ 0.00582	0.0172	10
Tritosulfuron	H003 A *	$\mu\text{g/l}$	-	$\pm$	-	-
	H003 B *	$\mu\text{g/l}$	-	$\pm$	-	-

\*\* Für diese Parameter liegt keine Akkreditierung vor.

\* Für nachfolgende Substanzen liegen zu wenige Laborergebnisse vor ( $n < 6$ ), daher sind zur Information die berechneten Mittelwerte  $MW \pm U(k=2)$  über die Daten der (akkreditierten) Labore ( $n$ ) nach Ausreißerbereinigung angeführt.

Diese können zum Vergleich im Rahmen Ihrer QS-Maßnahmen herangezogen werden.

#### Chlorthalonil-4-hydroxy

H003 A:  $MW (n=2, \text{akkr.}) \pm U(k=2): 0.234 \pm 0.007 \mu\text{g/l}$

H003 B:  $MW (n=2, \text{akkr.}) \pm U(k=2): 0.455 \pm 0.019 \mu\text{g/l}$

#### Chlorthalonil Metabolit R611965 (3-carbamyl-2,4,5-trichlorbenzoesäure):

H003 A:  $MW (n=4, \text{akkr.}) \pm U(k=2): 0.177 \pm 0.0281 \mu\text{g/l}$

H003 B:  $MW (n=4, \text{akkr.}) \pm U(k=2): 0.311 \pm 0.0058 \mu\text{g/l}$

#### Chlorthalonil Metabolit R611968:

H003 A:  $MW (n=5, \text{akkr.}) \pm U(k=2): 0.181 \pm 0.0118 \mu\text{g/l}$

H003 B:  $MW (n=5, \text{akkr.}) \pm U(k=2): 0.184 \pm 0.0052 \mu\text{g/l}$

#### Chlorthalonil Metabolit SYN507900:

H003 A:  $MW (n=4, \text{akkr.}) \pm U(k=2): 0.144 \pm 0.0119 \mu\text{g/l}$

H003 B:  $MW (n=4, \text{akkr.}) \pm U(k=2): 0.308 \pm 0.0133 \mu\text{g/l}$

#### Chlorthalonil Metabolit SYN548580:

H003 A:  $MW (n=2, \text{akkr.}) \pm U(k=2): 0.355 \pm 0.032 \mu\text{g/l}$

H003 B:  $MW (n=2, \text{akkr.}) \pm U(k=2): 0.16 \pm 0.013 \mu\text{g/l}$

#### Chlorthalonil Metabolit SYN548581:

H003 A:  $MW (n=3, \text{akkr.}) \pm U(k=2): 0.683 \pm 0.126 \mu\text{g/l}$

H003 B:  $MW (n=3, \text{akkr.}) \pm U(k=2): 0.352 \pm 0.0732 \mu\text{g/l}$

#### Dicamba:

H003 A:  $MW (n=5, \text{akkr.}) \pm U(k=2): 0.127 \pm 0.0208 \mu\text{g/l}$

H003 B:  $MW (n=4, \text{akkr.}) \pm U(k=2): 0.6 \pm 0.0228 \mu\text{g/l}$

#### Dimethachlor Metabolit - CGA 373464 (freie Säure):

H003 B:  $MW (n=4, \text{akkr.}) \pm U(k=2): 0.289 \pm 0.0389 \mu\text{g/l}$

H003 B:  $MW (n=4, \text{akkr.}) \pm U(k=2): 0.195 \pm 0.069 \mu\text{g/l}$

#### Glufosinat:

H003 A:  $MW (n=3, \text{akkr.}) \pm U(k=2): 0.203 \pm 0.0168 \mu\text{g/l}$

H003 B:  $MW (n=2, \text{akkr.}) \pm U(k=2): 0.687 \pm 0.286 \mu\text{g/l}$

#### Terbutylazin Metabolit CGA 324007 (LM5)\*\*:

H003 A:  $MW (n=5, \text{akkr.}) \pm U(k=2): 0.235 \pm 0.0296 \mu\text{g/l}$

H003 B:  $MW (n=5, \text{akkr.}) \pm U(k=2): 0.124 \pm 0.00793 \mu\text{g/l}$

#### Tritosulfuron:

H003 A:  $MW (n=5, \text{akkr.}) \pm U(k=2): 0.208 \pm 0.0684 \mu\text{g/l}$

H003 B:  $MW (n=5, \text{akkr.}) \pm U(k=2): 0.584 \pm 0.179 \mu\text{g/l}$

\*\*\* Für nachfolgende Substanzen liegen zu wenige Laborergebnisse vor (<2), daher sind zur Information die Mittelwerte MW +/- U(k=2) des Kontrolllabors angeführt.

Diese können zum Vergleich im Rahmen Ihrer QS-Maßnahmen herangezogen werden.

Dimethachlor Metabolit - CGA 373464 (Essigsäuremethylester):

H003 B: MW (KL) +/- U(k=2): 0.176 +/- 0.0263 µg/l

H003 B: MW (KL) +/- U(k=2): 0.141 +/- 0.0212 µg/l

Glufosinatmetabolit MPPA\*\*:

H003 A: MW (KL) +/- U(k=2): 0.354 +/- 0.124 µg/l

H003 B: MW (KL) +/- U(k=2): 0.688 +/- 0.241 µg/l

Terbuthylazin Metabolit SYN 546009 (LM3)\*\*:

H003 A: MW (KL) +/- U(k=2): 0.138 +/- 0.0483 µg/l

H003 B: MW (KL) +/- U(k=2): 0.242 +/- 0.0847 µg/l

\*\*\*\* Für nachfolgende Substanz ist zur Information der Wert des Kontrolllabors zum Vergleich angeführt:

Sebuthylazin:

H003 A: < 0.025 (NG) µg/l

## D6.2. Zusammenfassung der ausreißerbereinigten Ringversuchsergebnisse

Parameter	Probe	Anzahl Labors für Berechnung	Anzahl Ausreißer Labors	Einheit	Mittelwert	± VB (99%)	Minimum	Maximum	sR	vR [%]
2,4,5-Trichlorphenoxyessigsäure	H003 A	7	1	µg/l	0.153	± 0.0171	0.135	0.181	0.0151	9.9
	H003 B	7	1	µg/l	0.341	± 0.0547	0.298	0.433	0.0482	14
2,4-D (2,4-Dichlorphenoxyessigsäure)	H003 A	15	3	µg/l	0.734	± 0.0412	0.635	0.85	0.0532	7.2
	H003 B	15	3	µg/l	0.348	± 0.0194	0.297	0.397	0.025	7.2
2,6-Dichlorbenzamid	H003 A	18	1	µg/l	0.213	± 0.0133	0.177	0.246	0.0188	8.9
	H003 B	16	3	µg/l	0.431	± 0.024	0.373	0.485	0.0319	7.4
Alachlor	H003 A	9	2	µg/l	0.106	± 0.00686	0.096	0.115	0.00686	6.5
	H003 B	9	3	µg/l	0.487	± 0.0218	0.437	0.504	0.0218	4.5
Alachlor-Säure (Alachlor-OA)	H003 A	6	1	µg/l	0.935	± 0.0856	0.826	1.01	0.0699	7.5
	H003 B	7	0	µg/l	0.185	± 0.0256	0.156	0.214	0.0226	12
Alachlor-Sulfonsäure (Alachlor-ESA)	H003 A	7	2	µg/l	0.291	± 0.0172	0.269	0.309	0.0152	5.2
	H003 B	9	0	µg/l	0.29	± 0.0593	0.196	0.408	0.0593	20
Ampa	H003 A	7	1	µg/l	1	± 0.0567	0.949	1.09	0.05	5
	H003 B	9	1	µg/l	0.562	± 0.0622	0.438	0.651	0.0622	11
Atrazin	H003 A	20	1	µg/l	0.153	± 0.0061	0.128	0.168	0.00909	6
	H003 B	19	2	µg/l	0.658	± 0.0256	0.569	0.731	0.0372	5.7
Atrazin-Desethyl	H003 A	19	1	µg/l	0.594	± 0.0322	0.51	0.709	0.0468	7.9
	H003 B	19	0	µg/l	0.275	± 0.0193	0.221	0.322	0.028	10
Atrazin-Desethyl-Desisopropyl	H003 A	6	1	µg/l	0.166	± 0.0233	0.149	0.202	0.019	11
	H003 B	6	0	µg/l	0.423	± 0.0753	0.311	0.485	0.0615	15
Atrazin-Desisopropyl	H003 A	17	0	µg/l	0.245	± 0.0316	0.18	0.361	0.0435	18
	H003 B	18	0	µg/l	0.242	± 0.0265	0.168	0.328	0.0374	15

Parameter	Probe	Anzahl Labors für Berechnung	Anzahl Ausreißer Labors	Einheit	Mittelwert ± VB (99%)	Minimum	Maximum	sR	vR [%]
Bentazon	H003 A	19	0	µg/l	0.164 ± 0.00886	0.144	0.194	0.0129	7.9
	H003 B	19	0	µg/l	0.735 ± 0.041	0.639	0.862	0.0595	8.1
Chloridazon-Desphenyl	H003 A	12	1	µg/l	0.129 ± 0.0101	0.117	0.159	0.0117	9.1
	H003 B	12	1	µg/l	0.245 ± 0.0177	0.21	0.279	0.0205	8.4
Chlorthalonil-4-hydroxy	H003 A	3	0	µg/l	- ± -	0.23	0.247	-	-
	H003 B	3	0	µg/l	- ± -	0.406	0.464	-	-
Chlorthalonil Metabolit R417888 (Chlorothalonil-ESA)	H003 A	14	0	µg/l	0.0798 ± 0.00592	0.067	0.0943	0.00739	9.3
	H003 B	14	0	µg/l	0.423 ± 0.037	0.341	0.498	0.0462	11
Chlorthalonil Metabolit R471811	H003 A	11	0	µg/l	0.187 ± 0.0592	0.075	0.273	0.0654	35
	H003 B	11	0	µg/l	0.644 ± 0.149	0.363	0.844	0.165	26
Chlorthalonil Metabolit R611965 (3-carbamyl-2,4,5-trichlorbenzoesäure)	H003 A	4	0	µg/l	- ± -	0.143	0.208	-	-
	H003 B	4	0	µg/l	- ± -	0.305	0.318	-	-
Chlorthalonil Metabolit R611968	H003 A	5	0	µg/l	- ± -	0.161	0.196	-	-
	H003 B	5	0	µg/l	- ± -	0.177	0.189	-	-
Chlorthalonil Metabolit SYN507900	H003 A	4	0	µg/l	- ± -	0.126	0.152	-	-
	H003 B	4	0	µg/l	- ± -	0.292	0.324	-	-
Chlorthalonil Metabolit SYN548580	H003 A	2	0	µg/l	- ± -	0.339	0.371	-	-
	H003 B	2	0	µg/l	- ± -	0.153	0.166	-	-
Chlorthalonil Metabolit SYN548581	H003 A	3	0	µg/l	- ± -	0.597	0.805	-	-
	H003 B	3	0	µg/l	- ± -	0.311	0.425	-	-
Clopyralid	H003 A	6	0	µg/l	0.24 ± 0.0427	0.208	0.293	0.0349	15
	H003 B	6	0	µg/l	0.503 ± 0.0884	0.405	0.606	0.0722	14

Parameter	Probe	Anzahl Labors für Berechnung	Anzahl Ausreißer Labors	Einheit	Mittelwert ± VB (99%)	Minimum	Maximum	sR	vR [%]
Cyanazin	H003 A	12	1	µg/l	0.167 ± 0.0113	0.149	0.186	0.013	7.8
	H003 B	12	1	µg/l	0.441 ± 0.0331	0.385	0.512	0.0382	8.7
Dicamba	H003 A	5	0	µg/l	- ± -	0.096	0.158	-	-
	H003 B	4	1	µg/l	- ± -	0.566	0.615	-	-
Dichlorprop	H003 A	14	0	µg/l	0.553 ± 0.0523	0.439	0.654	0.0652	12
	H003 B	14	0	µg/l	0.295 ± 0.0163	0.265	0.335	0.0203	6.9
Dimethachlor-Sulfonsäure (CGA 354742, Dimethachlor ESA)	H003 A	14	0	µg/l	0.233 ± 0.0261	0.163	0.3	0.0325	14
	H003 B	12	2	µg/l	0.112 ± 0.00912	0.096	0.132	0.0105	9.4
Dimethachlor Metabolit - CGA 369873	H003 A	10	1	µg/l	0.144 ± 0.0139	0.114	0.16	0.0146	10
	H003 B	10	1	µg/l	0.308 ± 0.0284	0.264	0.354	0.0299	9.7
Dimethachlor Metabolit - CGA 373464 (Essigsäuremethylester)	H003 A	1	0	µg/l	- ± -	0.2	0.2	-	-
	H003 B	1	0	µg/l	- ± -	0.183	0.183	-	-
Dimethachlor Metabolit - CGA 373464 (freie Säure)	H003 A	4	0	µg/l	- ± -	0.253	0.331	-	-
	H003 B	4	0	µg/l	- ± -	0.133	0.293	-	-
Dimethachlor-Säure (CGA 50266, Dimethachlor OA)	H003 A	13	0	µg/l	0.424 ± 0.0793	0.208	0.543	0.0953	22
	H003 B	13	0	µg/l	0.449 ± 0.091	0.245	0.666	0.109	24
Glufosinat	H003 A	3	0	µg/l	- ± -	0.193	0.22	-	-
	H003 B	2	0	µg/l	- ± -	0.544	0.83	-	-
Glufosinatmetabolit MPPA	H003 A	0	0	µg/l	- ± -	-	-	-	-
	H003 B	0	0	µg/l	- ± -	-	-	-	-
Glyphosat	H003 A	11	0	µg/l	0.411 ± 0.0257	0.356	0.45	0.0284	6.9

Parameter	Probe	Anzahl Labors für Berechnung	Anzahl Ausreißer Labors	Einheit	Mittelwert	± VB (99%)	Minimum	Maximum	sR	vR [%]
Glyphosat	H003 B	10	0	µg/l	0.854	± 0.0726	0.695	0.936	0.0765	9
Metazachlor	H003 A	16	0	µg/l	0.161	± 0.0104	0.138	0.191	0.0139	8.6
	H003 B	16	1	µg/l	0.153	± 0.00919	0.134	0.177	0.0123	8
Metolachlor	H003 A	19	1	µg/l	0.176	± 0.00576	0.155	0.19	0.00837	4.8
	H003 B	18	2	µg/l	0.385	± 0.0136	0.346	0.425	0.0192	5
Metribuzin	H003 A	15	1	µg/l	0.781	± 0.0499	0.602	0.851	0.0644	8.2
	H003 B	14	2	µg/l	0.374	± 0.0148	0.343	0.396	0.0185	5
Nicosulfuron	H003 A	13	0	µg/l	0.269	± 0.087	0.12	0.478	0.105	39
	H003 B	11	2	µg/l	0.847	± 0.0936	0.691	1.06	0.103	12
Prometryn	H003 A	13	0	µg/l	0.429	± 0.0253	0.39	0.502	0.0304	7.1
	H003 B	13	0	µg/l	0.164	± 0.00927	0.145	0.184	0.0111	6.8
Propazin	H003 A	16	0	µg/l	0.229	± 0.0113	0.198	0.252	0.015	6.6
	H003 B	13	3	µg/l	0.108	± 0.0081	0.0959	0.132	0.00973	9
s-Metolachlor Metabolit CGA 368208	H003 A	8	1	µg/l	0.421	± 0.0608	0.303	0.488	0.0574	14
	H003 B	8	1	µg/l	0.182	± 0.0133	0.157	0.197	0.0125	6.9
s-Metolachlor Metabolit NOA 413173	H003 A	12	0	µg/l	0.176	± 0.031	0.12	0.224	0.0357	20
	H003 B	12	0	µg/l	0.496	± 0.0707	0.36	0.609	0.0817	16
Sebuthylazin	H003 A	0	0	µg/l	-	± -	-	-	-	-
	H003 B	9	1	µg/l	0.695	± 0.0402	0.621	0.747	0.0402	5.8
Simazin	H003 A	17	2	µg/l	0.174	± 0.00638	0.158	0.19	0.00876	5
	H003 B	17	2	µg/l	0.35	± 0.0173	0.301	0.4	0.0238	6.8
Terbuthylazin	H003 A	20	1	µg/l	0.562	± 0.0226	0.487	0.615	0.0337	6
	H003 B	17	4	µg/l	0.266	± 0.011	0.225	0.29	0.0151	5.7

Parameter	Probe	Anzahl Labors für Berechnung	Anzahl Ausreißer Labors	Einheit	Mittelwert ± VB (99%)	Minimum	Maximum	sR	vR [%]
Terbutylazin-Desethyl	H003 A	18	1	µg/l	0.274 ± 0.0149	0.243	0.316	0.0211	7.7
	H003 B	17	2	µg/l	0.546 ± 0.0308	0.468	0.638	0.0424	7.8
Terbutylazin Metabolit CGA 324007 (LM5)	H003 A	5	0	µg/l	- ± -	0.201	0.273	-	-
	H003 B	5	0	µg/l	- ± -	0.111	0.135	-	-
Terbutylazin Metabolit SYN 545666 (LM6)	H003 A	8	0	µg/l	0.145 ± 0.0367	0.085	0.199	0.0346	24
	H003 B	7	1	µg/l	0.312 ± 0.0326	0.279	0.369	0.0287	9.2
Terbutylazin Metabolit SYN 546009 (LM3)	H003 A	0	0	µg/l	- ± -	-	-	-	-
	H003 B	0	0	µg/l	- ± -	-	-	-	-
Terbutryn	H003 A	18	1	µg/l	0.426 ± 0.0254	0.361	0.505	0.0359	8.4
	H003 B	18	1	µg/l	0.172 ± 0.00873	0.149	0.2	0.0123	7.2
Tritosulfuron	H003 A	5	1	µg/l	- ± -	0.126	0.331	-	-
	H003 B	5	1	µg/l	- ± -	0.406	0.923	-	-

## **E1. Description of the proficiency test**

### **E1.1. Design and implementation**

- Number of registrations: 25
- Number of submitted data records: 25
- Dispatch of samples: March 24<sup>th</sup>, 2026
- Closing date for submission of data: April 28<sup>th</sup>, 2026

The results were submitted electronically by a password-protected online data entry. Upon completion of the data entry, the participant confirmed the complete and correct entry of all data and the authorization of the results for evaluation.

To anonymize results, each laboratory was given a laboratory code on a random basis.

### **E1.2. Description of the proficiency test items**

The sampling of groundwater and surface water was carried out on March 18<sup>th</sup>, 2026.

The following samples were made available

- 1 sample groundwater (H003 A)
- 1 sample surface water (H003 B)

Both samples were stored at  $4 \pm 3^{\circ}\text{C}$  until further processing. The samples were filtered (40  $\mu\text{m}$ ) and partly spiked with specific substances in the stirring vessel.

The samples were filled into bottles under continuous stirring (stirring vessel) and stabilized by cooling.

The homogeneous proficiency test items were dispatched on March 24<sup>th</sup>, 2026.

Each participant received:

- 2 samples (each 600 ml), filled in 2 x 300 ml aluminium bottles or  
2 samples (each 2000 ml), filled in 2 x 1000 ml aluminium bottles or  
2 samples (each 4000 ml), filled in 4 x 1000 ml aluminium bottles
- 2 samples (each 1000 ml), filled in 1 x 1000 ml plastic bottles (for AMPA, glufosinate, glyphosate and MPPA\*\*)

### **E1.3. Instructions for the participants**

For reasons of stability, it was recommended to start the analysis by the 01<sup>st</sup> of April 2026 at the latest.

The participants were expected to use the test method or measurement method of their choice, which should be consistent with their routine procedures. In E9 you will find the overview of applied methods in course of the proficiency testing.

### **E1.4. Control testing for homogeneity evaluation**

During filling of the bottles, aliquots of each sample were collected randomly for control testing. From each of the samples A and B, n=5 control test samples and n=1 unspiked real water sample were transferred to the laboratory for control testing.

All parameters were tested in the testing laboratory at the Environment Agency Austria (Prüfstelle für Umwelt-, GVO- & Treibstoffanalytik) close to the time of sample dispatch (accredited according to EN ISO/IEC for all parameters listed except for terbuthylazine metabolite SYN546009 (LM3)\*\*).

During evaluation the relative standard deviation between the individual results of the control test samples was assessed for each parameter by comparison with the reproducibility standard deviation of the actual proficiency test.

In the parameter-oriented evaluation (E7), the results of the control testing are given in the form of arithmetic means of the detected concentrations  $\pm$  expanded measurement uncertainty as control test value  $\pm$  U (expanded uncertainty, k=2).

### **E1.5. Trend test for stability evaluation**

The evaluation of stability of the proficiency test items was performed using the data statistics of the results of previous proficiency testing rounds for real water samples of the period from 2013 to 2025.

The assessment of the stability of the proficiency test items of the current round was carried out by evaluation of all participant results sorted by analysis date (until submission deadline): No systematic trends were identified.

Using all participants' results, it was furthermore tested if systematic trends could be detected depending on the order in which the bottles were filled for the proficiency test: No systematic trends could be identified.

According to data obtained from previous rounds and based on the trend test evaluation of the current round, the stability of the test items for proficiency testing of real water samples

can be confirmed for the recommended analysis period until deadline for submission of data.

#### **E1.6. Determination of the assigned values**

The analytical results had to be made available to the organiser not later than 28<sup>th</sup> of April 2026. Any values received at later date were not considered.

During the plausibility assessment of all received data (e.g. check for correct units, indication of measurement uncertainty, ...) the participants with noticeable results were asked to perform a subsequent data check and to give prompt feedback within 24 hours.

After plausibility assessment an outlier test according to Hampel was performed to identify outliers. Values identified as conspicuous are marked specifically in the parameter-oriented evaluation ('H').

In justified cases, for instance, when the outlier test according to Hampel is not applicable (e.g. many similar or identical results of the participants or in case of a very limited number of highly scattering results) a different outlier identification method can be applied (e.g. Dean and Dixon outlier test or manual outlier elimination by expert judgement). In such a case, this procedure is documented in section E4 of the report.

Further data evaluation was performed in accordance with ISO 5725-2. A statistical evaluation of proficiency testing data was only carried out if at least  $n=6$  valid results per parameter were available. Results  $< LOQ$  or  $< LOD$  are not included in the calculation for the assigned value.

The assigned values are normally calculated as the mean over all submitted results, after removal of outliers. The traceability of the assigned value is checked by comparing it with the mean value of the control testing laboratory.

For real water samples in some exceptional cases, it might occur that no assigned value based on participants' results can be calculated and no evaluation of the participants' results can be made. E.g. due to large variations in the participant results ( $vR > 50\%$ ) and/or insufficient traceability of the calculated mean of all participants after outlier-clearing to the mean of control testing or if the number of results (without outliers) of the group of accredited testing laboratories is too low.

In this case, a clear statement in section E7 of the report is made and all statistical data provided is for information only. In section E4 further information is given, when applicable, for each parameter and proficiency test item. In course of the internal quality measures, the participants can compare their results with the control test values.

## E2. Criteria of performance evaluation

### E2.1. Performance criterion z-Score

The adjusted average value (after removal of outliers) for all submitted results was used as a basis for the calculation of recovery rates and z-scores.

z-Scores were calculated based on the following formula:

$$z - score = \frac{x_i - \bar{X}}{Criterion}$$

$x_i$	is the measurement value (result) of the participating laboratory
$\bar{X}$	assigned value the target value for the assessment of the performance of the participants (3 significant digits), normally the average value of the participants' results after removal of outliers; if this approach is not applicable, the target value is assigned according to the procedure given in section E4
Criterion	is the reproducibility standard deviation calculated from previous rounds for proficiency testing for real water samples from 2013 to 2025 (as RSD pooled) or from the participants' results after removal of outliers (sR) in the current round (if less than 6 previous rounds for the parameters of real water samples A and B are available) Where justified (e.g. results for real water samples are close to minimum quantification limit or in case of regulatory requirements) the criterion is defined by expert judgement and the procedure is clearly described in section E4 of the report.

### E2.2. Performance criterion E<sub>n</sub>-Score

In addition, an assessment of the participants' results using E<sub>n</sub>-Scores for proficiency testing of real water samples is performed. This additional assessment considers the expanded measurement uncertainties of the participants' results and the expanded uncertainty of the assigned value and is provided in the laboratory-oriented part of the report (see E8 after the z-scores evaluation).

E<sub>n</sub>-Scores were calculated based on the following formula:

$$E_n - score = \frac{x_i - \bar{X}}{\sqrt{U(x_i)^2 + U(\bar{X})^2}}$$

$x_i$	is the measurement value (result) of the participating laboratory
$\bar{X}$	assigned value

the target value for the assessment of the performance of the participants (3 significant digits), normally the average value of the participants' results after removal of outliers; if this approach is not applicable, the target value is assigned according to the procedure given in section E4

$U(x_i)$	expanded measurement uncertainty for the result of the participating laboratory, $k=2$
$U(\bar{X})$	expanded measurement uncertainty for the assigned value, $k=2$

### E2.3. Performance evaluation z-Score and $E_n$ -Score

#### Interpretation of z-Scores:

- $|z\text{-Score}| \leq 2.0$  good result
- $2.0 < |z\text{-Score}| < 3.0$  questionable result
- $|z\text{-Score}| \geq 3.0$  unsatisfactory result

Note: In case of assessment of the participants' performance by z-scores the measurement uncertainty of the participants' results is not considered. The difference between result of participants and the assigned value is evaluated by the criteria.

#### Interpretation of $E_n$ -Scores:

- $|E_n\text{-Score}| \leq 1.0$  satisfactory performance
- $|E_n\text{-Score}| > 1.0$  unsatisfactory performance

Note: In case of assessment of the participants' performance by  $E_n$ -Scores the expanded measurement uncertainties for the results and for the assigned values are considered.  $|E_n\text{-Score}| > 1.0$  might indicate to check the measurement uncertainty estimation or might point out to correct a measurement problem.

## E3. Representation and interpretation of measurement results

The parameter-oriented report provides the measurement values (results) including uncertainty ( $\pm U$ ), recovery rate, calculated z-Score and the outliers in tabular form. The results listed in the table are also represented graphically.

The laboratory-oriented report shows the results of the individual laboratories (anonymous), including the measurement uncertainty ( $\pm U$ ), recovery rates, z-Scores and additionally evaluation of  $E_n$ -Scores on separate pages.

The tables also contain the basis for the data assessment as the assigned values and expanded measurement uncertainties and the criteria.

An annotation of the tables and graphics is given in section E5.

#### **E4. Explanatory notes**

As explained in section E2, the z-Score can also be calculated using the reproducibility standard deviation, calculated from the participants' results (after removal of outliers) in the relevant test round. It might occur that the z-Score between -2 and 2 covers a large range of measurement values when the variance of the results is high. On the other hand, the range of good results can be very narrow, when the variation of the participants' results is small.

The recovery rate is calculated for the individual result based on the assigned value and is thus independent of the reproducibility standard deviation. In the case of a high variance of the results, participants should also consider recovery rates as additional criteria to decide on the necessity of internal quality assurance measures.

As a result of a long-term evaluation of proficiency testing rounds between 2013 and 2025 in real samples, evaluation criteria (RSDpool) were calculated. These criteria were compared with the relative reproducibility standard deviation (vR) of the current proficiency testing.

The scores for the parameters listed below were calculated according to E2.

Sample H003 A:

2,4,5-trichlorophenoxyacetic acid, 2,4-D, atrazine-desethyl-desisopropyl, alachlor, alachlor-ESA, alachlor-OA, AMPA, atrazine, atrazine-desethyl, chloridazon-desphenyl, chlorothalonil-ESA, clopyralid, cyanazine, dichlorprop, dimethachlor-ESA, dimethachlor metabolite CGA 369873, glyphosate, metolachlor, prometryn, propazine, metolachlor metabolite CGA 368208, s-metolachlor metabolite NOA 413173, simazine, terbuthylazine, terbuthylazine-desethyl, terbutryn

Sample H003 B:

2,4,5-trichlorophenoxyacetic acid, 2,4-D, atrazine-desethyl-desisopropyl, alachlor, alachlor-OA, AMPA, atrazine, atrazine-desethyl, bentazone, chloridazon-desphenyl, chlorothalonil-ESA, clopyralid, cyanazine, dichlorprop, dimethachlor-ESA, dimethachlor metabolite CGA 369873, glyphosate, metolachlor, prometryn, propazine, s-metolachlor metabolite NOA 413173, sebuthylazine, simazine, terbuthylazine, terbuthylazine-desethyl, terbutryn

Parameter sebuthylazine for sample H003 A: Due to the low concentration in the sample, assigned values were not calculated. For this parameter, we recommend comparing your results with the control test values.

Parameters 2,6-dichlorbenzamide, bentazone, dimethachlor-OA, metazachlor, nicosulfuron, terbuthylazine metabolite SYN 545666 (LM6)\*\* for sample H003 A and parameters 2,6-dichlorbenzamide, metazachlor, nicosulfuron and terbuthylazine metabolite SYN 545666

(LM6)\*\* for sample H003 B:

The assigned values calculated based on the participants' results were outside of the measurement uncertainty of the control test value and thus traceability could not be proven by this procedure. Therefore, new assigned values were defined by the group of accredited participating laboratories after outlier-assessment.

Parameters atrazine-desisopropyl, chlorothalonil metabolite R471811, dimethachlor-OA, nicosulfuron for sample H003 A and parameters alachlor-ESA, atrazin-desisopropyl, chlorothalonil metabolite R471811, dimethachlor-OA for sample H003 B:

For these parameters a reproducibility standard deviation (vR) of the current proficiency testing round was chosen for assessment.

Parameter metribuzin for sample H003 A and parameters metribuzin, s-metolachlor metabolite CGA 368208 and terbuthylazine metabolite SYN 545666 (LM6)\*\* for sample H003 B:

For these parameters a reproducibility standard deviation (vR) of 10 % was chosen for assessment.

Parameters chlorothalonil metabolite R611965, chlorothalonil metabolite R611968, chlorothalonil metabolite SYN507900, chlorothalonil metabolite SYN548580, chlorothalonil metabolite SYN548581, chlorothalonil-4-hydroxy, dicamba, dimethachlor metabolite CGA 373464 acetic acid methyl ester, dimethachlor metabolite CGA 373464 free acid, glufosinate, MPPA\*\*, terbuthylazine metabolite CGA 324007 (LM5)\*\*, terbuthylazine metabolite SYN 546009 (LM3)\*\* and tritosulfuron for sample H003 A and parameters chlorothalonil metabolite R611965, chlorothalonil metabolite R611968, chlorothalonil metabolite SYN507900, chlorothalonil metabolite SYN548580, chlorothalonil metabolite SYN548581, chlorothalonil-4-hydroxy, dicamba, dimethachlor metabolite CGA 373464 acetic acid methyl ester, dimethachlor metabolit CGA 373464 free acid, glufosinate, MPPA\*\*, terbuthylazine metabolite CGA 324007 (LM5)\*\*, terbuthylazine metabolite SYN 546009 (LM3)\*\* and tritosulfuron for sample H003 B:

Assigned values could not be defined because of the small number of submitted results ( $n < 6$ ) or due to the small number of valid results after outlier removal. For these parameters, we recommend a comparison with the informative values listed in E6.1.

## E5. Annotations on tables and charts

### E5.1. Information and abbreviations in tables

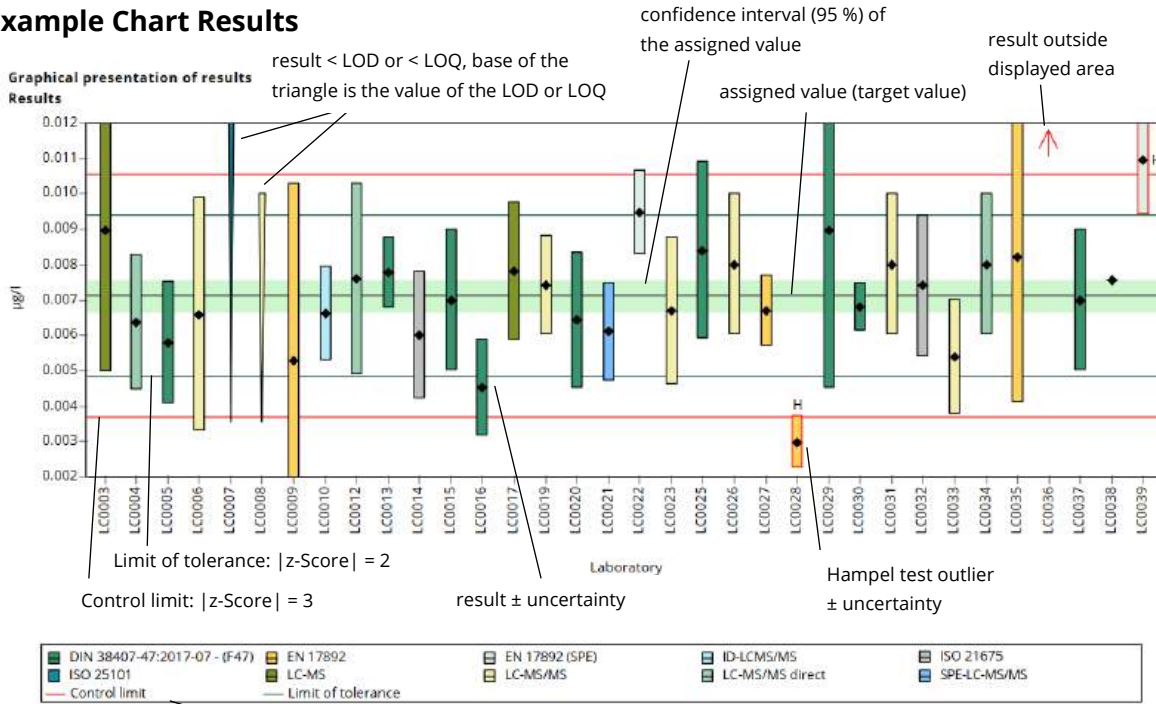
Parameter	Analyte identifier
Sample	Sample identifier
Unit	Given unit for result and uncertainty (e.g. µg/l)
Assigned value	Target value for proficiency assessment of the participants (3 significant digits)
U (k=2)	Expanded uncertainty (k=2) of the assigned value (3 significant digits)
Criteria	Specified value for the determination of the z-score in the given unit (3 significant digits)
Criteria [%]	Specified value for the determination of the z-score in % of the assigned value (2 significant digits)
Mean	Mean of the results of the participants, without outliers (3 significant digits)
CI (99 %)	99 % confidence interval (3 significant digits)
Minimum	Minimum of all submitted results, after removal of outliers (3 significant digits)
Maximum	Maximum of all submitted results, after removal of outliers (3 significant digits)
SD	Reproducibility standard deviation, calculated from the participants results, after removal of outliers (3 significant digits)
RSD %	Reproducibility standard deviation, calculated from the participants results relative to the target value, given in %, after removal of outliers (2 significant digits)
Control test value ± U (k=2)	Mean of control test value ± expanded measurement uncertainty (3 significant digits)
Labcode	Laboratory identifier (anonymized)
Result ± U	Result as indicated by participant (max. 5 decimal places) combined measurement uncertainty without expansion factor (k=1), as indicated by participant (max. 5 decimal places)
LOQ	Limit of quantification
LOD	Limit of detection
Recovery	Recovery rate in % based on assigned value (target value) (3 significant digits, max. one decimal place given)
z-Score	Deviation of result based on the assigned value (target value) given as a multiple of the criteria (3 significant digits, max. 2 decimal places given)

E <sub>n</sub> -Score	Deviation of result based on the assigned value (target value) given as a multiple of the combined expanded measurement uncertainty of the participant's results and expanded measurement uncertainty for the assigned value (3 significant digits, max. 2 decimal places given). Note: E <sub>n</sub> -Score assessment considers the measurement uncertainty of the participants.
-	No data available or no calculation possible
Comments	Comment on the respective result (e.g. H, FN, FP)
H	Outlier according to Hampel-Test
FN	False negative – for a result < LOQ or result < LOD: The absolute value of the LOQ or LOD fulfils the condition of an outlier according to the Hampel test.
FP	False positive; for parameters where no target value is available because of a too low analyte content (n < 6): Result that exceeds the median of the absolute values of the transmitted LOQs or LODs by more than 100 %.
Standard deviation	Reproducibility standard deviation, calculated from the participants results (3 significant digits)
Rel. standard deviation	Reproducibility standard deviation, calculated from the participants results relative to the target value, given in %, (3 significant digits)
n	Number of results
*	mark for additional comments
**	mark for parameters outside the scope of accreditation according to EN ISO/IEC 17043

## E5.2. Graphical presentation of results

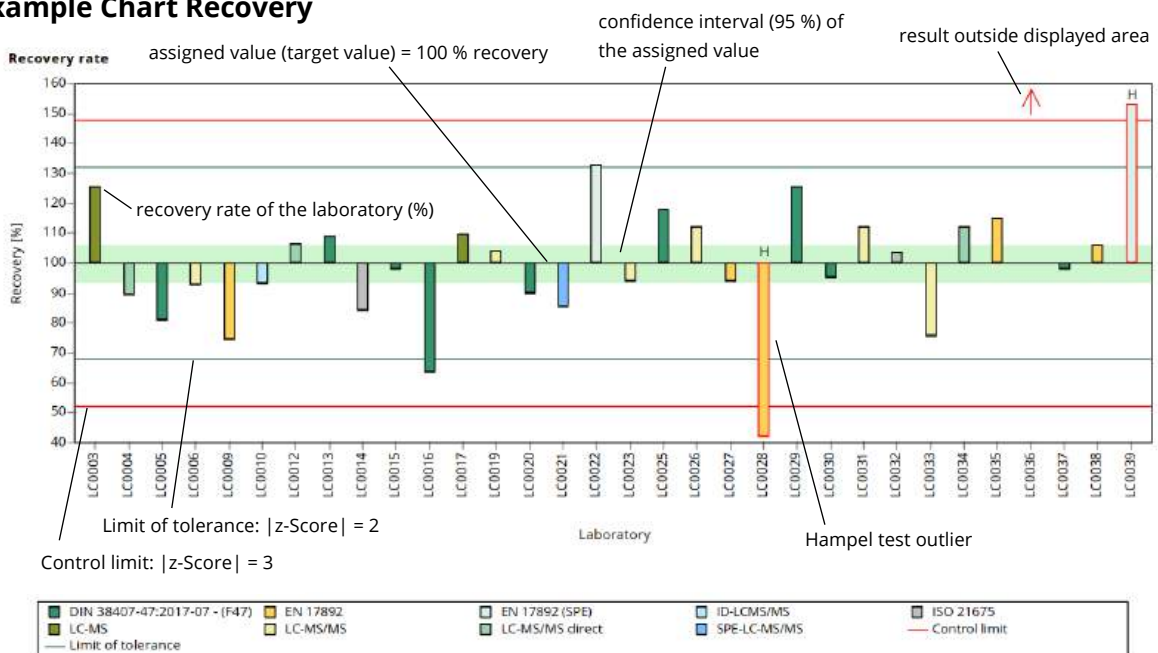
The graphic representation in the report is explained below by means of commented example diagrams.

### Example Chart Results



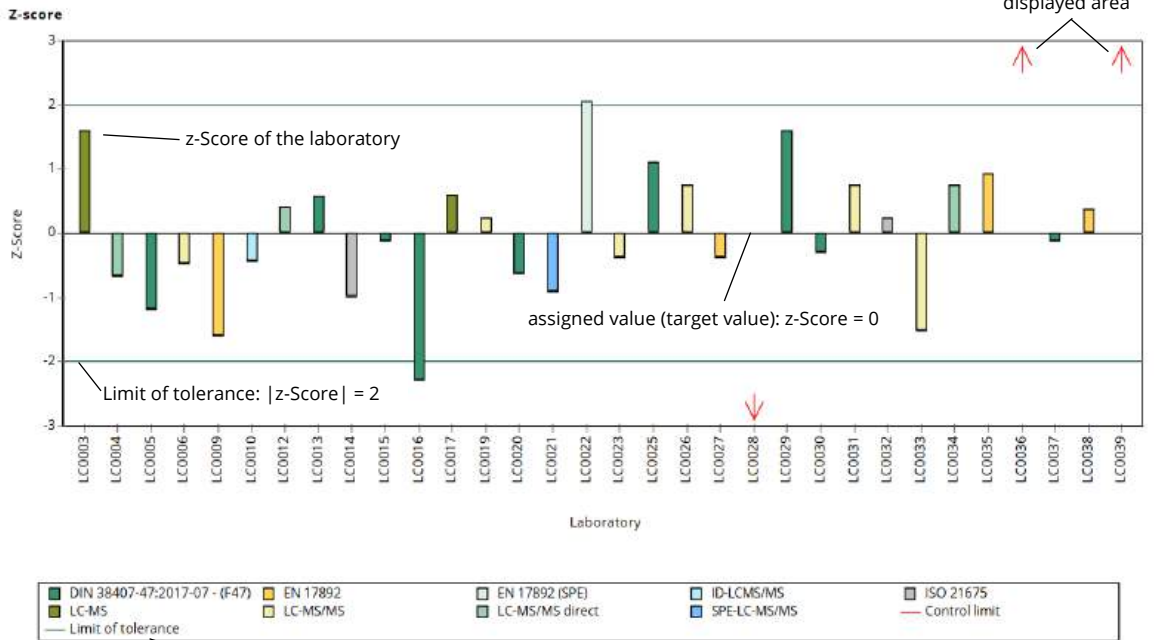
The method information is indicated by different colours.

### Example Chart Recovery



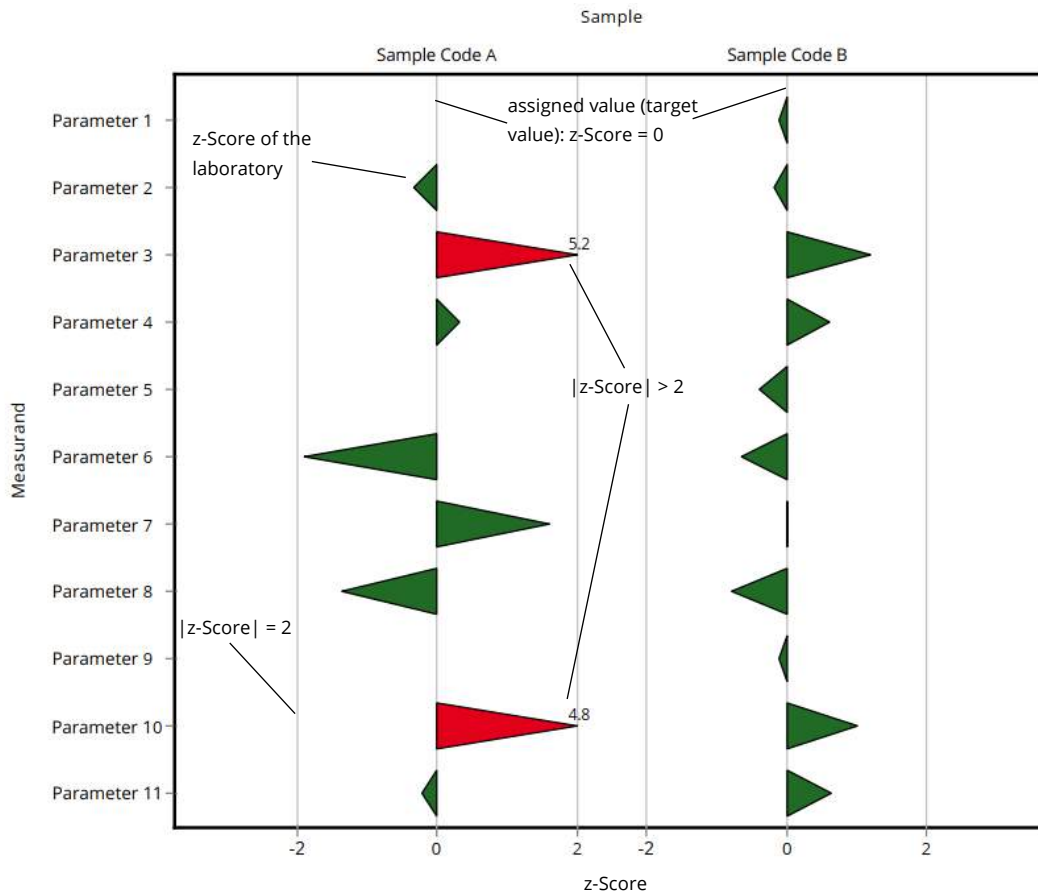
The method information is indicated by different colours.

### Example chart z-Score

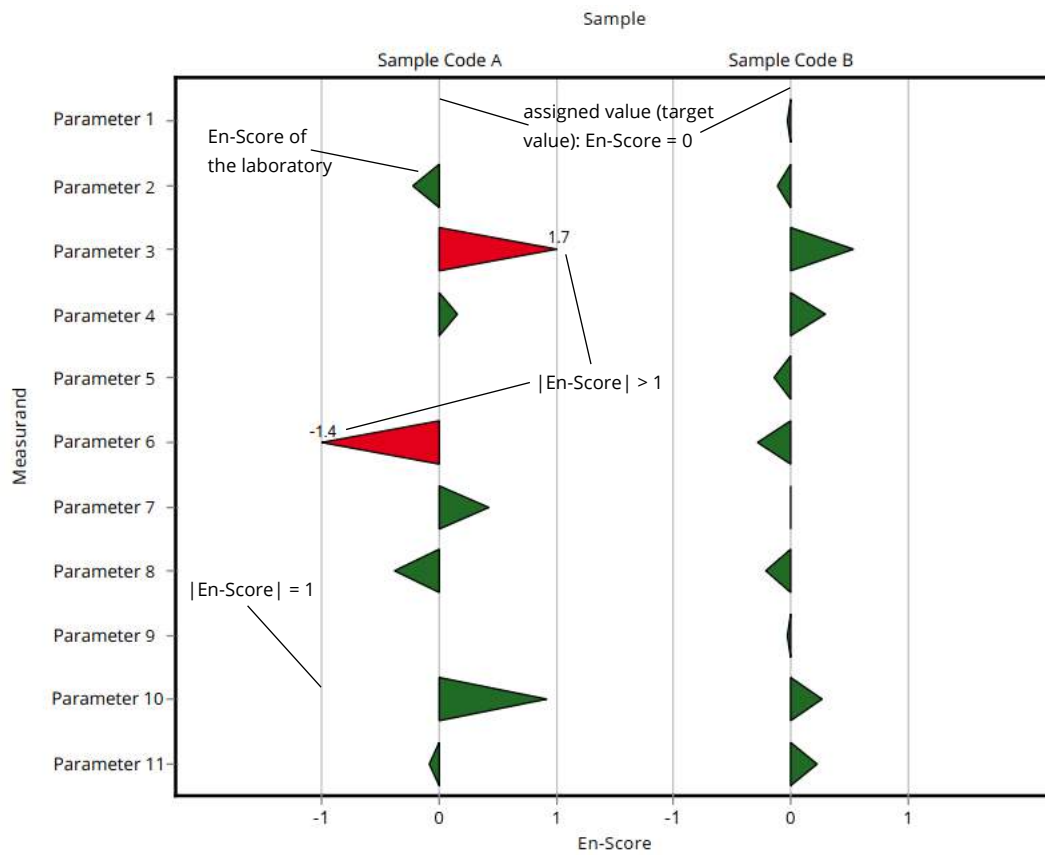


The method information is indicated by different colours.

### Example chart z-Score (laboratory-oriented report)



Example chart En-Score (laboratory-oriented report)



## E6. Summary

### E6.1. Table of assigned values

Parameter	Sample	Unit	Assigned value ± U (k=2)	Criterion	Criterion [%]
2,4,5-Trichlorophenoxyacetic acid	H003 A	µg/l	0.153 ± 0.0114	0.0275	18
	H003 B	µg/l	0.341 ± 0.0365	0.0615	18
2,4-D (2,4-Dichlorphenoxyaceticacid)	H003 A	µg/l	0.734 ± 0.0275	0.103	14
	H003 B	µg/l	0.348 ± 0.0129	0.0487	14
2,6-Dichlorobenzamide	H003 A	µg/l	0.217 ± 0.00924	0.0325	15
	H003 B	µg/l	0.437 ± 0.017	0.0655	15
Alachlor	H003 A	µg/l	0.106 ± 0.00457	0.0127	12
	H003 B	µg/l	0.487 ± 0.0145	0.0585	12
Alachlor-t-acid (Alachlor-OA)	H003 A	µg/l	0.935 ± 0.057	0.14	15
	H003 B	µg/l	0.185 ± 0.0171	0.0278	15
Alachlor-t-sulfonic acid (Alachlor-ESA)	H003 A	µg/l	0.291 ± 0.0115	0.0378	13
	H003 B	µg/l	0.29 ± 0.0395	0.0608	21
AMPA	H003 A	µg/l	1 ± 0.0378	0.13	13
	H003 B	µg/l	0.562 ± 0.0415	0.073	13
Atrazine	H003 A	µg/l	0.153 ± 0.00407	0.0168	11
	H003 B	µg/l	0.658 ± 0.0171	0.0724	11
Atrazine-desethyl	H003 A	µg/l	0.594 ± 0.0215	0.0712	12
	H003 B	µg/l	0.275 ± 0.0128	0.033	12
Atrazine-desethyl-desisopropyl	H003 A	µg/l	0.166 ± 0.0155	0.0515	31
	H003 B	µg/l	0.423 ± 0.0502	0.131	31
Atrazine-desisopropyl	H003 A	µg/l	0.245 ± 0.0211	0.0441	18
	H003 B	µg/l	0.242 ± 0.0176	0.0387	16
Bentazone	H003 A	µg/l	0.166 ± 0.00606	0.0248	15
	H003 B	µg/l	0.735 ± 0.0273	0.11	15
Chloridazon-desphenyl	H003 A	µg/l	0.129 ± 0.00676	0.0142	11
	H003 B	µg/l	0.245 ± 0.0118	0.0269	11
Chlorothalonil-4-hydroxy	H003 A *	µg/l	- ± -	-	-
	H003 B *	µg/l	- ± -	-	-
Chlorothalonil Metabolite R417888 (Chlorothalonil-ESA)	H003 A	µg/l	0.0798 ± 0.00395	0.016	20
	H003 B	µg/l	0.423 ± 0.0247	0.0845	20
Chlorothalonil Metabolite R471811	H003 A	µg/l	0.187 ± 0.0395	0.0655	35

Parameter	Sample	Unit	Assigned value ± U (k=2)		Criterion	Criterion [%]
Chlorothalonil Metabolite R471811	H003 B	µg/l	0.644 ±	0.0996	0.167	26
Chlorothalonil Metabolite R611965 (3-carbamyl-2,4,5-trichlorobenzoic acid)	H003 A *	µg/l	- ±	-	-	-
	H003 B *	µg/l	- ±	-	-	-
Chlorothalonil Metabolite R611968	H003 A *	µg/l	- ±	-	-	-
	H003 B *	µg/l	- ±	-	-	-
Chlorothalonil Metabolite SYN507900	H003 A *	µg/l	- ±	-	-	-
	H003 B *	µg/l	- ±	-	-	-
Chlorothalonil Metabolite SYN548580	H003 A *	µg/l	- ±	-	-	-
	H003 B *	µg/l	- ±	-	-	-
Chlorothalonil Metabolite SYN548581	H003 A *	µg/l	- ±	-	-	-
	H003 B *	µg/l	- ±	-	-	-
Clopyralid	H003 A	µg/l	0.24 ±	0.0285	0.048	20
	H003 B	µg/l	0.503 ±	0.059	0.101	20
Cyanazine	H003 A	µg/l	0.167 ±	0.00751	0.0234	14
	H003 B	µg/l	0.441 ±	0.0221	0.0618	14
Dicamba	H003 A *	µg/l	- ±	-	-	-
	H003 B *	µg/l	- ±	-	-	-
Dichlorprop	H003 A	µg/l	0.553 ±	0.0349	0.0664	12
	H003 B	µg/l	0.295 ±	0.0109	0.0354	12
Dimethachlor ethane sulfonic acid (CGA 354742, Dimethachlor-ESA)	H003 A	µg/l	0.233 ±	0.0174	0.0465	20
	H003 B	µg/l	0.112 ±	0.00608	0.0224	20
Dimethachlor Metabolite - CGA 369873	H003 A	µg/l	0.144 ±	0.00926	0.0288	20
	H003 B	µg/l	0.308 ±	0.0189	0.0617	20
Dimethachlor Metabolite - CGA 373464 (acetic acid methyl ester)	H003 A ***	µg/l	- ±	-	-	-
	H003 B ***	µg/l	- ±	-	-	-
Dimethachlor Metabolite - CGA 373464 (free acid)	H003 A *	µg/l	- ±	-	-	-
	H003 B *	µg/l	- ±	-	-	-
Dimethachlor oxalamic acid (CGA 50266, Dimethachlor-OA)	H003 A	µg/l	0.43 ±	0.0555	0.099	23
	H003 B	µg/l	0.449 ±	0.0607	0.108	24
Glufosinate	H003 A *	µg/l	- ±	-	-	-
	H003 B *	µg/l	- ±	-	-	-

Parameter	Sample	Unit	Assigned value ± U (k=2)		Criterion	Criterion [%]
Glufosinate metabolite MPPA	H003 A ***	µg/l	- ±	-	-	-
	H003 B ***	µg/l	- ±	-	-	-
Glyphosate	H003 A	µg/l	0.411 ±	0.0171	0.0821	20
	H003 B	µg/l	0.854 ±	0.0484	0.171	20
Metazachlor	H003 A	µg/l	0.161 ±	0.00743	0.0193	12
	H003 B	µg/l	0.153 ±	0.00654	0.0184	12
Metolachlor	H003 A	µg/l	0.176 ±	0.00384	0.0264	15
	H003 B	µg/l	0.385 ±	0.00907	0.0578	15
Metribuzin	H003 A	µg/l	0.781 ±	0.0333	0.0781	10
	H003 B	µg/l	0.374 ±	0.0099	0.0374	10
Nicosulfuron	H003 A	µg/l	0.286 ±	0.0712	0.111	39
	H003 B	µg/l	0.88 ±	0.0652	0.22	25
Prometryn	H003 A	µg/l	0.429 ±	0.0169	0.0558	13
	H003 B	µg/l	0.164 ±	0.00618	0.0213	13
Propazine	H003 A	µg/l	0.229 ±	0.00751	0.0297	13
	H003 B	µg/l	0.108 ±	0.0054	0.014	13
s-Metolachlor Metabolite CGA 368208	H003 A	µg/l	0.421 ±	0.0406	0.059	14
	H003 B	µg/l	0.182 ±	0.00883	0.0182	10
s-Metolachlor Metabolite NOA 413173	H003 A	µg/l	0.176 ±	0.0206	0.0353	20
	H003 B	µg/l	0.496 ±	0.0472	0.0843	17
Sebuthylazine	H003 A ****	µg/l	- ±	-	-	-
	H003 B	µg/l	0.695 ±	0.0268	0.0647	9.3
Simazine	H003 A	µg/l	0.174 ±	0.00425	0.0191	11
	H003 B	µg/l	0.35 ±	0.0116	0.0385	11
Terbuthylazine	H003 A	µg/l	0.562 ±	0.0151	0.0618	11
	H003 B	µg/l	0.266 ±	0.00731	0.0293	11
Terbuthylazine-desethyl	H003 A	µg/l	0.274 ±	0.00994	0.0301	11
	H003 B	µg/l	0.546 ±	0.0206	0.06	11
Terbuthylazine Metabolite CGA 324007 (LM5)	H003 A **	µg/l	- ±	-	-	-
	H003 B **	µg/l	- ±	-	-	-
Terbuthylazine Metabolite SYN 545666 (LM6)	H003 A **	µg/l	0.154 ±	0.0201	0.0369	24
	H003 B **	µg/l	0.318 ±	0.0221	0.0318	10
Terbuthylazine Metabolite SYN 546009 (LM3)	H003 A ***	µg/l	- ±	-	-	-

Parameter	Sample	Unit	Assigned value ± U (k=2)	Criterion	Criterion [%]
Terbutylazine Metabolite SYN 546009 (LM3)	H003 B ***	µg/l	- ± -	-	-
Terbutryn	H003 A	µg/l	0.426 ± 0.0169	0.0426	10
	H003 B	µg/l	0.172 ± 0.00582	0.0172	10
Tritosulfuron	H003 A *	µg/l	- ± -	-	-
	H003 B *	µg/l	- ± -	-	-

\*\* There is no accreditation for these parameters.

\* For the following substances there are too few laboratory results available (n<6), therefore the calculated mean values MV +/- U(k=2) based on the data of the (accredited) laboratories (n) after outlier removal are given for information.

These can be used for comparison as part of your internal QA measures.

Chlorothalonil-4-hydroxy:

H003 A: MV (n=2, accr.) +/- U(k=2): 0.234 +/- 0.007 µg/l

H003 B: MV (n=2, accr.) +/- U(k=2): 0.455 +/- 0.019 µg/l

Chlorothalonil Metabolite R611965 (3-carbamyl-2,4,5-trichlorobenzoic acid):

H003 A: MV (n=4, accr.) +/- U(k=2): 0.177 +/- 0.0281 µg/l

H003 B: MV (n=4, accr.) +/- U(k=2): 0.311 +/- 0.0058 µg/l

Chlorothalonil Metabolite R611968:

H003 A: MV (n=5, accr.) +/- U(k=2): 0.181 +/- 0.0118 µg/l

H003 B: MV (n=5, accr.) +/- U(k=2): 0.184 +/- 0.0052 µg/l

Chlorothalonil Metabolite SYN507900:

H003 A: MV (n=4, accr.) +/- U(k=2): 0.144 +/- 0.0119 µg/l

H003 B: MV (n=4, accr.) +/- U(k=2): 0.308 +/- 0.0133 µg/l

Chlorothalonil Metabolite SYN548580:

H003 A: MV (n=2, accr.) +/- U(k=2): 0.355 +/- 0.032 µg/l

H003 B: MV (n=2, accr.) +/- U(k=2): 0.16 +/- 0.013 µg/l

Chlorothalonil Metabolite SYN548581:

H003 A: MV (n=3, accr.) +/- U(k=2): 0.683 +/- 0.126 µg/l

H003 B: MV (n=3, accr.) +/- U(k=2): 0.352 +/- 0.0732 µg/l

Dicamba:

H003 A: MV (n=5, accr.) +/- U(k=2): 0.127 +/- 0.0208 µg/l

H003 B: MV (n=4, accr.) +/- U(k=2): 0.6 +/- 0.0228 µg/l

Dimethachlor Metabolite - CGA 373464 (free acid):

H003 B: MV (n=4, accr.) +/- U(k=2): 0.289 +/- 0.0389 µg/l

H003 B: MV (n=4, accr.) +/- U(k=2): 0.195 +/- 0.069 µg/l

Glufosinate:

H003 A: MV (n=3, accr.) +/- U(k=2): 0.203 +/- 0.0168 µg/l

H003 B: MV (n=2, accr.) +/- U(k=2): 0.687 +/- 0.286 µg/l

Terbutylazine Metabolite CGA 324007 (LM5)\*\*:

H003 A: MV (n=5, accr.) +/- U(k=2): 0.235 +/- 0.0296 µg/l

H003 B: MV (n=5, accr.) +/- U(k=2): 0.124 +/- 0.00793 µg/l

Tritosulfuron:

H003 A: MV (n=5, accr.) +/- U(k=2): 0.208 +/- 0.0684 µg/l

H003 B: MV (n=5, accr.) +/- U(k=2): 0.584 +/- 0.179 µg/l

\*\*\* For the following substances there are too few laboratory results available ( $n < 2$ ), therefore the mean values MV +/- U(k=2) of the control laboratory are given for information:

These can be used for comparison as part of your internal QA measures.

Dimethachlor Metabolite - CGA 373464 (acetic acid methyl ester):

H003 B: MV (CL) +/- U(k=2): 0.176 +/- 0.0263 µg/l

H003 B: MV (CL) +/- U(k=2): 0.141 +/- 0.0212 µg/l

Glufosinate metabolite MPPA\*\*:

H003 A: MV (CL) +/- U(k=2): 0.354 +/- 0.124 µg/l

H003 B: MV (CL) +/- U(k=2): 0.688 +/- 0.241 µg/l

Terbuthylazine Metabolite SYN 546009 (LM3)\*\*:

H003 A: MV (CL) +/- U(k=2): 0.138 +/- 0.0483 µg/l

H003 B: MV (CL) +/- U(k=2): 0.242 +/- 0.0847 µg/l

\*\*\*\* For the following substance, the value of the control laboratory is listed for information:

Sebuthylazine:

H003 A: < 0.025 (LOD) µg/l

## E6.2. Summary of results, after removal of outliers

Parameter	Sample	Number of results for calculation	Number of outliers	Unit	Mean ± CI (99%)	Minimum	Maximum	sR	vR [%]
2,4,5-Trichlorophenoxyacetic acid	H003 A	7	1	µg/l	0.153 ± 0.0171	0.135	0.181	0.0151	9.9
	H003 B	7	1	µg/l	0.341 ± 0.0547	0.298	0.433	0.0482	14
2,4-D (2,4-Dichlorphenoxyaceticacid)	H003 A	15	3	µg/l	0.734 ± 0.0412	0.635	0.85	0.0532	7.2
	H003 B	15	3	µg/l	0.348 ± 0.0194	0.297	0.397	0.025	7.2
2,6-Dichlorobenzamide	H003 A	18	1	µg/l	0.213 ± 0.0133	0.177	0.246	0.0188	8.9
	H003 B	16	3	µg/l	0.431 ± 0.024	0.373	0.485	0.0319	7.4
Alachlor	H003 A	9	2	µg/l	0.106 ± 0.00686	0.096	0.115	0.00686	6.5
	H003 B	9	3	µg/l	0.487 ± 0.0218	0.437	0.504	0.0218	4.5
Alachlor-t-acid (Alachlor-OA)	H003 A	6	1	µg/l	0.935 ± 0.0856	0.826	1.01	0.0699	7.5
	H003 B	7	0	µg/l	0.185 ± 0.0256	0.156	0.214	0.0226	12
Alachlor-t-sulfonic acid (Alachlor-ESA)	H003 A	7	2	µg/l	0.291 ± 0.0172	0.269	0.309	0.0152	5.2
	H003 B	9	0	µg/l	0.29 ± 0.0593	0.196	0.408	0.0593	20
AMPA	H003 A	7	1	µg/l	1 ± 0.0567	0.949	1.09	0.05	5
	H003 B	9	1	µg/l	0.562 ± 0.0622	0.438	0.651	0.0622	11
Atrazine	H003 A	20	1	µg/l	0.153 ± 0.0061	0.128	0.168	0.00909	6
	H003 B	19	2	µg/l	0.658 ± 0.0256	0.569	0.731	0.0372	5.7
Atrazine-desethyl	H003 A	19	1	µg/l	0.594 ± 0.0322	0.51	0.709	0.0468	7.9
	H003 B	19	0	µg/l	0.275 ± 0.0193	0.221	0.322	0.028	10
Atrazine-desethyl-desisopropyl	H003 A	6	1	µg/l	0.166 ± 0.0233	0.149	0.202	0.019	11
	H003 B	6	0	µg/l	0.423 ± 0.0753	0.311	0.485	0.0615	15
Atrazine-desisopropyl	H003 A	17	0	µg/l	0.245 ± 0.0316	0.18	0.361	0.0435	18
	H003 B	18	0	µg/l	0.242 ± 0.0265	0.168	0.328	0.0374	15

Parameter	Sample	Number of results for calculation	Number of outliers	Unit	Mean ± CI (99%)	Minimum	Maximum	sR	vR [%]
Bentazone	H003 A	19	0	µg/l	0.164 ± 0.00886	0.144	0.194	0.0129	7.9
	H003 B	19	0	µg/l	0.735 ± 0.041	0.639	0.862	0.0595	8.1
Chloridazon-desphenyl	H003 A	12	1	µg/l	0.129 ± 0.0101	0.117	0.159	0.0117	9.1
	H003 B	12	1	µg/l	0.245 ± 0.0177	0.21	0.279	0.0205	8.4
Chlorothalonil-4-hydroxy	H003 A	3	0	µg/l	- ± -	0.23	0.247	-	-
	H003 B	3	0	µg/l	- ± -	0.406	0.464	-	-
Chlorothalonil Metabolite R417888 (Chlorothalonil-ESA)	H003 A	14	0	µg/l	0.0798 ± 0.00592	0.067	0.0943	0.00739	9.3
	H003 B	14	0	µg/l	0.423 ± 0.037	0.341	0.498	0.0462	11
Chlorothalonil Metabolite R471811	H003 A	11	0	µg/l	0.187 ± 0.0592	0.075	0.273	0.0654	35
	H003 B	11	0	µg/l	0.644 ± 0.149	0.363	0.844	0.165	26
Chlorothalonil Metabolite R611965 (3-carbamyl-2,4,5-trichlorobenzoic acid)	H003 A	4	0	µg/l	- ± -	0.143	0.208	-	-
	H003 B	4	0	µg/l	- ± -	0.305	0.318	-	-
Chlorothalonil Metabolite R611968	H003 A	5	0	µg/l	- ± -	0.161	0.196	-	-
	H003 B	5	0	µg/l	- ± -	0.177	0.189	-	-
Chlorothalonil Metabolite SYN507900	H003 A	4	0	µg/l	- ± -	0.126	0.152	-	-
	H003 B	4	0	µg/l	- ± -	0.292	0.324	-	-
Chlorothalonil Metabolite SYN548580	H003 A	2	0	µg/l	- ± -	0.339	0.371	-	-
	H003 B	2	0	µg/l	- ± -	0.153	0.166	-	-
Chlorothalonil Metabolite SYN548581	H003 A	3	0	µg/l	- ± -	0.597	0.805	-	-
	H003 B	3	0	µg/l	- ± -	0.311	0.425	-	-
Clopyralid	H003 A	6	0	µg/l	0.24 ± 0.0427	0.208	0.293	0.0349	15
	H003 B	6	0	µg/l	0.503 ± 0.0884	0.405	0.606	0.0722	14

Parameter	Sample	Number of results for calculation	Number of outliers	Unit	Mean ± CI (99%)	Minimum	Maximum	sR	vR [%]
Cyanazine	H003 A	12	1	µg/l	0.167 ± 0.0113	0.149	0.186	0.013	7.8
	H003 B	12	1	µg/l	0.441 ± 0.0331	0.385	0.512	0.0382	8.7
Dicamba	H003 A	5	0	µg/l	- ± -	0.096	0.158	-	-
	H003 B	4	1	µg/l	- ± -	0.566	0.615	-	-
Dichlorprop	H003 A	14	0	µg/l	0.553 ± 0.0523	0.439	0.654	0.0652	12
	H003 B	14	0	µg/l	0.295 ± 0.0163	0.265	0.335	0.0203	6.9
Dimethachlor ethane sulfonic acid (CGA 354742, Dimethachlor-ESA)	H003 A	14	0	µg/l	0.233 ± 0.0261	0.163	0.3	0.0325	14
	H003 B	12	2	µg/l	0.112 ± 0.00912	0.096	0.132	0.0105	9.4
Dimethachlor Metabolite - CGA 369873	H003 A	10	1	µg/l	0.144 ± 0.0139	0.114	0.16	0.0146	10
	H003 B	10	1	µg/l	0.308 ± 0.0284	0.264	0.354	0.0299	9.7
Dimethachlor Metabolite - CGA 373464 (acetic acid methyl ester)	H003 A	1	0	µg/l	- ± -	0.2	0.2	-	-
	H003 B	1	0	µg/l	- ± -	0.183	0.183	-	-
Dimethachlor Metabolite - CGA 373464 (free acid)	H003 A	4	0	µg/l	- ± -	0.253	0.331	-	-
	H003 B	4	0	µg/l	- ± -	0.133	0.293	-	-
Dimethachlor oxalamic acid (CGA 50266, Dimethachlor-OA)	H003 A	13	0	µg/l	0.424 ± 0.0793	0.208	0.543	0.0953	22
	H003 B	13	0	µg/l	0.449 ± 0.091	0.245	0.666	0.109	24
Glufosinate	H003 A	3	0	µg/l	- ± -	0.193	0.22	-	-
	H003 B	2	0	µg/l	- ± -	0.544	0.83	-	-
Glufosinate metabolite MPPA	H003 A	0	0	µg/l	- ± -	-	-	-	-
	H003 B	0	0	µg/l	- ± -	-	-	-	-
Glyphosate	H003 A	11	0	µg/l	0.411 ± 0.0257	0.356	0.45	0.0284	6.9

Parameter	Sample	Number of results for calculation	Number of outliers	Unit	Mean ± CI (99%)	Minimum	Maximum	sR	vR [%]
Glyphosate	H003 B	10	0	µg/l	0.854 ± 0.0726	0.695	0.936	0.0765	9
Metazachlor	H003 A	16	0	µg/l	0.161 ± 0.0104	0.138	0.191	0.0139	8.6
	H003 B	16	1	µg/l	0.153 ± 0.00919	0.134	0.177	0.0123	8
Metolachlor	H003 A	19	1	µg/l	0.176 ± 0.00576	0.155	0.19	0.00837	4.8
	H003 B	18	2	µg/l	0.385 ± 0.0136	0.346	0.425	0.0192	5
Metribuzin	H003 A	15	1	µg/l	0.781 ± 0.0499	0.602	0.851	0.0644	8.2
	H003 B	14	2	µg/l	0.374 ± 0.0148	0.343	0.396	0.0185	5
Nicosulfuron	H003 A	13	0	µg/l	0.269 ± 0.087	0.12	0.478	0.105	39
	H003 B	11	2	µg/l	0.847 ± 0.0936	0.691	1.06	0.103	12
Prometryn	H003 A	13	0	µg/l	0.429 ± 0.0253	0.39	0.502	0.0304	7.1
	H003 B	13	0	µg/l	0.164 ± 0.00927	0.145	0.184	0.0111	6.8
Propazine	H003 A	16	0	µg/l	0.229 ± 0.0113	0.198	0.252	0.015	6.6
	H003 B	13	3	µg/l	0.108 ± 0.0081	0.0959	0.132	0.00973	9
s-Metolachlor Metabolite CGA 368208	H003 A	8	1	µg/l	0.421 ± 0.0608	0.303	0.488	0.0574	14
	H003 B	8	1	µg/l	0.182 ± 0.0133	0.157	0.197	0.0125	6.9
s-Metolachlor Metabolite NOA 413173	H003 A	12	0	µg/l	0.176 ± 0.031	0.12	0.224	0.0357	20
	H003 B	12	0	µg/l	0.496 ± 0.0707	0.36	0.609	0.0817	16
Sebuthylazine	H003 A	0	0	µg/l	- ± -	-	-	-	-
	H003 B	9	1	µg/l	0.695 ± 0.0402	0.621	0.747	0.0402	5.8
Simazine	H003 A	17	2	µg/l	0.174 ± 0.00638	0.158	0.19	0.00876	5
	H003 B	17	2	µg/l	0.35 ± 0.0173	0.301	0.4	0.0238	6.8
Terbutylazine	H003 A	20	1	µg/l	0.562 ± 0.0226	0.487	0.615	0.0337	6
	H003 B	17	4	µg/l	0.266 ± 0.011	0.225	0.29	0.0151	5.7

Parameter	Sample	Number of results for calculation	Number of outliers	Unit	Mean ± CI (99%)	Minimum	Maximum	sR	vR [%]
Terbutylazine-desethyl	H003 A	18	1	µg/l	0.274 ± 0.0149	0.243	0.316	0.0211	7.7
	H003 B	17	2	µg/l	0.546 ± 0.0308	0.468	0.638	0.0424	7.8
Terbutylazine Metabolite CGA 324007 (LM5)	H003 A	5	0	µg/l	- ± -	0.201	0.273	-	-
	H003 B	5	0	µg/l	- ± -	0.111	0.135	-	-
Terbutylazine Metabolite SYN 545666 (LM6)	H003 A	8	0	µg/l	0.145 ± 0.0367	0.085	0.199	0.0346	24
	H003 B	7	1	µg/l	0.312 ± 0.0326	0.279	0.369	0.0287	9.2
Terbutylazine Metabolite SYN 546009 (LM3)	H003 A	0	0	µg/l	- ± -	-	-	-	-
	H003 B	0	0	µg/l	- ± -	-	-	-	-
Terbutryn	H003 A	18	1	µg/l	0.426 ± 0.0254	0.361	0.505	0.0359	8.4
	H003 B	18	1	µg/l	0.172 ± 0.00873	0.149	0.2	0.0123	7.2
Tritosulfuron	H003 A	5	1	µg/l	- ± -	0.126	0.331	-	-
	H003 B	5	1	µg/l	- ± -	0.406	0.923	-	-

## E7. Parameterorientierte Auswertung / Parameter oriented report

2,4,5-Trichlorophenoxyacetic acid.....	52
2,4-D (2,4-Dichlorphenoxyaceticacid) .....	60
2,6-Dichlorobenzamide.....	68
Alachlor .....	76
Alachlor-t-acid (Alachlor-OA).....	84
Alachlor-t-sulfonic acid (Alachlor-ESA).....	92
AMPA .....	100
Atrazine .....	108
Atrazine-desethyl.....	116
Atrazine-desethyl-desisopropyl.....	124
Atrazine-desisopropyl.....	132
Bentazone.....	140
Chloridazon-desphenyl.....	148
Chlorothalonil-4-hydroxy.....	156
Chlorothalonil Metabolite R417888 (Chlorothalonil-ESA).....	160
Chlorothalonil Metabolite R471811 .....	168
Chlorothalonil Metabolite R611965 (3-carbamyl-2,4,5-trichlorobenzoic acid) .....	176
Chlorothalonil Metabolite R611968 .....	180
Chlorothalonil Metabolite SYN507900 .....	184
Chlorothalonil Metabolite SYN548580 .....	188
Chlorothalonil Metabolite SYN548581 .....	192
Clopyralid .....	196
Cyanazine.....	204
Dicamba .....	212
Dichlorprop.....	216
Dimethachlor ethane sulfonic acid (CGA 354742, Dimethachlor-ESA) .....	224
Dimethachlor Metabolite - CGA 369873.....	232
Dimethachlor Metabolite - CGA 373464 (acetic acid methyl ester).....	240
Dimethachlor Metabolite - CGA 373464 (free acid) .....	244
Dimethachlor oxalamic acid (CGA 50266, Dimethachlor-OA) .....	248
Glufosinate .....	256

Glufosinate metabolite MPPA.....	260
Glyphosate.....	264
Metazachlor.....	272
Metolachlor.....	280
Metribuzin.....	288
Nicosulfurone.....	296
Prometryn.....	304
Propazine.....	312
s-Metolachlor Metabolite CGA 368208.....	320
s-Metolachlor Metabolite NOA 413173.....	328
Sebuthylazine.....	336
Simazine.....	342
Terbuthylazine.....	350
Terbuthylazine-desethyl.....	358
Terbuthylazine Metabolite CGA 324007 (LM5).....	366
Terbuthylazine Metabolite SYN 545666 (LM6).....	370
Terbuthylazine Metabolite SYN 546009 (LM3).....	378
Terbutryn.....	382
Tritosulfuron.....	390

Parameter oriented report Herbicides/pesticides -  
H003

Sample: H003A, Parameter: 2,4,5-  
Trichlorophenoxyacetic acid

## Parameter oriented report

H003 A

2,4,5-Trichlorophenoxyacetic acid

Unit  $\mu\text{g/l}$   
Assigned value  $\pm U$  (k=2)  $0.153 \pm 0.0114$   
Criterion  $0.0275$  (18 %)  
Minimum - Maximum  $0.135 - 0.181$   
Control test value  $\pm U$  (k=2)  $0.136 \pm 0.0546$

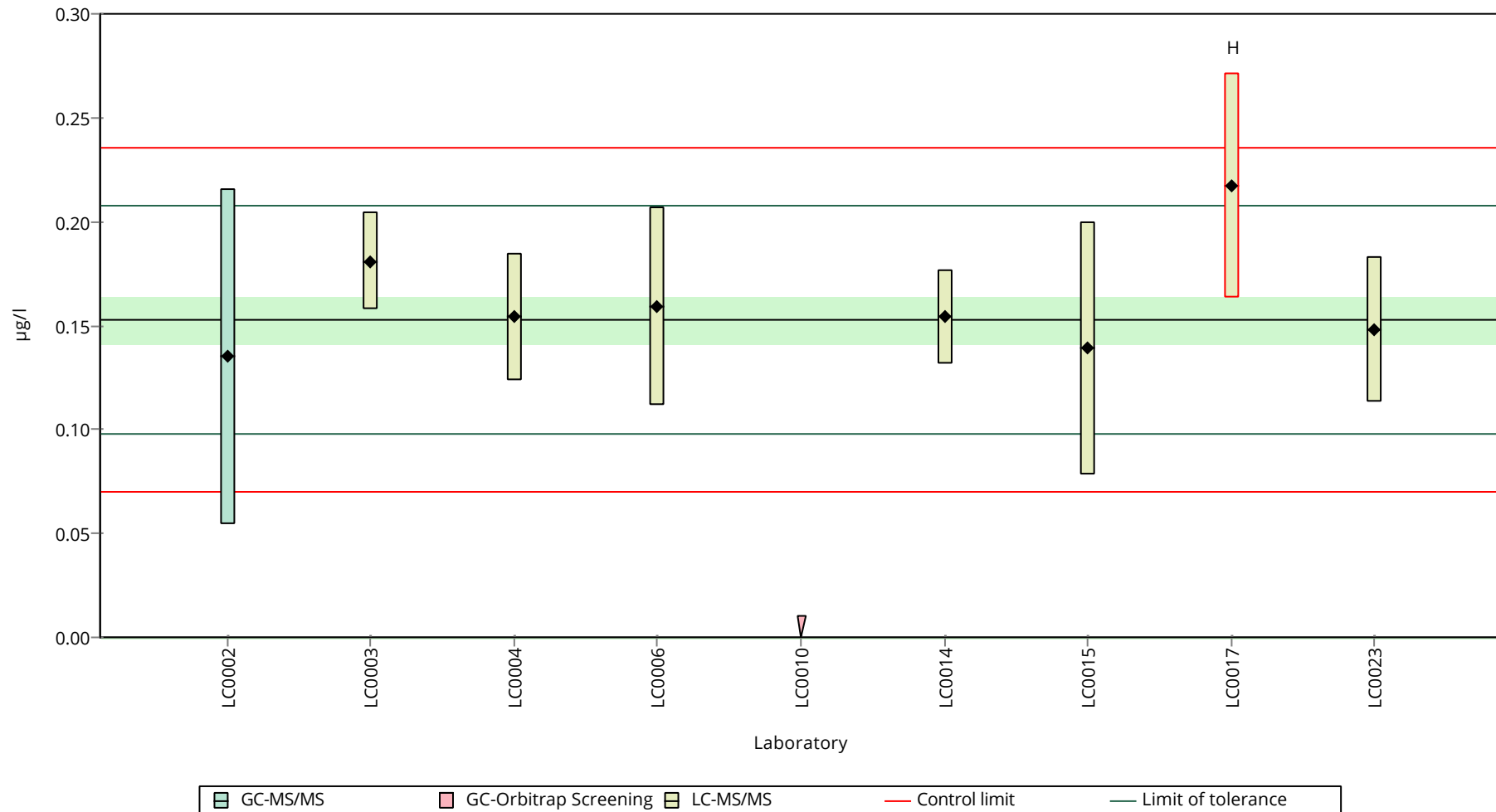
Labcode	Result $\pm U$	Recovery [%]	z-Score	Comments
LC0001	- $\pm$ -	-	-	
LC0002	$0.135 \pm 0.081$	88.3	-0.65	
LC0003	$0.181 \pm 0.0235$	118	1.02	
LC0004	$0.154 \pm 0.031$	101	0.04	
LC0005	- $\pm$ -	-	-	
LC0006	$0.159 \pm 0.0477$	104	0.22	
LC0007	- $\pm$ -	-	-	
LC0008	- $\pm$ -	-	-	
LC0009	- $\pm$ -	-	-	
LC0010	<0.01 (LOD) $\pm$ -	-	-	FN
LC0011	- $\pm$ -	-	-	
LC0012	- $\pm$ -	-	-	
LC0013	- $\pm$ -	-	-	
LC0014	$0.154 \pm 0.023$	101	0.04	
LC0015	$0.139 \pm 0.061$	90.9	-0.5	
LC0016	- $\pm$ -	-	-	
LC0017	$0.217 \pm 0.054$	142	2.33	H
LC0018	- $\pm$ -	-	-	
LC0019	- $\pm$ -	-	-	
LC0020	- $\pm$ -	-	-	
LC0021	- $\pm$ -	-	-	
LC0022	- $\pm$ -	-	-	
LC0023	$0.148 \pm 0.035$	96.8	-0.18	
LC0024	- $\pm$ -	-	-	
LC0025	- $\pm$ -	-	-	

### Characteristics of parameter

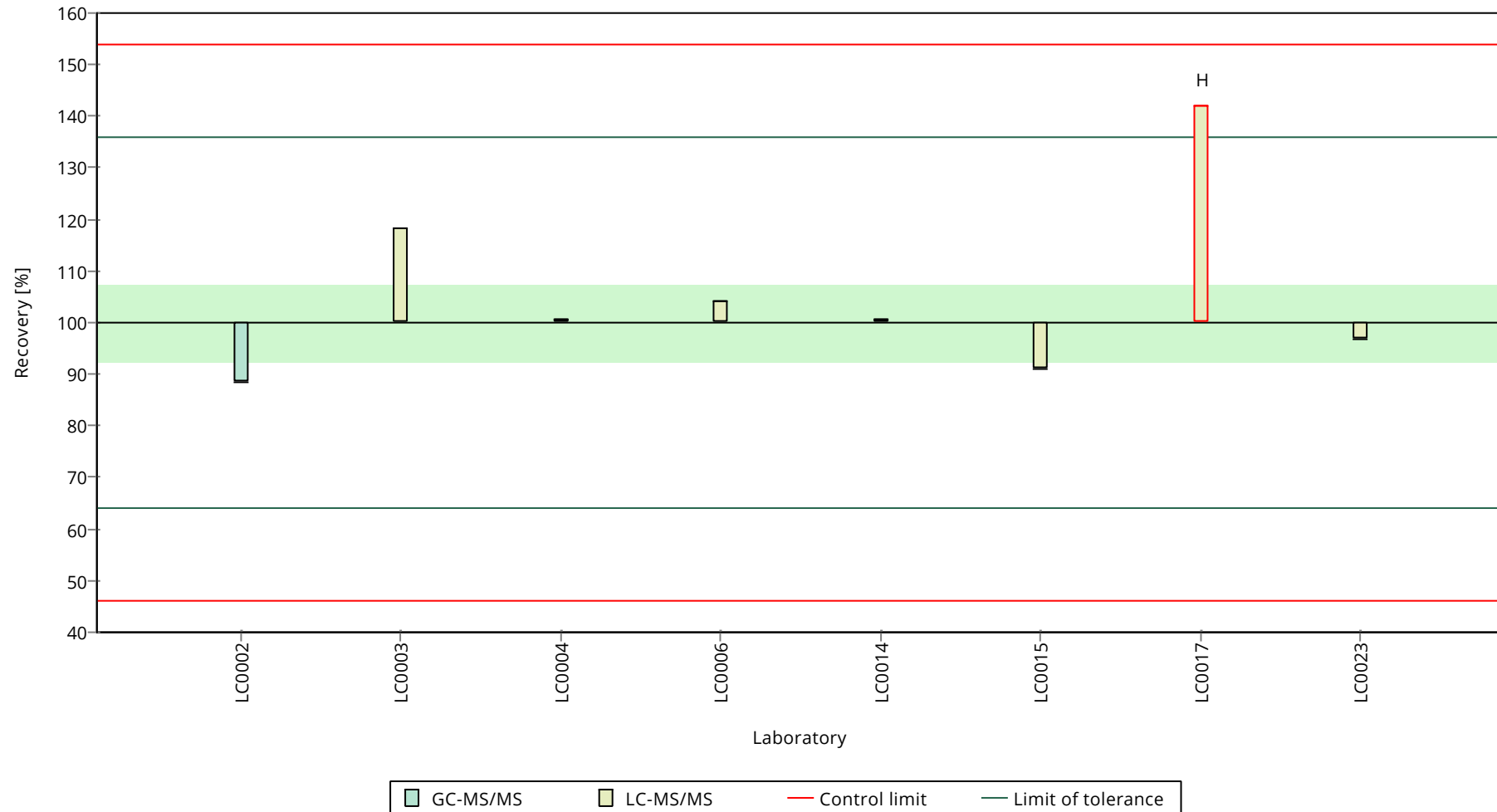
	all results	without outliers	Unit
Mean $\pm$ CI (99%)	$0.161 \pm 0.0283$	$0.153 \pm 0.0171$	$\mu\text{g/l}$
Minimum	0.135	0.135	$\mu\text{g/l}$
Maximum	0.217	0.181	$\mu\text{g/l}$
Standard deviation	0.0266	0.0151	$\mu\text{g/l}$
rel. standard deviation	16.6	9.87	%
n	8	7	-

Graphical presentation of results

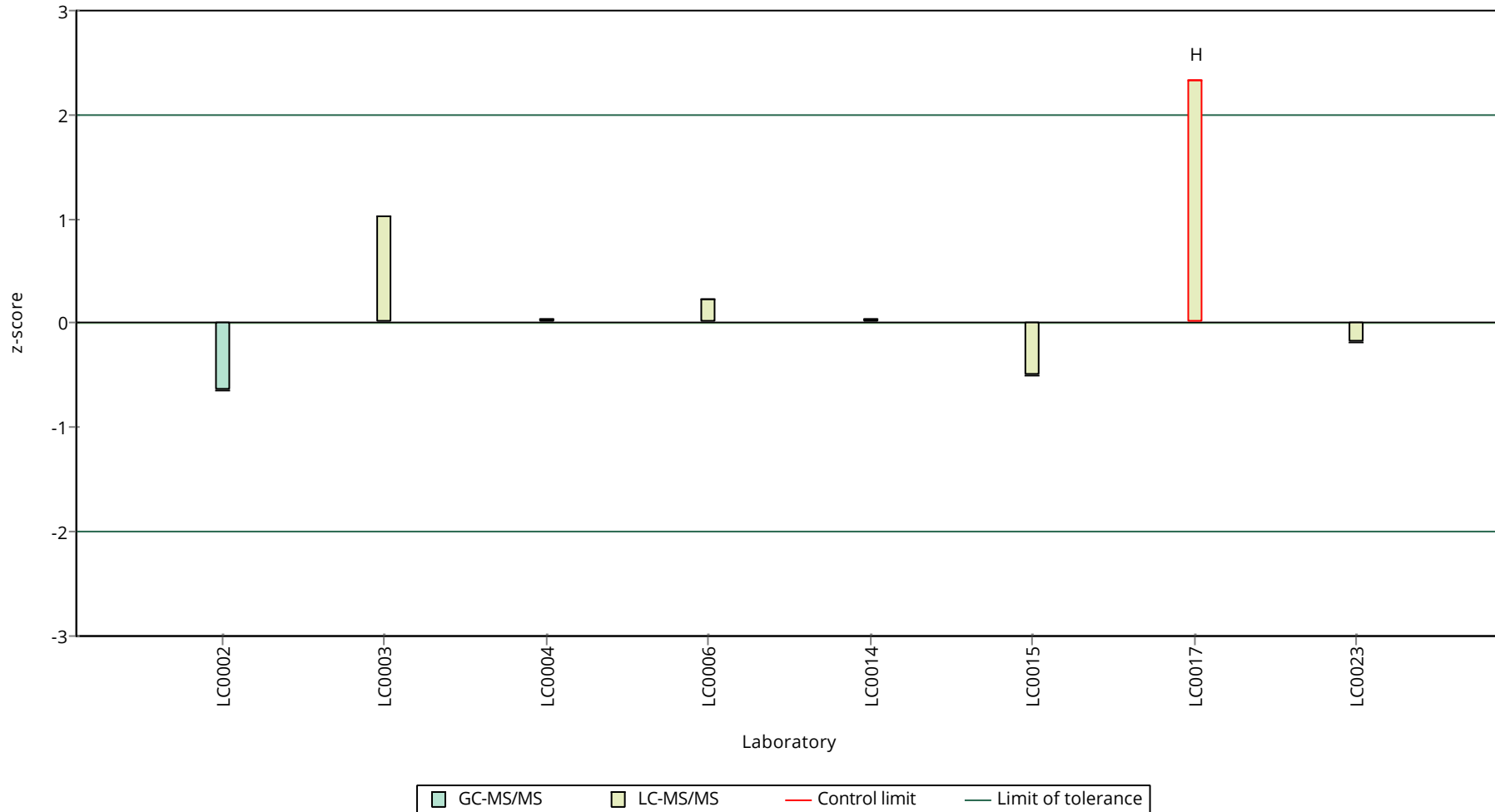
Results



**Recovery rate**



**z-Score**



Parameter oriented report Herbicides/pesticides - H003

Sample: H003B, Parameter: 2,4,5-Trichlorophenoxyacetic acid

## Parameter oriented report

### H003 B

#### 2,4,5-Trichlorophenoxyacetic acid

Unit	µg/l
Assigned value ± U (k=2)	0.341 ± 0.0365
Criterion	0.0615 (18 %)
Minimum - Maximum	0.298 - 0.433
Control test value ± U (k=2)	0.298 ± 0.119

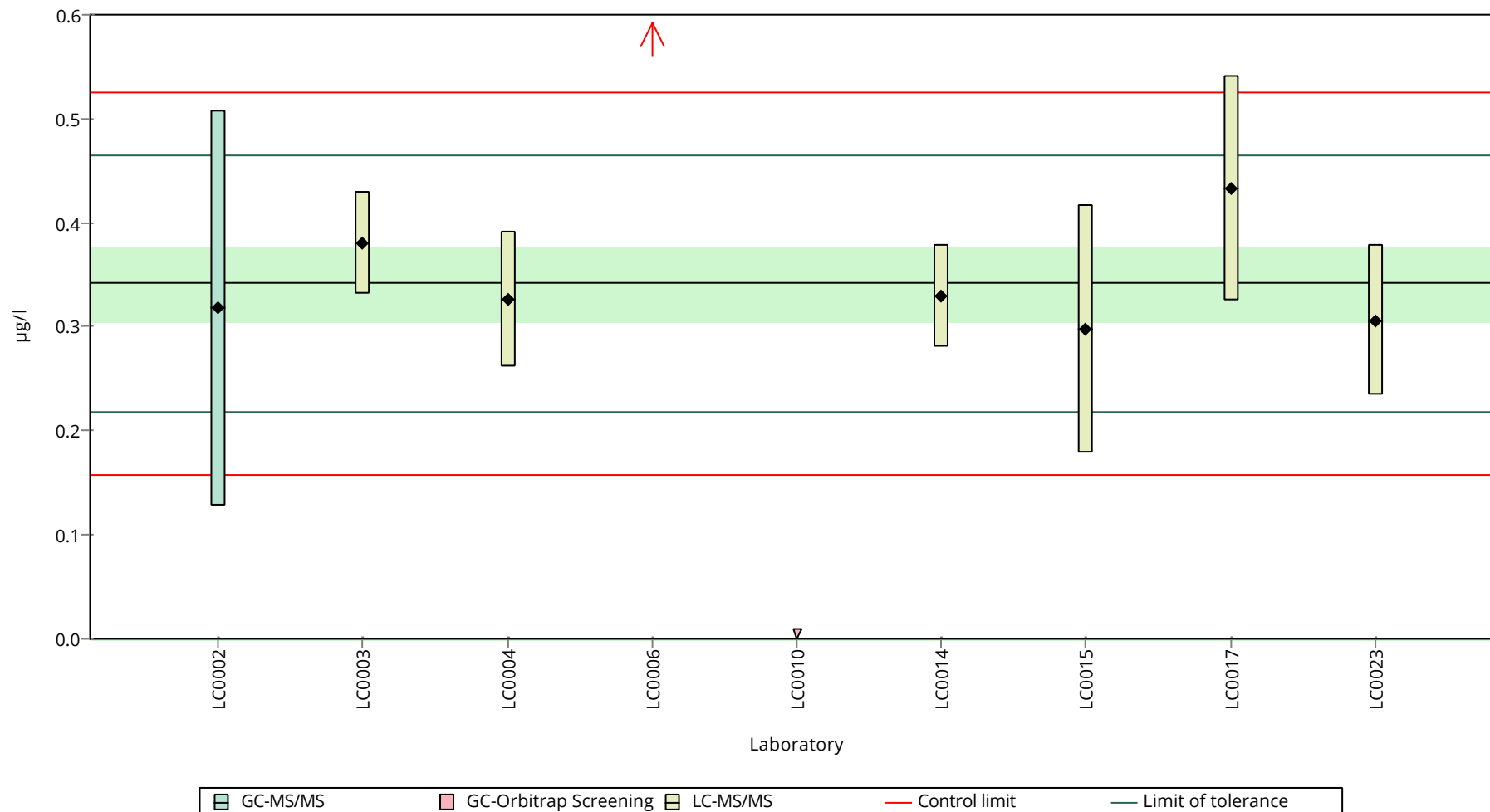
Labcode	Result ± U	Recovery [%]	z-Score	Comments
LC0001	- ± -	-	-	
LC0002	0.318 ± 0.19	93.1	-0.38	
LC0003	0.38 ± 0.0494	111	0.63	
LC0004	0.326 ± 0.065	95.5	-0.25	
LC0005	- ± -	-	-	
LC0006	0.923 ± 0.2769	270	9.46	H
LC0007	- ± -	-	-	
LC0008	- ± -	-	-	
LC0009	- ± -	-	-	
LC0010	<0.01 (LOD) ± -	-	-	FN
LC0011	- ± -	-	-	
LC0012	- ± -	-	-	
LC0013	- ± -	-	-	
LC0014	0.329 ± 0.049	96.4	-0.2	
LC0015	0.298 ± 0.119	87.3	-0.71	
LC0016	- ± -	-	-	
LC0017	0.433 ± 0.108	127	1.49	
LC0018	- ± -	-	-	
LC0019	- ± -	-	-	
LC0020	- ± -	-	-	
LC0021	- ± -	-	-	
LC0022	- ± -	-	-	
LC0023	0.306 ± 0.072	89.6	-0.58	
LC0024	- ± -	-	-	
LC0025	- ± -	-	-	

#### Characteristics of parameter

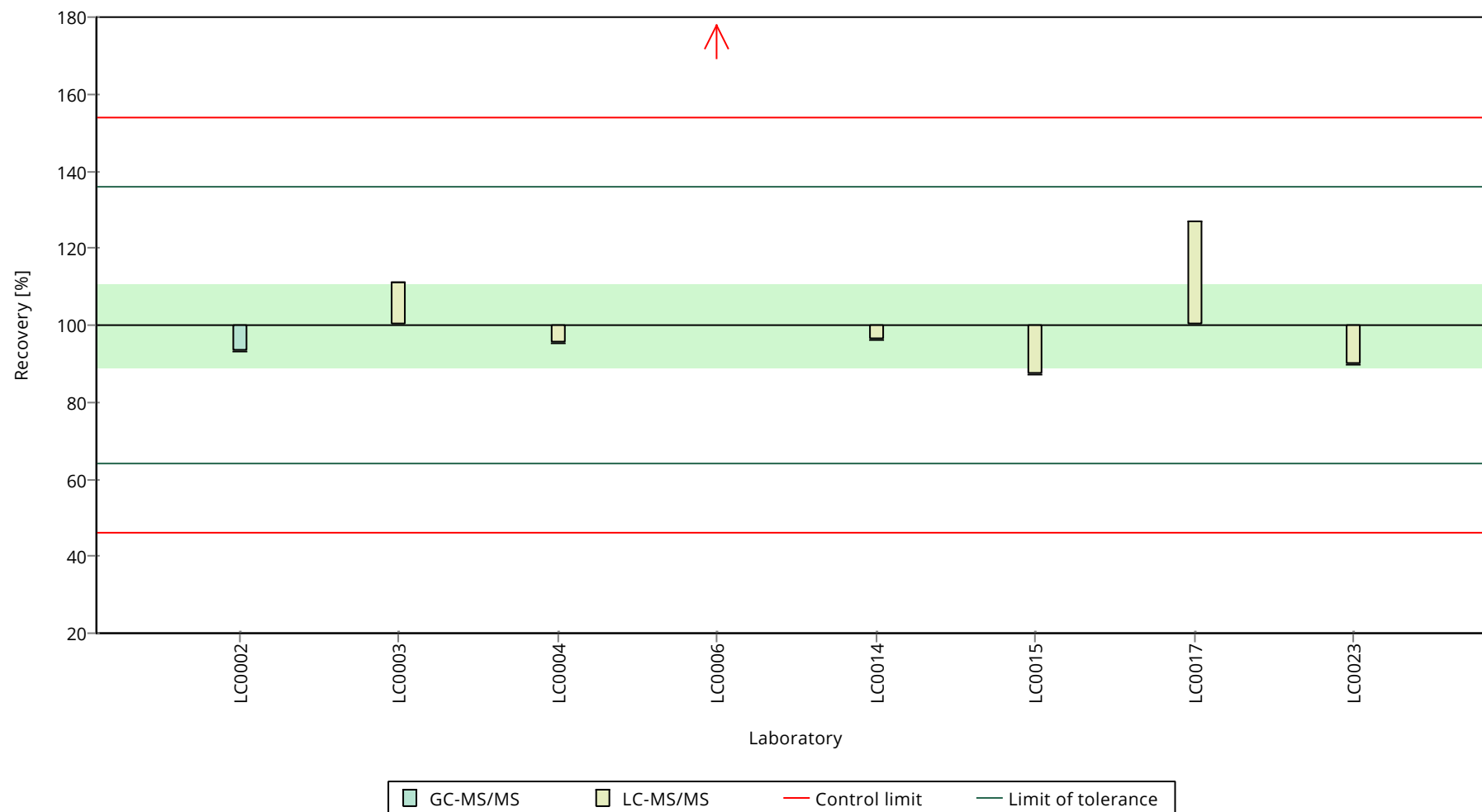
	all results	without outliers	Unit
Mean ± CI (99%)	0.414 ± 0.223	0.341 ± 0.0547	µg/l
Minimum	0.298	0.298	µg/l
Maximum	0.923	0.433	µg/l
Standard deviation	0.21	0.0482	µg/l
rel. standard deviation	50.8	14.1	%
n	8	7	-

Graphical presentation of results

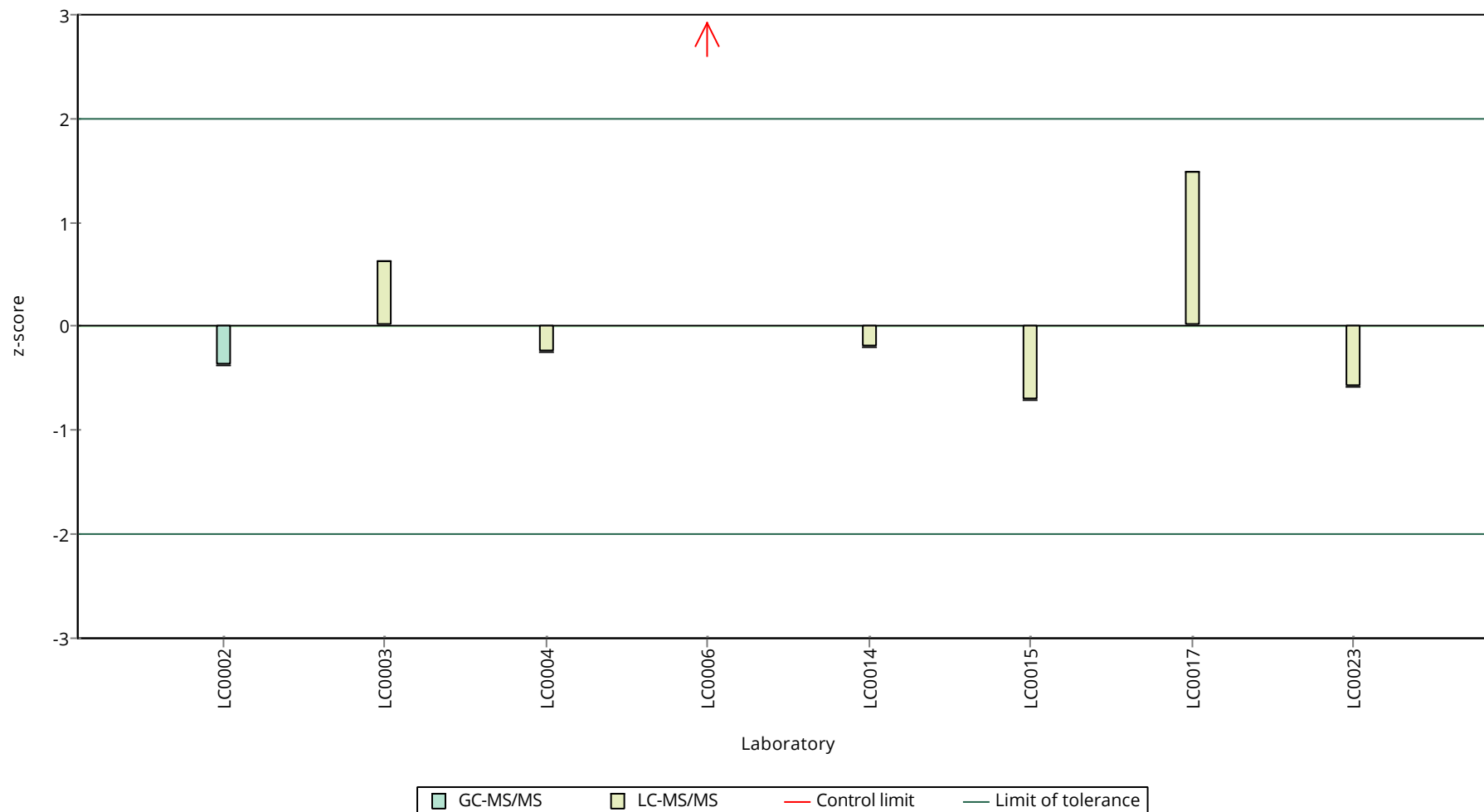
Results



**Recovery rate**



**z-Score**



Parameter oriented report Herbicides/pesticides - H003

Sample: H003A, Parameter: 2,4-D (2,4-Dichlorphenoxyaceticacid)

## Parameter oriented report

### H003 A

#### 2,4-D (2,4-Dichlorphenoxyaceticacid)

Unit	µg/l
Assigned value ± U (k=2)	0.734 ± 0.0275
Criterion	0.103 (14 %)
Minimum - Maximum	0.635 - 0.85
Control test value ± U (k=2)	0.677 ± 0.237

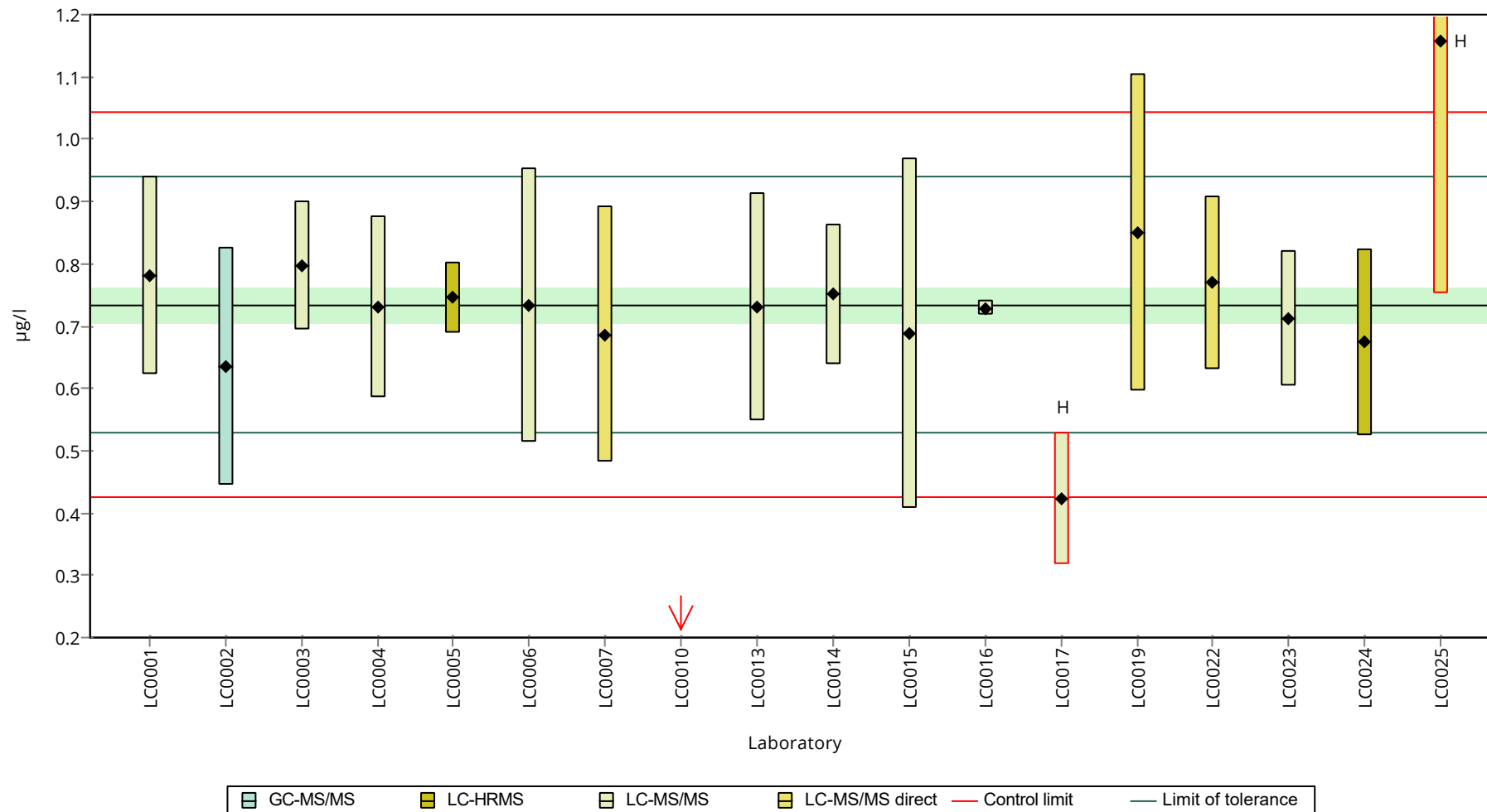
Labcode	Result ± U	Recovery [%]	z-Score	Comments
LC0001	0.781 ± 0.16	106	0.46	
LC0002	0.635 ± 0.19	86.5	-0.96	
LC0003	0.797 ± 0.104	109	0.61	
LC0004	0.73 ± 0.146	99.4	-0.04	
LC0005	0.74545 ± 0.05703	102	0.11	
LC0006	0.733 ± 0.2199	99.9	-0.01	
LC0007	0.686 ± 0.206	93.5	-0.47	
LC0008	- ± -	-	-	
LC0009	- ± -	-	-	
LC0010	0.1 ± 0.05	13.6	-6.17	H
LC0011	- ± -	-	-	
LC0012	- ± -	-	-	
LC0013	0.73 ± 0.1825	99.4	-0.04	
LC0014	0.751 ± 0.113	102	0.16	
LC0015	0.688 ± 0.282	93.7	-0.45	
LC0016	0.729 ± 0.011	99.3	-0.05	
LC0017	0.423 ± 0.106	57.6	-3.03	H
LC0018	- ± -	-	-	
LC0019	0.85 ± 0.255	116	1.13	
LC0020	- ± -	-	-	
LC0021	- ± -	-	-	
LC0022	0.769 ± 0.138	105	0.34	
LC0023	0.712 ± 0.11	97	-0.21	
LC0024	0.6745 ± 0.1499	91.9	-0.58	
LC0025	1.157 ± 0.405	158	4.12	H

#### Characteristics of parameter

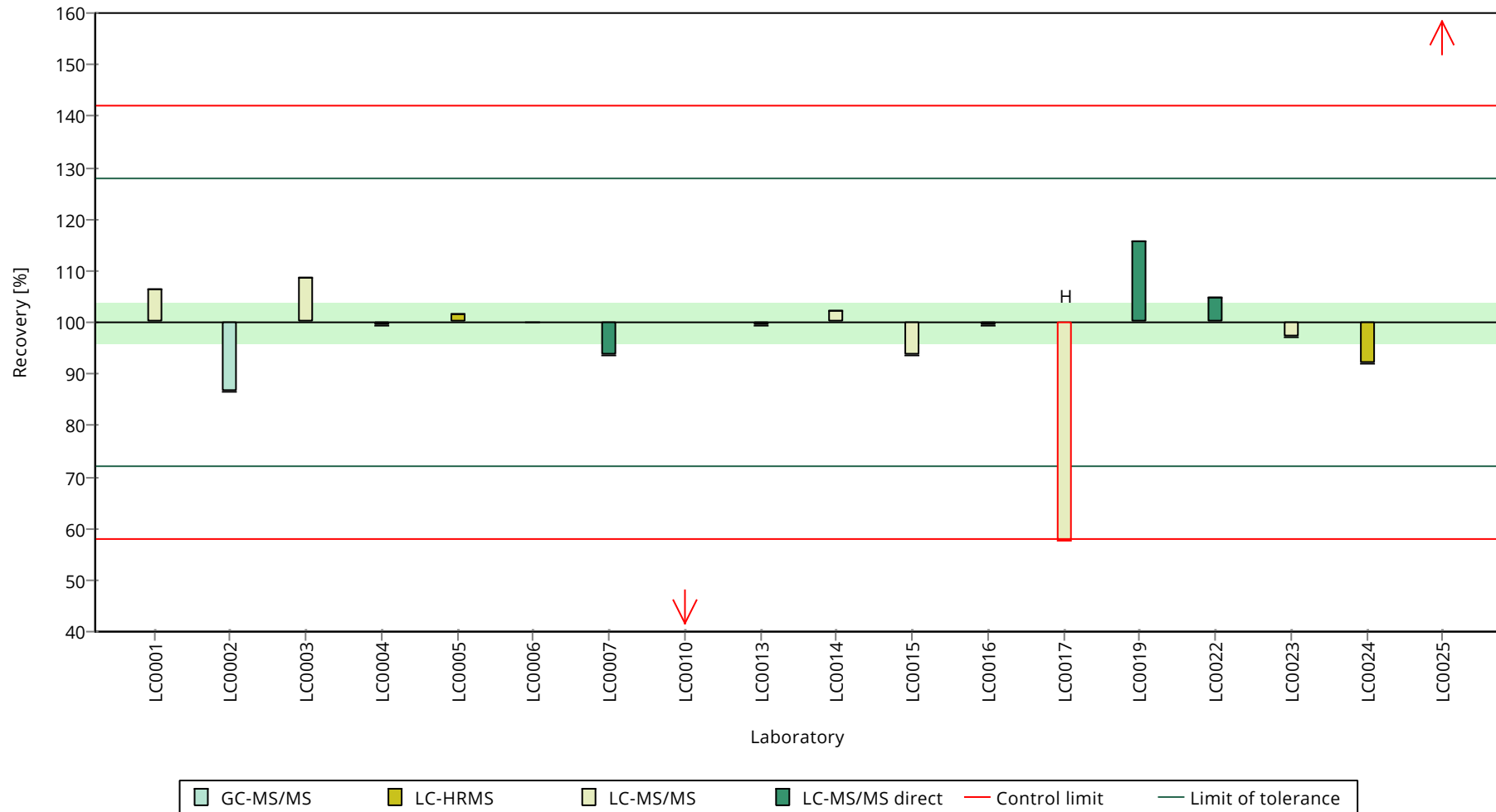
	all results	without outliers	Unit
Mean ± CI (99%)	0.705 ± 0.144	0.734 ± 0.0412	µg/l
Minimum	0.1	0.635	µg/l
Maximum	1.16	0.85	µg/l
Standard deviation	0.203	0.0532	µg/l
rel. standard deviation	28.8	7.24	%
n	18	15	-

Graphical presentation of results

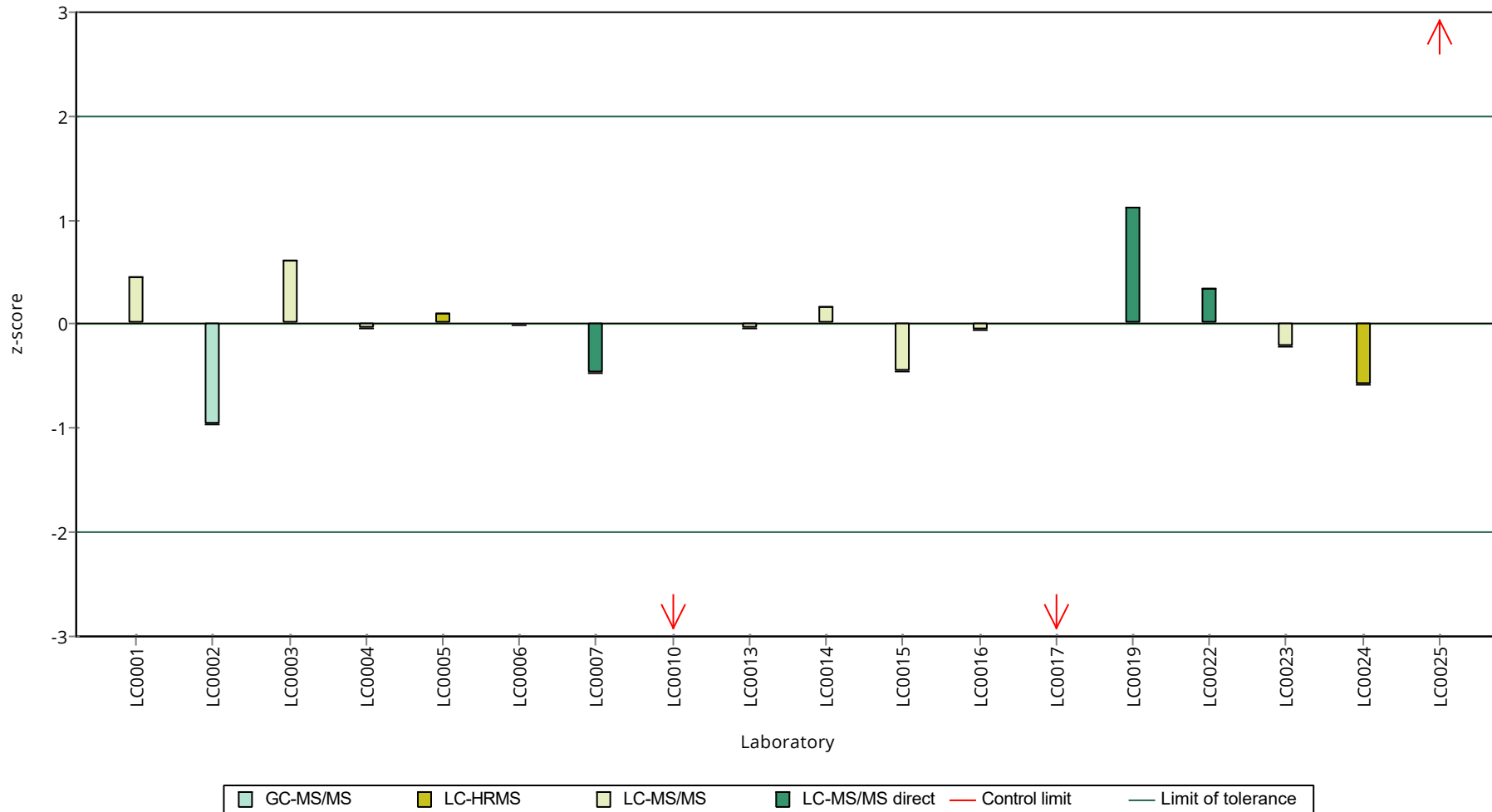
Results



**Recovery rate**



**z-Score**



Parameter oriented report Herbicides/pesticides -  
H003

Sample: H003B, Parameter: 2,4-D (2,4-  
Dichlorphenoxyaceticacid)

## Parameter oriented report

### H003 B

#### 2,4-D (2,4-Dichlorphenoxyaceticacid)

Unit	µg/l
Assigned value ± U (k=2)	0.348 ± 0.0129
Criterion	0.0487 (14 %)
Minimum - Maximum	0.297 - 0.397
Control test value ± U (k=2)	0.320 ± 0.112

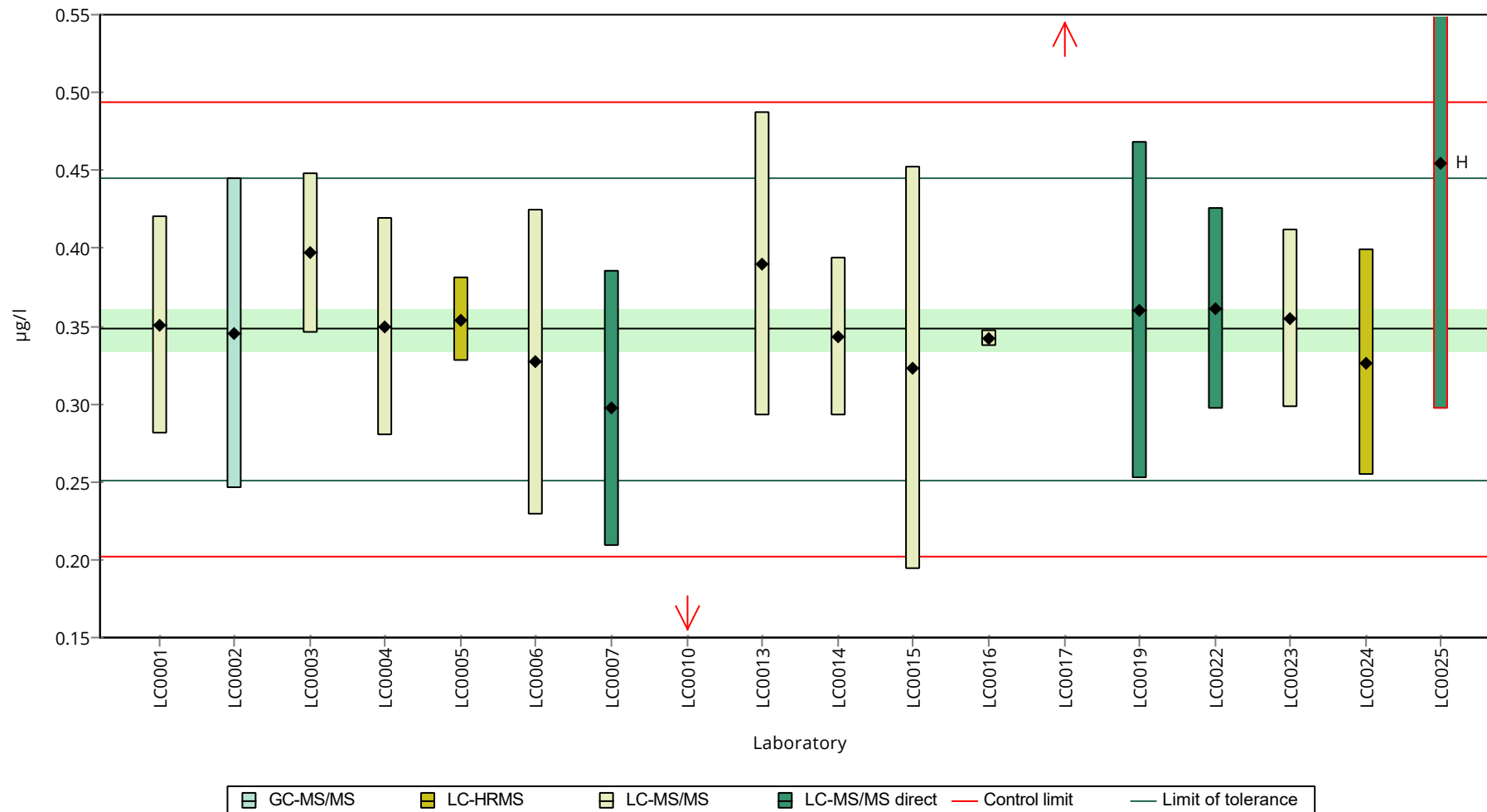
Labcode	Result ± U	Recovery [%]	z-Score	Comments
LC0001	0.351 ± 0.07	101	0.06	
LC0002	0.345 ± 0.1	99.1	-0.06	
LC0003	0.397 ± 0.0516	114	1	
LC0004	0.349 ± 0.07	100	0.02	
LC0005	0.35411 ± 0.02709	102	0.12	
LC0006	0.327 ± 0.0981	94	-0.43	
LC0007	0.297 ± 0.089	85.3	-1.05	
LC0008	- ± -	-	-	
LC0009	- ± -	-	-	
LC0010	0.02 ± 0.01	5.8	-6.73	H
LC0011	- ± -	-	-	
LC0012	- ± -	-	-	
LC0013	0.39 ± 0.0975	112	0.86	
LC0014	0.343 ± 0.051	98.6	-0.1	
LC0015	0.323 ± 0.129	92.8	-0.51	
LC0016	0.342 ± 0.005	98.3	-0.12	
LC0017	0.829 ± 0.207	238	9.87	H
LC0018	- ± -	-	-	
LC0019	0.36 ± 0.108	103	0.25	
LC0020	- ± -	-	-	
LC0021	- ± -	-	-	
LC0022	0.361 ± 0.065	104	0.27	
LC0023	0.355 ± 0.057	102	0.14	
LC0024	0.3265 ± 0.07254	93.8	-0.44	
LC0025	0.455 ± 0.159	131	2.2	H

#### Characteristics of parameter

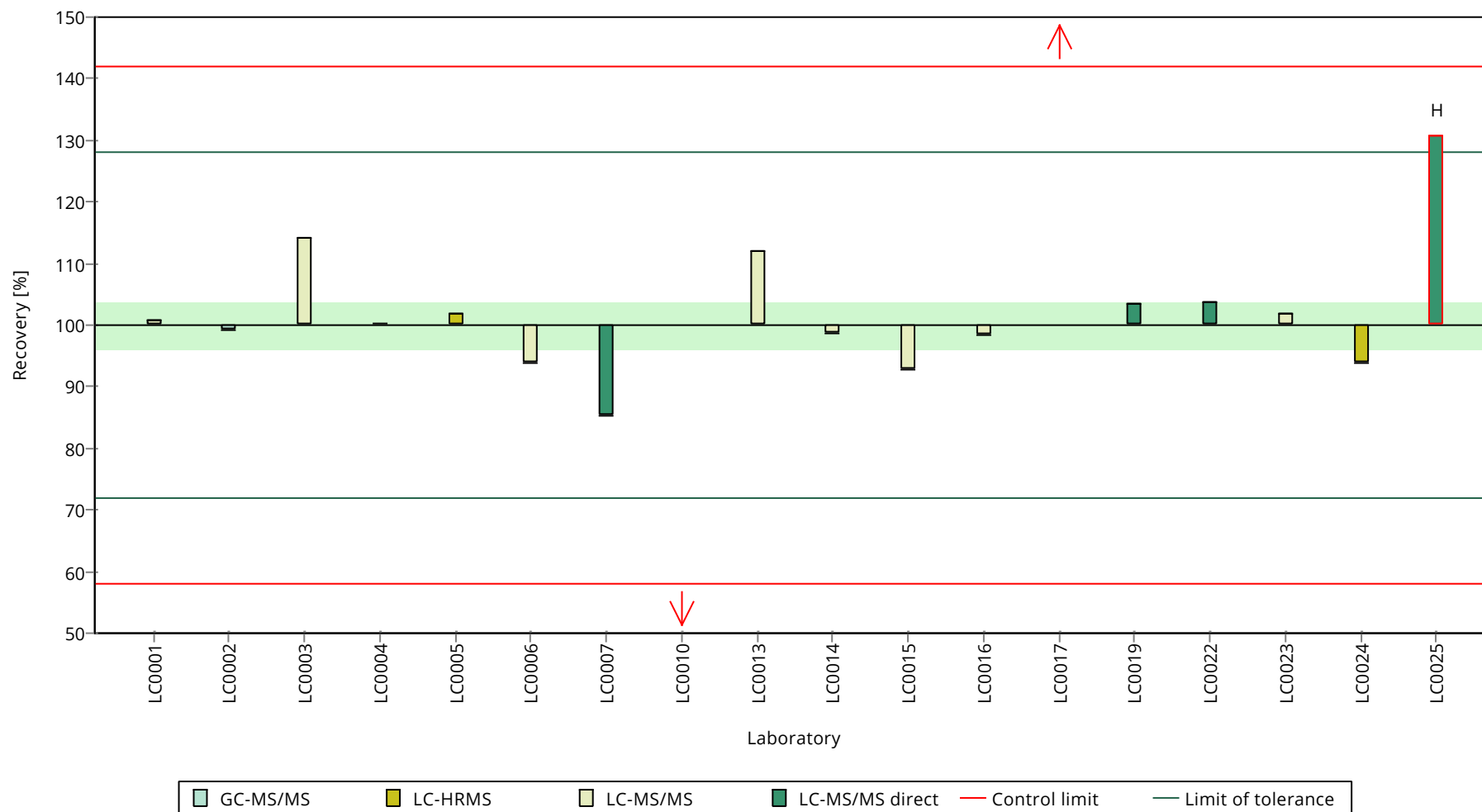
	all results	without outliers	Unit
Mean ± CI (99%)	0.362 ± 0.102	0.348 ± 0.0194	µg/l
Minimum	0.02	0.297	µg/l
Maximum	0.829	0.397	µg/l
Standard deviation	0.145	0.025	µg/l
rel. standard deviation	39.9	7.19	%
n	18	15	-

Graphical presentation of results

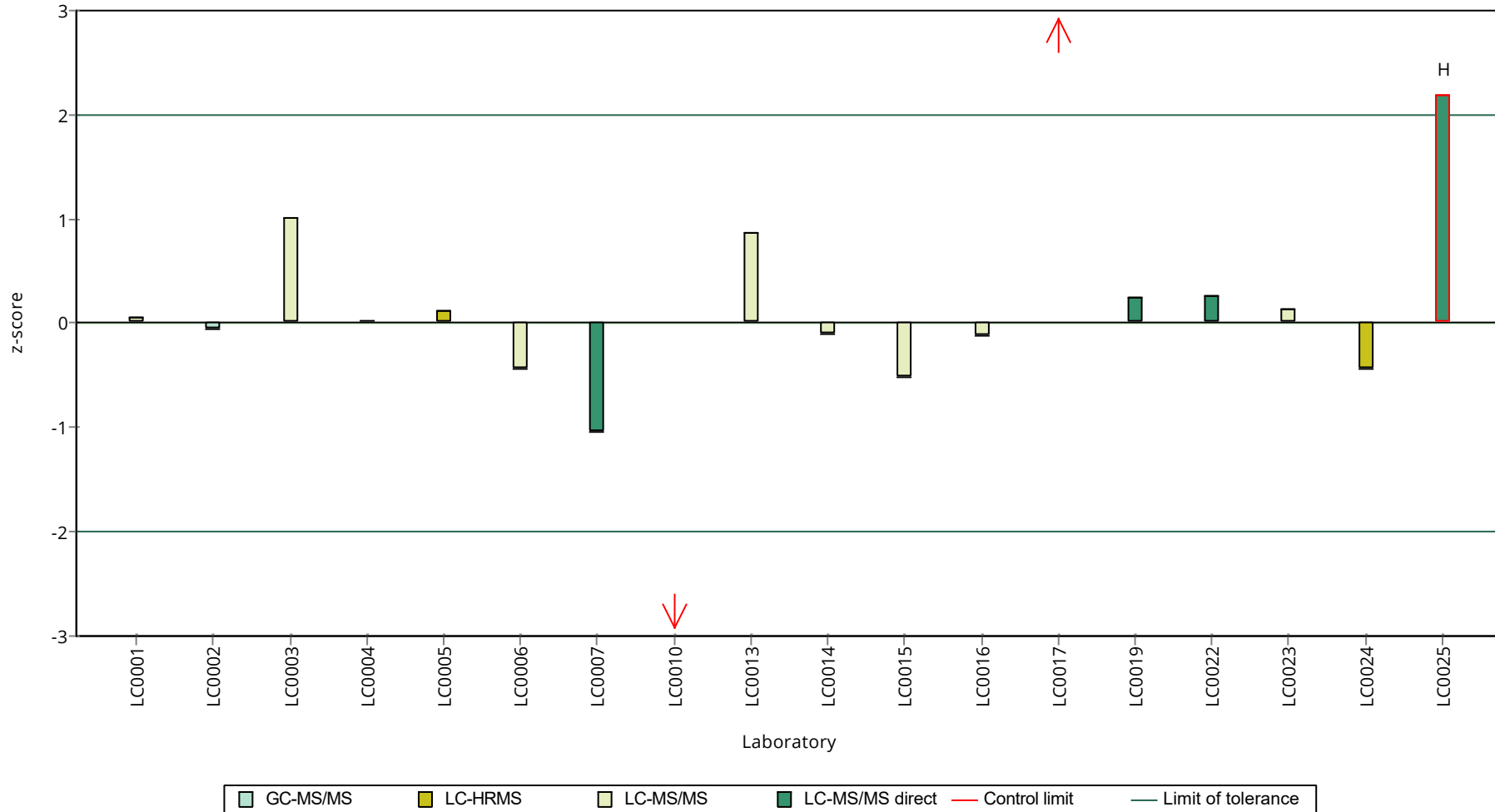
Results



Recovery rate



**z-Score**



## Parameter oriented report

### H003 A

#### 2,6-Dichlorobenzamide

Unit	µg/l
Assigned value ± U (k=2)	0.217 ± 0.00924
Criterion	0.0325 (15 %)
Minimum - Maximum	0.177 - 0.246
Control test value ± U (k=2)	0.181 ± 0.0272

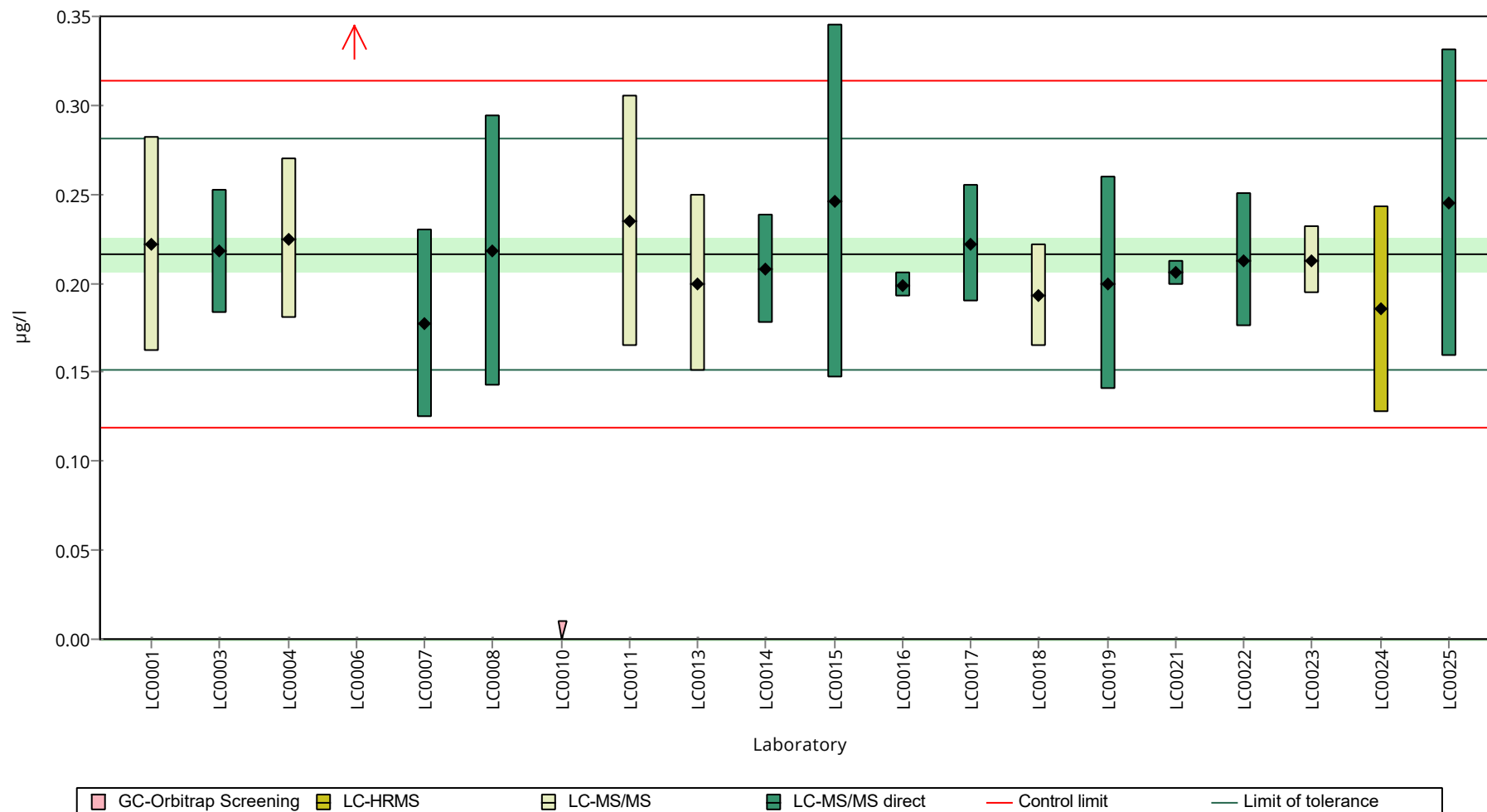
Labcode	Result ± U	Recovery [%]	z-Score	Comments
LC0001	0.222 ± 0.06	102	0.16	
LC0002	- ± -	-	-	
LC0003	0.218 ± 0.0349	101	0.04	
LC0004	0.225 ± 0.045	104	0.26	
LC0005	- ± -	-	-	
LC0006	0.395 ± 0.1185	182	5.49	H
LC0007	0.177 ± 0.053	81.7	-1.22	
LC0008	0.218 ± 0.076	101	0.04	
LC0009	- ± -	-	-	
LC0010	<0.01 (LOD) ± -	-	-	FN
LC0011	0.235 ± 0.0705	108	0.56	
LC0012	- ± -	-	-	
LC0013	0.2 ± 0.05	92.3	-0.51	
LC0014	0.208 ± 0.031	96	-0.27	
LC0015	0.246 ± 0.099	114	0.9	
LC0016	0.199 ± 0.007	91.8	-0.54	
LC0017	0.222 ± 0.033	102	0.16	
LC0018	0.193 ± 0.029	89.1	-0.73	
LC0019	0.2 ± 0.06	92.3	-0.51	
LC0020	- ± -	-	-	
LC0021	0.206 ± 0.007	95.1	-0.33	
LC0022	0.213 ± 0.038	98.3	-0.11	
LC0023	0.213 ± 0.019	98.3	-0.11	
LC0024	0.1854 ± 0.05789	85.6	-0.96	
LC0025	0.245 ± 0.086	113	0.87	

#### Characteristics of parameter

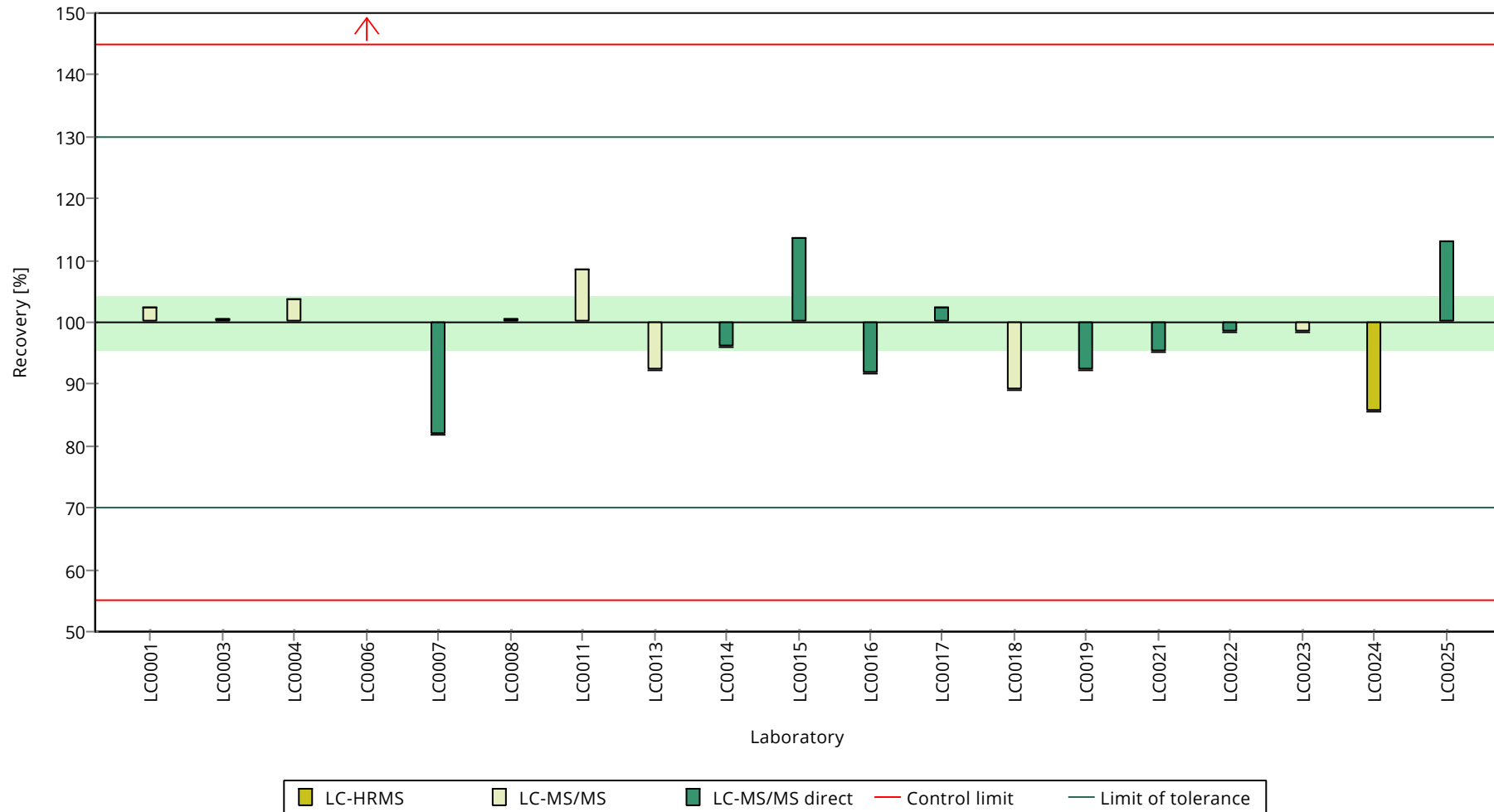
	all results	without outliers	Unit
Mean ± CI (99%)	0.222 ± 0.0314	0.213 ± 0.0133	µg/l
Minimum	0.177	0.177	µg/l
Maximum	0.395	0.246	µg/l
Standard deviation	0.0457	0.0188	µg/l
rel. standard deviation	20.6	8.85	%
n	19	18	-

Graphical presentation of results

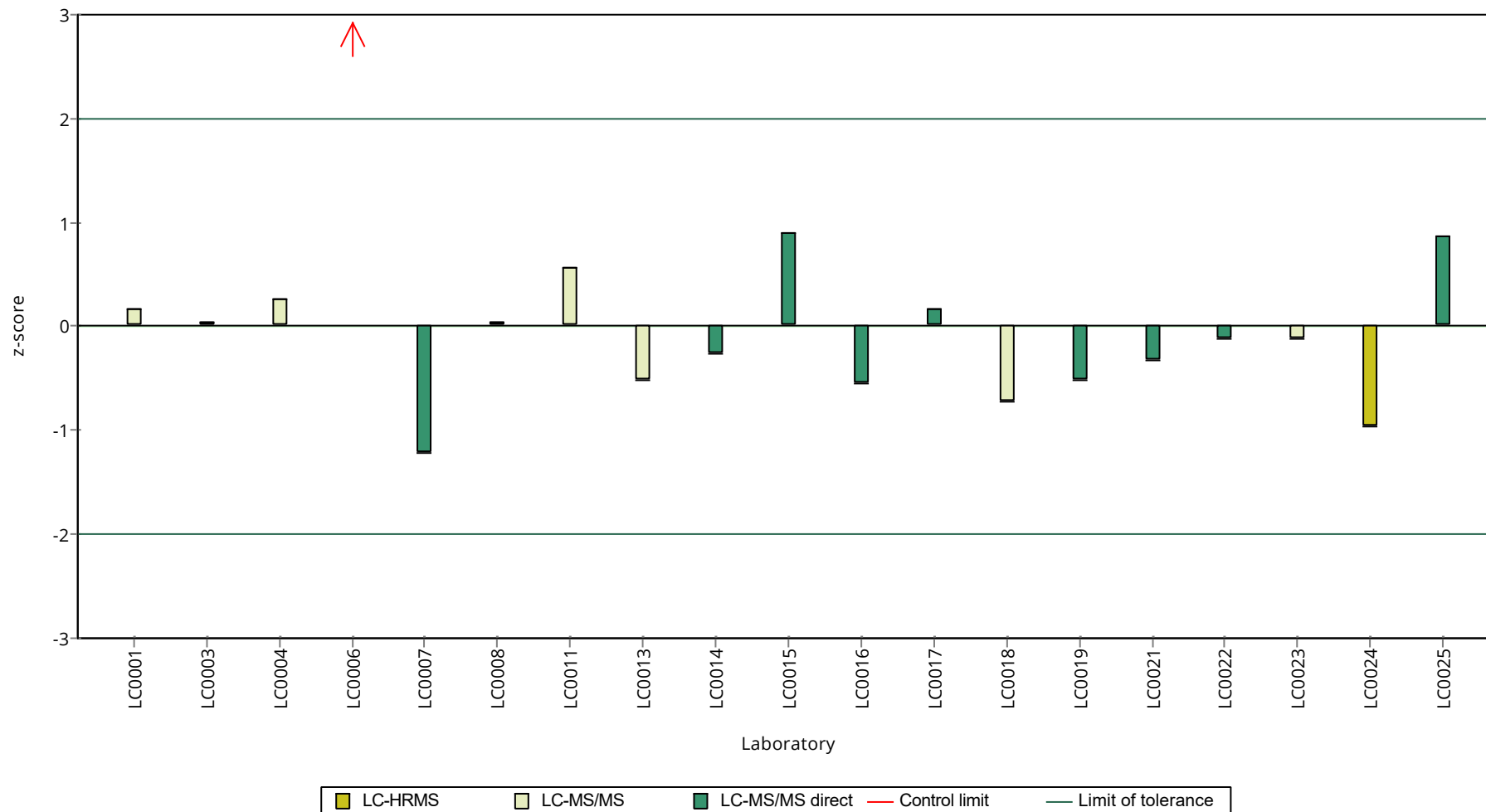
Results



**Recovery rate**



**z-score**



Parameter oriented report Herbicides/pesticides - H003

Sample: H003B, Parameter: 2,6-Dichlorobenzamide

## Parameter oriented report

### H003 B

#### 2,6-Dichlorobenzamide

Unit	µg/l
Assigned value ± U (k=2)	0.437 ± 0.017
Criterion	0.0655 (15 %)
Minimum - Maximum	0.373 - 0.485
Control test value ± U (k=2)	0.338 ± 0.0507

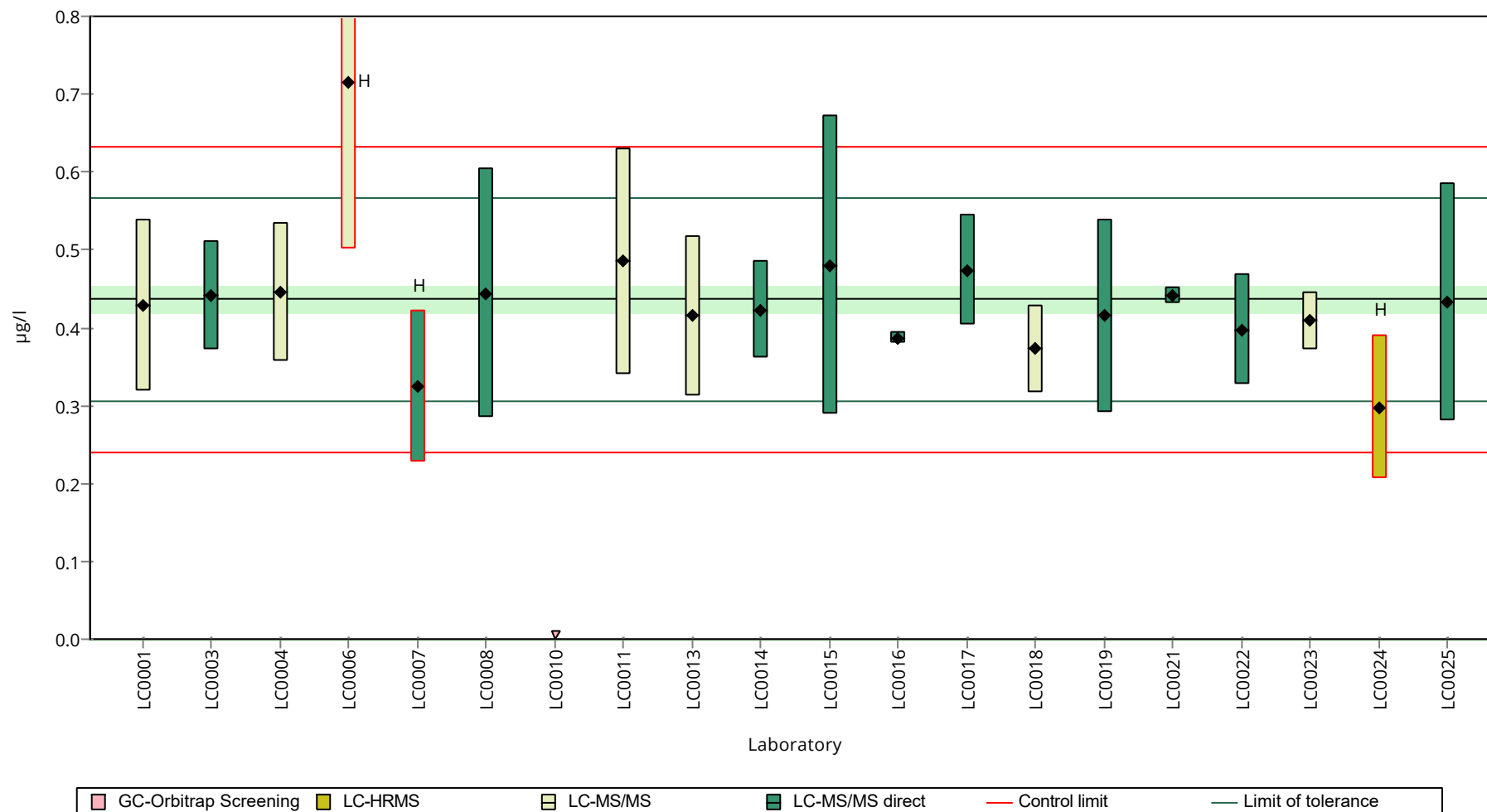
Labcode	Result ± U	Recovery [%]	z-Score	Comments
LC0001	0.428 ± 0.11	98	-0.13	
LC0002	- ± -	-	-	
LC0003	0.441 ± 0.0706	101	0.07	
LC0004	0.446 ± 0.089	102	0.14	
LC0005	- ± -	-	-	
LC0006	0.716 ± 0.2148	164	4.27	H
LC0007	0.325 ± 0.098	74.4	-1.7	H
LC0008	0.444 ± 0.16	102	0.11	
LC0009	- ± -	-	-	
LC0010	<0.01 (LOD) ± -	-	-	FN
LC0011	0.485 ± 0.1455	111	0.74	
LC0012	- ± -	-	-	
LC0013	0.415 ± 0.1038	95	-0.33	
LC0014	0.423 ± 0.063	96.9	-0.21	
LC0015	0.48 ± 0.192	110	0.66	
LC0016	0.387 ± 0.007	88.6	-0.76	
LC0017	0.474 ± 0.071	109	0.57	
LC0018	0.373 ± 0.056	85.4	-0.97	
LC0019	0.415 ± 0.1245	95	-0.33	
LC0020	- ± -	-	-	
LC0021	0.442 ± 0.011	101	0.08	
LC0022	0.397 ± 0.071	90.9	-0.6	
LC0023	0.409 ± 0.037	93.7	-0.42	
LC0024	0.2978 ± 0.09298	68.2	-2.12	H
LC0025	0.433 ± 0.152	99.2	-0.06	

#### Characteristics of parameter

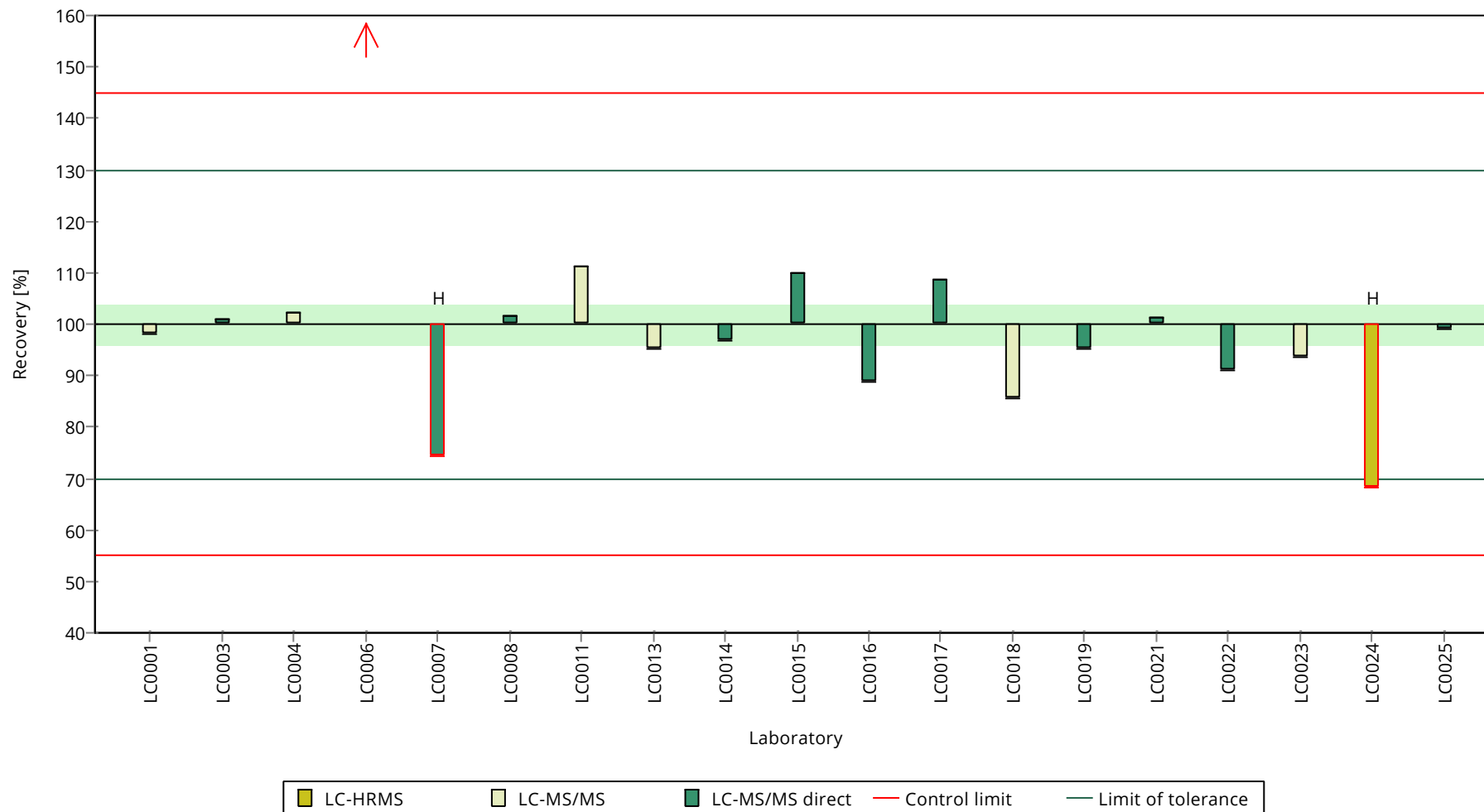
	all results	without outliers	Unit
Mean ± CI (99%)	0.433 ± 0.0575	0.431 ± 0.024	µg/l
Minimum	0.298	0.373	µg/l
Maximum	0.716	0.485	µg/l
Standard deviation	0.0835	0.0319	µg/l
rel. standard deviation	19.3	7.42	%
n	19	16	-

Graphical presentation of results

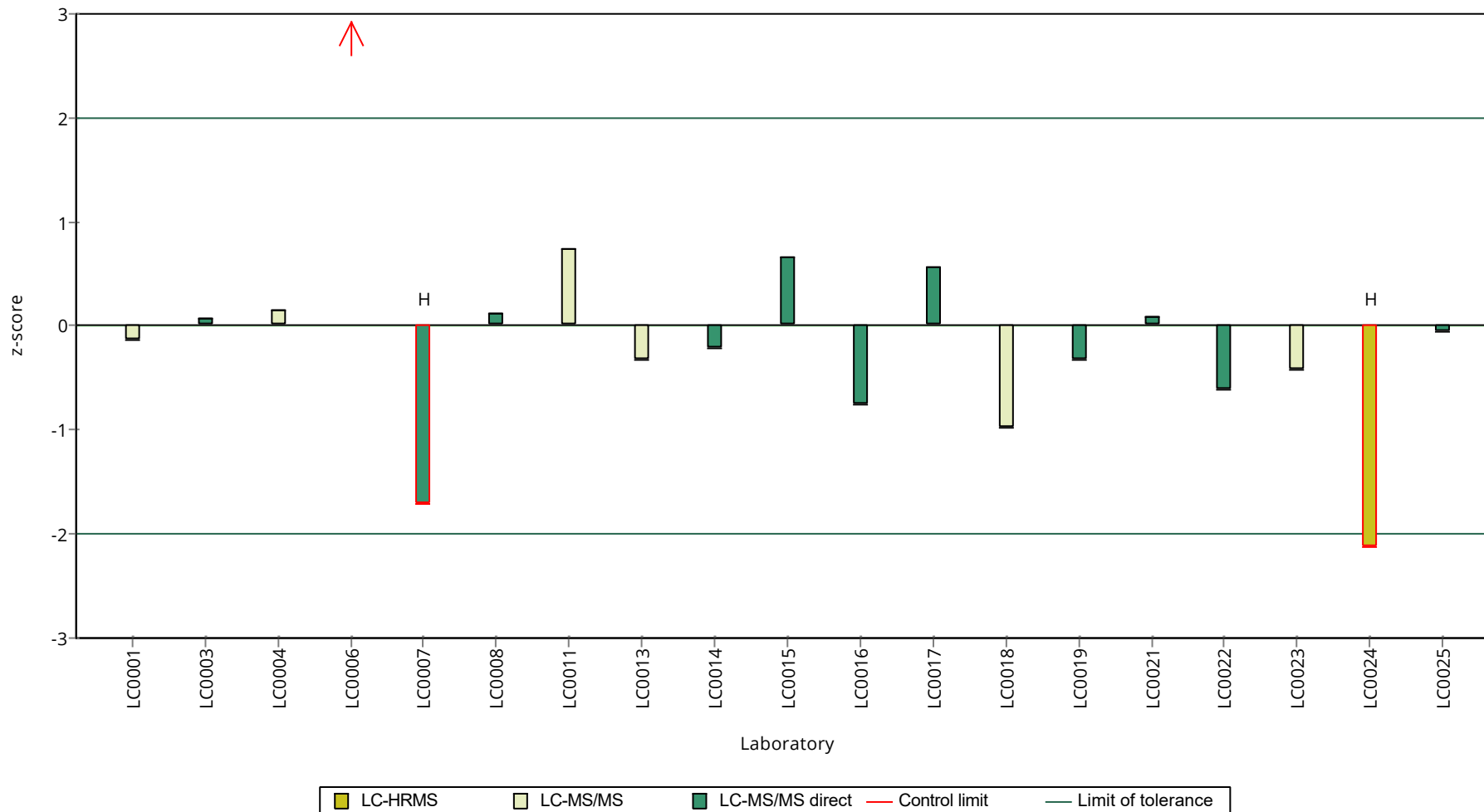
Results



**Recovery rate**



**z-score**



Parameter oriented report Herbicides/pesticides -  
H003

Sample: H003A, Parameter: Alachlor

## Parameter oriented report

### H003 A

#### Alachlor

Unit  $\mu\text{g/l}$   
Assigned value  $\pm U$  (k=2)  $0.106 \pm 0.00457$   
Criterion  $0.0127$  (12 %)  
Minimum - Maximum  $0.096 - 0.115$   
Control test value  $\pm U$  (k=2)  $0.110 \pm 0.0165$

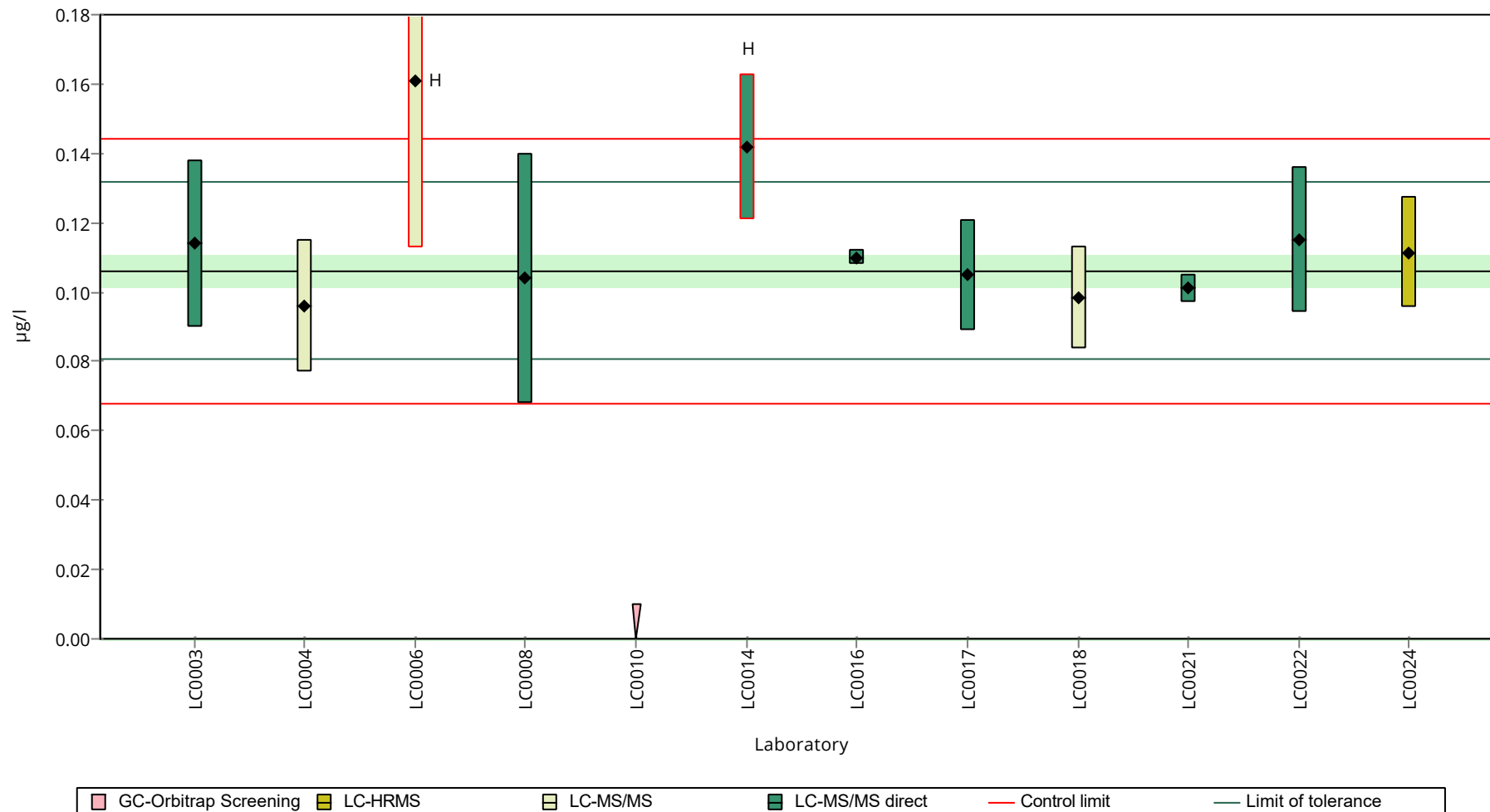
Labcode	Result $\pm U$	Recovery [%]	z-Score	Comments
LC0001	- $\pm$ -	-	-	
LC0002	- $\pm$ -	-	-	
LC0003	$0.114 \pm 0.024$	107	0.62	
LC0004	$0.096 \pm 0.019$	90.5	-0.79	
LC0005	- $\pm$ -	-	-	
LC0006	$0.161 \pm 0.0483$	152	4.31	H
LC0007	- $\pm$ -	-	-	
LC0008	$0.104 \pm 0.036$	98	-0.16	
LC0009	- $\pm$ -	-	-	
LC0010	<0.01 (LOD) $\pm$ -	-	-	FN
LC0011	- $\pm$ -	-	-	
LC0012	- $\pm$ -	-	-	
LC0013	- $\pm$ -	-	-	
LC0014	$0.142 \pm 0.021$	134	2.82	H
LC0015	- $\pm$ -	-	-	
LC0016	$0.11 \pm 0.002$	104	0.31	
LC0017	$0.105 \pm 0.016$	99	-0.09	
LC0018	$0.0985 \pm 0.0148$	92.8	-0.6	
LC0019	- $\pm$ -	-	-	
LC0020	- $\pm$ -	-	-	
LC0021	$0.101 \pm 0.004$	95.2	-0.4	
LC0022	$0.115 \pm 0.021$	108	0.7	
LC0023	- $\pm$ -	-	-	
LC0024	$0.1114 \pm 0.01609$	105	0.42	
LC0025	- $\pm$ -	-	-	

#### Characteristics of parameter

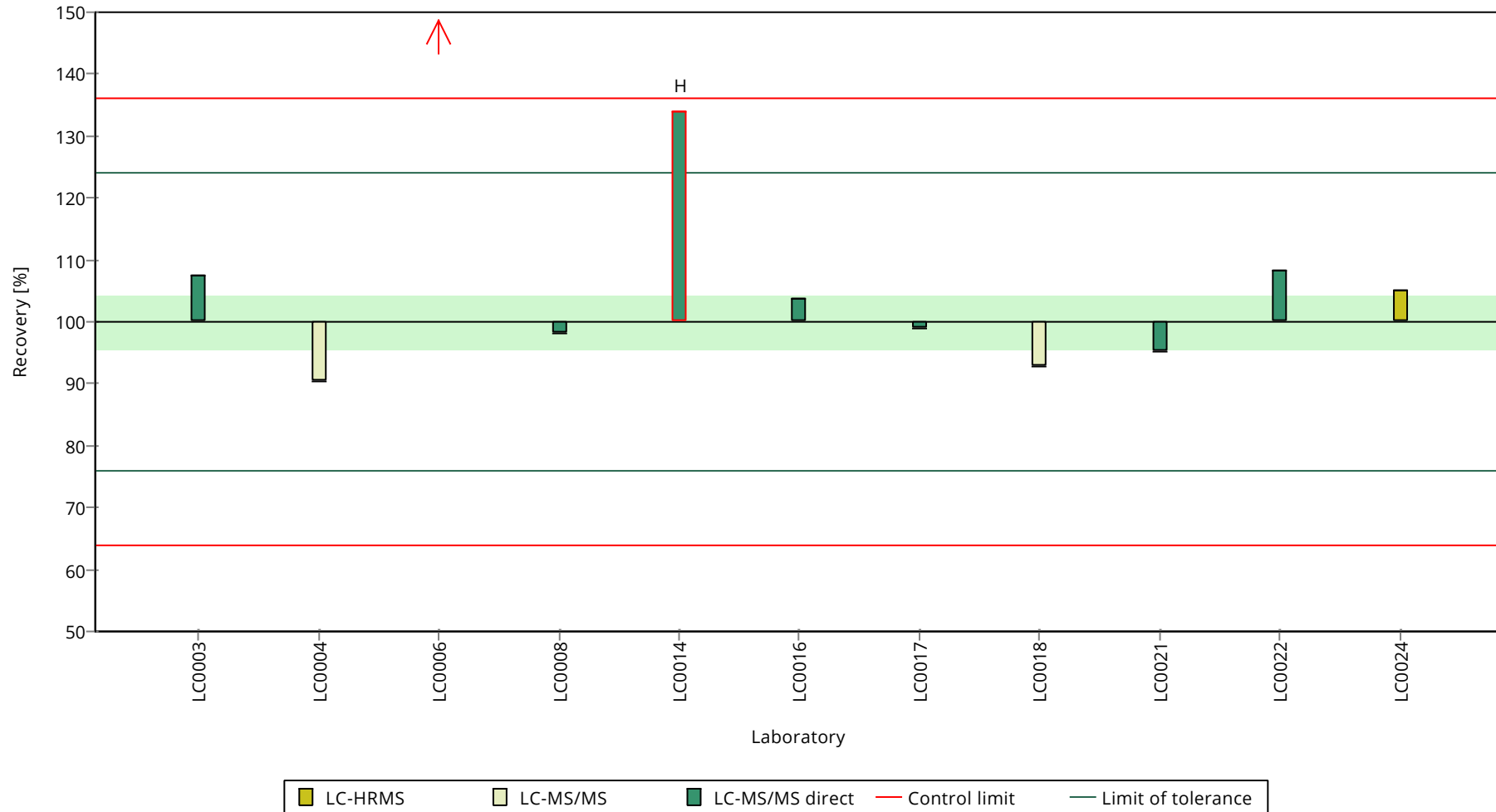
	all results	without outliers	Unit
Mean $\pm$ CI (99%)	$0.114 \pm 0.0179$	$0.106 \pm 0.00686$	$\mu\text{g/l}$
Minimum	0.096	0.096	$\mu\text{g/l}$
Maximum	0.161	0.115	$\mu\text{g/l}$
Standard deviation	0.0198	0.00686	$\mu\text{g/l}$
rel. standard deviation	17.3	6.46	%
n	11	9	-

Graphical presentation of results

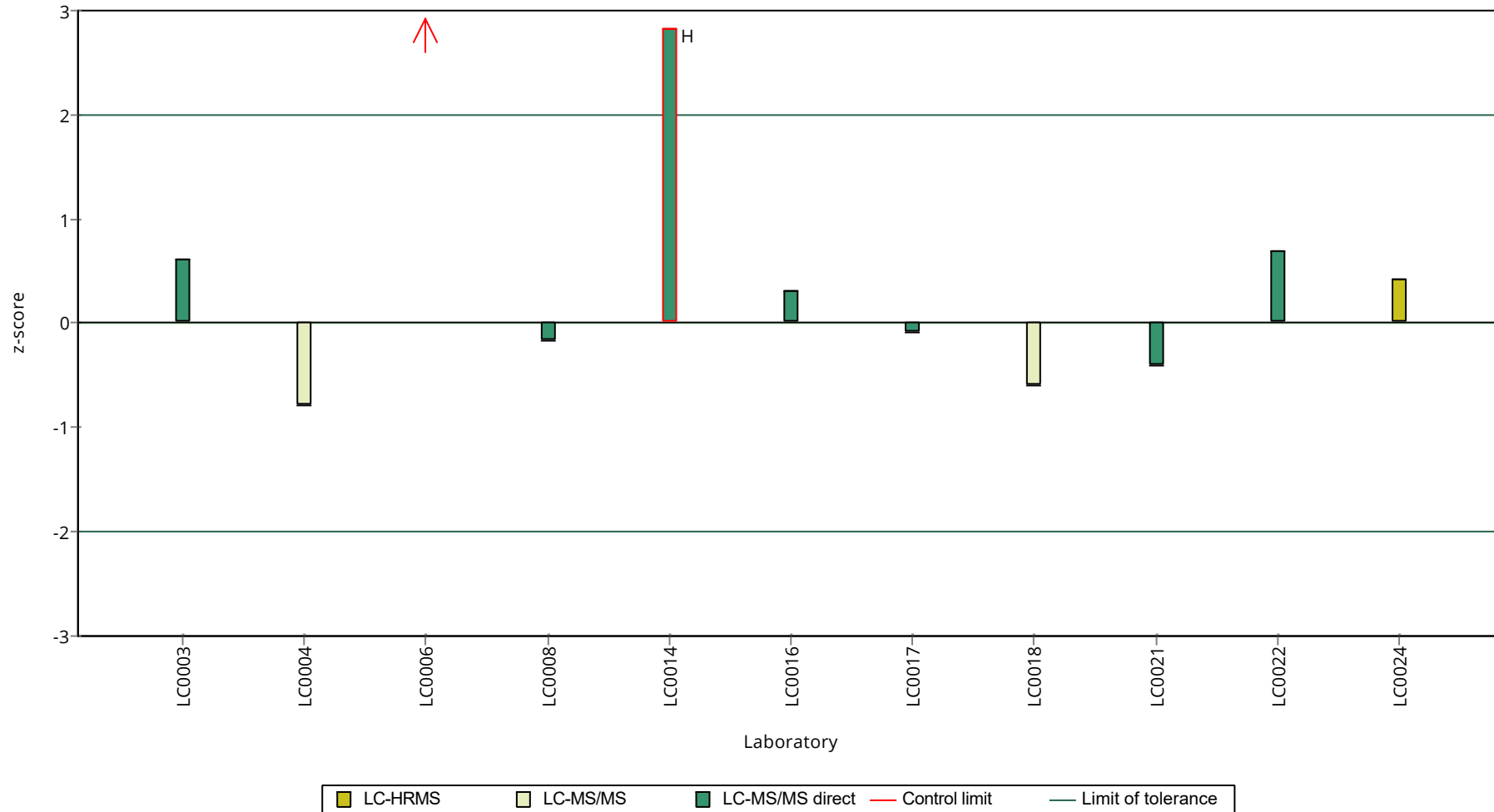
Results



**Recovery rate**



**z-Score**



Parameter oriented report Herbicides/pesticides -  
H003

Sample: H003B, Parameter: Alachlor

## Parameter oriented report

### H003 B

#### Alachlor

Unit	µg/l
Assigned value ± U (k=2)	0.487 ± 0.0145
Criterion	0.0585 (12 %)
Minimum - Maximum	0.437 - 0.504
Control test value ± U (k=2)	0.483 ± 0.0725

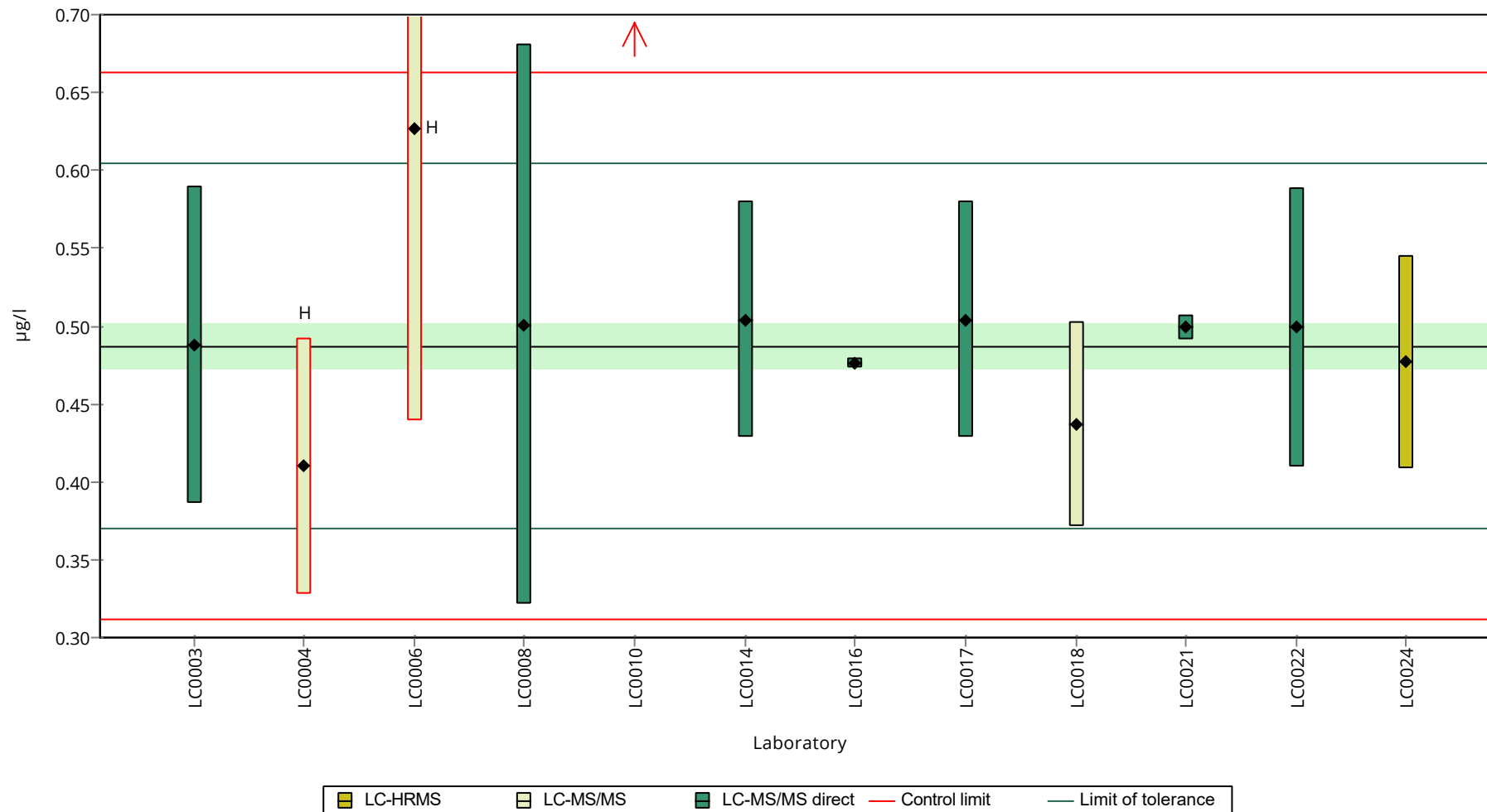
Labcode	Result ± U	Recovery [%]	z-Score	Comments
LC0001	- ± -	-	-	
LC0002	- ± -	-	-	
LC0003	0.488 ± 0.102	100	0.01	
LC0004	0.41 ± 0.082	84.2	-1.32	H
LC0005	- ± -	-	-	
LC0006	0.627 ± 0.1881	129	2.39	H
LC0007	- ± -	-	-	
LC0008	0.501 ± 0.18	103	0.24	
LC0009	- ± -	-	-	
LC0010	1.5 ± 0.75	308	17.32	H
LC0011	- ± -	-	-	
LC0012	- ± -	-	-	
LC0013	- ± -	-	-	
LC0014	0.504 ± 0.076	103	0.29	
LC0015	- ± -	-	-	
LC0016	0.476 ± 0.003	97.7	-0.19	
LC0017	0.504 ± 0.076	103	0.29	
LC0018	0.437 ± 0.066	89.7	-0.86	
LC0019	- ± -	-	-	
LC0020	- ± -	-	-	
LC0021	0.499 ± 0.008	102	0.2	
LC0022	0.499 ± 0.09	102	0.2	
LC0023	- ± -	-	-	
LC0024	0.4768 ± 0.06884	97.9	-0.18	
LC0025	- ± -	-	-	

#### Characteristics of parameter

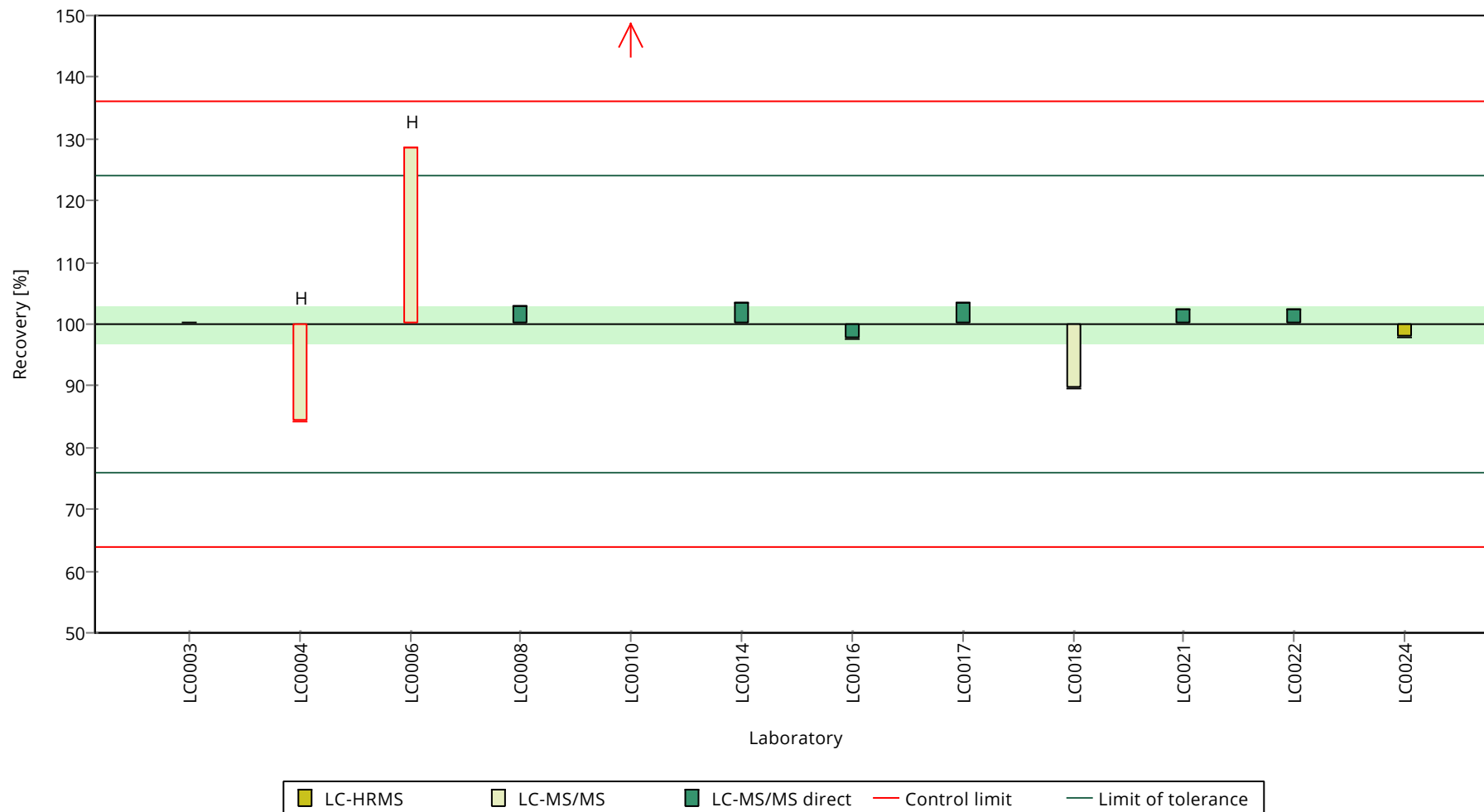
	all results	without outliers	Unit
Mean ± CI (99%)	0.577 ± 0.256	0.487 ± 0.0218	µg/l
Minimum	0.41	0.437	µg/l
Maximum	1.5	0.504	µg/l
Standard deviation	0.295	0.0218	µg/l
rel. standard deviation	51.2	4.47	%
n	12	9	-

Graphical presentation of results

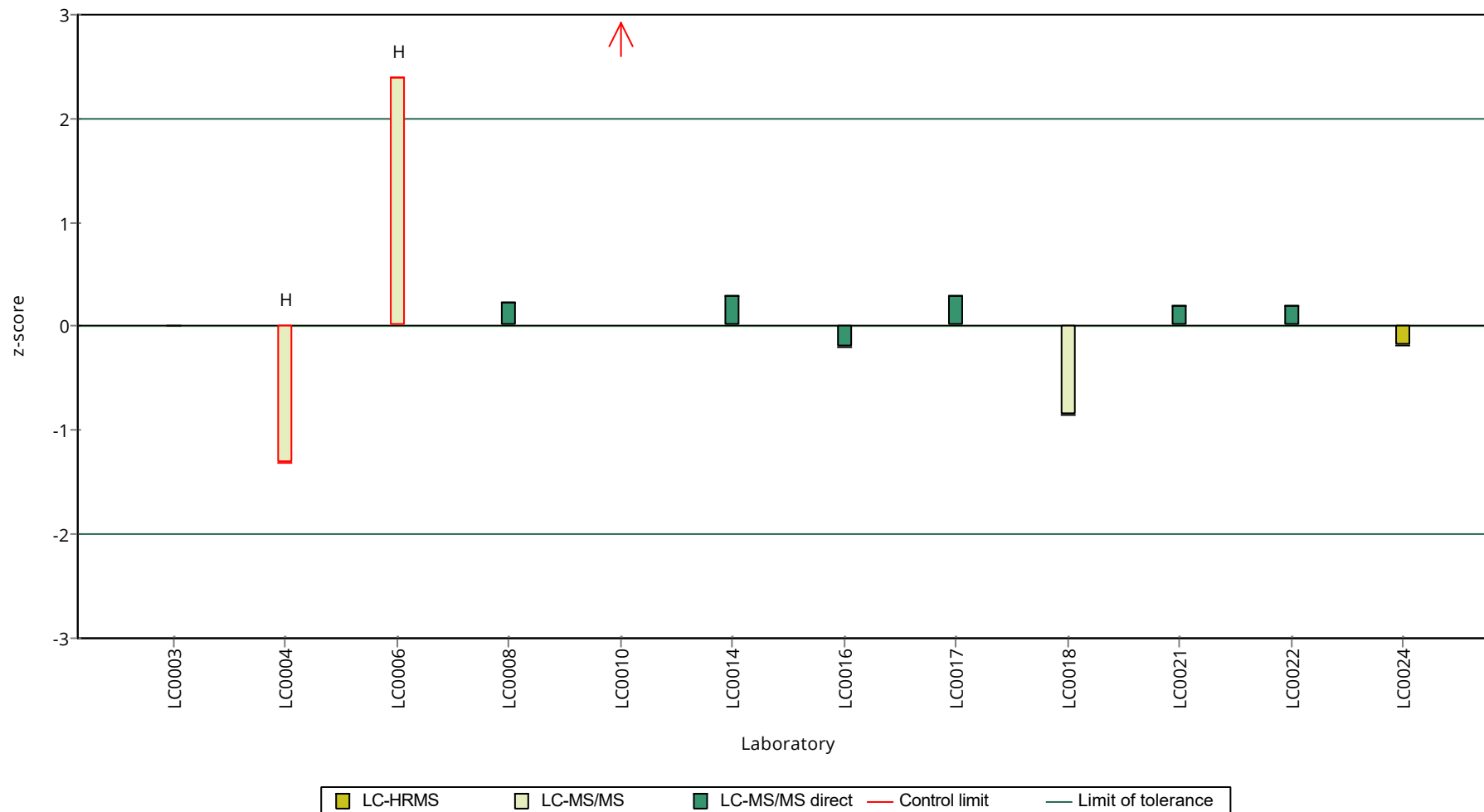
Results



**Recovery rate**



**z-Score**



## Parameter oriented report

### H003 A

#### Alachlor-t-acid (Alachlor-OA)

Unit	µg/l
Assigned value ± U (k=2)	0.935 ± 0.057
Criterion	0.14 (15 %)
Minimum - Maximum	0.826 - 1.01
Control test value ± U (k=2)	0.881 ± 0.132

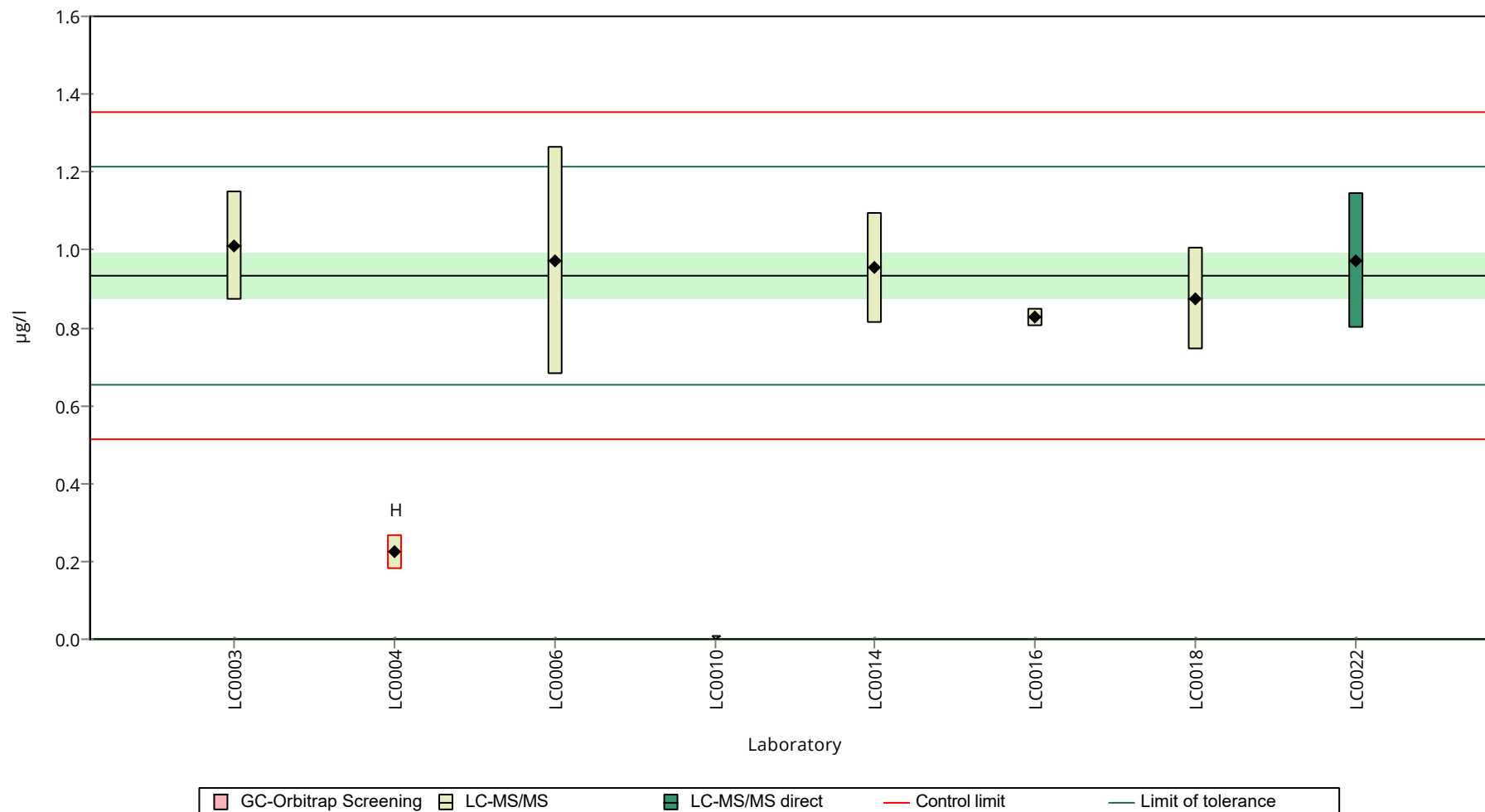
Labcode	Result ± U	Recovery [%]	z-Score	Comments
LC0001	- ± -	-	-	
LC0002	- ± -	-	-	
LC0003	1.01 ± 0.141	108	0.54	
LC0004	0.223 ± 0.045	23.9	-5.08	H
LC0005	- ± -	-	-	
LC0006	0.973 ± 0.2919	104	0.27	
LC0007	- ± -	-	-	
LC0008	- ± -	-	-	
LC0009	- ± -	-	-	
LC0010	<0.01 (LOD) ± -	-	-	FN
LC0011	- ± -	-	-	
LC0012	- ± -	-	-	
LC0013	- ± -	-	-	
LC0014	0.954 ± 0.143	102	0.14	
LC0015	- ± -	-	-	
LC0016	0.826 ± 0.024	88.4	-0.78	
LC0017	- ± -	-	-	
LC0018	0.874 ± 0.131	93.5	-0.43	
LC0019	- ± -	-	-	
LC0020	- ± -	-	-	
LC0021	- ± -	-	-	
LC0022	0.972 ± 0.175	104	0.27	
LC0023	- ± -	-	-	
LC0024	- ± -	-	-	
LC0025	- ± -	-	-	

#### Characteristics of parameter

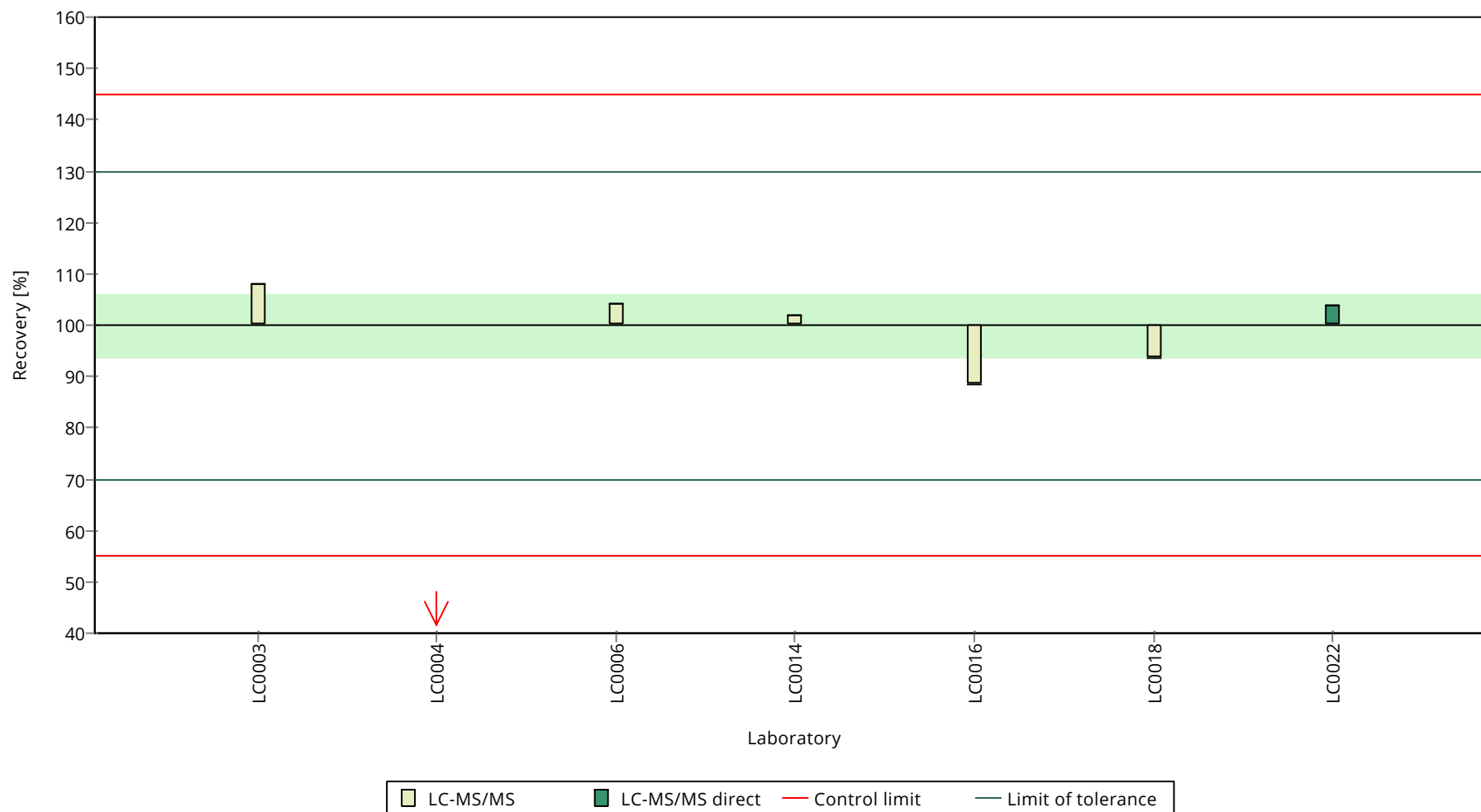
	all results	without outliers	Unit
Mean ± CI (99%)	0.833 ± 0.314	0.935 ± 0.0856	µg/l
Minimum	0.223	0.826	µg/l
Maximum	1.01	1.01	µg/l
Standard deviation	0.277	0.0699	µg/l
rel. standard deviation	33.2	7.47	%
n	7	6	-

Graphical presentation of results

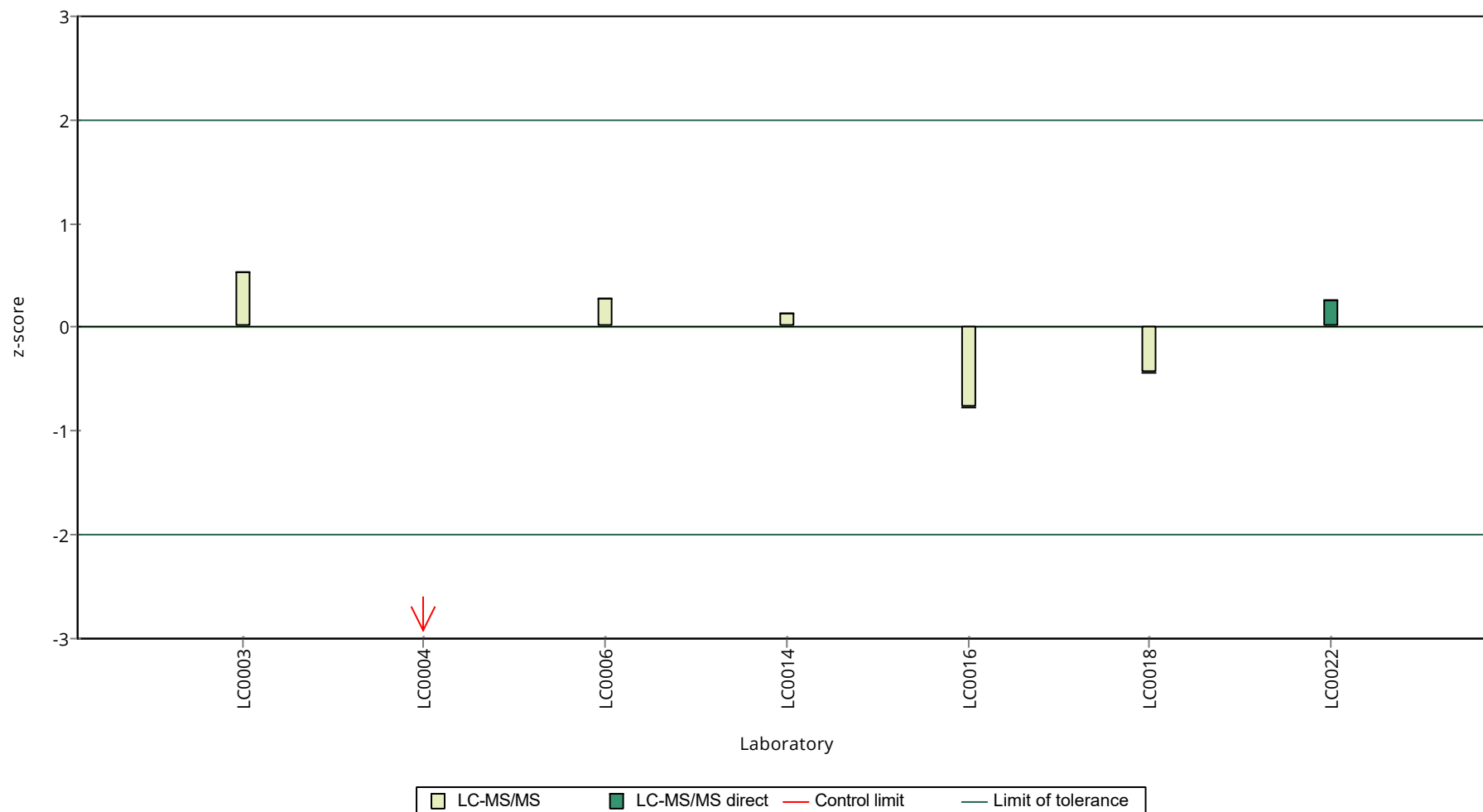
Results



**Recovery rate**



**z-Score**



## Parameter oriented report

### H003 B

#### Alachlor-t-acid (Alachlor-OA)

Unit	µg/l
Assigned value ± U (k=2)	0.185 ± 0.0171
Criterion	0.0278 (15 %)
Minimum - Maximum	0.156 - 0.214
Control test value ± U (k=2)	0.183 ± 0.0275

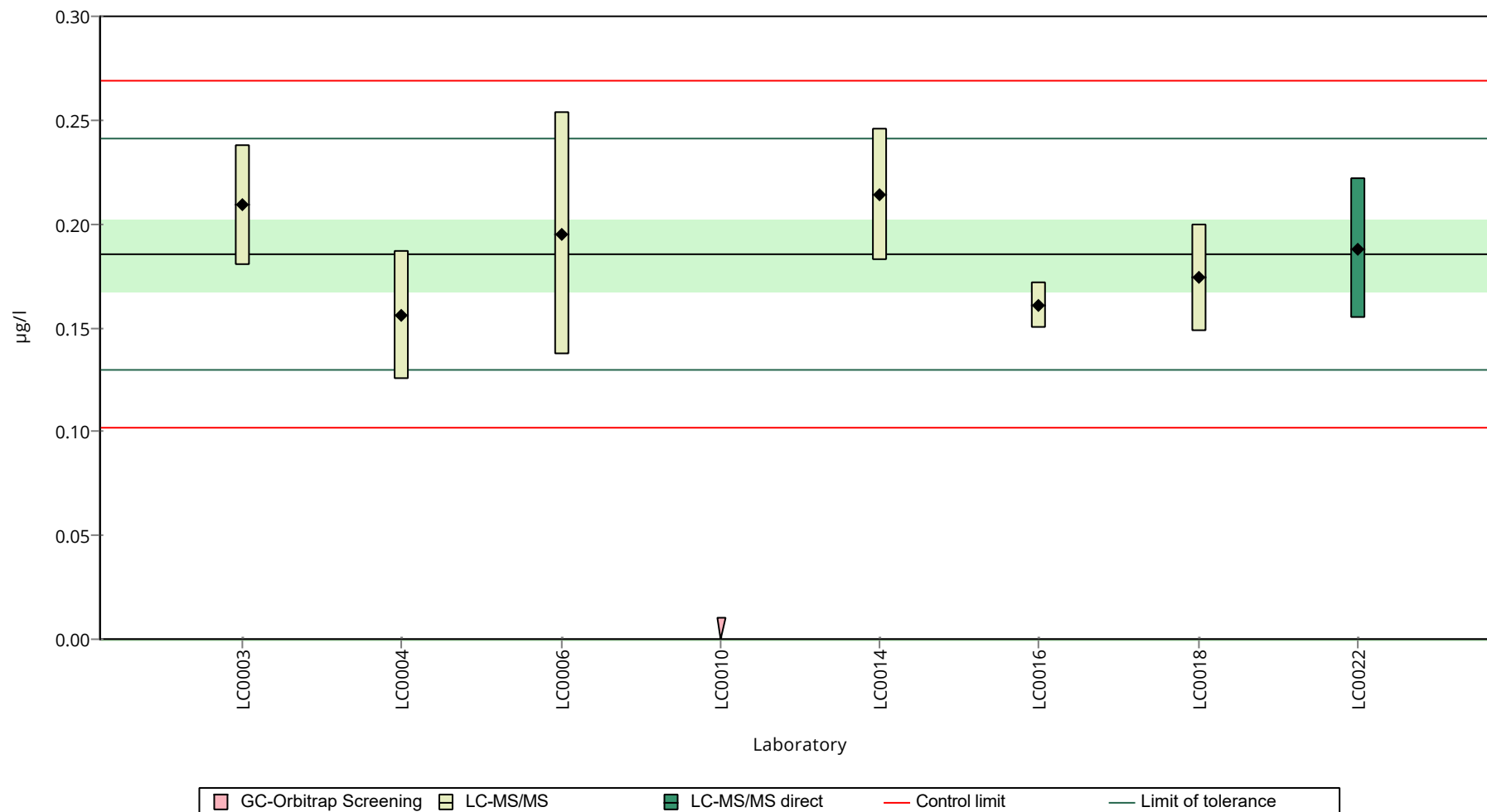
Labcode	Result ± U	Recovery [%]	z-Score	Comments
LC0001	- ± -	-	-	
LC0002	- ± -	-	-	
LC0003	0.209 ± 0.0292	113	0.85	
LC0004	0.156 ± 0.031	84.2	-1.05	
LC0005	- ± -	-	-	
LC0006	0.195 ± 0.0585	105	0.35	
LC0007	- ± -	-	-	
LC0008	- ± -	-	-	
LC0009	- ± -	-	-	
LC0010	<0.01 (LOD) ± -	-	-	FN
LC0011	- ± -	-	-	
LC0012	- ± -	-	-	
LC0013	- ± -	-	-	
LC0014	0.214 ± 0.032	115	1.03	
LC0015	- ± -	-	-	
LC0016	0.161 ± 0.011	86.9	-0.87	
LC0017	- ± -	-	-	
LC0018	0.174 ± 0.026	93.9	-0.41	
LC0019	- ± -	-	-	
LC0020	- ± -	-	-	
LC0021	- ± -	-	-	
LC0022	0.188 ± 0.034	101	0.1	
LC0023	- ± -	-	-	
LC0024	- ± -	-	-	
LC0025	- ± -	-	-	

#### Characteristics of parameter

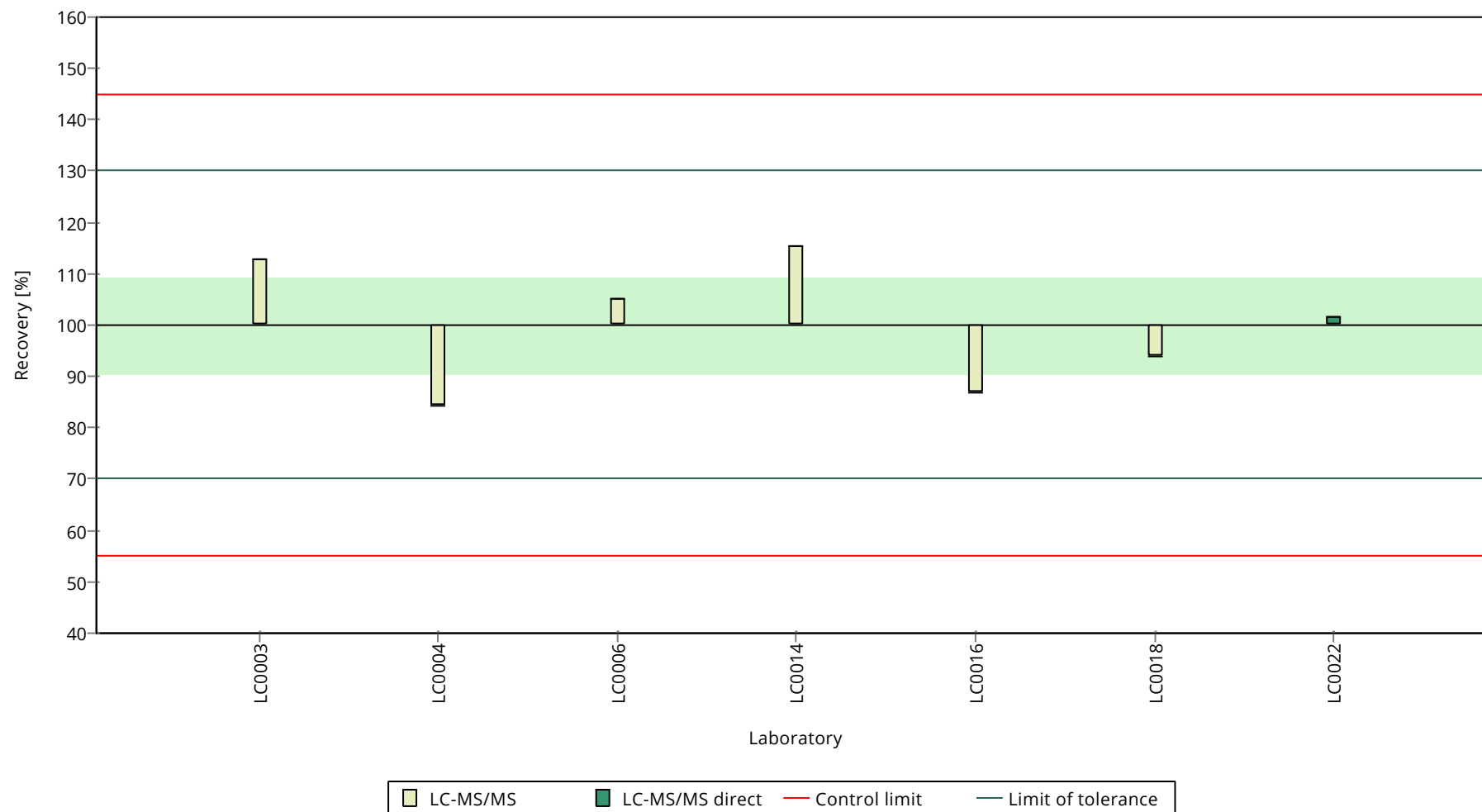
	all results	without outliers	Unit
Mean ± CI (99%)	0.185 ± 0.0256	0.185 ± 0.0256	µg/l
Minimum	0.156	0.156	µg/l
Maximum	0.214	0.214	µg/l
Standard deviation	0.0226	0.0226	µg/l
rel. standard deviation	12.2	12.2	%
n	7	7	-

Graphical presentation of results

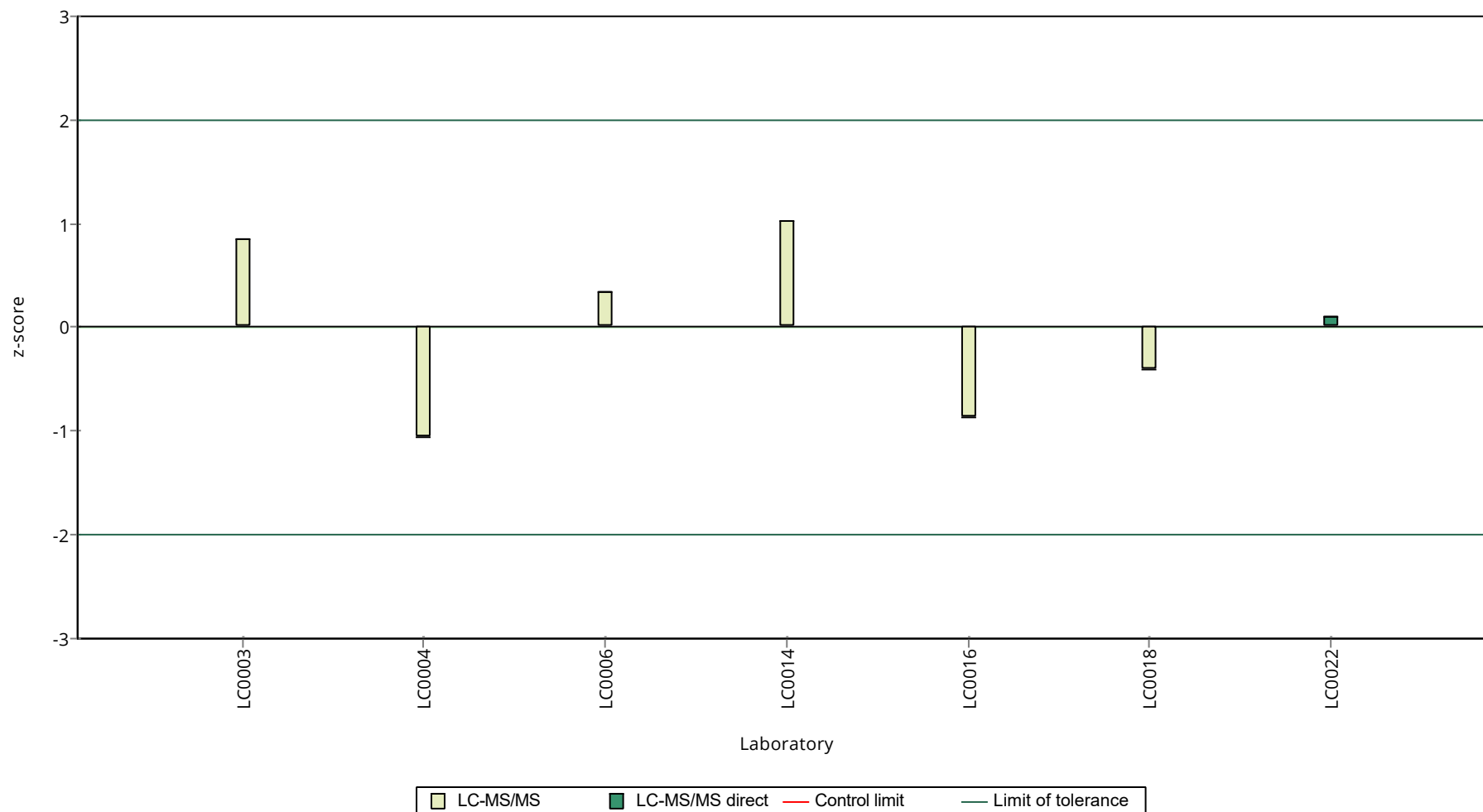
Results



**Recovery rate**



**z-Score**



Parameter oriented report Herbicides/pesticides - H003

Sample: H003A, Parameter: Alachlor-t-sulfonic acid (Alachlor-ESA)

## Parameter oriented report

### H003 A

#### Alachlor-t-sulfonic acid (Alachlor-ESA)

Unit	µg/l
Assigned value ± U (k=2)	0.291 ± 0.0115
Criterion	0.0378 (13 %)
Minimum - Maximum	0.269 - 0.309
Control test value ± U (k=2)	0.267 ± 0.0534

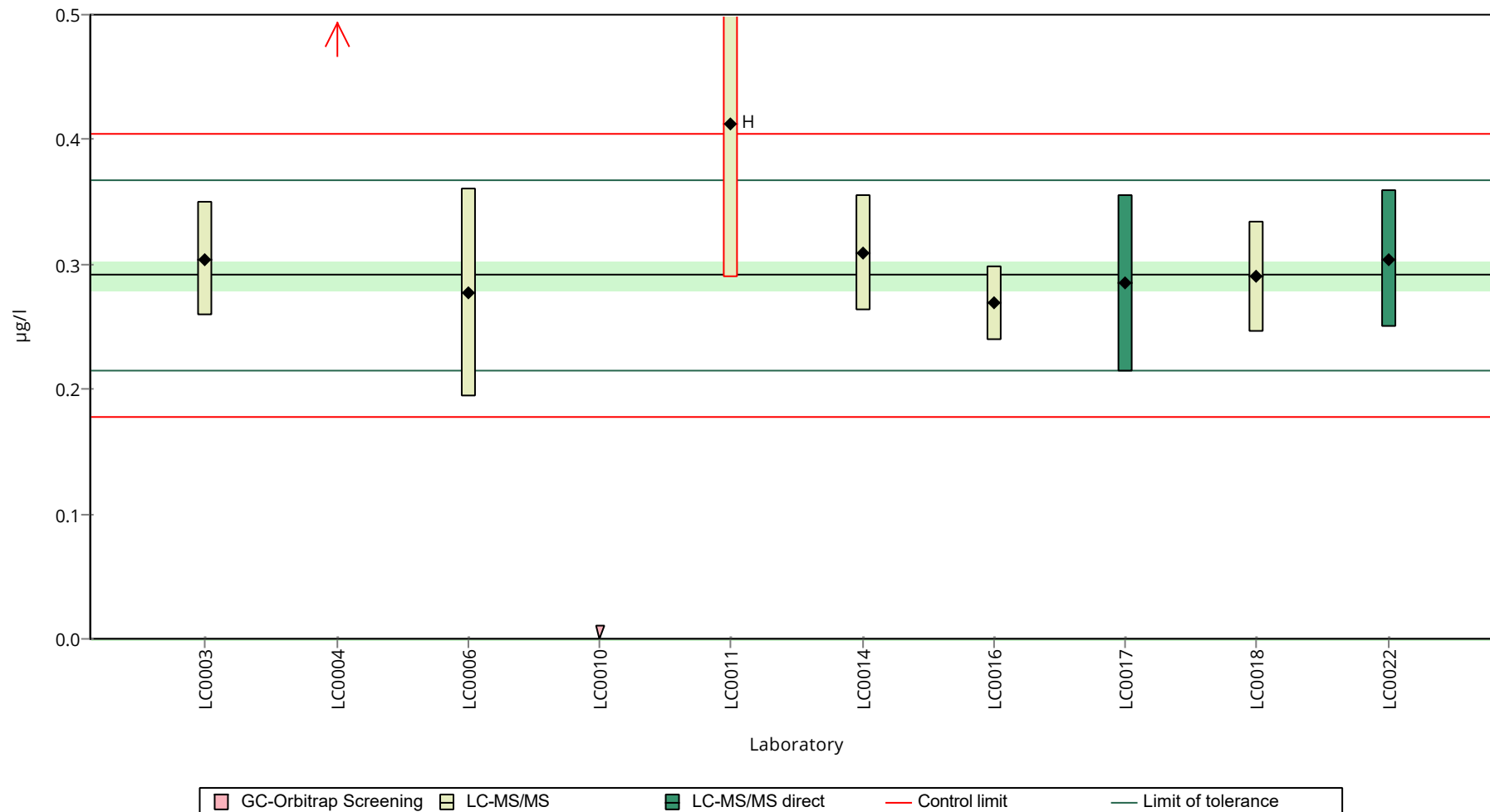
Labcode	Result ± U	Recovery [%]	z-Score	Comments
LC0001	- ± -	-	-	
LC0002	- ± -	-	-	
LC0003	0.304 ± 0.0456	104	0.34	
LC0004	0.877 ± 0.175	301	15.48	H
LC0005	- ± -	-	-	
LC0006	0.277 ± 0.0831	95.1	-0.37	
LC0007	- ± -	-	-	
LC0008	- ± -	-	-	
LC0009	- ± -	-	-	
LC0010	<0.01 (LOD) ± -	-	-	FN
LC0011	0.413 ± 0.1239	142	3.22	H
LC0012	- ± -	-	-	
LC0013	- ± -	-	-	
LC0014	0.309 ± 0.046	106	0.47	
LC0015	- ± -	-	-	
LC0016	0.269 ± 0.03	92.4	-0.59	
LC0017	0.285 ± 0.071	97.9	-0.16	
LC0018	0.29 ± 0.044	99.6	-0.03	
LC0019	- ± -	-	-	
LC0020	- ± -	-	-	
LC0021	- ± -	-	-	
LC0022	0.304 ± 0.055	104	0.34	
LC0023	- ± -	-	-	
LC0024	- ± -	-	-	
LC0025	- ± -	-	-	

#### Characteristics of parameter

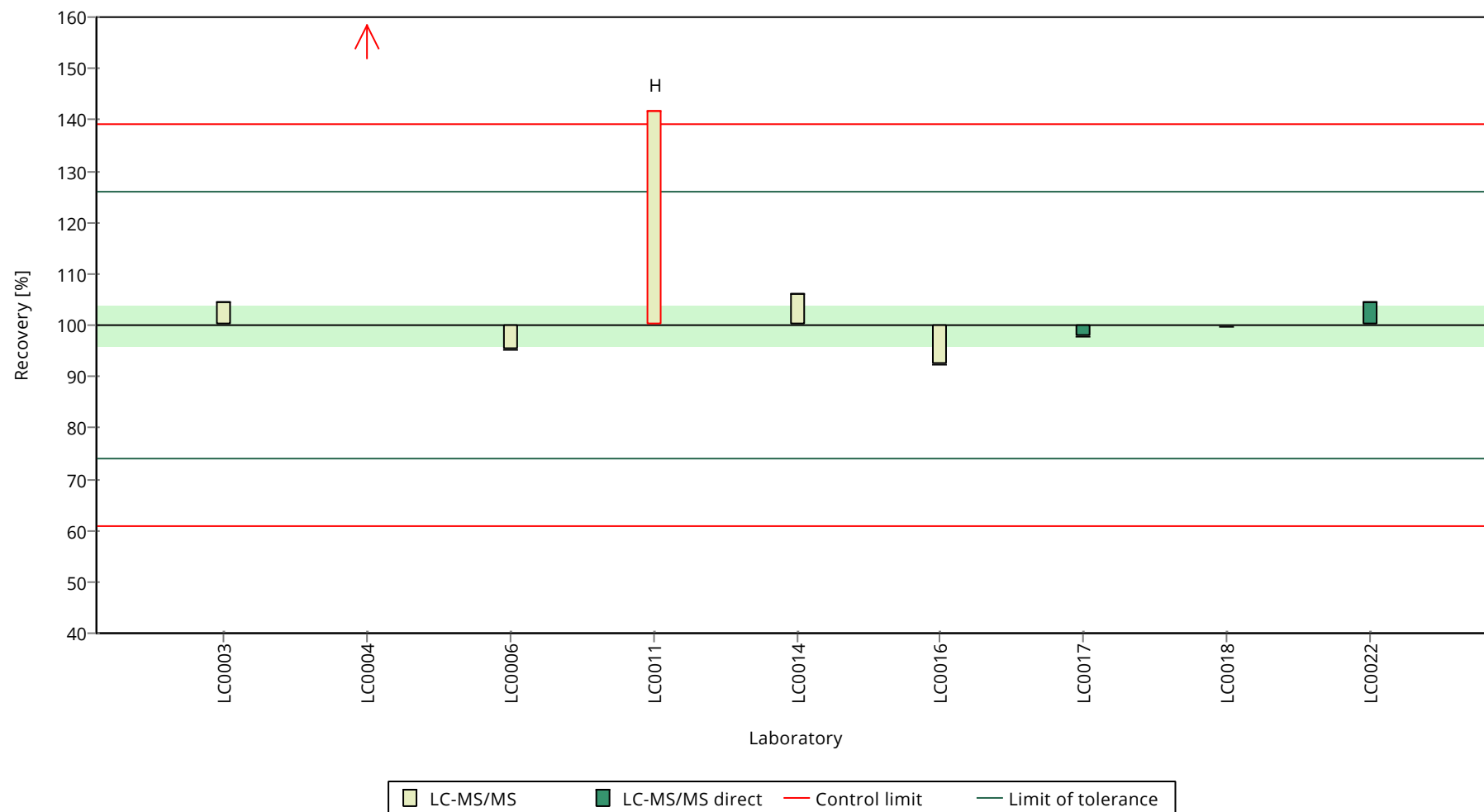
	all results	without outliers	Unit
Mean ± CI (99%)	0.37 ± 0.195	0.291 ± 0.0172	µg/l
Minimum	0.269	0.269	µg/l
Maximum	0.877	0.309	µg/l
Standard deviation	0.195	0.0152	µg/l
rel. standard deviation	52.7	5.21	%
n	9	7	-

Graphical presentation of results

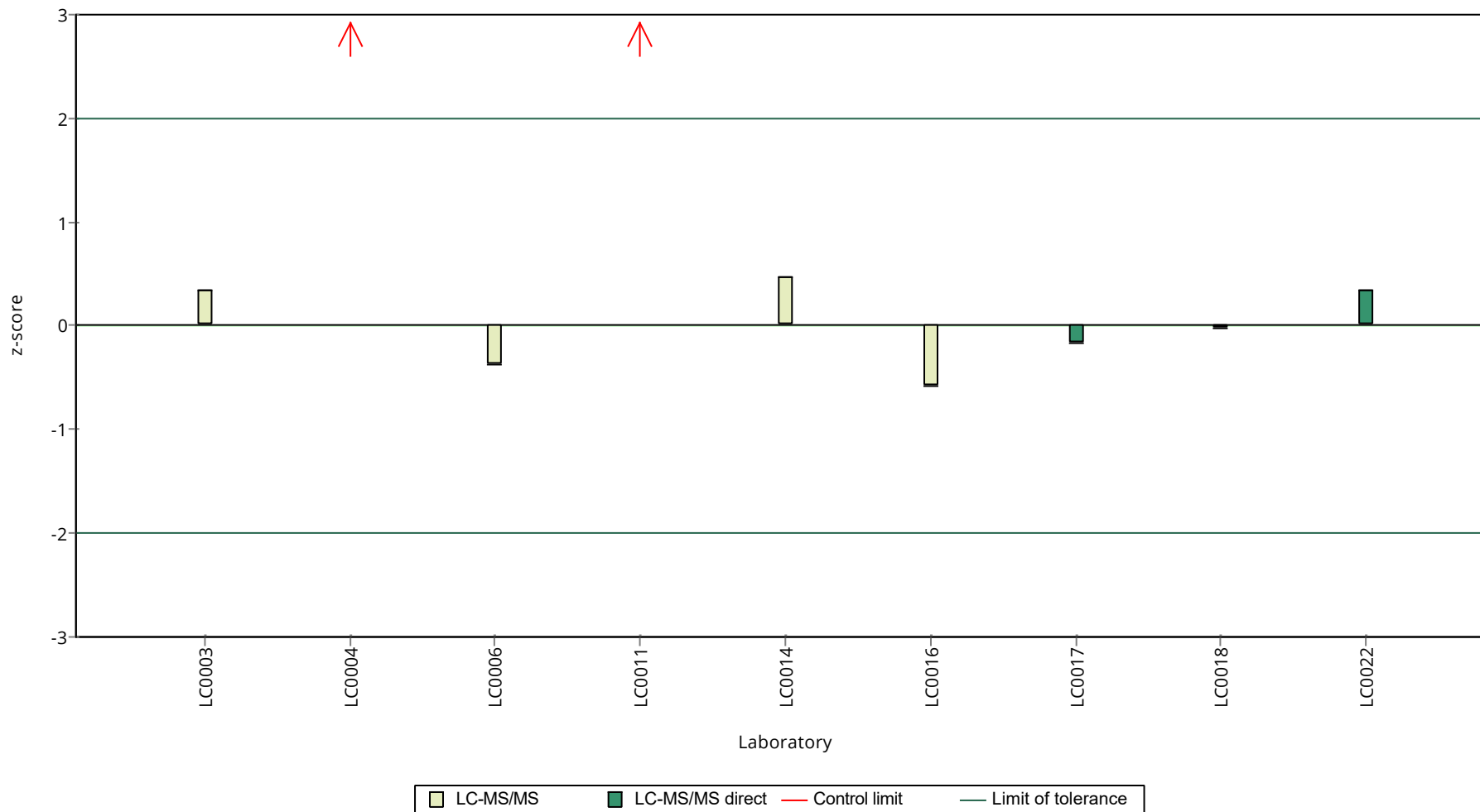
Results



**Recovery rate**



**z-Score**



Parameter oriented report Herbicides/pesticides - H003

Sample: H003B, Parameter: Alachlor-t-sulfonic acid (Alachlor-ESA)

## Parameter oriented report

### H003 B

#### Alachlor-t-sulfonic acid (Alachlor-ESA)

Unit	µg/l
Assigned value ± U (k=2)	0.29 ± 0.0395
Criterion	0.0608 (21 %)
Minimum - Maximum	0.196 - 0.408
Control test value ± U (k=2)	0.280 ± 0.0561

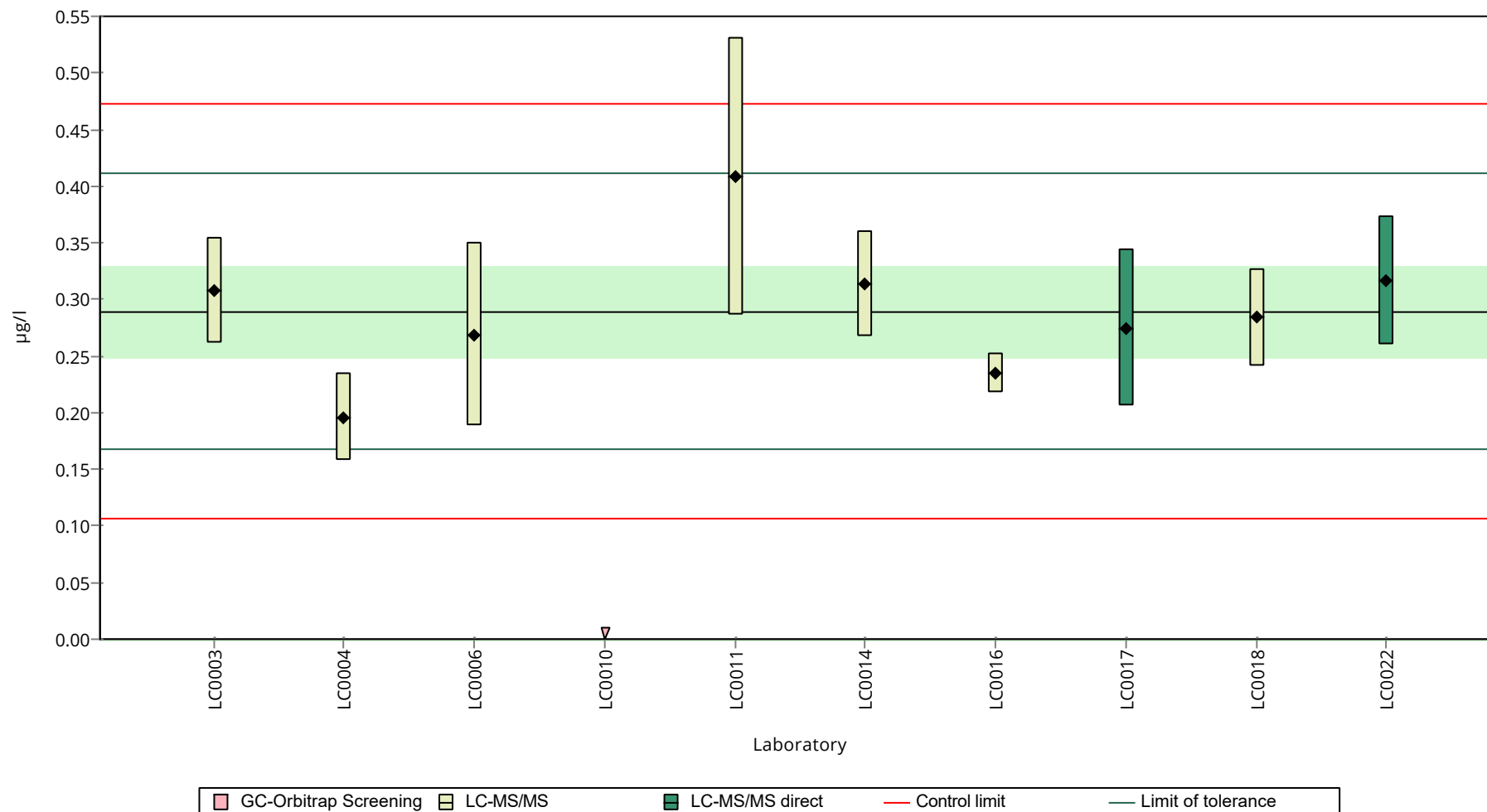
Labcode	Result ± U	Recovery [%]	z-Score	Comments
LC0001	- ± -	-	-	
LC0002	- ± -	-	-	
LC0003	0.308 ± 0.0462	106	0.3	
LC0004	0.196 ± 0.039	67.7	-1.54	
LC0005	- ± -	-	-	
LC0006	0.269 ± 0.0807	92.9	-0.34	
LC0007	- ± -	-	-	
LC0008	- ± -	-	-	
LC0009	- ± -	-	-	
LC0010	<0.01 (LOD) ± -	-	-	FN
LC0011	0.408 ± 0.1224	141	1.95	
LC0012	- ± -	-	-	
LC0013	- ± -	-	-	
LC0014	0.314 ± 0.047	108	0.4	
LC0015	- ± -	-	-	
LC0016	0.235 ± 0.018	81.2	-0.9	
LC0017	0.275 ± 0.069	95	-0.24	
LC0018	0.284 ± 0.043	98.1	-0.09	
LC0019	- ± -	-	-	
LC0020	- ± -	-	-	
LC0021	- ± -	-	-	
LC0022	0.317 ± 0.057	109	0.45	
LC0023	- ± -	-	-	
LC0024	- ± -	-	-	
LC0025	- ± -	-	-	

#### Characteristics of parameter

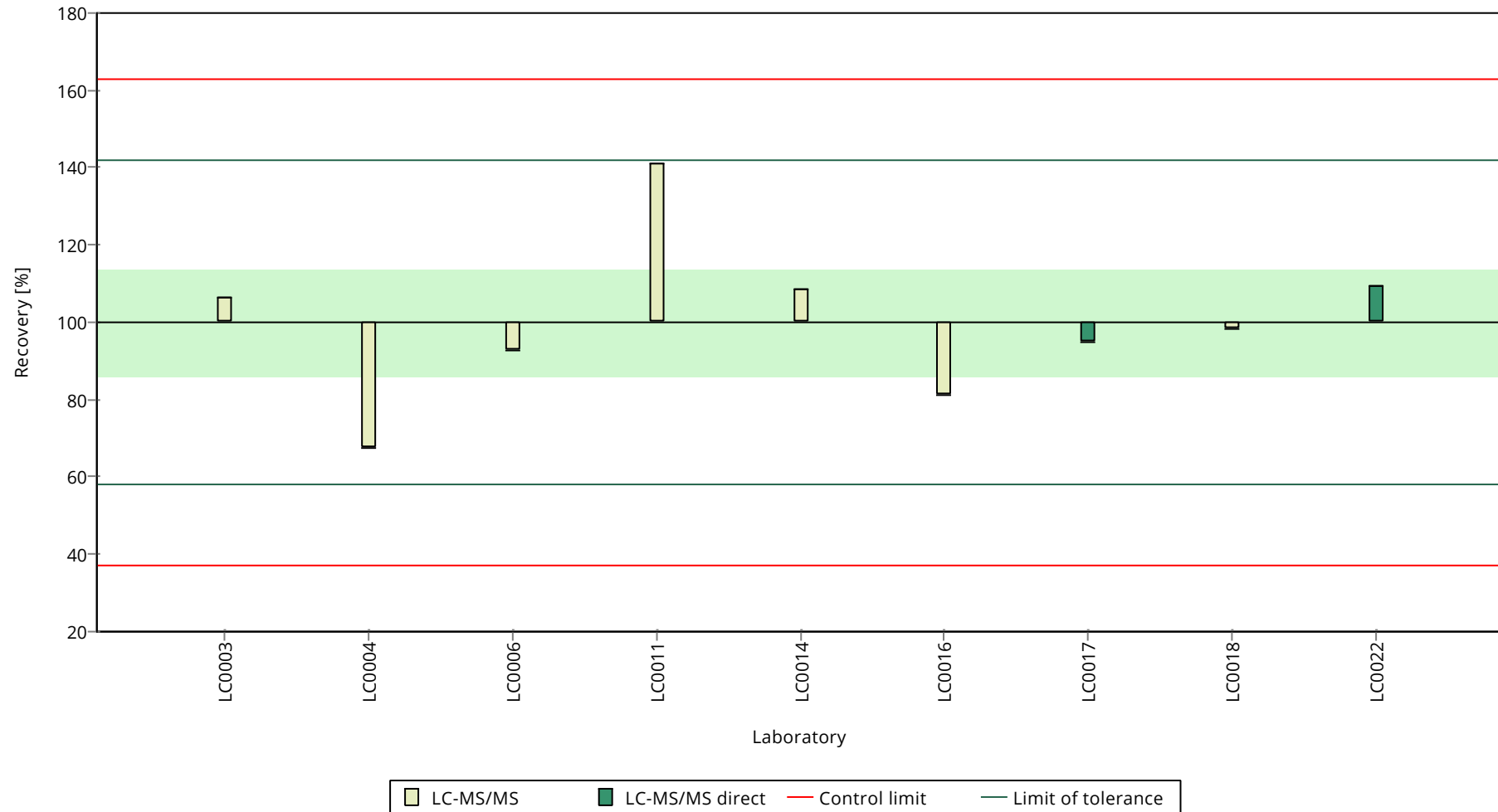
	all results	without outliers	Unit
Mean ± CI (99%)	0.29 ± 0.0593	0.29 ± 0.0593	µg/l
Minimum	0.196	0.196	µg/l
Maximum	0.408	0.408	µg/l
Standard deviation	0.0593	0.0593	µg/l
rel. standard deviation	20.5	20.5	%
n	9	9	-

**Graphical presentation of results**

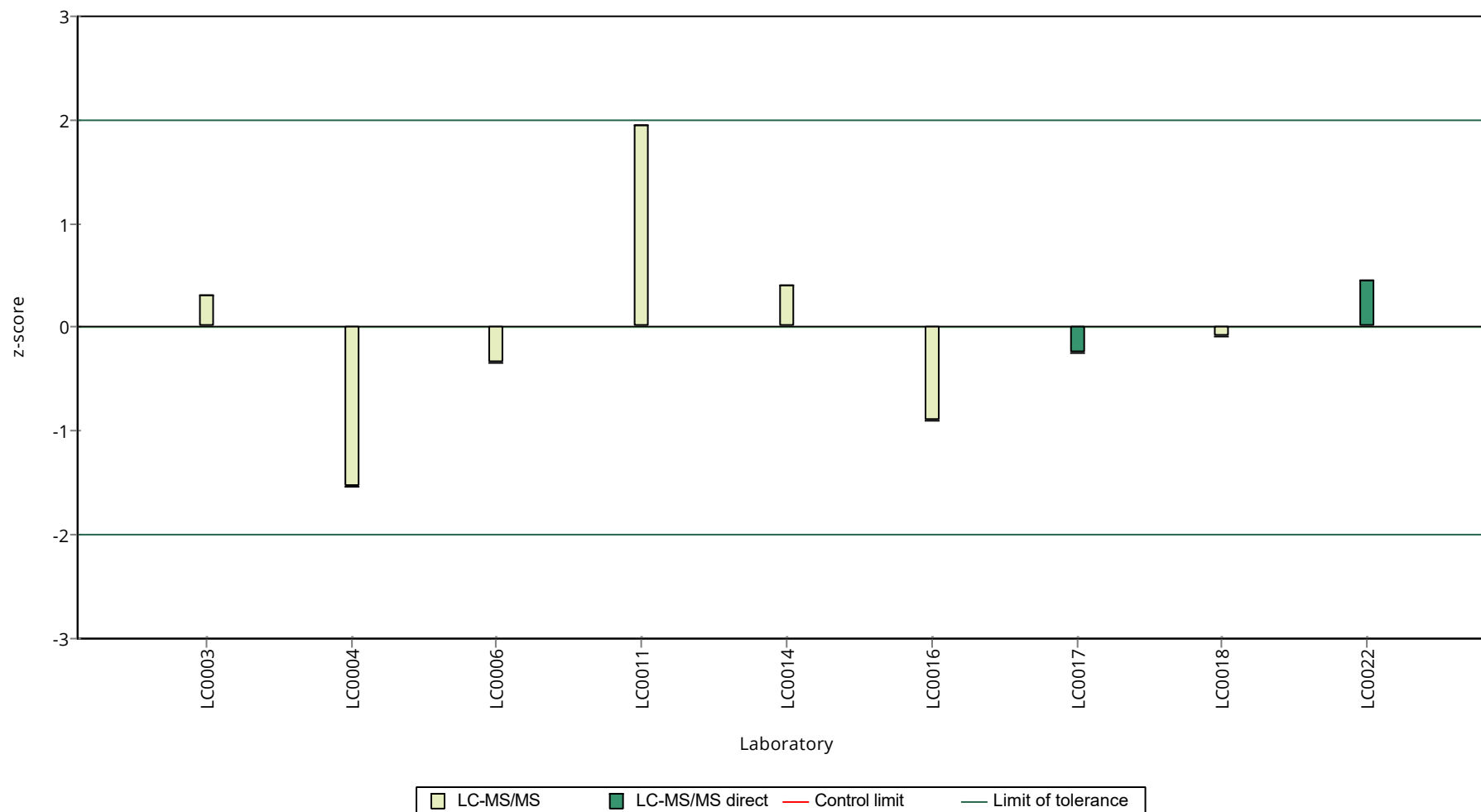
**Results**



**Recovery rate**



**z-Score**



Parameter oriented report Herbicides/pesticides -  
H003

Sample: H003A, Parameter: AMPA

## Parameter oriented report

### H003 A

#### AMPA

Unit	µg/l
Assigned value ± U (k=2)	1 ± 0.0378
Criterion	0.13 (13 %)
Minimum - Maximum	0.949 - 1.09
Control test value ± U (k=2)	0.920 ± 0.322

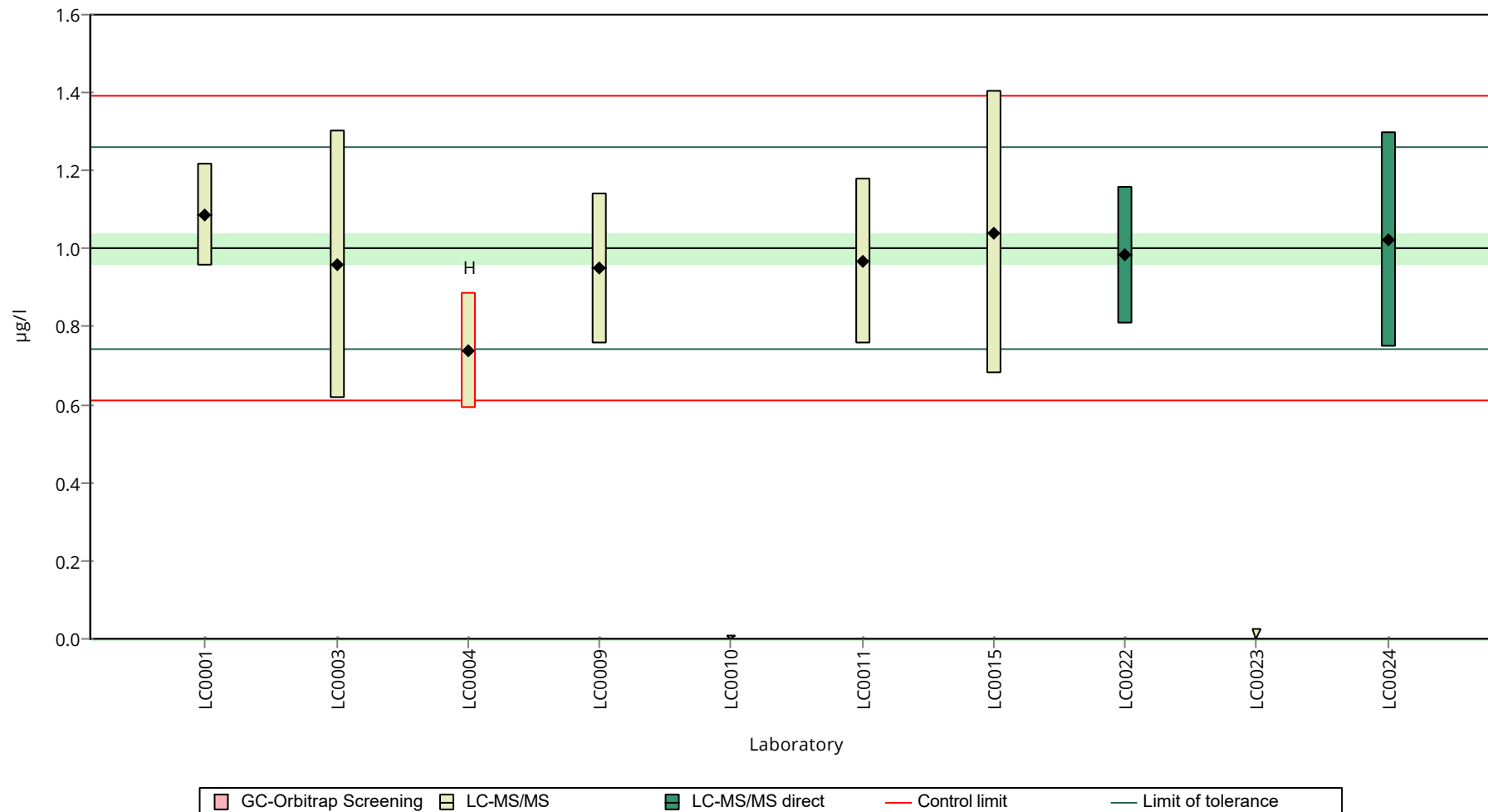
Labcode	Result ± U	Recovery [%]	z-Score	Comments
LC0001	1.086 ± 0.13	108	0.65	
LC0002	- ± -	-	-	
LC0003	0.96 ± 0.345	95.9	-0.32	
LC0004	0.74 ± 0.148	73.9	-2.01	H
LC0005	- ± -	-	-	
LC0006	- ± -	-	-	
LC0007	- ± -	-	-	
LC0008	- ± -	-	-	
LC0009	0.949 ± 0.1945	94.8	-0.4	
LC0010	<0.01 (LOD) ± -	-	-	FN
LC0011	0.968 ± 0.213	96.7	-0.25	
LC0012	- ± -	-	-	
LC0013	- ± -	-	-	
LC0014	- ± -	-	-	
LC0015	1.041 ± 0.364	104	0.31	
LC0016	- ± -	-	-	
LC0017	- ± -	-	-	
LC0018	- ± -	-	-	
LC0019	- ± -	-	-	
LC0020	- ± -	-	-	
LC0021	- ± -	-	-	
LC0022	0.983 ± 0.177	98.2	-0.14	
LC0023	< 0.025 (LOQ) ± -	-	-	FN
LC0024	1.021 ± 0.2756	102	0.15	
LC0025	- ± -	-	-	

#### Characteristics of parameter

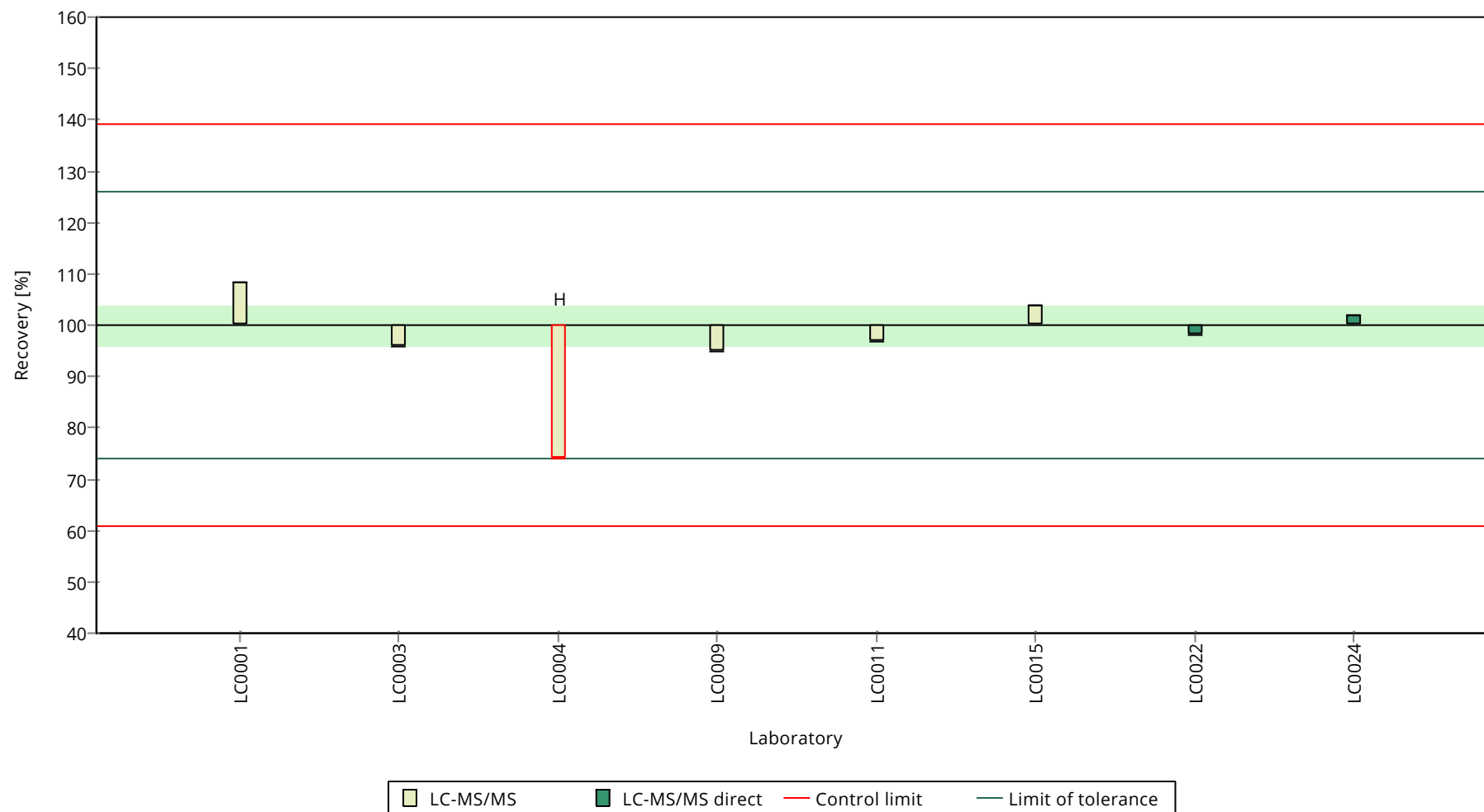
	all results	without outliers	Unit
Mean ± CI (99%)	0.969 ± 0.11	1 ± 0.0567	µg/l
Minimum	0.74	0.949	µg/l
Maximum	1.09	1.09	µg/l
Standard deviation	0.103	0.05	µg/l
rel. standard deviation	10.7	5	%
n	8	7	-

**Graphical presentation of results**

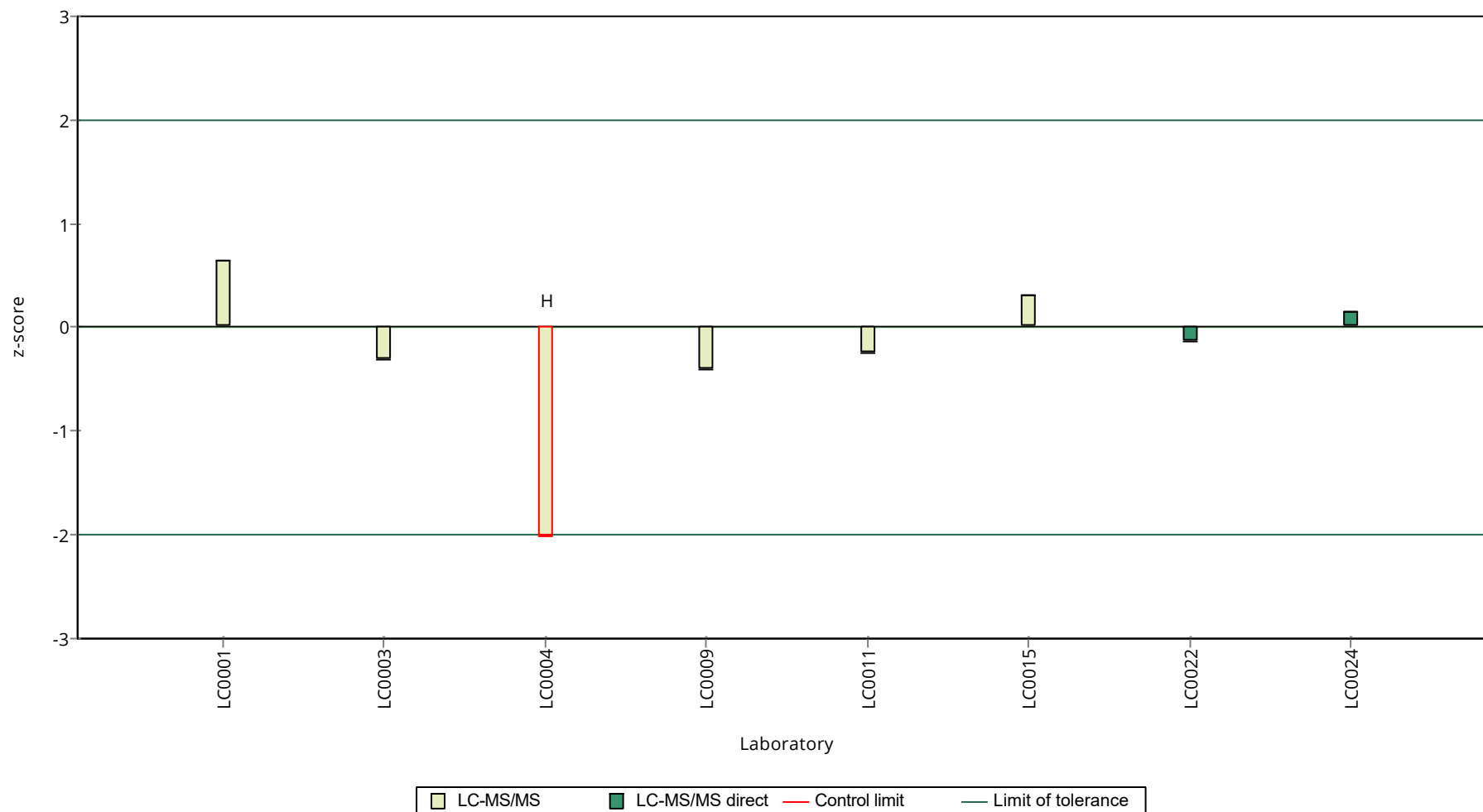
**Results**



**Recovery rate**



**z-Score**



Parameter oriented report Herbicides/pesticides -  
H003

Sample: H003B, Parameter: AMPA

## Parameter oriented report

### H003 B

#### AMPA

Unit	µg/l
Assigned value ± U (k=2)	0.562 ± 0.0415
Criterion	0.073 (13 %)
Minimum - Maximum	0.438 - 0.651
Control test value ± U (k=2)	0.552 ± 0.193

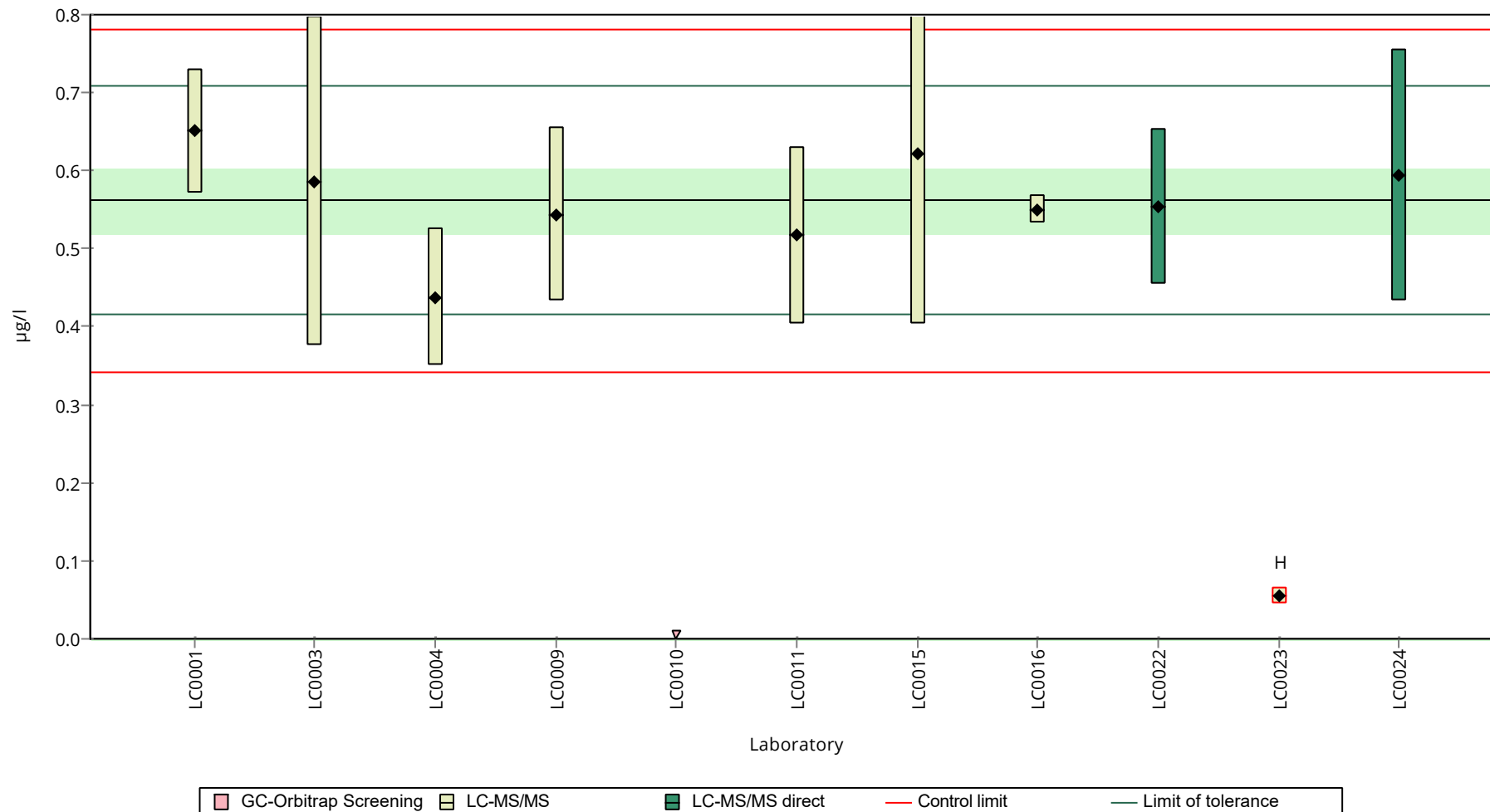
Labcode	Result ± U	Recovery [%]	z-Score	Comments
LC0001	0.651 ± 0.08	116	1.22	
LC0002	- ± -	-	-	
LC0003	0.586 ± 0.211	104	0.33	
LC0004	0.438 ± 0.088	78	-1.69	
LC0005	- ± -	-	-	
LC0006	- ± -	-	-	
LC0007	- ± -	-	-	
LC0008	- ± -	-	-	
LC0009	0.544 ± 0.1115	96.8	-0.24	
LC0010	<0.01 (LOD) ± -	-	-	FN
LC0011	0.517 ± 0.1137	92	-0.61	
LC0012	- ± -	-	-	
LC0013	- ± -	-	-	
LC0014	- ± -	-	-	
LC0015	0.621 ± 0.217	111	0.81	
LC0016	0.55 ± 0.018	97.9	-0.16	
LC0017	- ± -	-	-	
LC0018	- ± -	-	-	
LC0019	- ± -	-	-	
LC0020	- ± -	-	-	
LC0021	- ± -	-	-	
LC0022	0.554 ± 0.1	98.6	-0.11	
LC0023	0.055 ± 0.01	9.8	-6.94	H
LC0024	0.5943 ± 0.1605	106	0.45	
LC0025	- ± -	-	-	

#### Characteristics of parameter

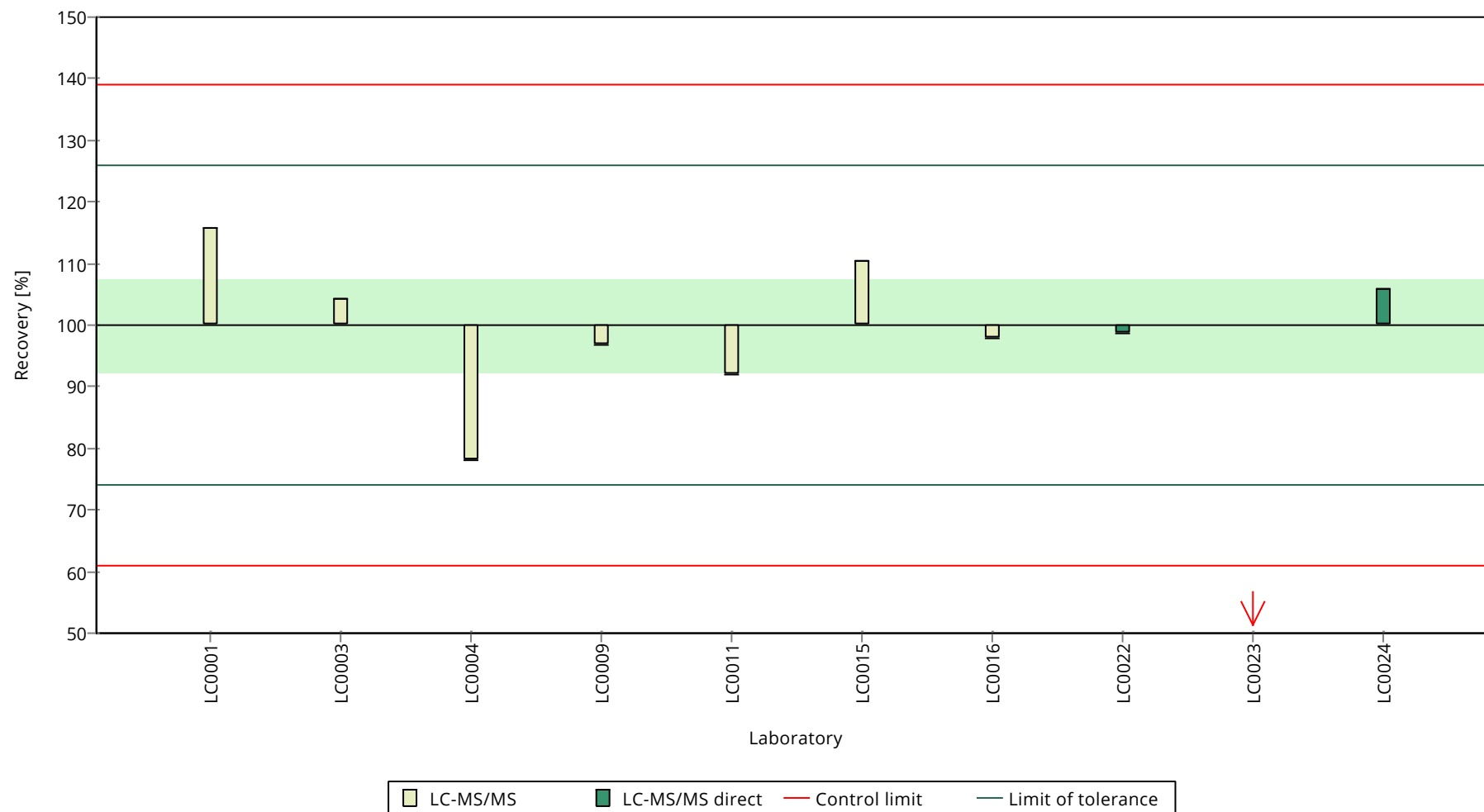
	all results	without outliers	Unit
Mean ± CI (99%)	0.511 ± 0.162	0.562 ± 0.0622	µg/l
Minimum	0.055	0.438	µg/l
Maximum	0.651	0.651	µg/l
Standard deviation	0.171	0.0622	µg/l
rel. standard deviation	33.4	11.1	%
n	10	9	-

Graphical presentation of results

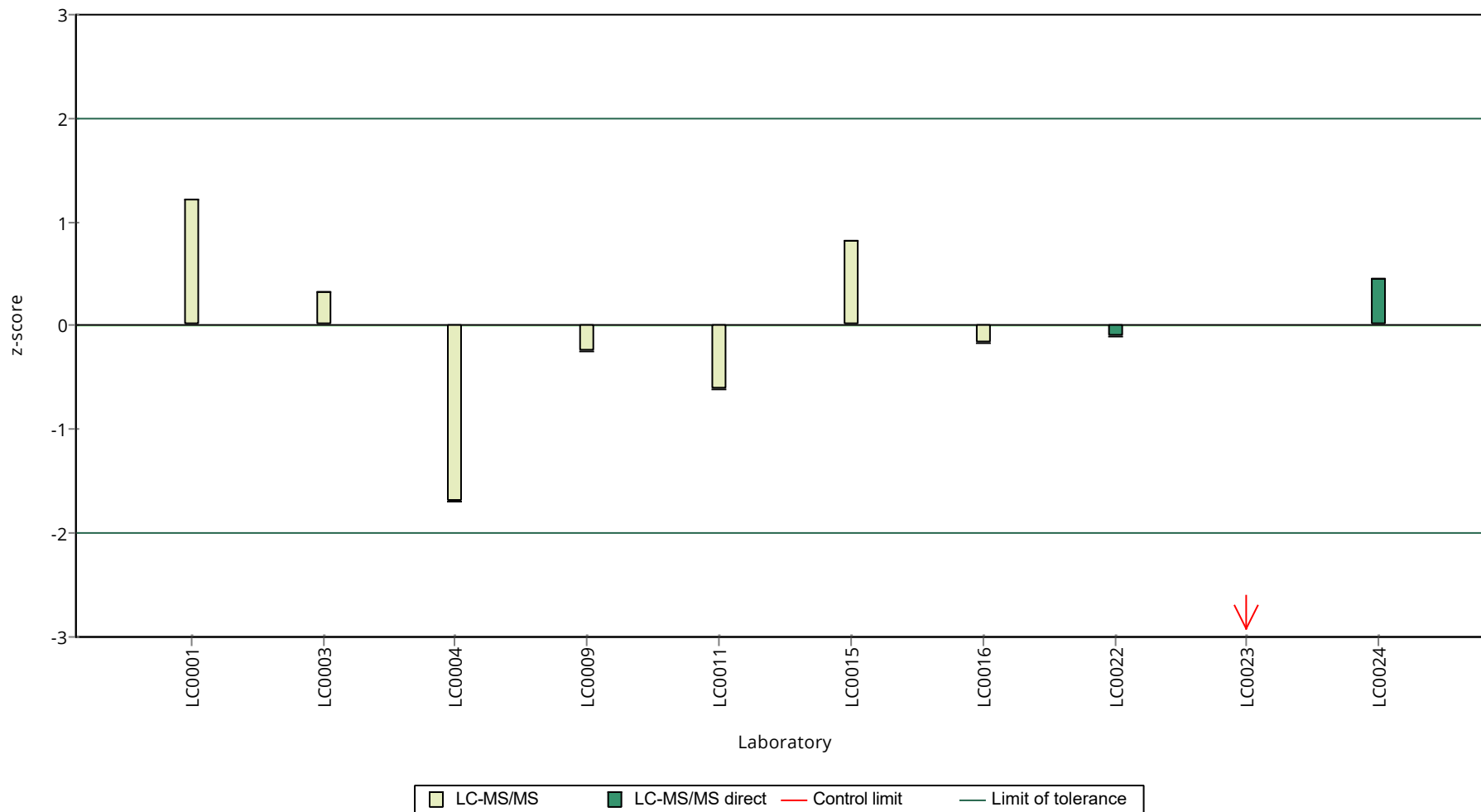
Results



**Recovery rate**



**z-score**



Parameter oriented report Herbicides/pesticides -  
H003

Sample: H003A, Parameter: Atrazine

## Parameter oriented report

### H003 A

#### Atrazine

Unit	µg/l
Assigned value ± U (k=2)	0.153 ± 0.00407
Criterion	0.0168 (11 %)
Minimum - Maximum	0.128 - 0.168
Control test value ± U (k=2)	0.145 ± 0.0362

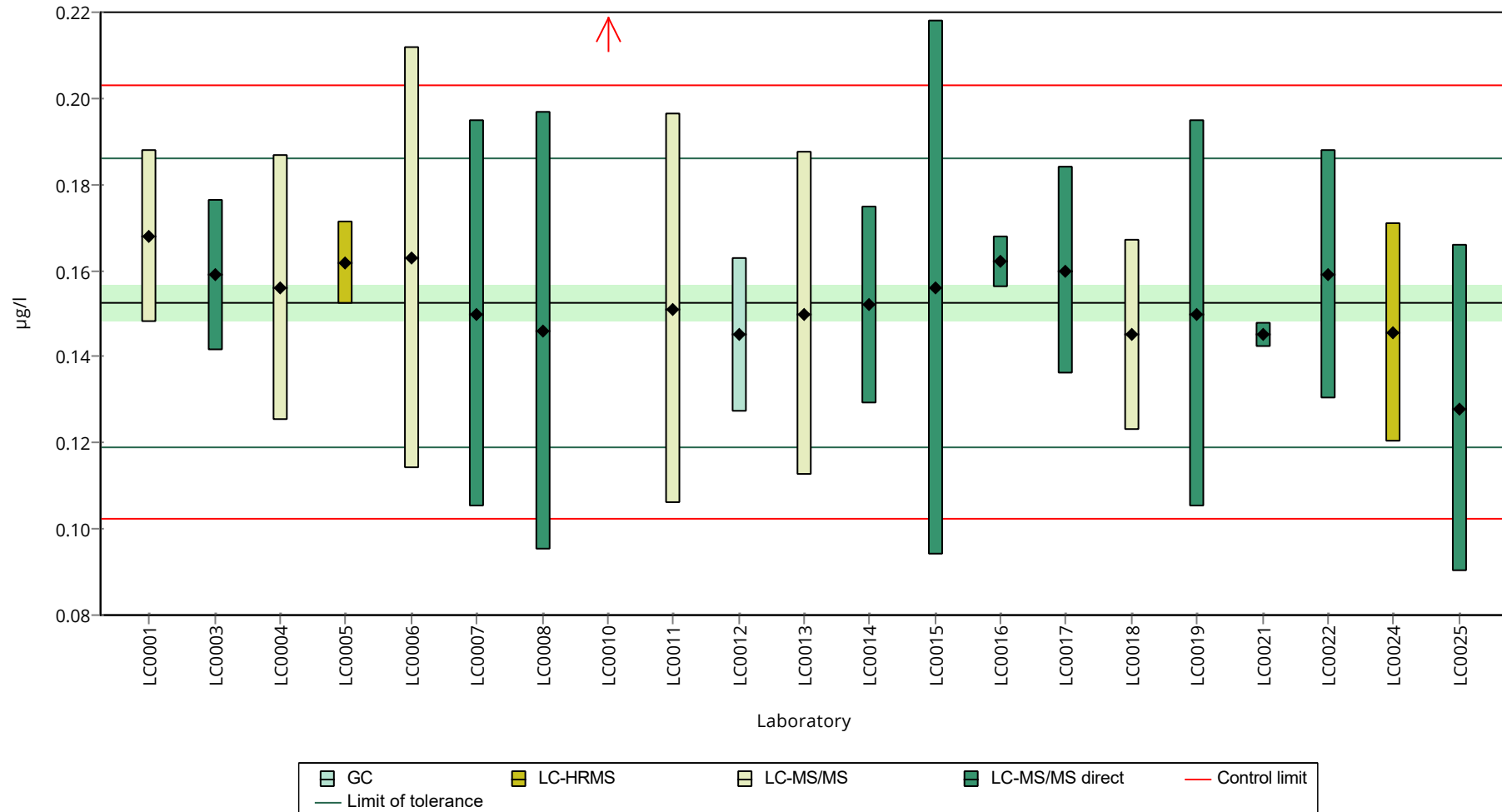
Labcode	Result ± U	Recovery [%]	z-Score	Comments
LC0001	0.168 ± 0.02	110	0.92	
LC0002	- ± -	-	-	
LC0003	0.159 ± 0.0175	104	0.38	
LC0004	0.156 ± 0.031	102	0.2	
LC0005	0.16186 ± 0.00955	106	0.55	
LC0006	0.163 ± 0.0489	107	0.62	
LC0007	0.15 ± 0.045	98.3	-0.16	
LC0008	0.146 ± 0.051	95.7	-0.4	
LC0009	- ± -	-	-	
LC0010	0.25 ± 0.125	164	5.8	H
LC0011	0.151 ± 0.0453	98.9	-0.1	
LC0012	0.1451 ± 0.018	95.1	-0.45	
LC0013	0.15 ± 0.0375	98.3	-0.16	
LC0014	0.152 ± 0.023	99.6	-0.04	
LC0015	0.156 ± 0.062	102	0.2	
LC0016	0.162 ± 0.006	106	0.56	
LC0017	0.16 ± 0.024	105	0.44	
LC0018	0.145 ± 0.022	95	-0.45	
LC0019	0.15 ± 0.045	98.3	-0.16	
LC0020	- ± -	-	-	
LC0021	0.145 ± 0.003	95	-0.45	
LC0022	0.159 ± 0.029	104	0.38	
LC0023	- ± -	-	-	
LC0024	0.1457 ± 0.0254	95.5	-0.41	
LC0025	0.128 ± 0.038	83.9	-1.47	

#### Characteristics of parameter

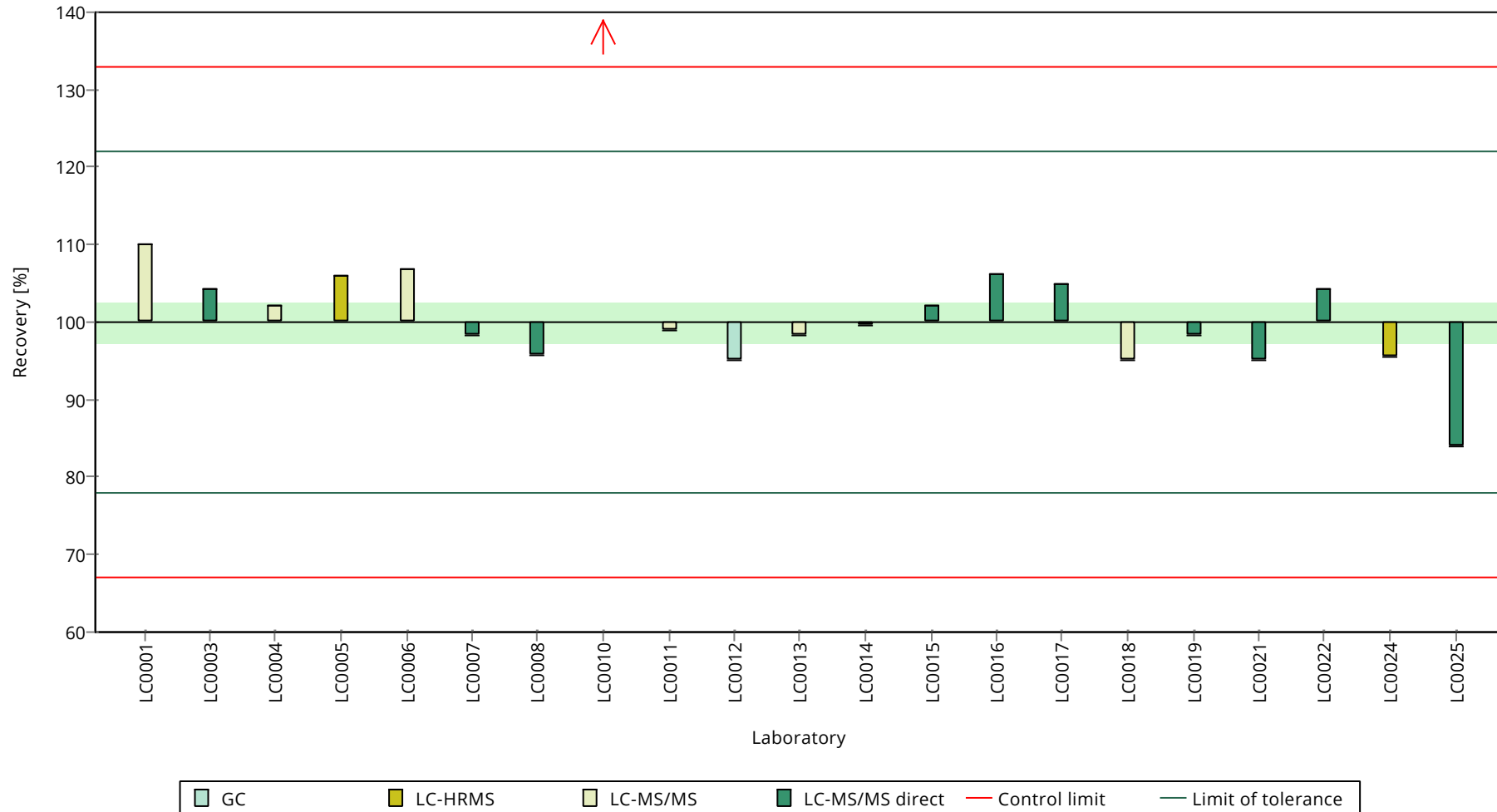
	all results	without outliers	Unit
Mean ± CI (99%)	0.157 ± 0.0151	0.153 ± 0.0061	µg/l
Minimum	0.128	0.128	µg/l
Maximum	0.25	0.168	µg/l
Standard deviation	0.023	0.00909	µg/l
rel. standard deviation	14.6	5.96	%
n	21	20	-

Graphical presentation of results

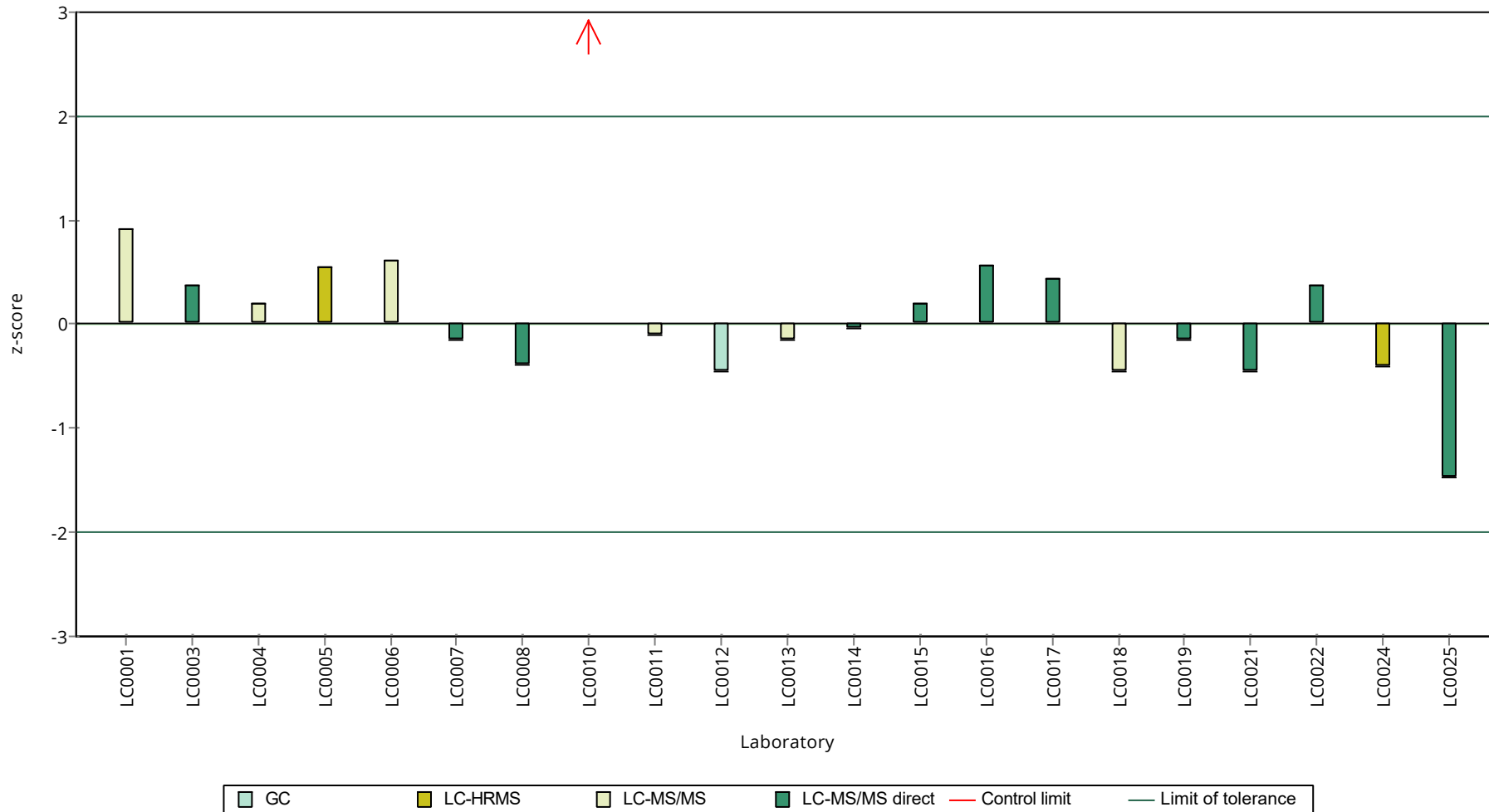
Results



**Recovery rate**



**z-score**



Parameter oriented report Herbicides/pesticides -  
H003

Sample: H003B, Parameter: Atrazine

## Parameter oriented report

### H003 B

#### Atrazine

Unit	µg/l
Assigned value ± U (k=2)	0.658 ± 0.0171
Criterion	0.0724 (11 %)
Minimum - Maximum	0.569 - 0.731
Control test value ± U (k=2)	0.618 ± 0.154

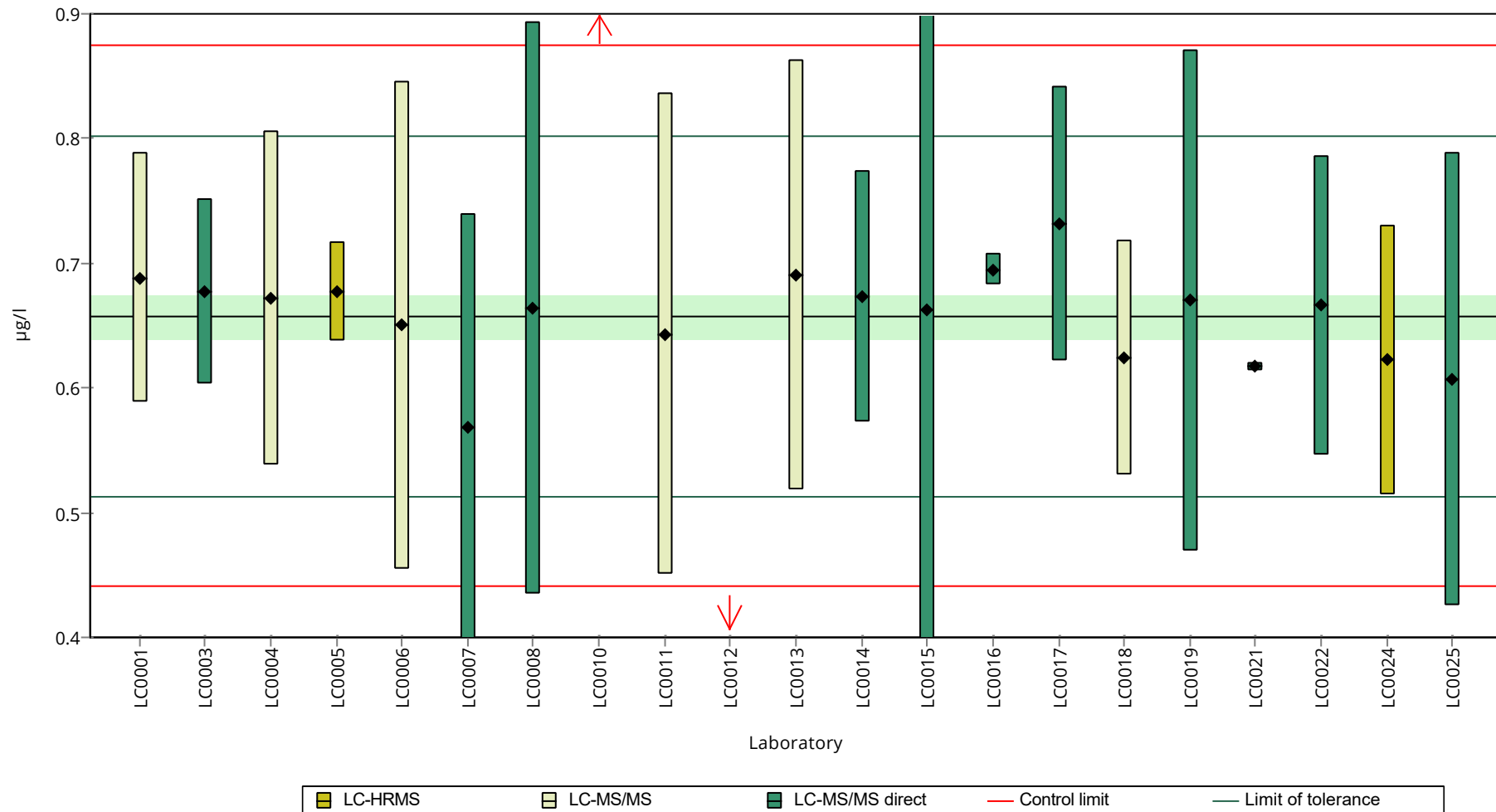
Labcode	Result ± U	Recovery [%]	z-Score	Comments
LC0001	0.688 ± 0.1	105	0.42	
LC0002	- ± -	-	-	
LC0003	0.677 ± 0.0745	103	0.27	
LC0004	0.672 ± 0.134	102	0.2	
LC0005	0.6768 ± 0.03993	103	0.26	
LC0006	0.65 ± 0.195	98.8	-0.11	
LC0007	0.569 ± 0.171	86.5	-1.23	
LC0008	0.664 ± 0.23	101	0.09	
LC0009	- ± -	-	-	
LC0010	1 ± 0.5	152	4.73	H
LC0011	0.643 ± 0.1929	97.8	-0.2	
LC0012	0.2444 ± 0.029	37.2	-5.71	H
LC0013	0.69 ± 0.1725	105	0.45	
LC0014	0.673 ± 0.101	102	0.21	
LC0015	0.662 ± 0.265	101	0.06	
LC0016	0.695 ± 0.013	106	0.51	
LC0017	0.731 ± 0.11	111	1.01	
LC0018	0.624 ± 0.094	94.9	-0.47	
LC0019	0.67 ± 0.201	102	0.17	
LC0020	- ± -	-	-	
LC0021	0.617 ± 0.003	93.8	-0.56	
LC0022	0.666 ± 0.12	101	0.11	
LC0023	- ± -	-	-	
LC0024	0.6223 ± 0.1085	94.6	-0.49	
LC0025	0.607 ± 0.182	92.3	-0.7	

#### Characteristics of parameter

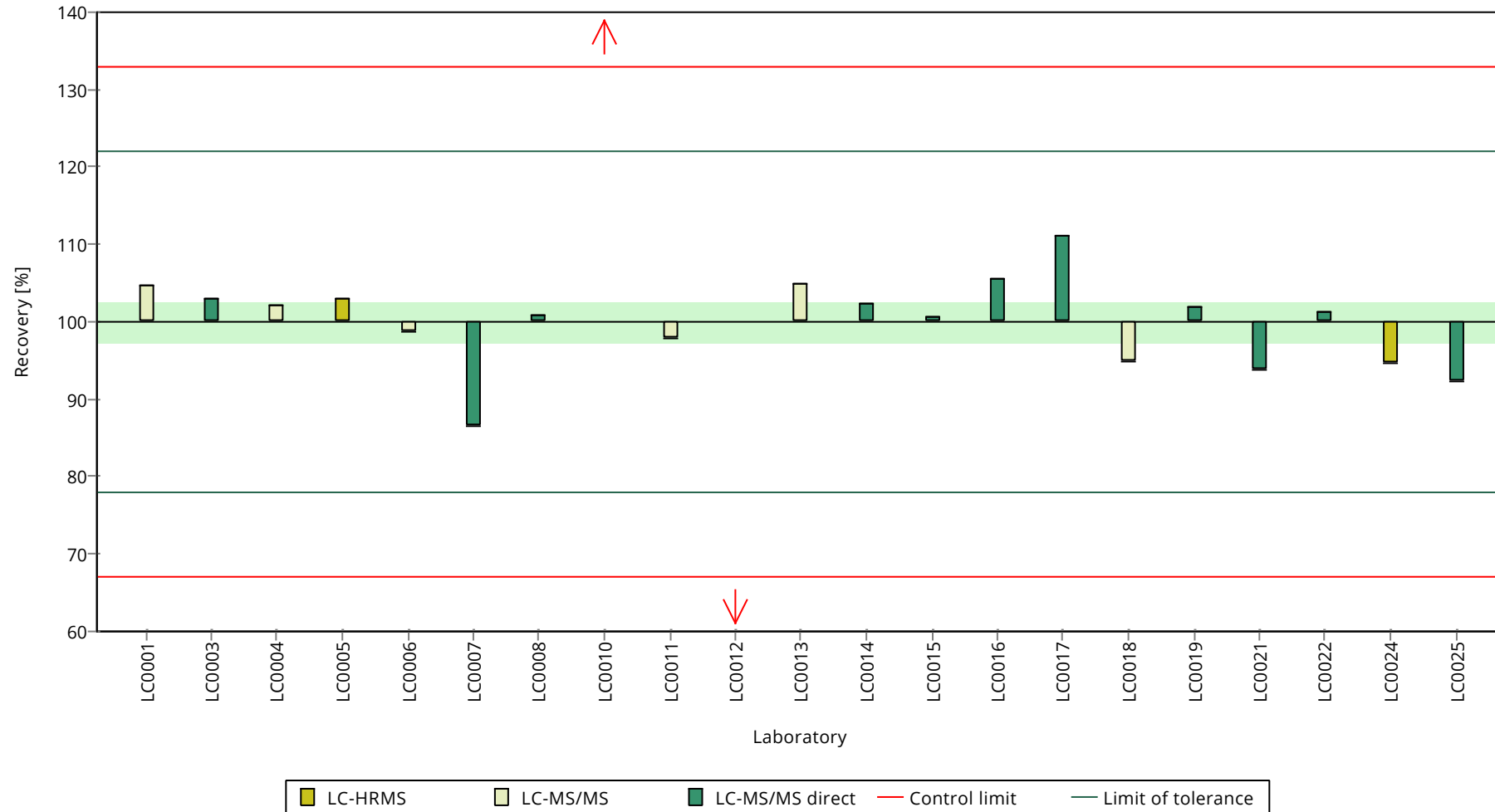
	all results	without outliers	Unit
Mean ± CI (99%)	0.654 ± 0.0819	0.658 ± 0.0256	µg/l
Minimum	0.244	0.569	µg/l
Maximum	1	0.731	µg/l
Standard deviation	0.125	0.0372	µg/l
rel. standard deviation	19.1	5.66	%
n	21	19	-

Graphical presentation of results

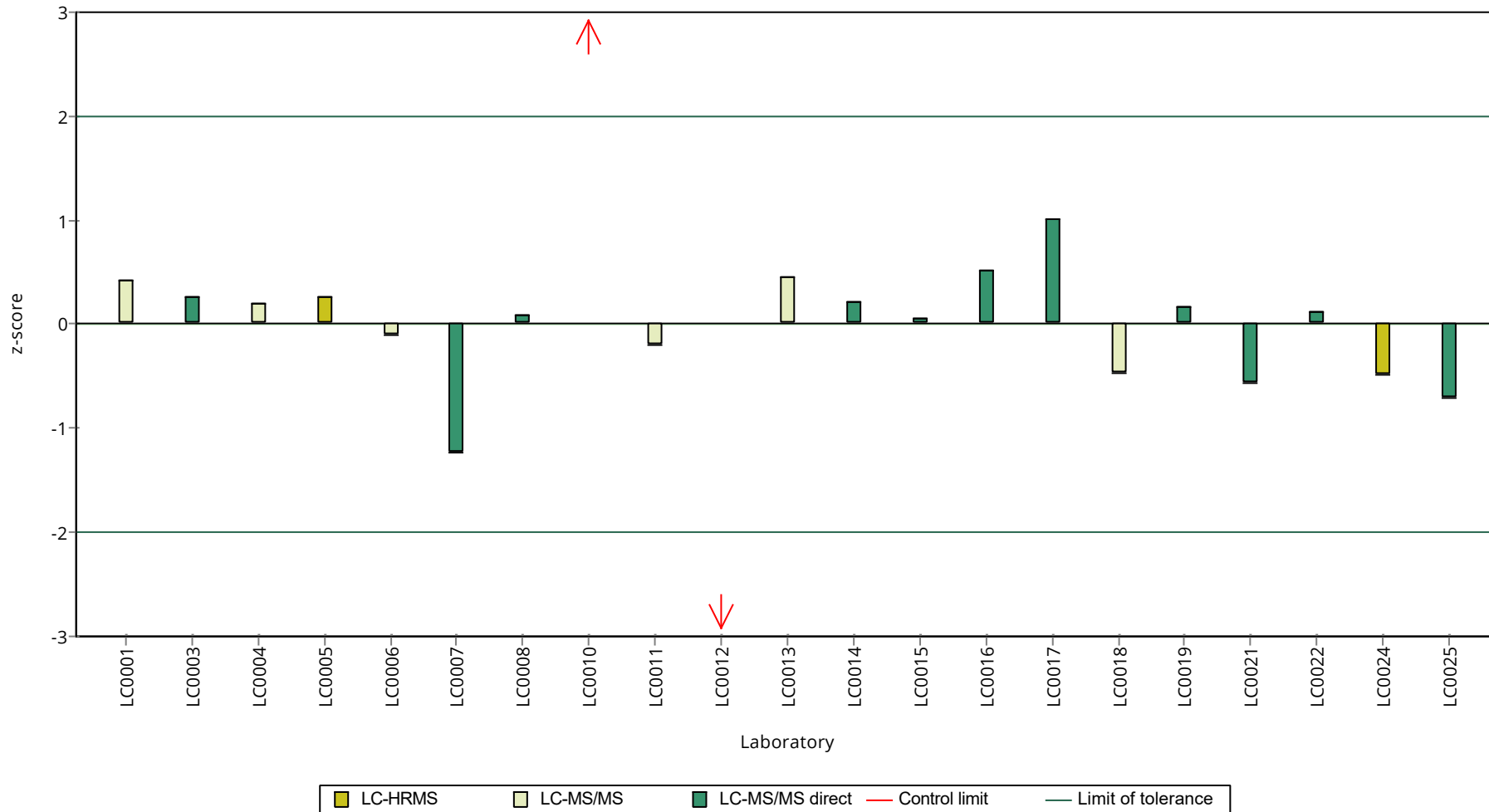
Results



**Recovery rate**



**z-Score**



Parameter oriented report Herbicides/pesticides - H003

Sample: H003A, Parameter: Atrazine-desethyl

## Parameter oriented report

### H003 A

#### Atrazine-desethyl

Unit	µg/l
Assigned value ± U (k=2)	0.594 ± 0.0215
Criterion	0.0712 (12 %)
Minimum - Maximum	0.51 - 0.709
Control test value ± U (k=2)	0.572 ± 0.114

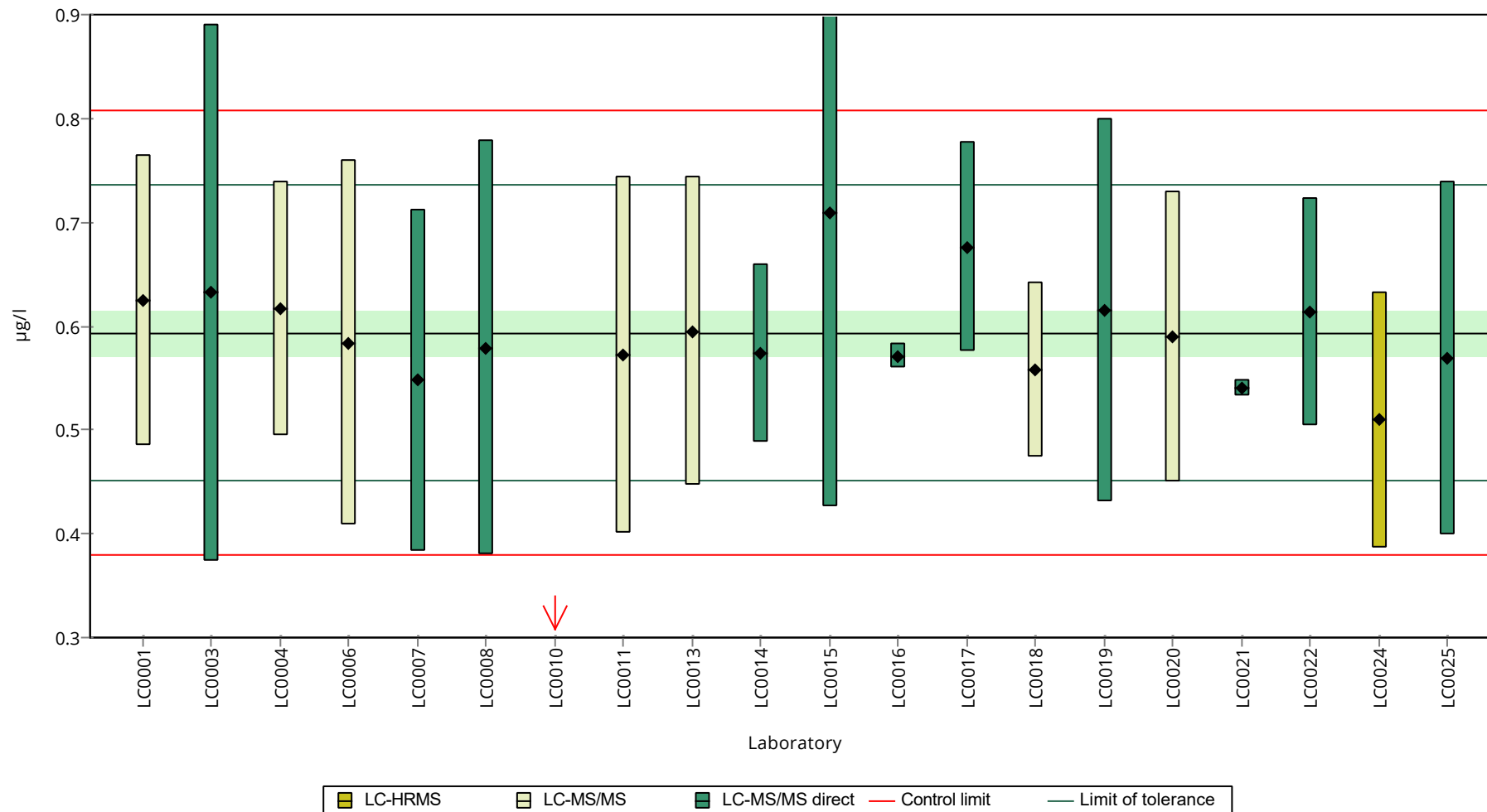
Labcode	Result ± U	Recovery [%]	z-Score	Comments
LC0001	0.625 ± 0.14	105	0.44	
LC0002	- ± -	-	-	
LC0003	0.632 ± 0.259	106	0.54	
LC0004	0.617 ± 0.123	104	0.33	
LC0005	- ± -	-	-	
LC0006	0.584 ± 0.1752	98.4	-0.13	
LC0007	0.548 ± 0.165	92.3	-0.64	
LC0008	0.579 ± 0.2	97.5	-0.2	
LC0009	- ± -	-	-	
LC0010	0.1 ± 0.05	16.8	-6.93	H
LC0011	0.572 ± 0.1716	96.4	-0.3	
LC0012	- ± -	-	-	
LC0013	0.595 ± 0.1488	100	0.02	
LC0014	0.574 ± 0.086	96.7	-0.27	
LC0015	0.709 ± 0.283	119	1.62	
LC0016	0.571 ± 0.012	96.2	-0.32	
LC0017	0.676 ± 0.101	114	1.16	
LC0018	0.558 ± 0.084	94	-0.5	
LC0019	0.615 ± 0.1845	104	0.3	
LC0020	0.59 ± 0.14	99.4	-0.05	
LC0021	0.541 ± 0.008	91.1	-0.74	
LC0022	0.613 ± 0.11	103	0.27	
LC0023	- ± -	-	-	
LC0024	0.5097 ± 0.1234	85.9	-1.18	
LC0025	0.569 ± 0.171	95.9	-0.34	

#### Characteristics of parameter

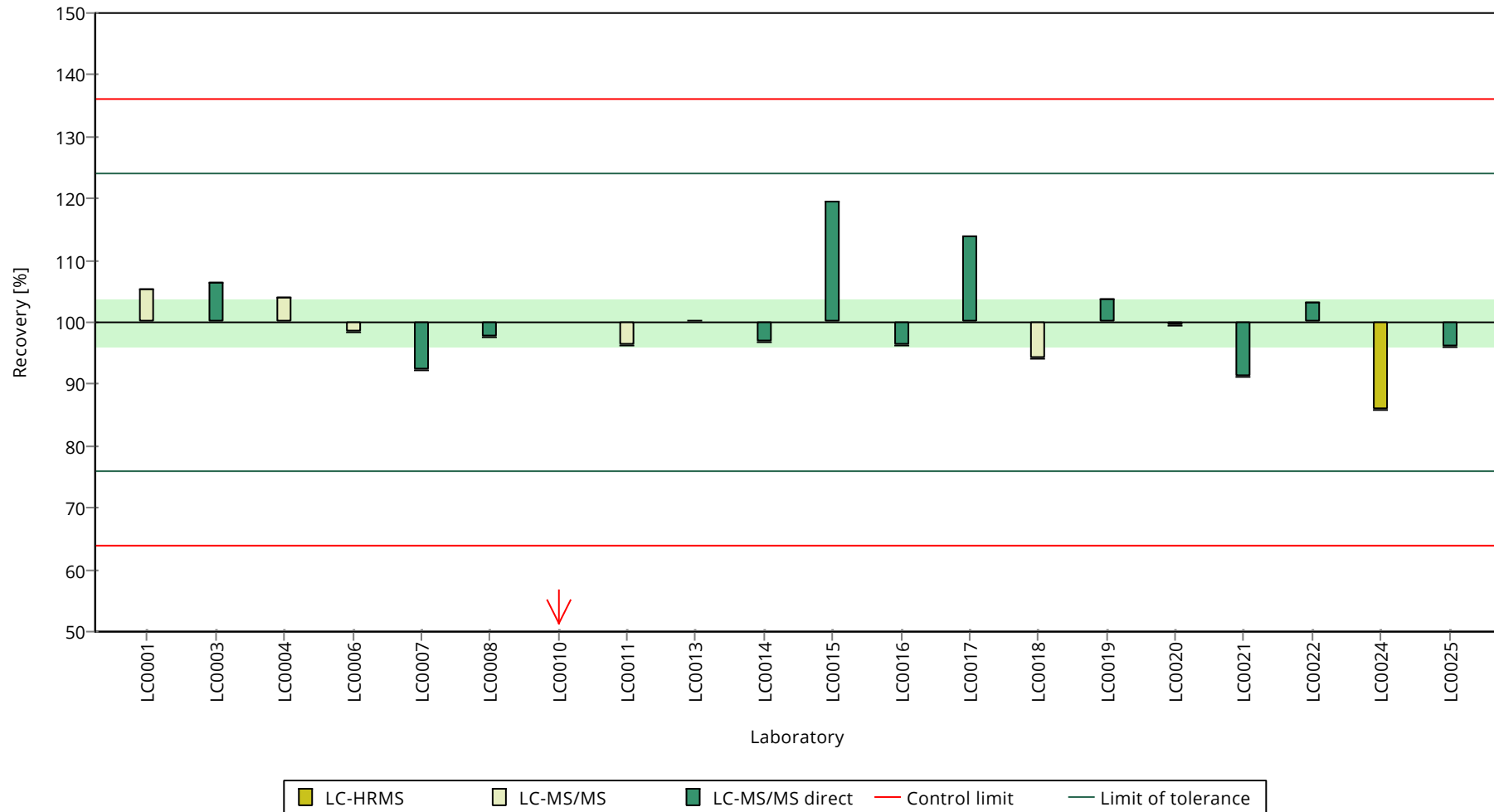
	all results	without outliers	Unit
Mean ± CI (99%)	0.569 ± 0.0801	0.594 ± 0.0322	µg/l
Minimum	0.1	0.51	µg/l
Maximum	0.709	0.709	µg/l
Standard deviation	0.119	0.0468	µg/l
rel. standard deviation	21	7.88	%
n	20	19	-

Graphical presentation of results

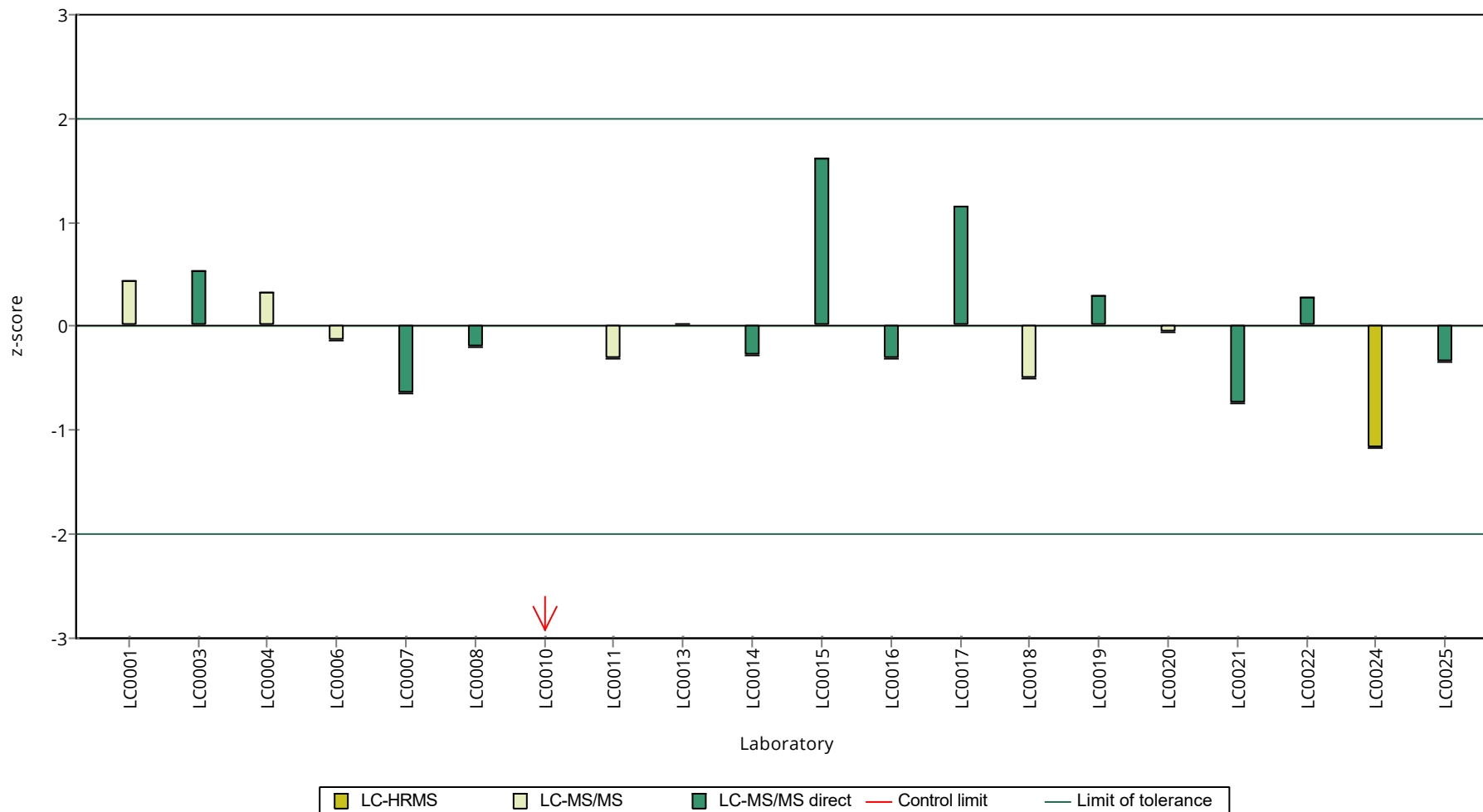
Results



**Recovery rate**



**z-Score**



Parameter oriented report Herbicides/pesticides - H003

Sample: H003B, Parameter: Atrazine-desethyl

## Parameter oriented report

### H003 B

#### Atrazine-desethyl

Unit	µg/l
Assigned value ± U (k=2)	0.275 ± 0.0128
Criterion	0.033 (12 %)
Minimum - Maximum	0.221 - 0.322
Control test value ± U (k=2)	0.273 ± 0.0546

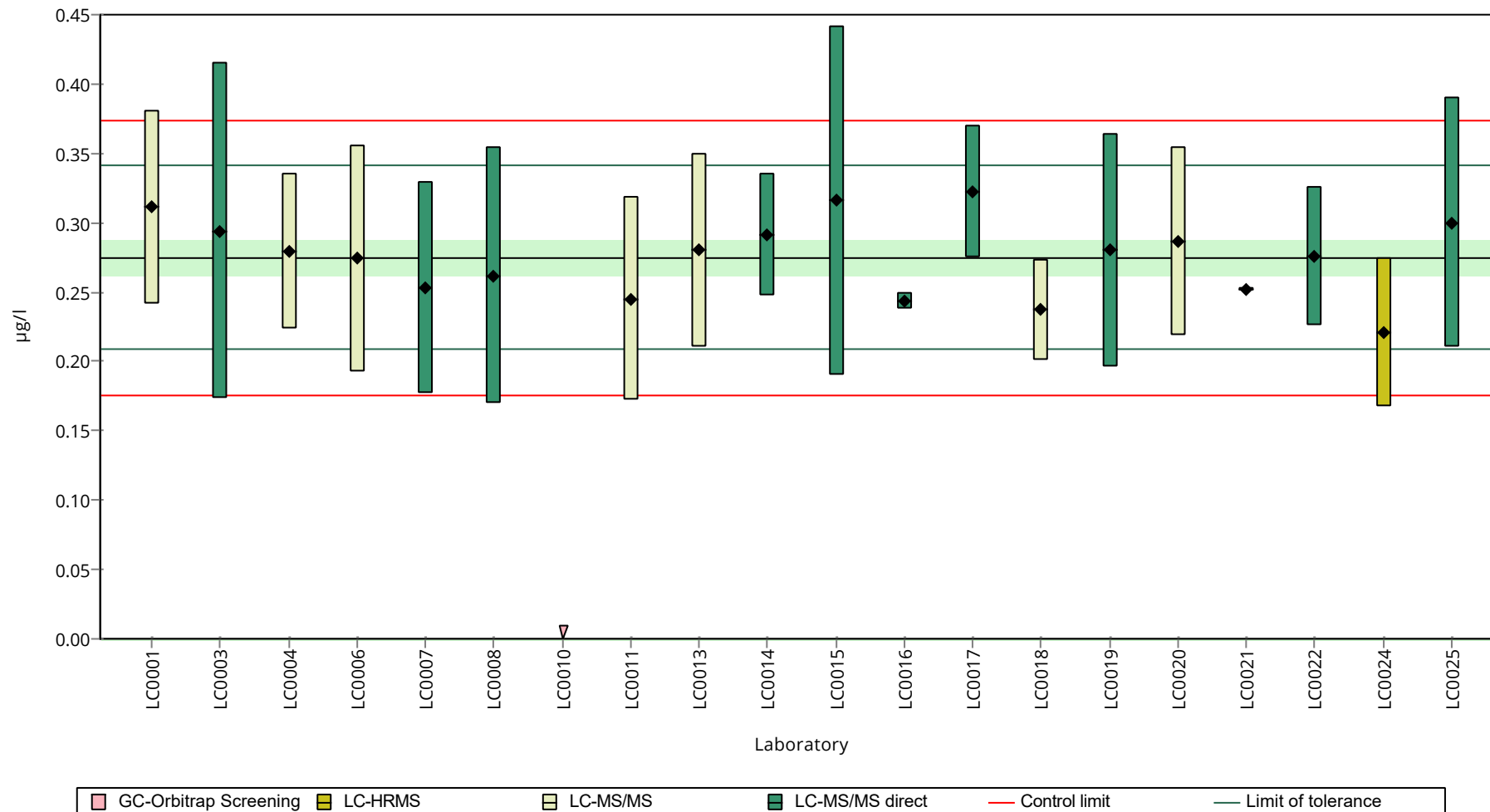
Labcode	Result ± U	Recovery [%]	z-Score	Comments
LC0001	0.311 ± 0.07	113	1.09	
LC0002	- ± -	-	-	
LC0003	0.294 ± 0.121	107	0.58	
LC0004	0.279 ± 0.056	101	0.12	
LC0005	- ± -	-	-	
LC0006	0.274 ± 0.0822	99.7	-0.03	
LC0007	0.253 ± 0.076	92	-0.66	
LC0008	0.262 ± 0.092	95.3	-0.39	
LC0009	- ± -	-	-	
LC0010	<0.01 (LOD) ± -	-	-	FN
LC0011	0.245 ± 0.0735	89.1	-0.91	
LC0012	- ± -	-	-	
LC0013	0.28 ± 0.07	102	0.15	
LC0014	0.291 ± 0.044	106	0.49	
LC0015	0.316 ± 0.126	115	1.25	
LC0016	0.243 ± 0.006	88.4	-0.97	
LC0017	0.322 ± 0.048	117	1.43	
LC0018	0.237 ± 0.036	86.2	-1.15	
LC0019	0.28 ± 0.084	102	0.15	
LC0020	0.287 ± 0.068	104	0.37	
LC0021	0.252 ± 0.001	91.7	-0.69	
LC0022	0.276 ± 0.05	100	0.03	
LC0023	- ± -	-	-	
LC0024	0.2212 ± 0.05355	80.5	-1.63	
LC0025	0.3 ± 0.09	109	0.76	

#### Characteristics of parameter

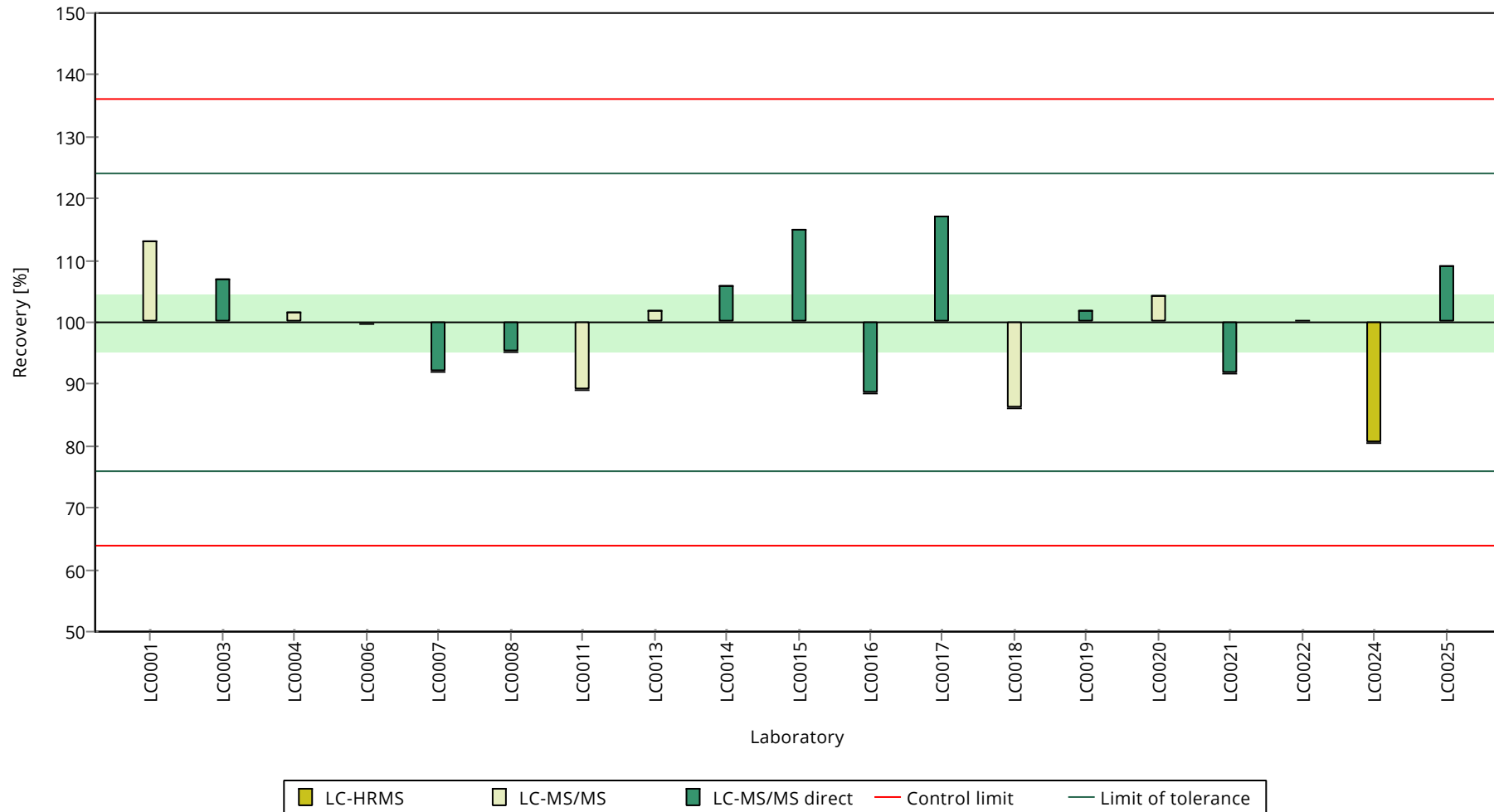
	all results	without outliers	Unit
Mean ± CI (99%)	0.275 ± 0.0193	0.275 ± 0.0193	µg/l
Minimum	0.221	0.221	µg/l
Maximum	0.322	0.322	µg/l
Standard deviation	0.028	0.028	µg/l
rel. standard deviation	10.2	10.2	%
n	19	19	-

Graphical presentation of results

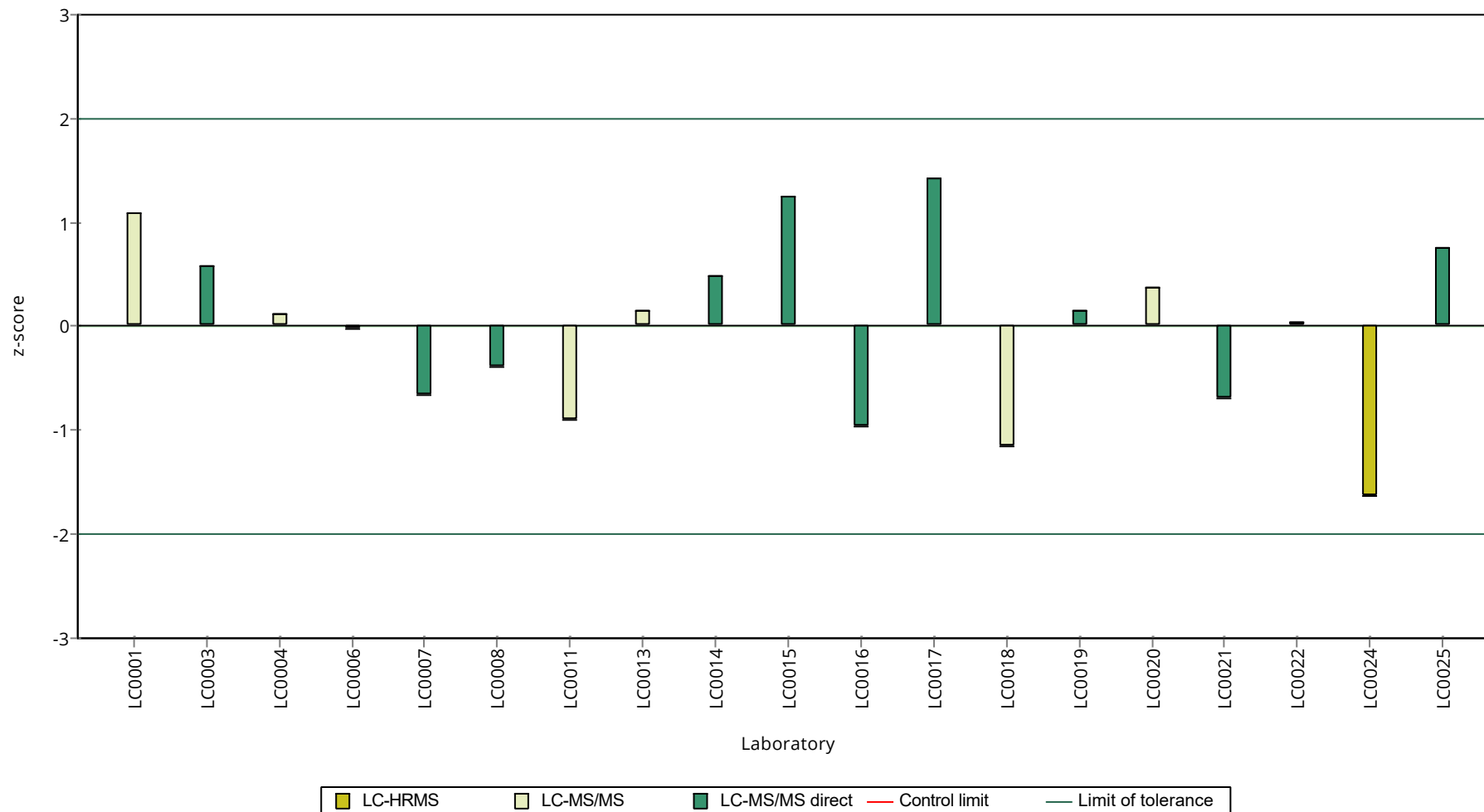
Results



**Recovery rate**



**z-Score**



Parameter oriented report Herbicides/pesticides - H003

Sample: H003A, Parameter: Atrazine-desethyl-desisopropyl

## Parameter oriented report

### H003 A

#### Atrazine-desethyl-desisopropyl

Unit	µg/l
Assigned value ± U (k=2)	0.166 ± 0.0155
Criterion	0.0515 (31 %)
Minimum - Maximum	0.149 - 0.202
Control test value ± U (k=2)	0.151 ± 0.0227

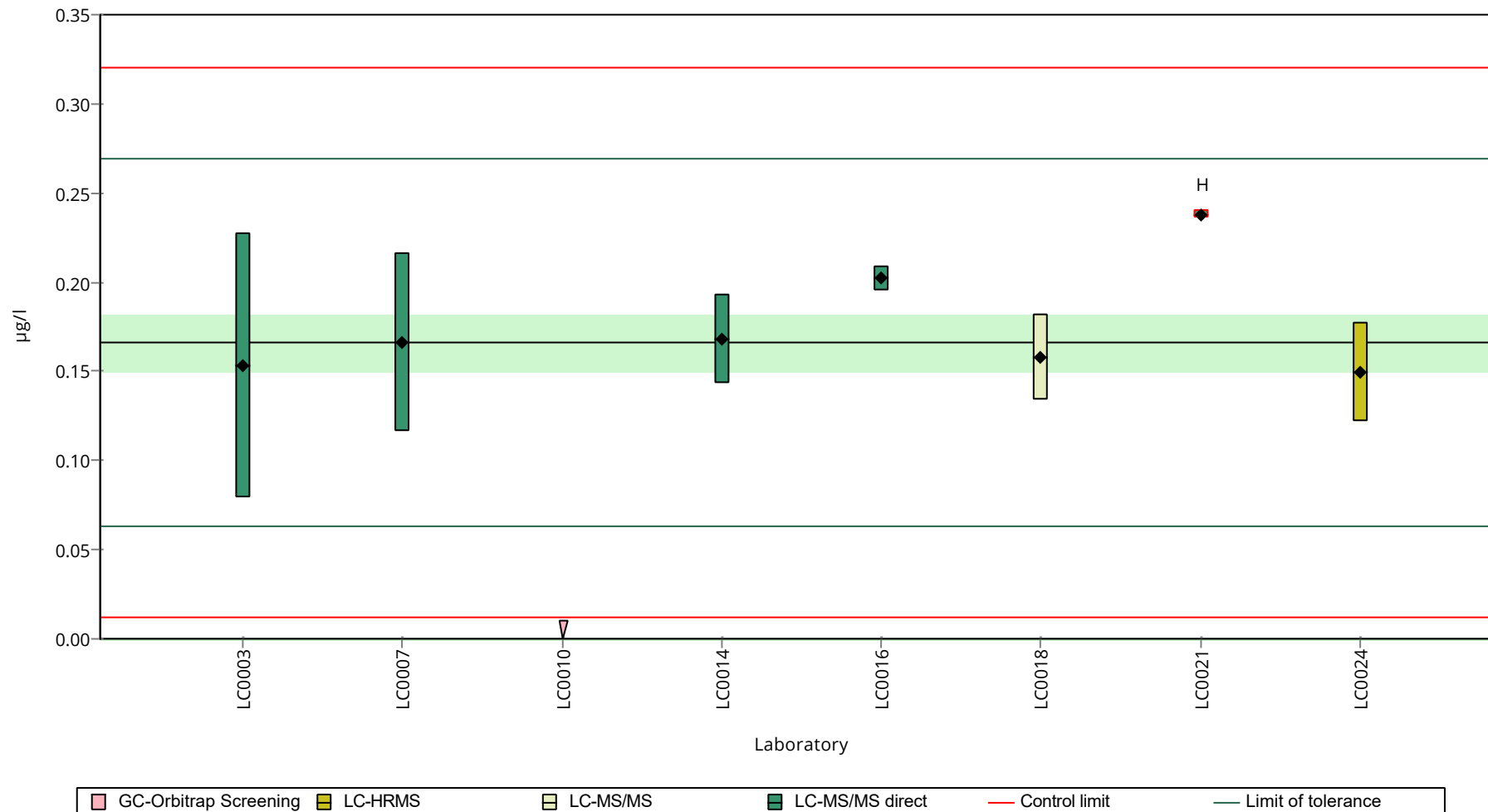
Labcode	Result ± U	Recovery [%]	z-Score	Comments
LC0001	- ± -	-	-	
LC0002	- ± -	-	-	
LC0003	0.153 ± 0.074	92.1	-0.25	
LC0004	- ± -	-	-	
LC0005	- ± -	-	-	
LC0006	- ± -	-	-	
LC0007	0.166 ± 0.05	100	0	
LC0008	- ± -	-	-	
LC0009	- ± -	-	-	
LC0010	<0.01 (LOD) ± -	-	-	FN
LC0011	- ± -	-	-	
LC0012	- ± -	-	-	
LC0013	- ± -	-	-	
LC0014	0.168 ± 0.025	101	0.04	
LC0015	- ± -	-	-	
LC0016	0.202 ± 0.007	122	0.7	
LC0017	- ± -	-	-	
LC0018	0.158 ± 0.024	95.2	-0.16	
LC0019	- ± -	-	-	
LC0020	- ± -	-	-	
LC0021	0.238 ± 0.002	143	1.4	H
LC0022	- ± -	-	-	
LC0023	- ± -	-	-	
LC0024	0.1493 ± 0.02811	89.9	-0.33	
LC0025	- ± -	-	-	

#### Characteristics of parameter

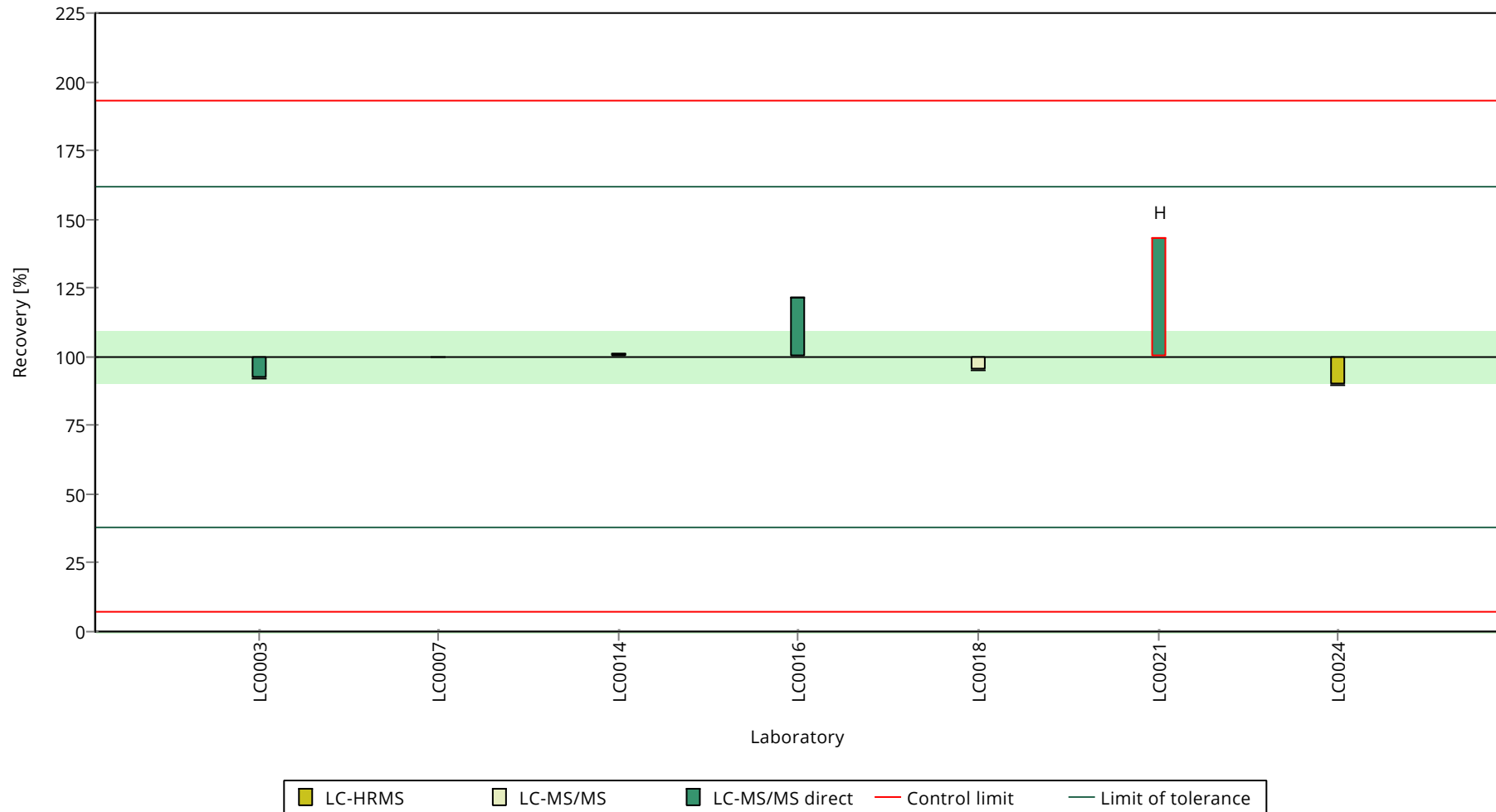
	all results	without outliers	Unit
Mean ± CI (99%)	0.176 ± 0.0366	0.166 ± 0.0233	µg/l
Minimum	0.149	0.149	µg/l
Maximum	0.238	0.202	µg/l
Standard deviation	0.0323	0.019	µg/l
rel. standard deviation	18.3	11.5	%
n	7	6	-

Graphical presentation of results

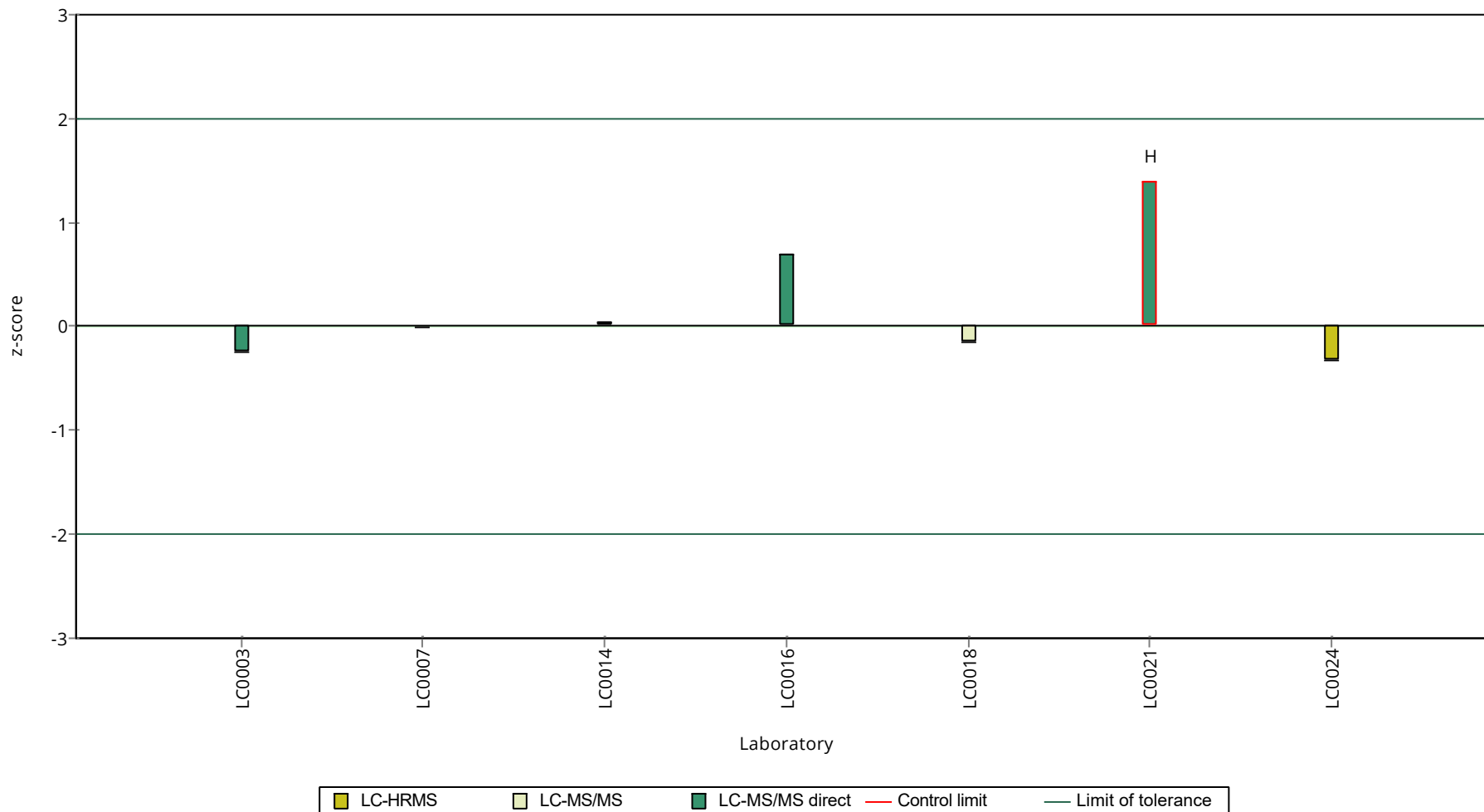
Results



**Recovery rate**



**z-Score**



Parameter oriented report Herbicides/pesticides - H003

Sample: H003B, Parameter: Atrazine-desethyl-desisopropyl

## Parameter oriented report

### H003 B

#### Atrazine-desethyl-desisopropyl

Unit  $\mu\text{g/l}$   
Assigned value  $\pm U$  (k=2)  $0.423 \pm 0.0502$   
Criterion  $0.131$  (31 %)  
Minimum - Maximum  $0.311 - 0.485$   
Control test value  $\pm U$  (k=2)  $0.437 \pm 0.0656$

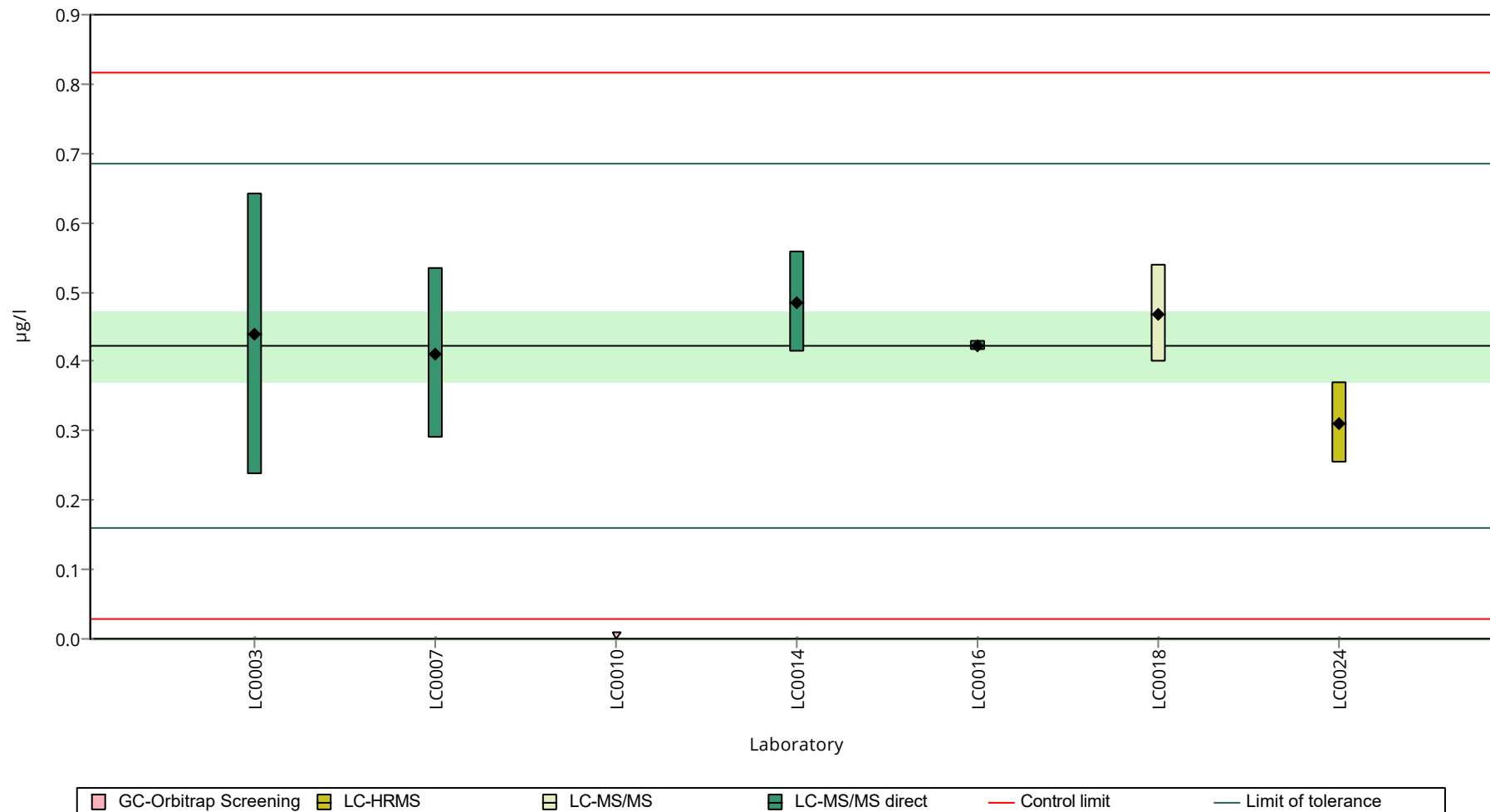
Labcode	Result $\pm U$	Recovery [%]	z-Score	Comments
LC0001	- $\pm$ -	-	-	
LC0002	- $\pm$ -	-	-	
LC0003	$0.439 \pm 0.202$	104	0.12	
LC0004	- $\pm$ -	-	-	
LC0005	- $\pm$ -	-	-	
LC0006	- $\pm$ -	-	-	
LC0007	$0.411 \pm 0.123$	97.2	-0.09	
LC0008	- $\pm$ -	-	-	
LC0009	- $\pm$ -	-	-	
LC0010	<0.01 (LOD) $\pm$ -	-	-	FN
LC0011	- $\pm$ -	-	-	
LC0012	- $\pm$ -	-	-	
LC0013	- $\pm$ -	-	-	
LC0014	$0.485 \pm 0.073$	115	0.47	
LC0015	- $\pm$ -	-	-	
LC0016	$0.422 \pm 0.007$	99.8	-0.01	
LC0017	- $\pm$ -	-	-	
LC0018	$0.469 \pm 0.07$	111	0.35	
LC0019	- $\pm$ -	-	-	
LC0020	- $\pm$ -	-	-	
LC0021	- $\pm$ -	-	-	
LC0022	- $\pm$ -	-	-	
LC0023	- $\pm$ -	-	-	
LC0024	$0.3111 \pm 0.05856$	73.6	-0.85	
LC0025	- $\pm$ -	-	-	

#### Characteristics of parameter

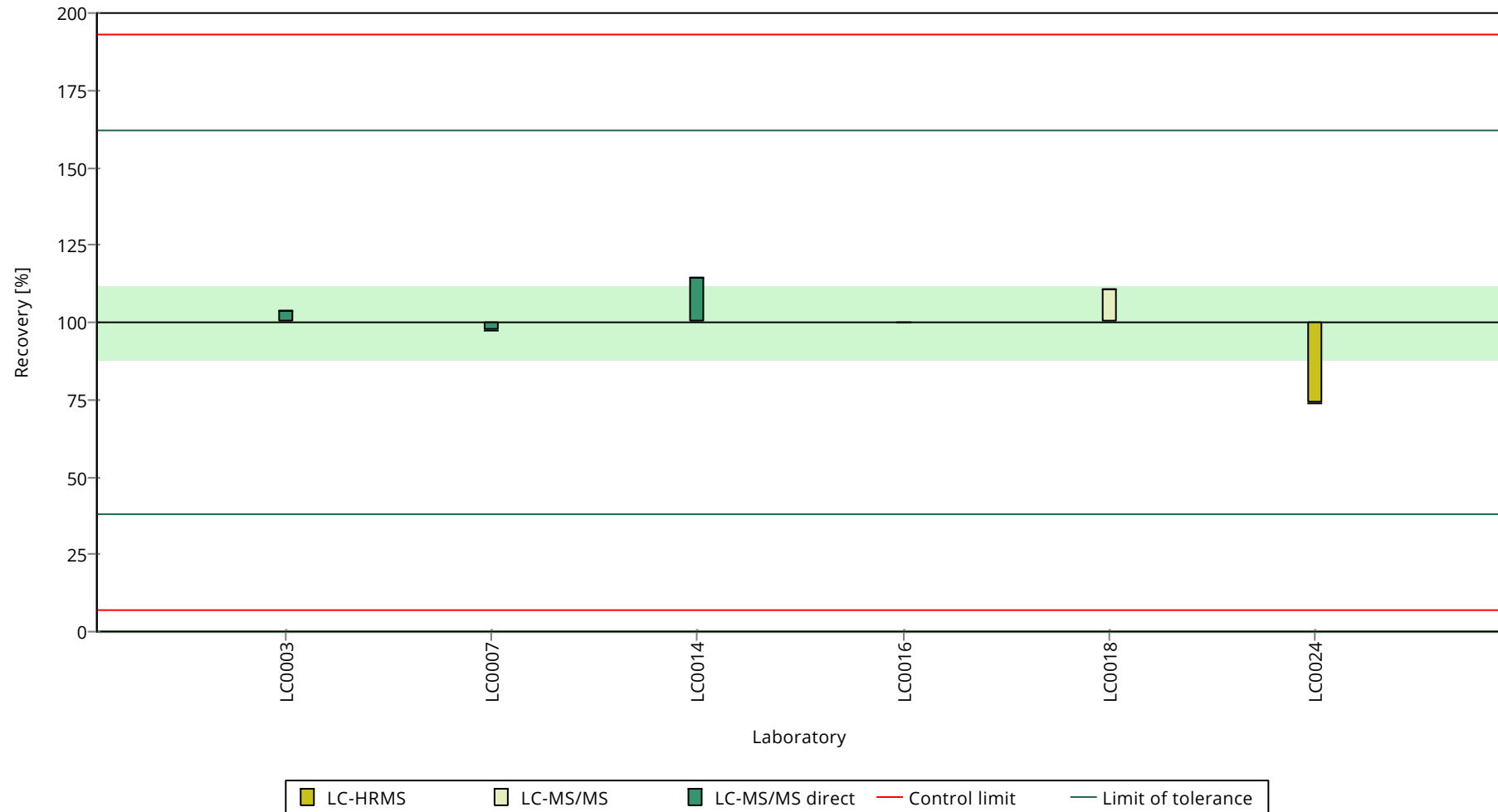
	all results	without outliers	Unit
Mean $\pm$ CI (99%)	$0.423 \pm 0.0753$	$0.423 \pm 0.0753$	$\mu\text{g/l}$
Minimum	0.311	0.311	$\mu\text{g/l}$
Maximum	0.485	0.485	$\mu\text{g/l}$
Standard deviation	0.0615	0.0615	$\mu\text{g/l}$
rel. standard deviation	14.5	14.5	%
n	6	6	-

**Graphical presentation of results**

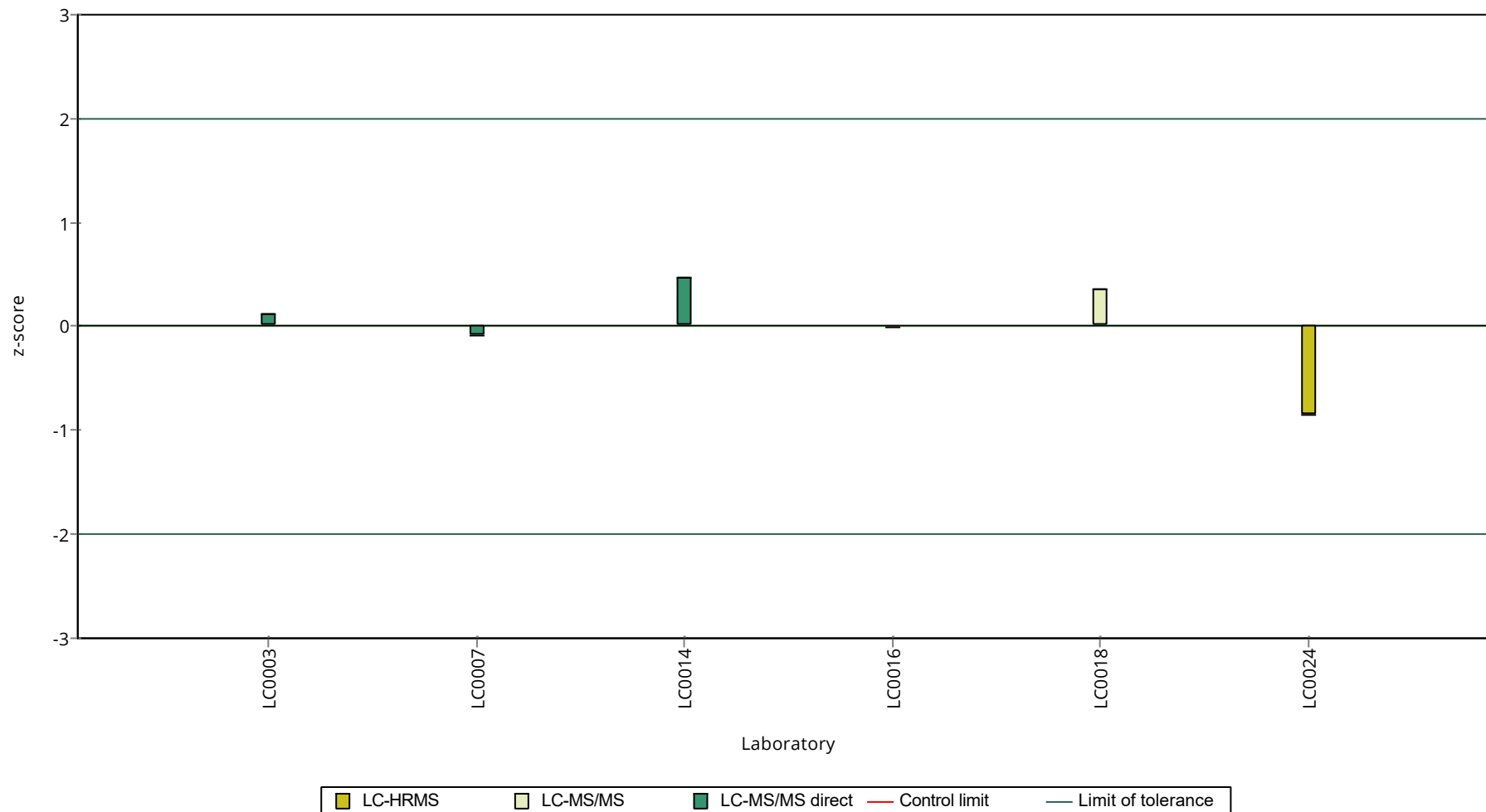
**Results**



**Recovery rate**



**z-Score**



## Parameter oriented report

### H003 A

#### Atrazine-desisopropyl

Unit	µg/l
Assigned value ± U (k=2)	0.245 ± 0.0211
Criterion	0.0441 (18 %)
Minimum - Maximum	0.18 - 0.361
Control test value ± U (k=2)	0.226 ± 0.0791

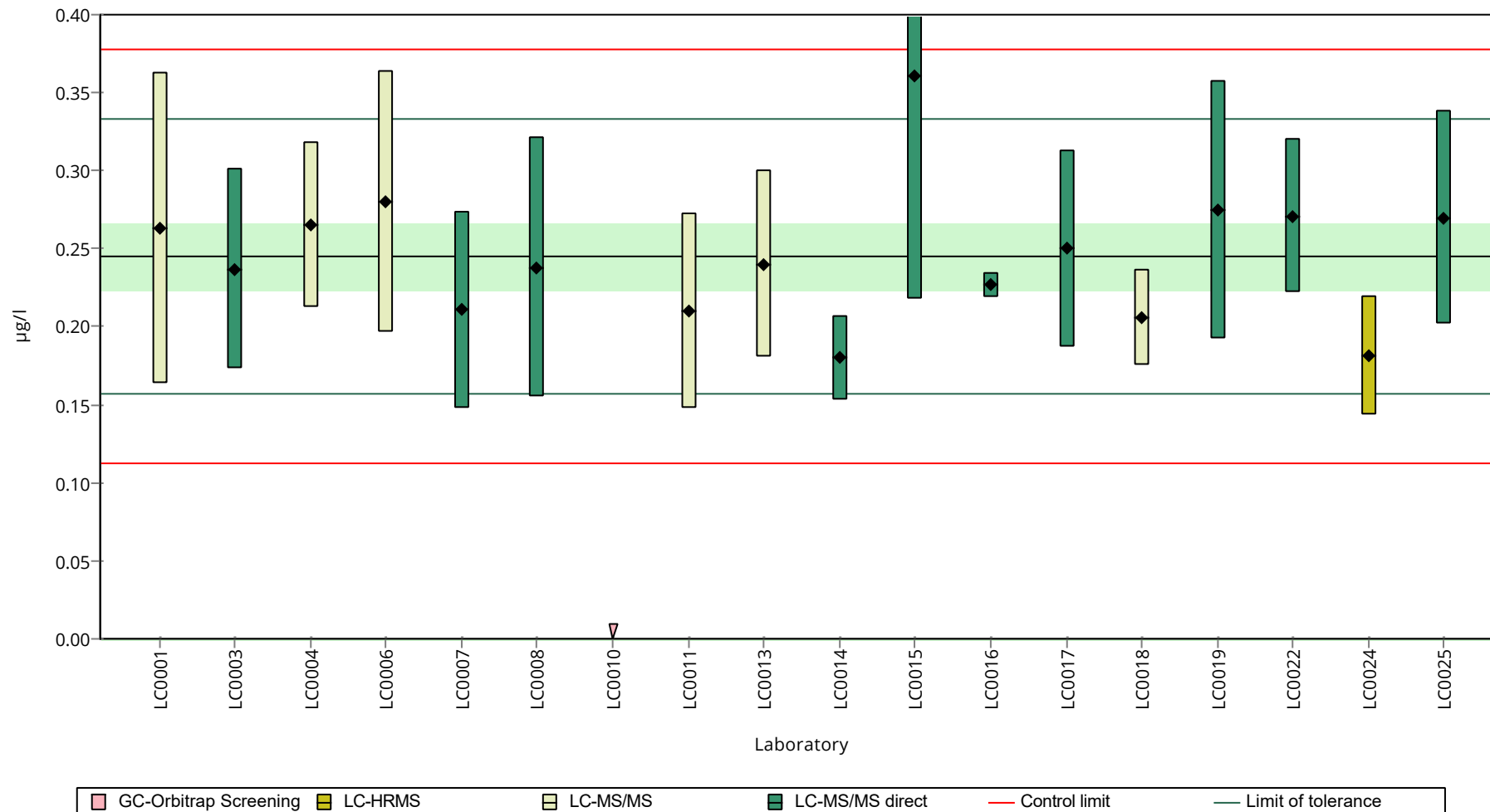
Labcode	Result ± U	Recovery [%]	z-Score	Comments
LC0001	0.263 ± 0.1	107	0.41	
LC0002	- ± -	-	-	
LC0003	0.237 ± 0.064	96.7	-0.18	
LC0004	0.265 ± 0.053	108	0.45	
LC0005	- ± -	-	-	
LC0006	0.28 ± 0.084	114	0.79	
LC0007	0.211 ± 0.063	86.1	-0.77	
LC0008	0.238 ± 0.083	97.1	-0.16	
LC0009	- ± -	-	-	
LC0010	<0.01 (LOD) ± -	-	-	FN
LC0011	0.21 ± 0.063	85.7	-0.79	
LC0012	- ± -	-	-	
LC0013	0.24 ± 0.06	97.9	-0.11	
LC0014	0.18 ± 0.027	73.5	-1.47	
LC0015	0.361 ± 0.144	147	2.63	
LC0016	0.227 ± 0.008	92.6	-0.41	
LC0017	0.25 ± 0.063	102	0.11	
LC0018	0.206 ± 0.031	84.1	-0.89	
LC0019	0.275 ± 0.0825	112	0.68	
LC0020	- ± -	-	-	
LC0021	- ± -	-	-	
LC0022	0.271 ± 0.049	111	0.59	
LC0023	- ± -	-	-	
LC0024	0.1816 ± 0.03854	74.1	-1.44	
LC0025	0.27 ± 0.068	110	0.57	

#### Characteristics of parameter

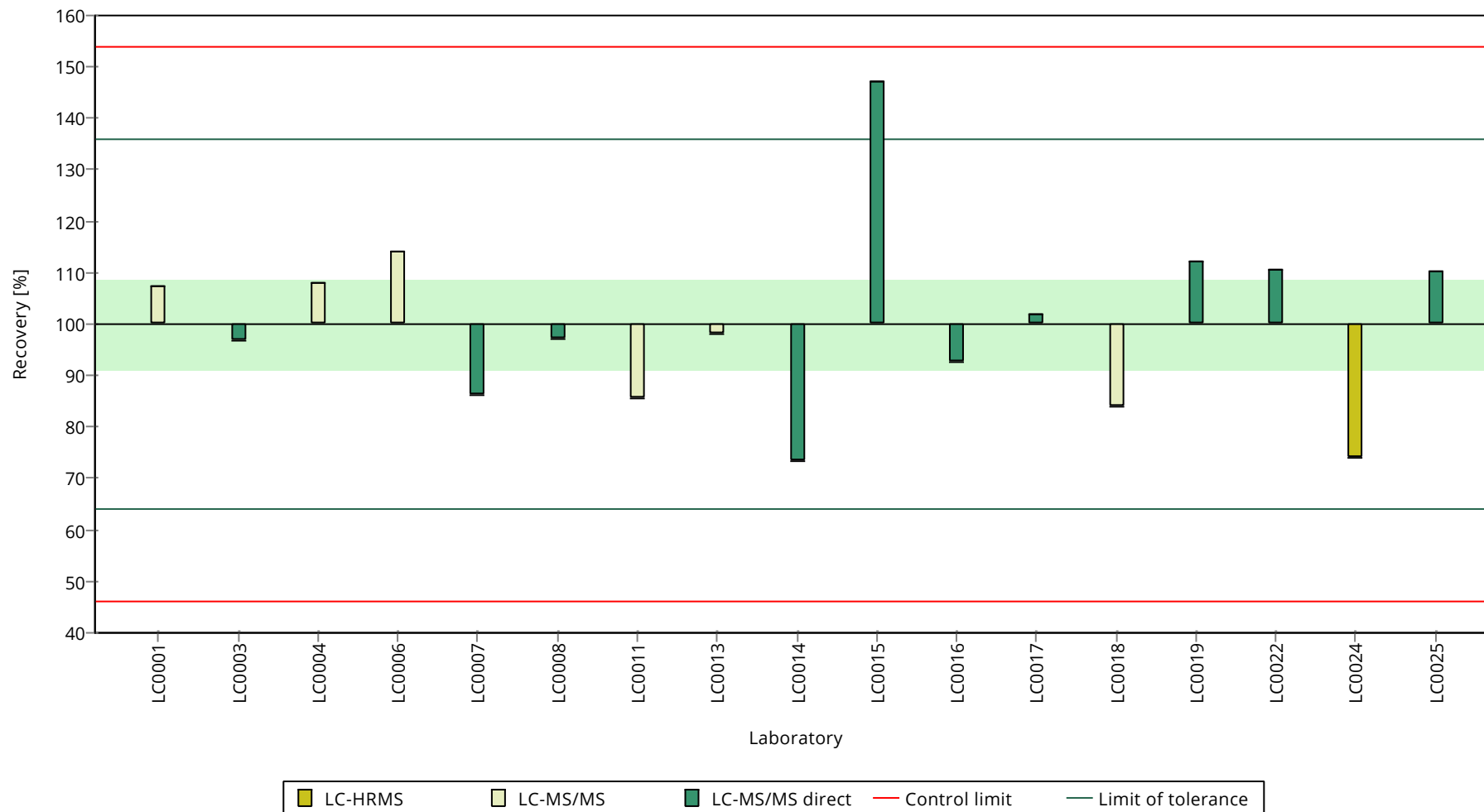
	all results	without outliers	Unit
Mean ± CI (99%)	0.245 ± 0.0316	0.245 ± 0.0316	µg/l
Minimum	0.18	0.18	µg/l
Maximum	0.361	0.361	µg/l
Standard deviation	0.0435	0.0435	µg/l
rel. standard deviation	17.7	17.7	%
n	17	17	-

Graphical presentation of results

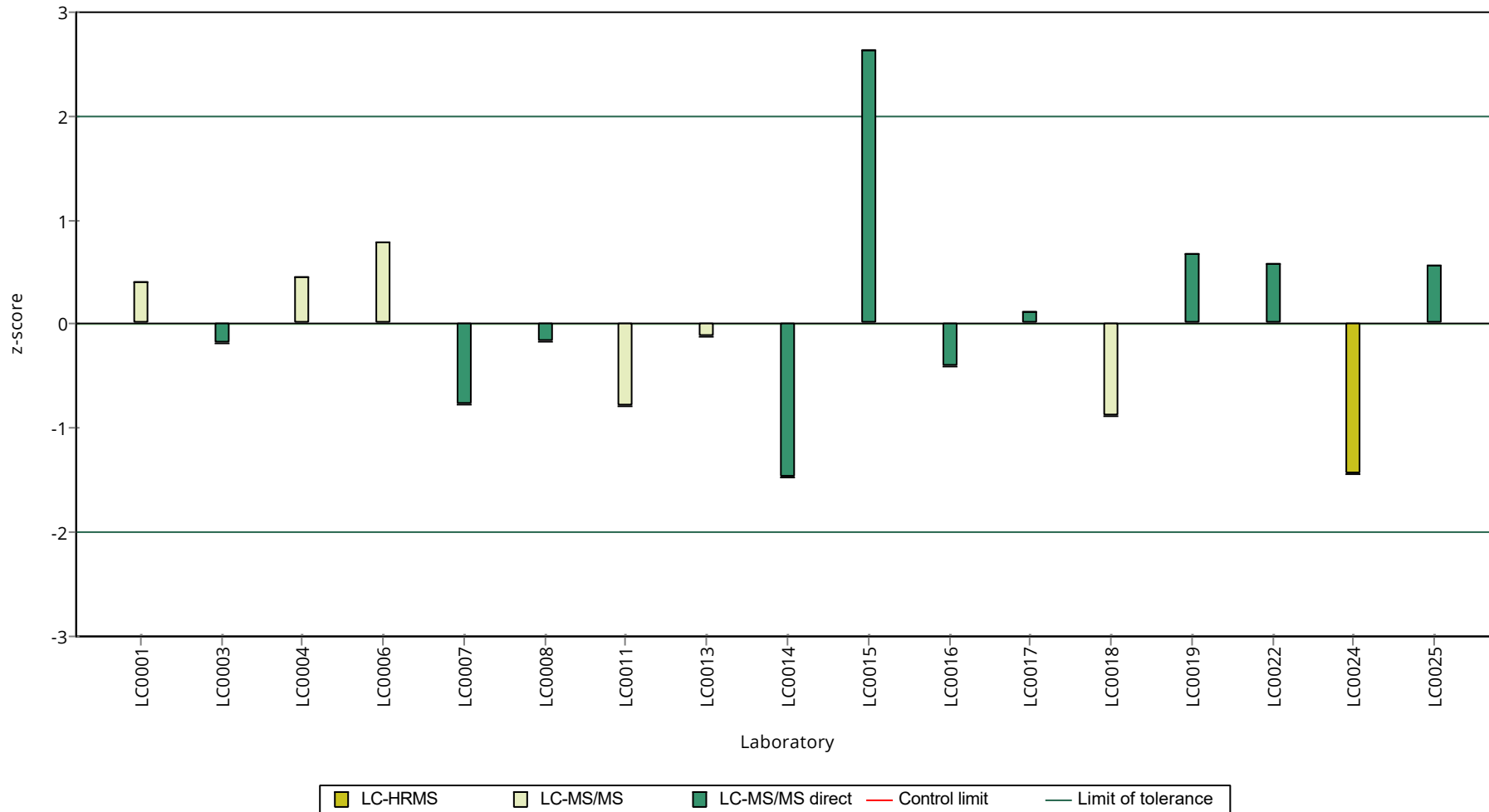
Results



**Recovery rate**



**z-Score**



Parameter oriented report Herbicides/pesticides - H003

Sample: H003B, Parameter: Atrazine-desisopropyl

## Parameter oriented report

### H003 B

#### Atrazine-desisopropyl

Unit	µg/l
Assigned value ± U (k=2)	0.242 ± 0.0176
Criterion	0.0387 (16 %)
Minimum - Maximum	0.168 - 0.328
Control test value ± U (k=2)	0.214 ± 0.0748

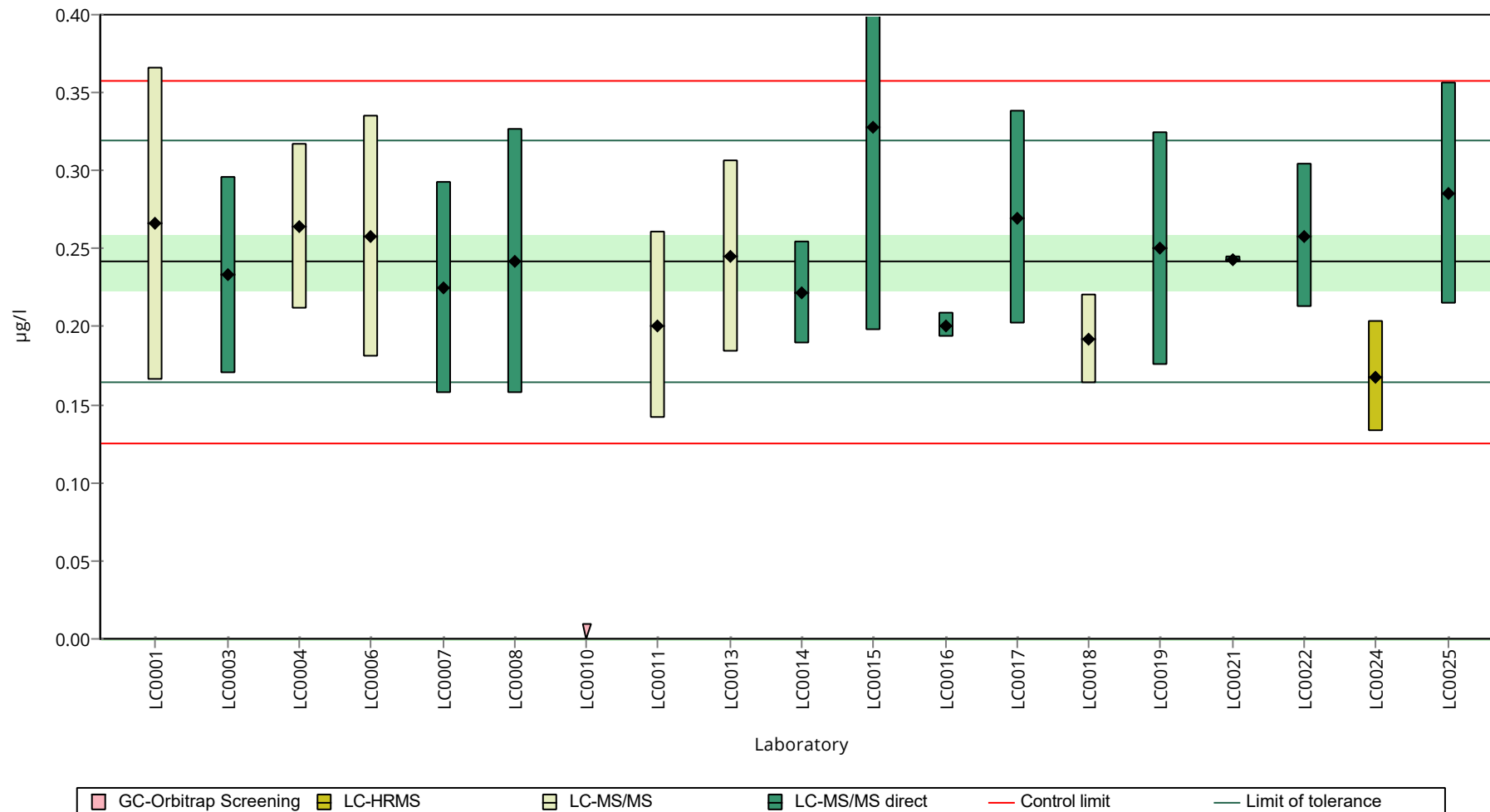
Labcode	Result ± U	Recovery [%]	z-Score	Comments
LC0001	0.266 ± 0.1	110	0.63	
LC0002	- ± -	-	-	
LC0003	0.233 ± 0.0629	96.4	-0.23	
LC0004	0.264 ± 0.053	109	0.58	
LC0005	- ± -	-	-	
LC0006	0.258 ± 0.0774	107	0.42	
LC0007	0.225 ± 0.068	93.1	-0.43	
LC0008	0.242 ± 0.085	100	0.01	
LC0009	- ± -	-	-	
LC0010	<0.01 (LOD) ± -	-	-	FN
LC0011	0.201 ± 0.0603	83.2	-1.05	
LC0012	- ± -	-	-	
LC0013	0.245 ± 0.0613	101	0.08	
LC0014	0.222 ± 0.033	91.8	-0.51	
LC0015	0.328 ± 0.131	136	2.23	
LC0016	0.201 ± 0.008	83.2	-1.05	
LC0017	0.27 ± 0.068	112	0.73	
LC0018	0.192 ± 0.029	79.4	-1.29	
LC0019	0.25 ± 0.075	103	0.21	
LC0020	- ± -	-	-	
LC0021	0.243 ± 0.002	101	0.03	
LC0022	0.258 ± 0.046	107	0.42	
LC0023	- ± -	-	-	
LC0024	0.1679 ± 0.03563	69.5	-1.91	
LC0025	0.285 ± 0.071	118	1.12	

#### Characteristics of parameter

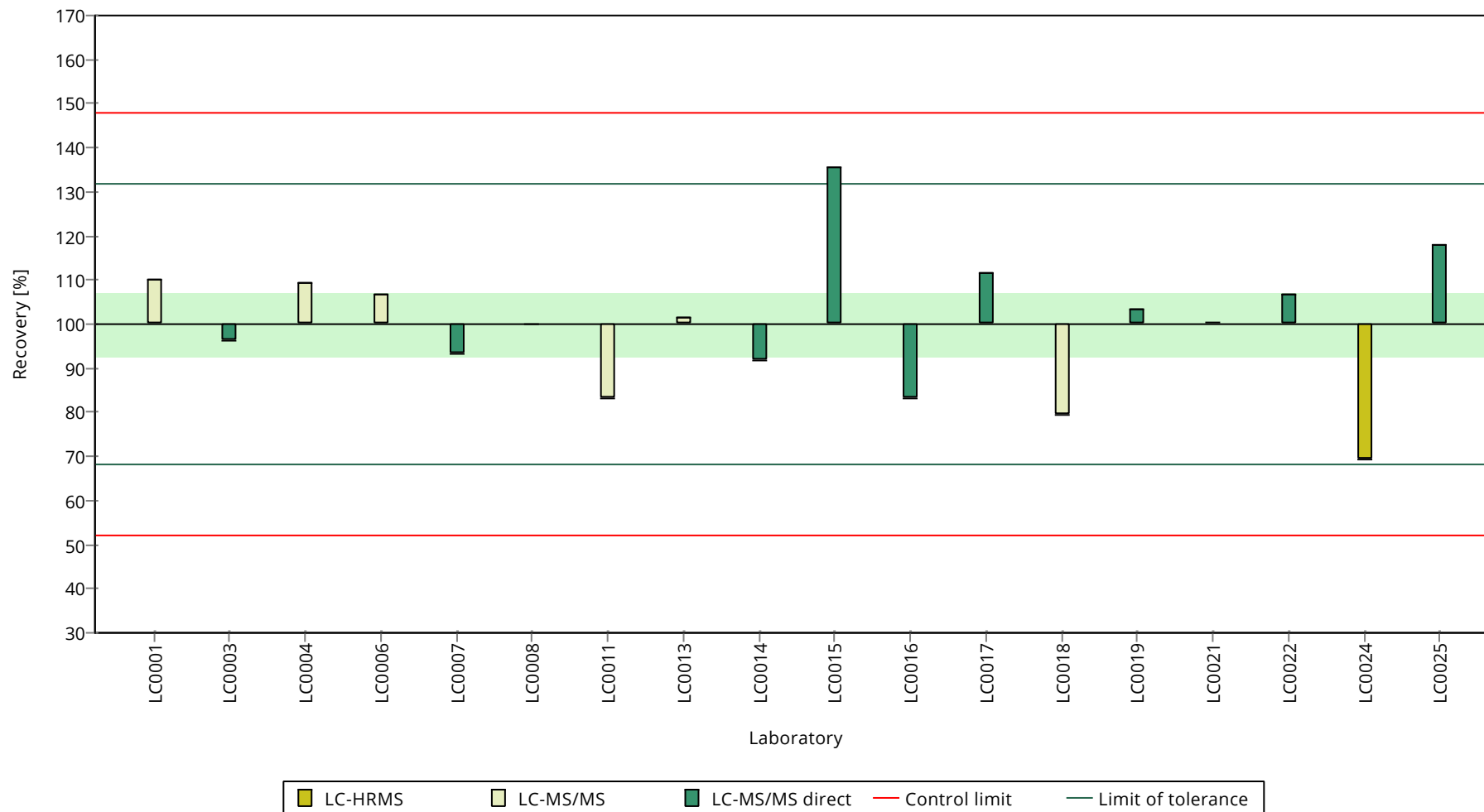
	all results	without outliers	Unit
Mean ± CI (99%)	0.242 ± 0.0265	0.242 ± 0.0265	µg/l
Minimum	0.168	0.168	µg/l
Maximum	0.328	0.328	µg/l
Standard deviation	0.0374	0.0374	µg/l
rel. standard deviation	15.5	15.5	%
n	18	18	-

Graphical presentation of results

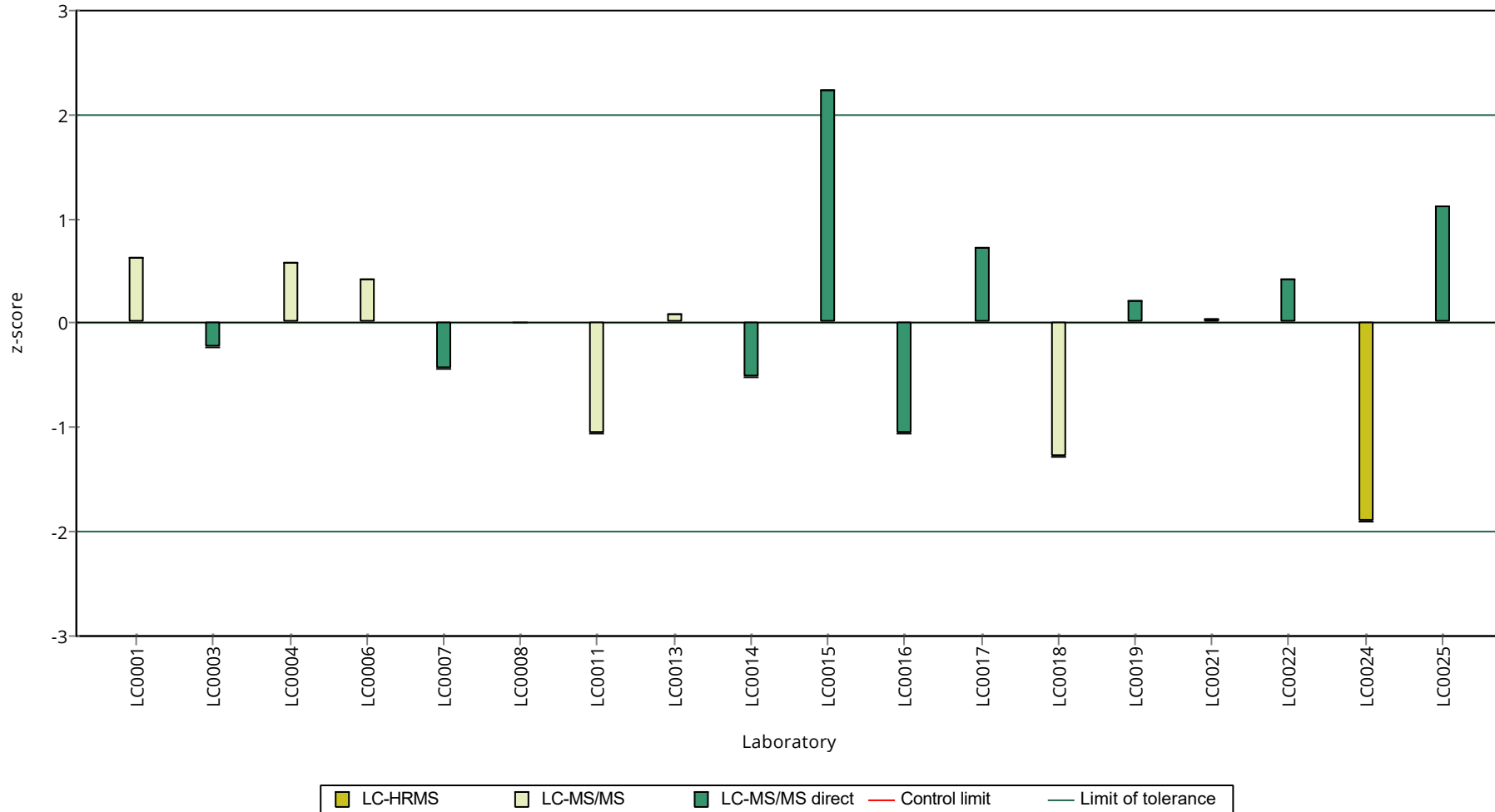
Results



**Recovery rate**



**z-Score**



Parameter oriented report Herbicides/pesticides -  
H003

Sample: H003A, Parameter: Bentazone

## Parameter oriented report

### H003 A

#### Bentazone

Unit	µg/l
Assigned value ± U (k=2)	0.166 ± 0.00606
Criterion	0.0248 (15 %)
Minimum - Maximum	0.144 - 0.194
Control test value ± U (k=2)	0.139 ± 0.0208

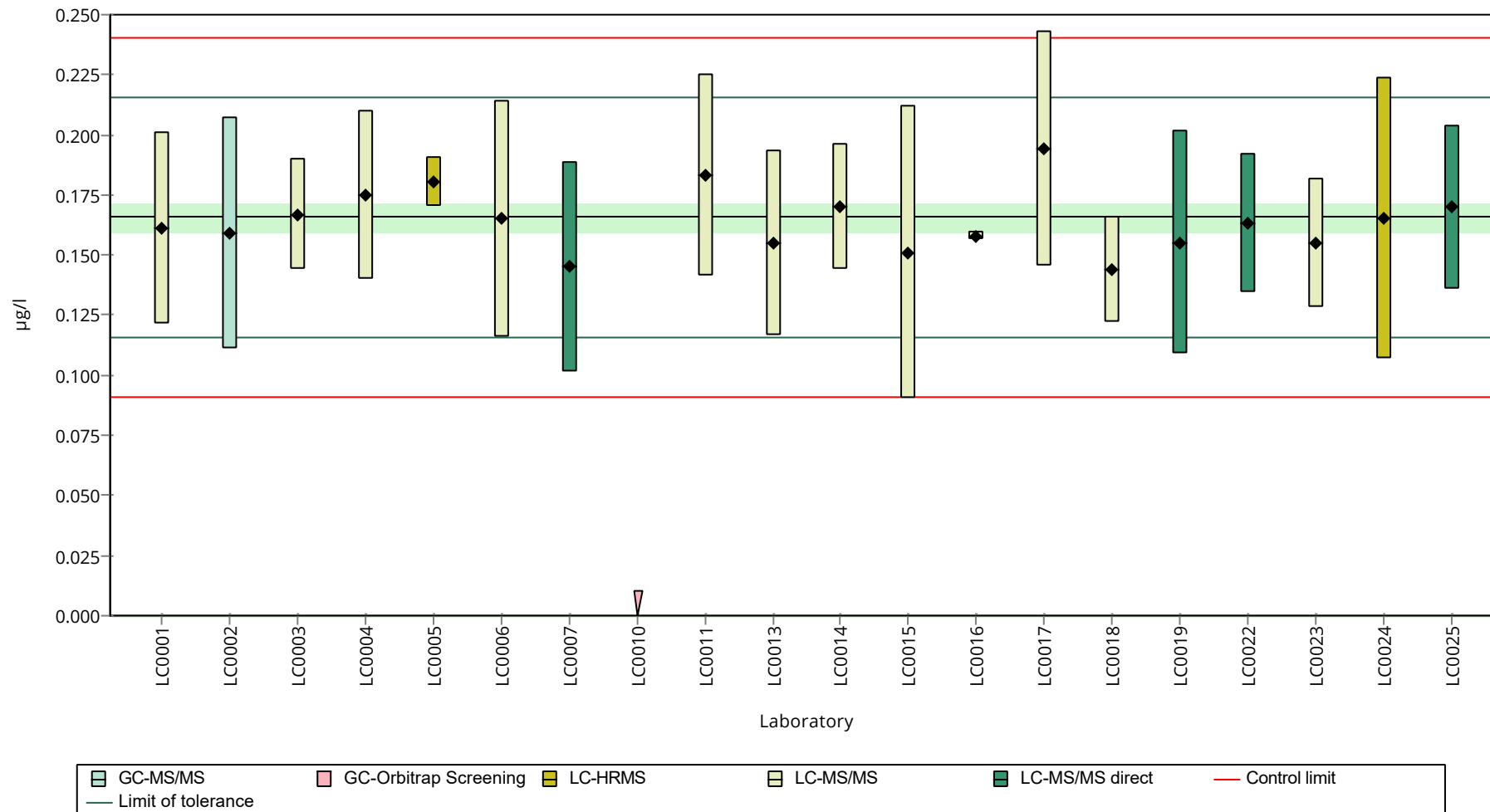
Labcode	Result ± U	Recovery [%]	z-Score	Comments
LC0001	0.161 ± 0.04	97.2	-0.19	
LC0002	0.159 ± 0.048	96	-0.27	
LC0003	0.167 ± 0.0234	101	0.05	
LC0004	0.175 ± 0.035	106	0.38	
LC0005	0.18061 ± 0.01047	109	0.6	
LC0006	0.165 ± 0.0495	99.6	-0.03	
LC0007	0.145 ± 0.044	87.5	-0.83	
LC0008	- ± -	-	-	
LC0009	- ± -	-	-	
LC0010	<0.01 (LOD) ± -	-	-	FN
LC0011	0.183 ± 0.0421	110	0.7	
LC0012	- ± -	-	-	
LC0013	0.155 ± 0.0388	93.6	-0.43	
LC0014	0.17 ± 0.026	103	0.18	
LC0015	0.151 ± 0.061	91.2	-0.59	
LC0016	0.158 ± 0.002	95.4	-0.31	
LC0017	0.194 ± 0.049	117	1.14	
LC0018	0.144 ± 0.022	86.9	-0.87	
LC0019	0.155 ± 0.0465	93.6	-0.43	
LC0020	- ± -	-	-	
LC0021	- ± -	-	-	
LC0022	0.163 ± 0.029	98.4	-0.11	
LC0023	0.155 ± 0.027	93.6	-0.43	
LC0024	0.1653 ± 0.05852	99.8	-0.01	
LC0025	0.17 ± 0.034	103	0.18	

#### Characteristics of parameter

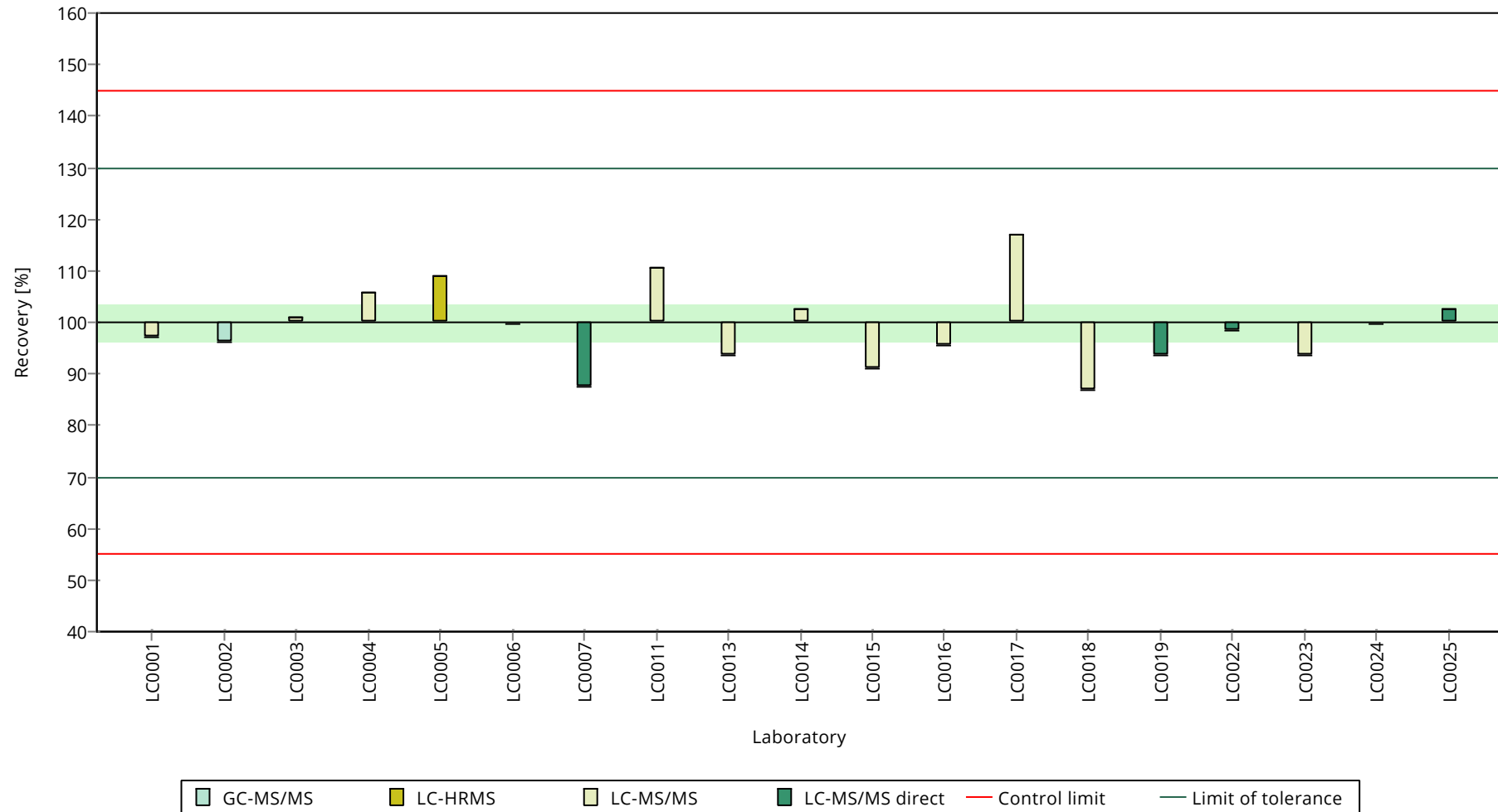
	all results	without outliers	Unit
Mean ± CI (99%)	0.164 ± 0.00886	0.164 ± 0.00886	µg/l
Minimum	0.144	0.144	µg/l
Maximum	0.194	0.194	µg/l
Standard deviation	0.0129	0.0129	µg/l
rel. standard deviation	7.85	7.85	%
n	19	19	-

Graphical presentation of results

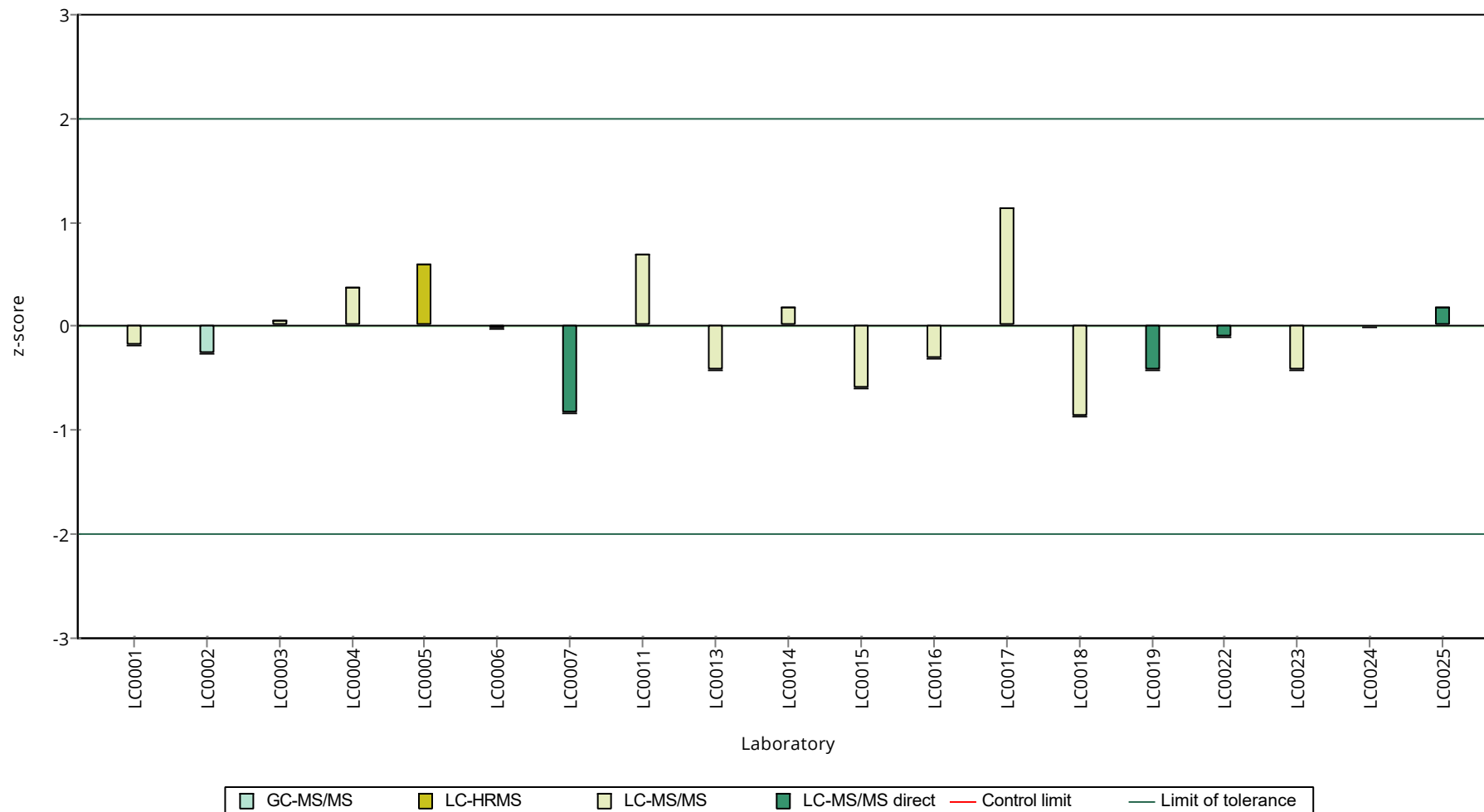
Results



**Recovery rate**



**z-score**



## Parameter oriented report

### H003 B

#### Bentazone

Unit	µg/l
Assigned value ± U (k=2)	0.735 ± 0.0273
Criterion	0.11 (15 %)
Minimum - Maximum	0.639 - 0.862
Control test value ± U (k=2)	0.659 ± 0.0989

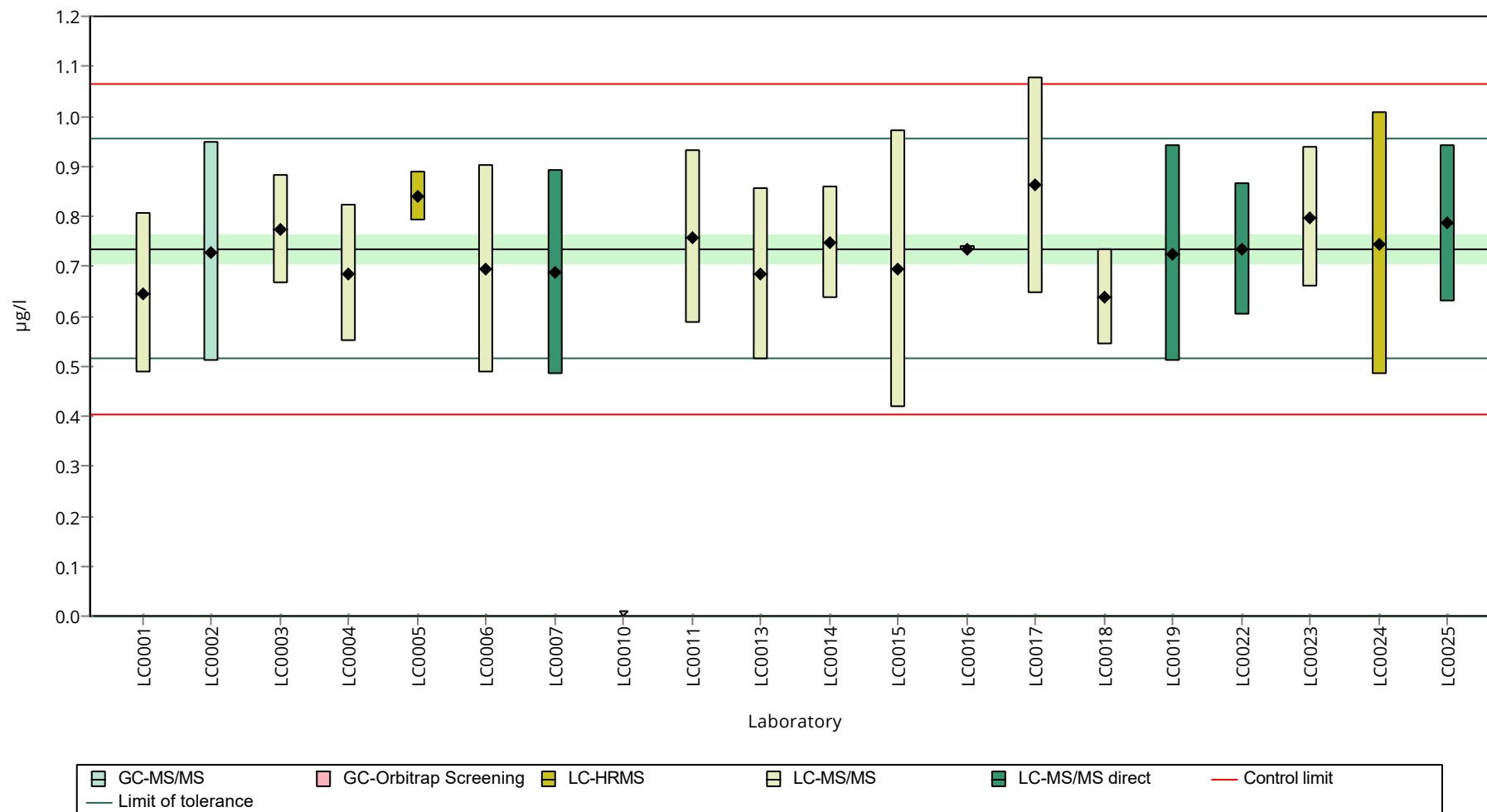
Labcode	Result ± U	Recovery [%]	z-Score	Comments
LC0001	0.646 ± 0.16	87.9	-0.81	
LC0002	0.728 ± 0.22	99.1	-0.06	
LC0003	0.775 ± 0.109	105	0.36	
LC0004	0.685 ± 0.137	93.2	-0.45	
LC0005	0.83945 ± 0.04869	114	0.95	
LC0006	0.695 ± 0.2085	94.6	-0.36	
LC0007	0.688 ± 0.206	93.6	-0.43	
LC0008	- ± -	-	-	
LC0009	- ± -	-	-	
LC0010	<0.01 (LOD) ± -	-	-	FN
LC0011	0.758 ± 0.1743	103	0.21	
LC0012	- ± -	-	-	
LC0013	0.685 ± 0.1713	93.2	-0.45	
LC0014	0.748 ± 0.112	102	0.12	
LC0015	0.694 ± 0.278	94.4	-0.37	
LC0016	0.734 ± 0.005	99.9	-0.01	
LC0017	0.862 ± 0.216	117	1.15	
LC0018	0.639 ± 0.096	86.9	-0.87	
LC0019	0.725 ± 0.2175	98.6	-0.09	
LC0020	- ± -	-	-	
LC0021	- ± -	-	-	
LC0022	0.734 ± 0.132	99.9	-0.01	
LC0023	0.798 ± 0.14	109	0.57	
LC0024	0.7445 ± 0.2635	101	0.09	
LC0025	0.786 ± 0.157	107	0.46	

#### Characteristics of parameter

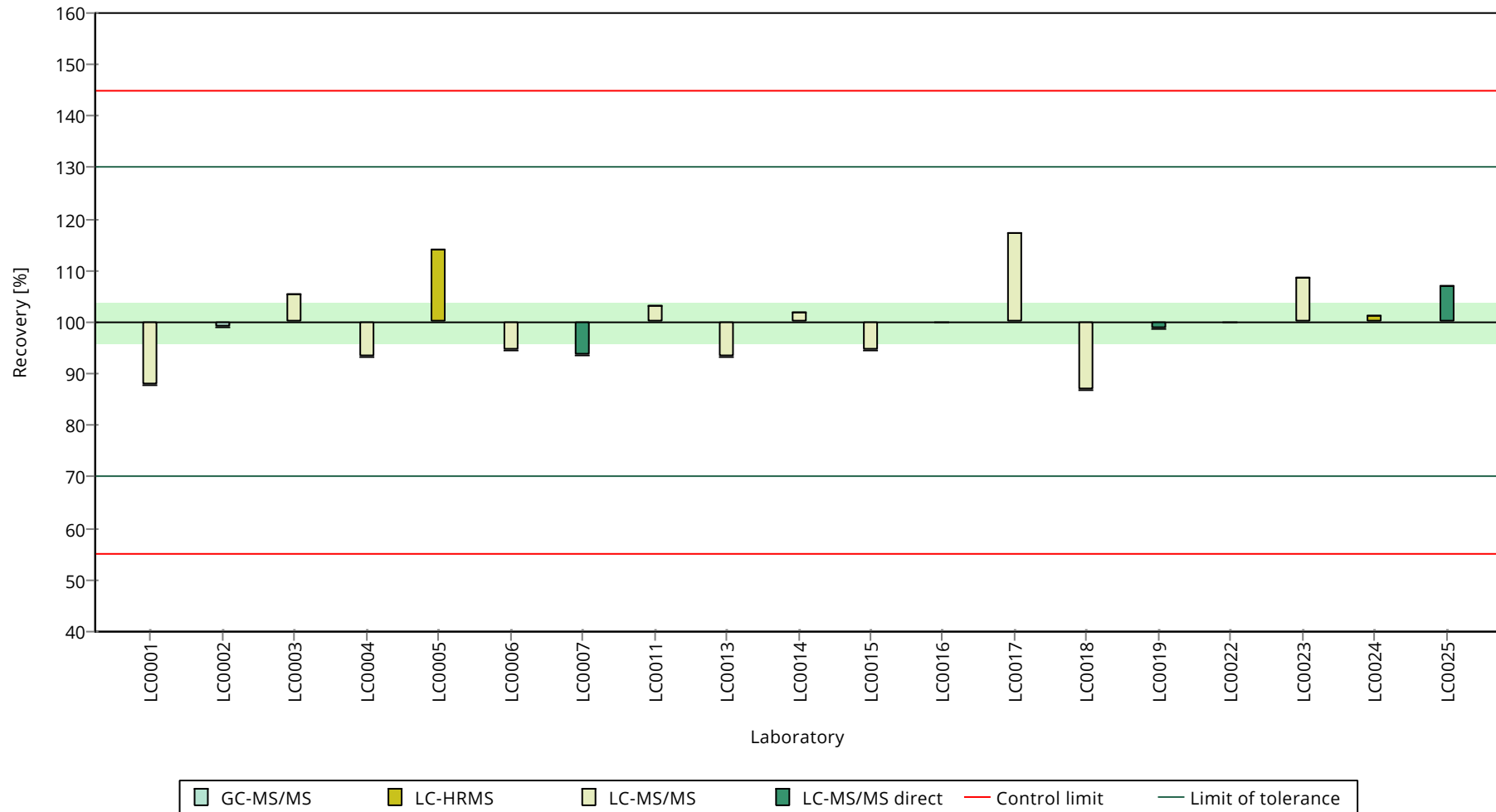
	all results	without outliers	Unit
Mean ± CI (99%)	0.735 ± 0.041	0.735 ± 0.041	µg/l
Minimum	0.639	0.639	µg/l
Maximum	0.862	0.862	µg/l
Standard deviation	0.0595	0.0595	µg/l
rel. standard deviation	8.1	8.1	%
n	19	19	-

Graphical presentation of results

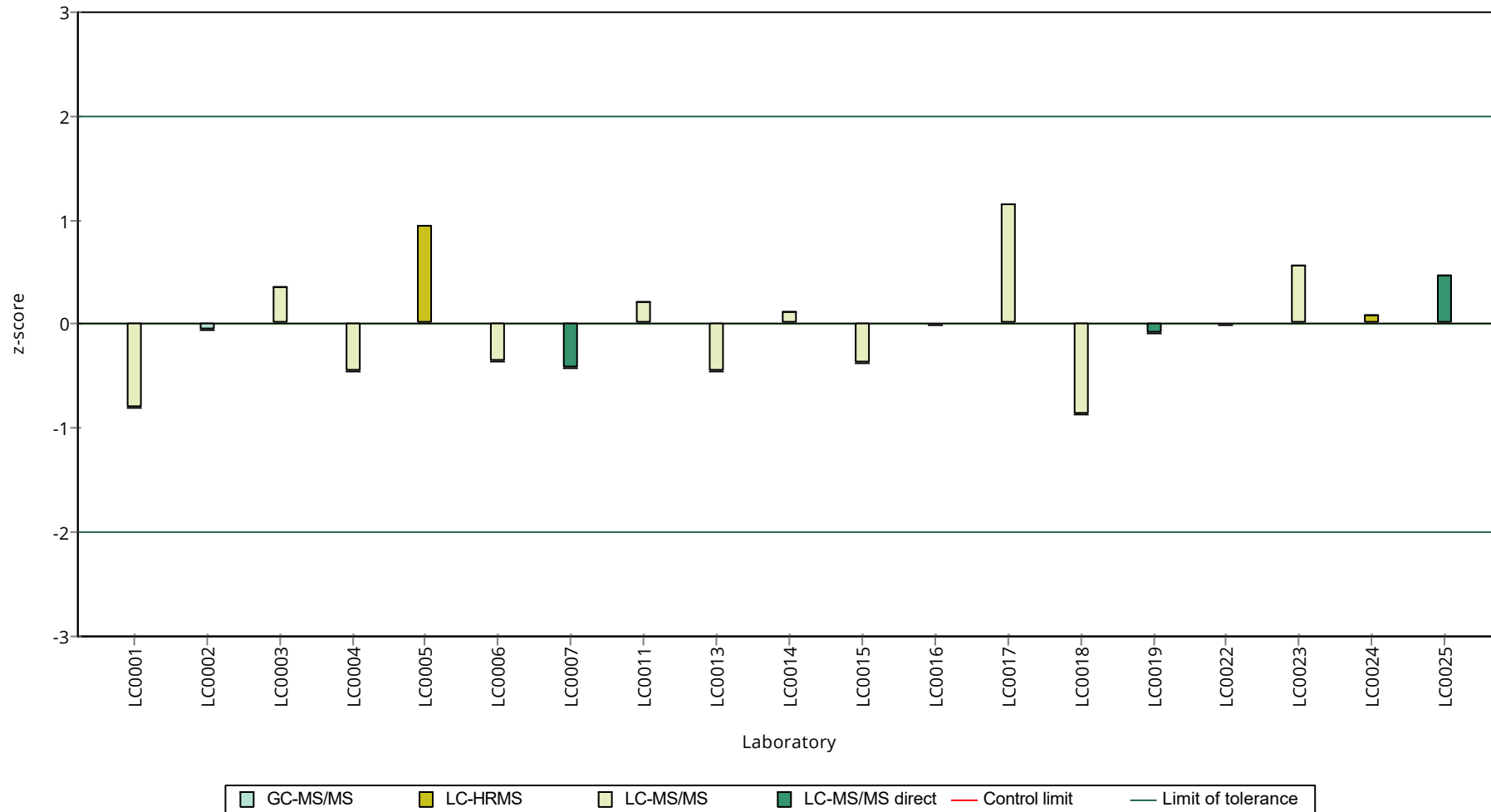
Results



**Recovery rate**



**z-Score**



## Parameter oriented report

### H003 A

#### Chloridazon-desphenyl

Unit	µg/l
Assigned value ± U (k=2)	0.129 ± 0.00676
Criterion	0.0142 (11 %)
Minimum - Maximum	0.117 - 0.159
Control test value ± U (k=2)	0.108 ± 0.0216

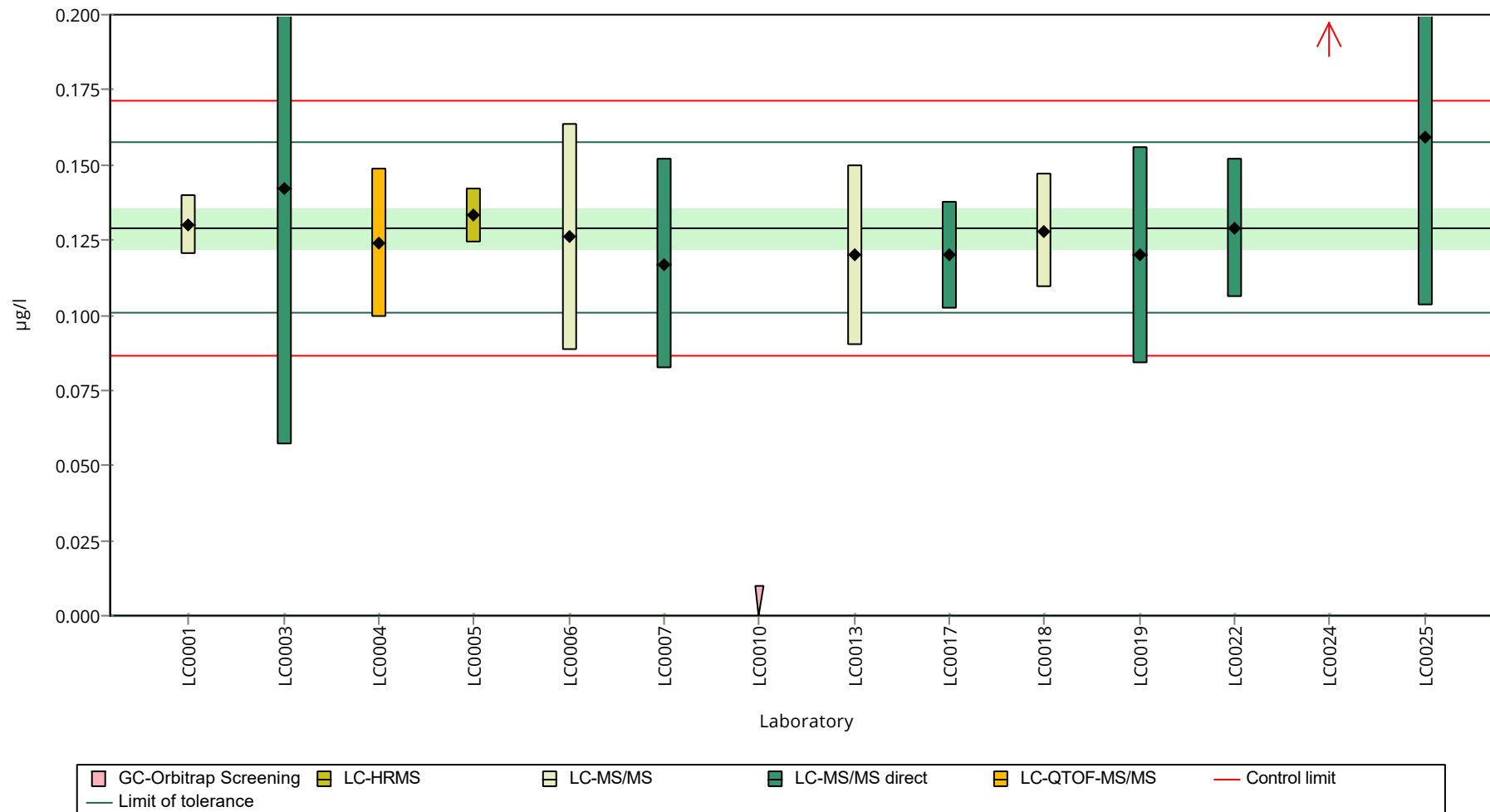
Labcode	Result ± U	Recovery [%]	z-Score	Comments
LC0001	0.13 ± 0.01	101	0.07	
LC0002	- ± -	-	-	
LC0003	0.142 ± 0.0854	110	0.92	
LC0004	0.124 ± 0.025	96.1	-0.35	
LC0005	0.13316 ± 0.00906	103	0.29	
LC0006	0.126 ± 0.0378	97.7	-0.21	
LC0007	0.117 ± 0.035	90.7	-0.85	
LC0008	- ± -	-	-	
LC0009	- ± -	-	-	
LC0010	<0.01 (LOD) ± -	-	-	FN
LC0011	- ± -	-	-	
LC0012	- ± -	-	-	
LC0013	0.12 ± 0.03	93	-0.64	
LC0014	- ± -	-	-	
LC0015	- ± -	-	-	
LC0016	- ± -	-	-	
LC0017	0.12 ± 0.018	93	-0.64	
LC0018	0.128 ± 0.019	99.2	-0.07	
LC0019	0.12 ± 0.036	93	-0.64	
LC0020	- ± -	-	-	
LC0021	- ± -	-	-	
LC0022	0.129 ± 0.023	100	0	
LC0023	- ± -	-	-	
LC0024	0.3789 ± 0.1026	294	17.61	H
LC0025	0.159 ± 0.056	123	2.11	

#### Characteristics of parameter

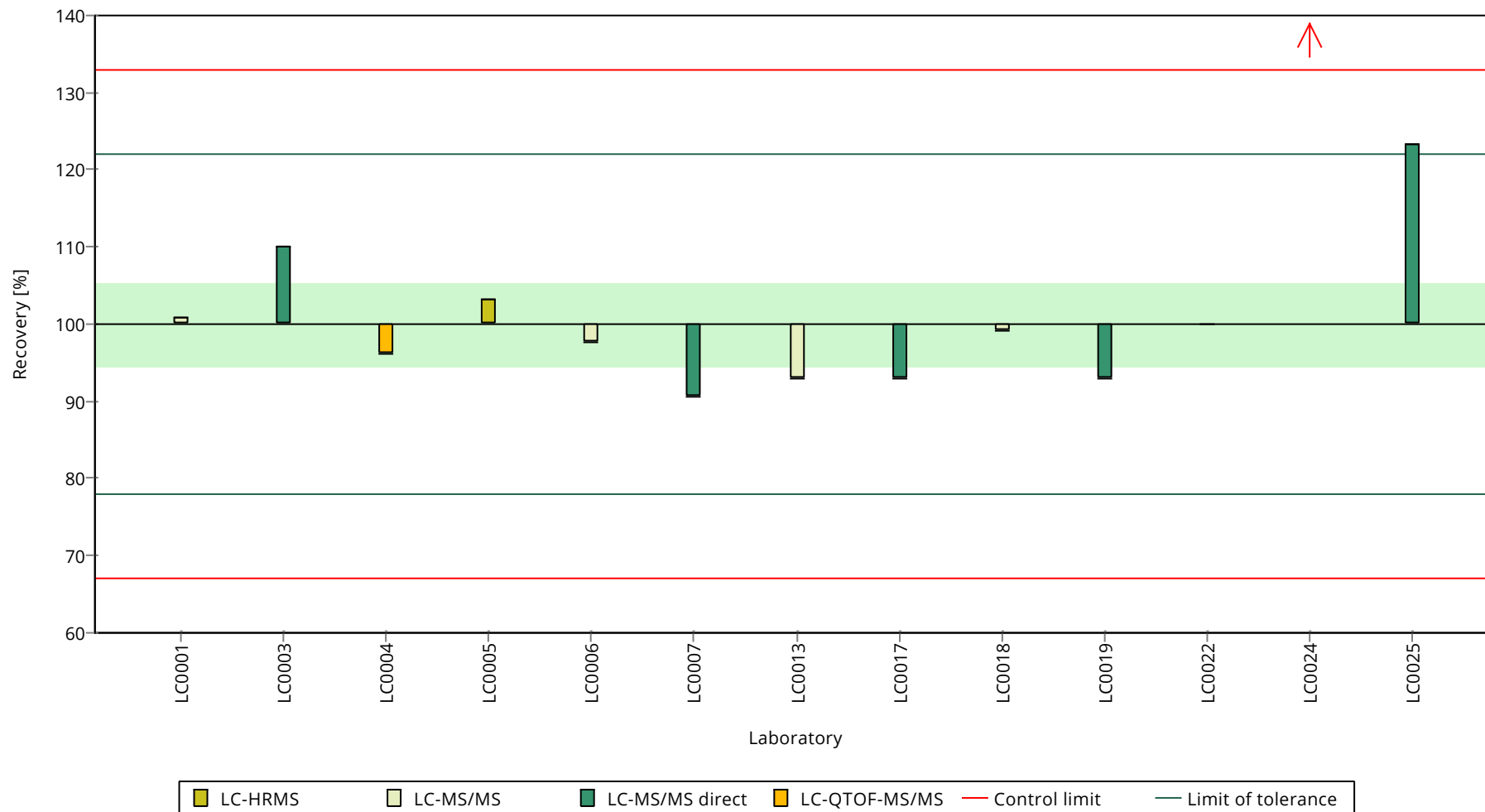
	all results	without outliers	Unit
Mean ± CI (99%)	0.148 ± 0.0584	0.129 ± 0.0101	µg/l
Minimum	0.117	0.117	µg/l
Maximum	0.379	0.159	µg/l
Standard deviation	0.0702	0.0117	µg/l
rel. standard deviation	47.4	9.08	%
n	13	12	-

Graphical presentation of results

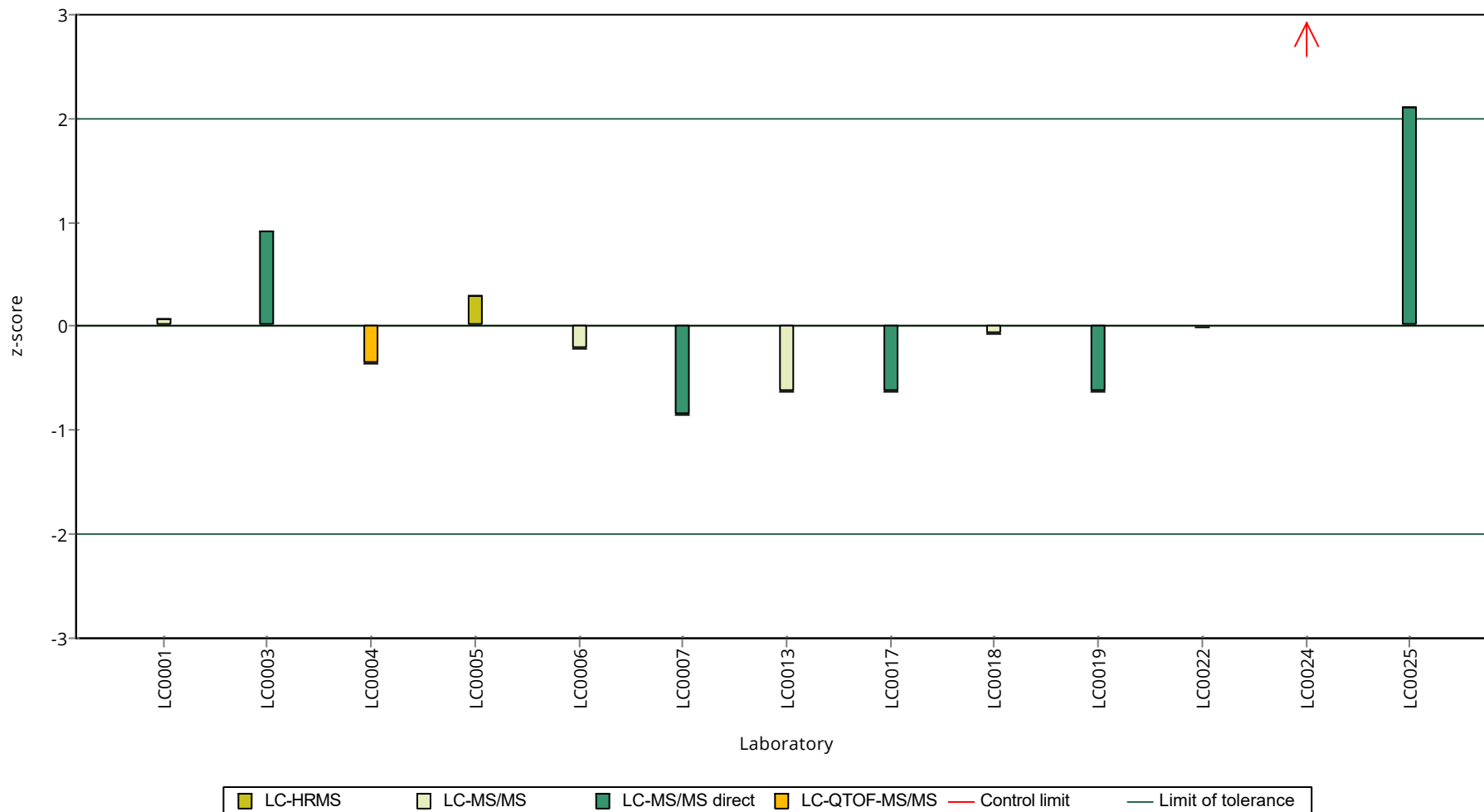
Results



**Recovery rate**



**z-Score**



Parameter oriented report Herbicides/pesticides - H003

Sample: H003B, Parameter: Chloridazon-desphenyl

## Parameter oriented report

### H003 B

#### Chloridazon-desphenyl

Unit	µg/l
Assigned value ± U (k=2)	0.245 ± 0.0118
Criterion	0.0269 (11 %)
Minimum - Maximum	0.21 - 0.279
Control test value ± U (k=2)	0.213 ± 0.0426

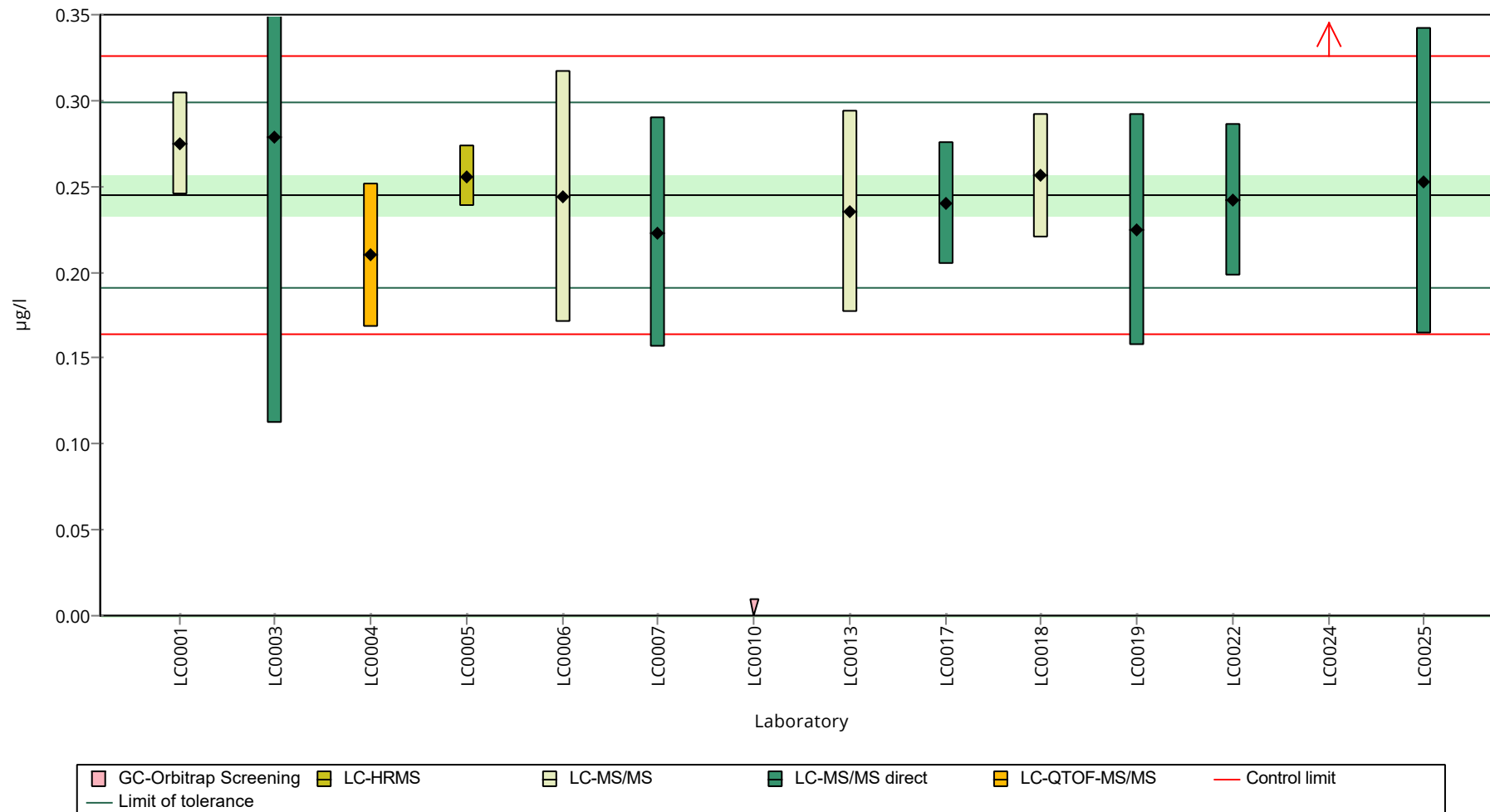
Labcode	Result ± U	Recovery [%]	z-Score	Comments
LC0001	0.275 ± 0.03	112	1.12	
LC0002	- ± -	-	-	
LC0003	0.279 ± 0.167	114	1.27	
LC0004	0.21 ± 0.042	85.8	-1.29	
LC0005	0.25599 ± 0.01741	105	0.41	
LC0006	0.244 ± 0.0732	99.7	-0.03	
LC0007	0.223 ± 0.067	91.1	-0.81	
LC0008	- ± -	-	-	
LC0009	- ± -	-	-	
LC0010	<0.01 (LOD) ± -	-	-	FN
LC0011	- ± -	-	-	
LC0012	- ± -	-	-	
LC0013	0.235 ± 0.0588	96	-0.37	
LC0014	- ± -	-	-	
LC0015	- ± -	-	-	
LC0016	- ± -	-	-	
LC0017	0.24 ± 0.036	98	-0.18	
LC0018	0.256 ± 0.036	105	0.41	
LC0019	0.225 ± 0.0675	91.9	-0.74	
LC0020	- ± -	-	-	
LC0021	- ± -	-	-	
LC0022	0.242 ± 0.044	98.8	-0.11	
LC0023	- ± -	-	-	
LC0024	0.5822 ± 0.1576	238	12.53	H
LC0025	0.253 ± 0.089	103	0.3	

#### Characteristics of parameter

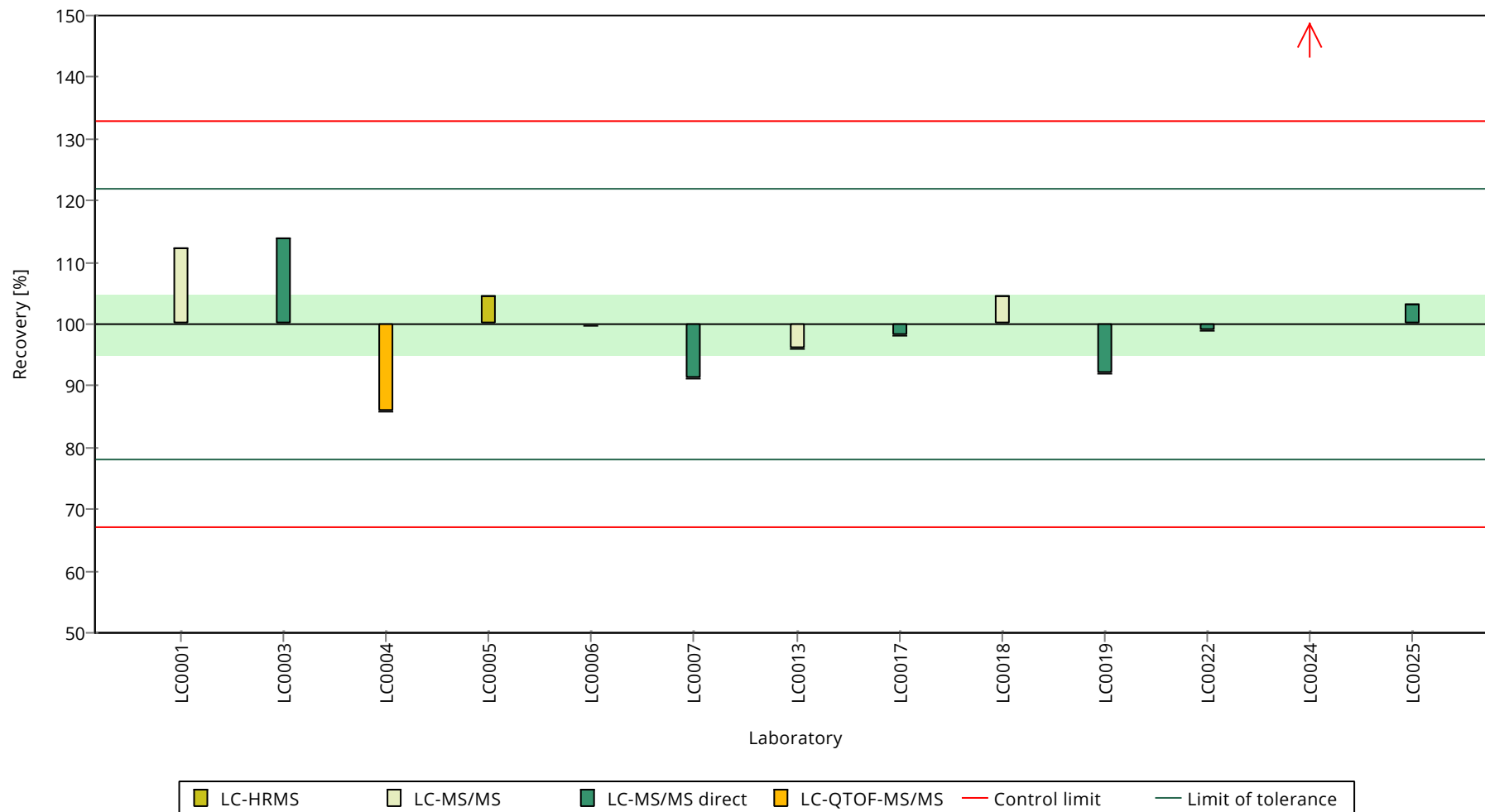
	all results	without outliers	Unit
Mean ± CI (99%)	0.271 ± 0.0795	0.245 ± 0.0177	µg/l
Minimum	0.21	0.21	µg/l
Maximum	0.582	0.279	µg/l
Standard deviation	0.0956	0.0205	µg/l
rel. standard deviation	35.3	8.36	%
n	13	12	-

Graphical presentation of results

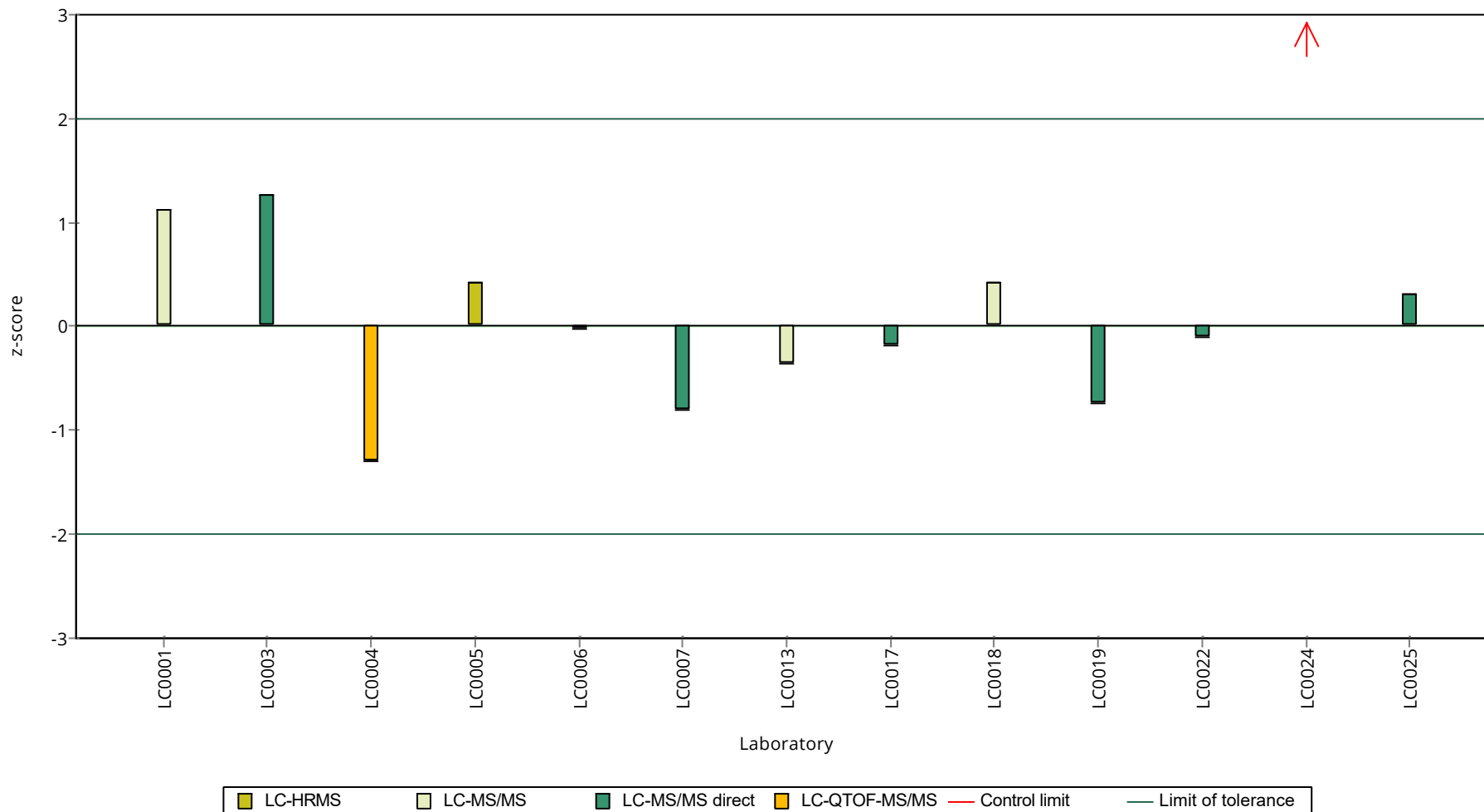
Results



**Recovery rate**



**z-Score**



Parameter oriented report Herbicides/pesticides - H003

Sample: H003A, Parameter: Chlorothalonil-4-hydroxy

## Parameter oriented report

### H003 A

#### Chlorothalonil-4-hydroxy \*

Unit  $\mu\text{g/l}$   
Assigned value  $\pm U$  (k=2) -  
Criterion -  
Minimum - Maximum 0.23 - 0.247  
Control test value  $\pm U$  (k=2)  $0.192 \pm 0.096$

\* For this substance there are too few laboratory results available (n<6), therefore the calculated mean value  $MV \pm U(k=2)$  based on the data of the (accredited) laboratories (n) after outlier removal are given for information. It can be used for comparison as part of your internal QA measures.

$MV$  (n=2, accr.)  $\pm U(k=2)$ :  $0.234 \pm 0.007 \mu\text{g/l}$

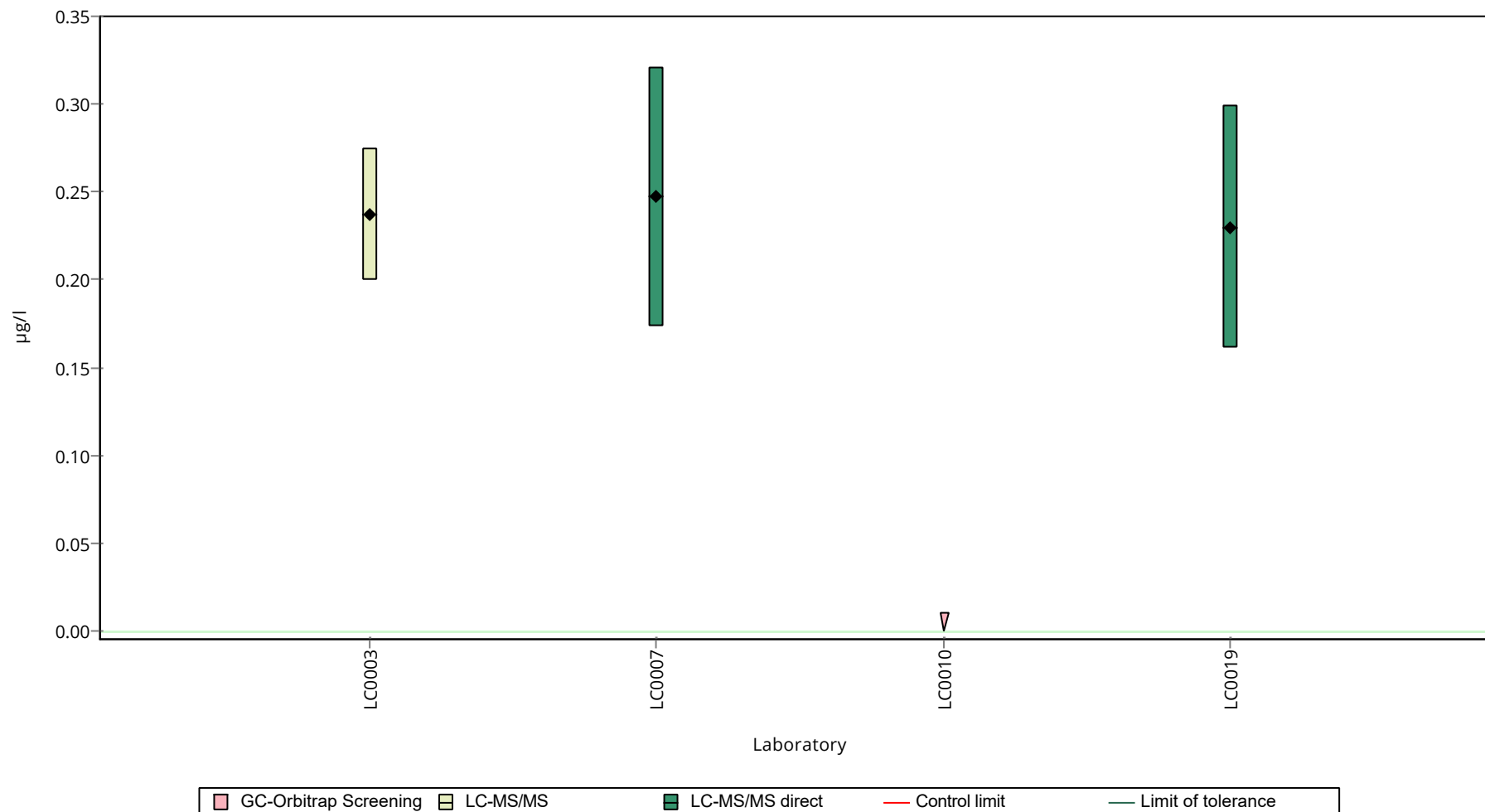
Labcode	Result $\pm U$	Recovery [%]	z-Score	Comments
LC0001	- $\pm$ -	-	-	
LC0002	- $\pm$ -	-	-	
LC0003	0.237 $\pm$ 0.038	-	-	
LC0004	- $\pm$ -	-	-	
LC0005	- $\pm$ -	-	-	
LC0006	- $\pm$ -	-	-	
LC0007	0.247 $\pm$ 0.074	-	-	
LC0008	- $\pm$ -	-	-	
LC0009	- $\pm$ -	-	-	
LC0010	<0.01 (LOD) $\pm$ -	-	-	FN
LC0011	- $\pm$ -	-	-	
LC0012	- $\pm$ -	-	-	
LC0013	- $\pm$ -	-	-	
LC0014	- $\pm$ -	-	-	
LC0015	- $\pm$ -	-	-	
LC0016	- $\pm$ -	-	-	
LC0017	- $\pm$ -	-	-	
LC0018	- $\pm$ -	-	-	
LC0019	0.23 $\pm$ 0.069	-	-	
LC0020	- $\pm$ -	-	-	
LC0021	- $\pm$ -	-	-	
LC0022	- $\pm$ -	-	-	
LC0023	- $\pm$ -	-	-	
LC0024	- $\pm$ -	-	-	
LC0025	- $\pm$ -	-	-	

#### Characteristics of parameter

	all results	without outliers	Unit
Mean $\pm$ CI (99%)	0.238 $\pm$ 0.0148	-	$\mu\text{g/l}$
Minimum	0.23	0.23	$\mu\text{g/l}$
Maximum	0.247	0.247	$\mu\text{g/l}$
Standard deviation	0.00854	-	$\mu\text{g/l}$
rel. standard deviation	3.59	-	%
n	3	3	-

**Graphical presentation of results**

**Results**



Parameter oriented report Herbicides/pesticides - H003

Sample: H003B, Parameter: Chlorothalonil-4-hydroxy

## Parameter oriented report

### H003 B

#### Chlorothalonil-4-hydroxy \*

Unit  $\mu\text{g/l}$   
Assigned value  $\pm U$  (k=2) -  
Criterion -  
Minimum - Maximum 0.406 - 0.464  
Control test value  $\pm U$  (k=2) 0.402  $\pm$  0.201

\* For this substance there are too few laboratory results available (n<6), therefore the calculated mean value MV  $\pm U$  (k=2) based on the data of the (accredited) laboratories (n) after outlier removal are given for information. It can be used for comparison as part of your internal QA measures.

MV (n=2, accr..)  $\pm U$  (k=2): 0.455  $\pm$  0.019  $\mu\text{g/l}$

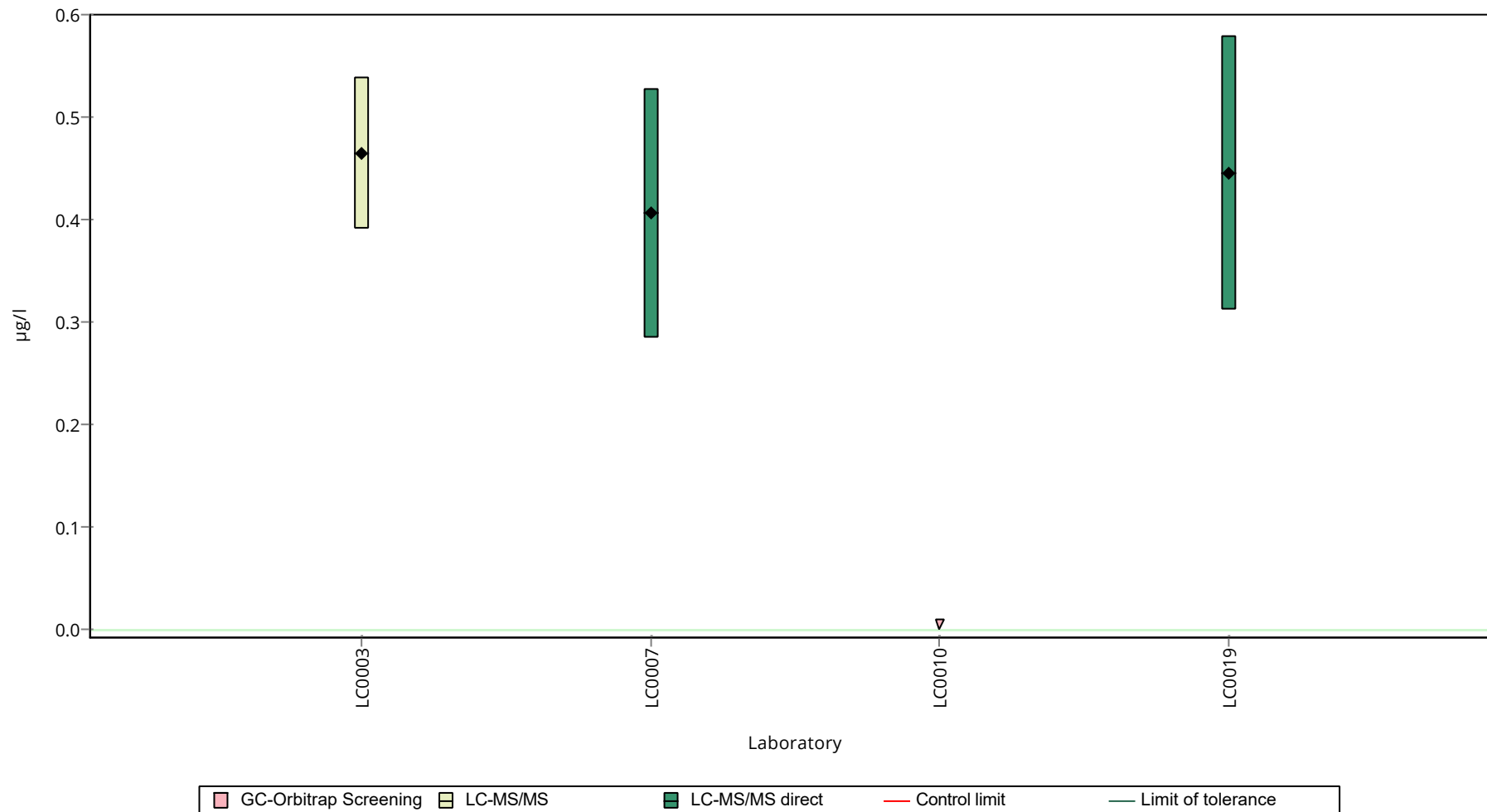
Labcode	Result $\pm U$	Recovery [%]	z-Score	Comments
LC0001	- $\pm$ -	-	-	
LC0002	- $\pm$ -	-	-	
LC0003	0.464 $\pm$ 0.0743	-	-	
LC0004	- $\pm$ -	-	-	
LC0005	- $\pm$ -	-	-	
LC0006	- $\pm$ -	-	-	
LC0007	0.406 $\pm$ 0.122	-	-	
LC0008	- $\pm$ -	-	-	
LC0009	- $\pm$ -	-	-	
LC0010	<0.01 (LOD) $\pm$ -	-	-	FN
LC0011	- $\pm$ -	-	-	
LC0012	- $\pm$ -	-	-	
LC0013	- $\pm$ -	-	-	
LC0014	- $\pm$ -	-	-	
LC0015	- $\pm$ -	-	-	
LC0016	- $\pm$ -	-	-	
LC0017	- $\pm$ -	-	-	
LC0018	- $\pm$ -	-	-	
LC0019	0.445 $\pm$ 0.1335	-	-	
LC0020	- $\pm$ -	-	-	
LC0021	- $\pm$ -	-	-	
LC0022	- $\pm$ -	-	-	
LC0023	- $\pm$ -	-	-	
LC0024	- $\pm$ -	-	-	
LC0025	- $\pm$ -	-	-	

#### Characteristics of parameter

	all results	without outliers	Unit
Mean $\pm$ CI (99%)	0.438 $\pm$ 0.0512	-	$\mu\text{g/l}$
Minimum	0.406	0.406	$\mu\text{g/l}$
Maximum	0.464	0.464	$\mu\text{g/l}$
Standard deviation	0.0296	-	$\mu\text{g/l}$
rel. standard deviation	6.75	-	%
n	3	3	-

**Graphical presentation of results**

**Results**



Parameter oriented report Herbicides/pesticides -  
H003

Sample: H003A, Parameter: Chlorothalonil  
Metabolite R417888 (Chlorothalonil-ESA)

## Parameter oriented report

### H003 A

#### Chlorothalonil Metabolite R417888 (Chlorothalonil-ESA)

Unit  $\mu\text{g/l}$   
Assigned value  $\pm U$  (k=2)  $0.0798 \pm 0.00395$   
Criterion  $0.016$  (20 %)  
Minimum - Maximum  $0.067 - 0.0943$   
Control test value  $\pm U$  (k=2)  $0.0696 \pm 0.0104$

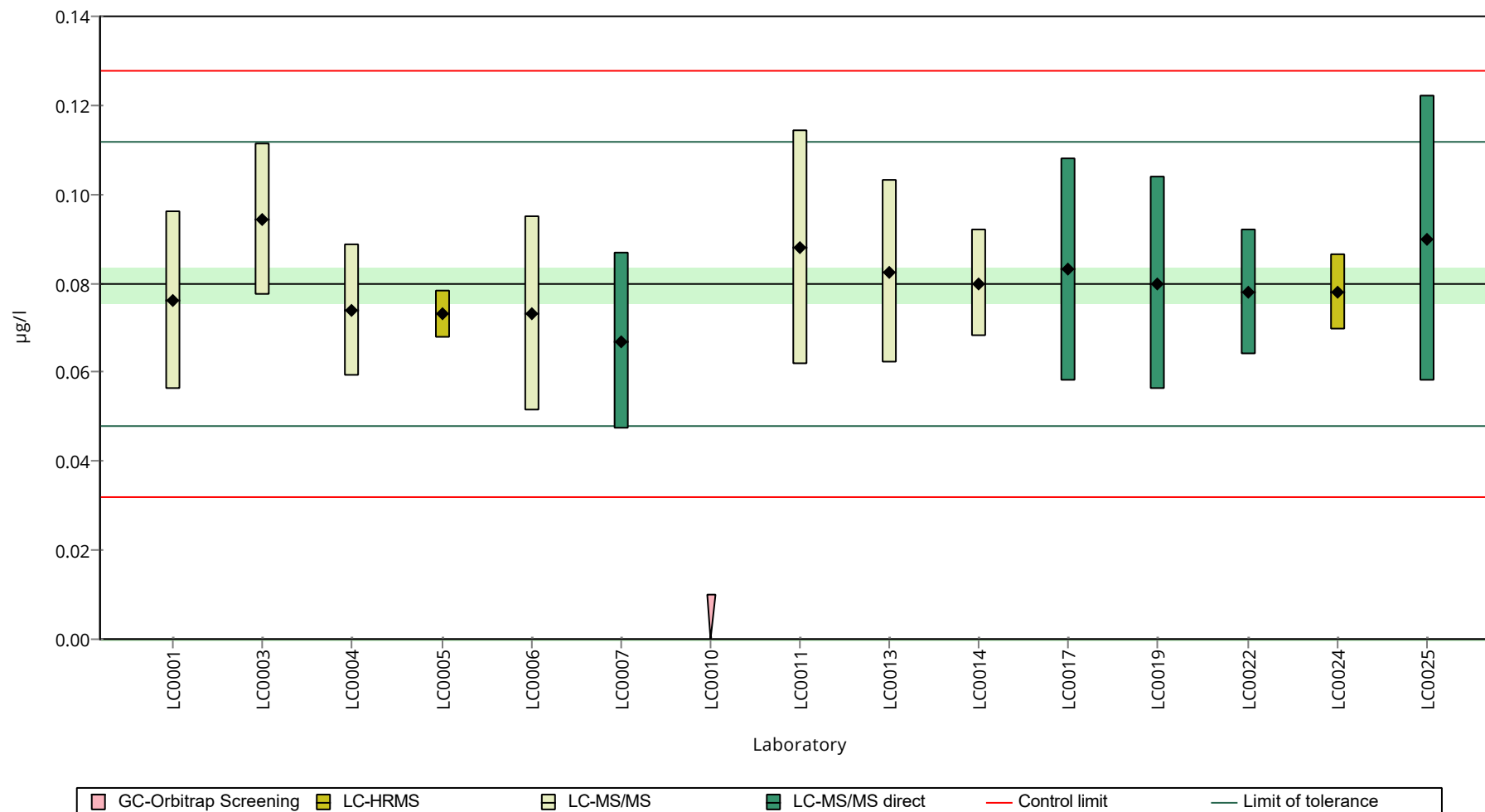
Labcode	Result $\pm U$	Recovery [%]	z-Score	Comments
LC0001	$0.076 \pm 0.02$	95.3	-0.24	
LC0002	- $\pm$ -	-	-	
LC0003	$0.0943 \pm 0.017$	118	0.91	
LC0004	$0.074 \pm 0.0148$	92.8	-0.36	
LC0005	$0.07303 \pm 0.00551$	91.5	-0.42	
LC0006	$0.073 \pm 0.0219$	91.5	-0.42	
LC0007	$0.067 \pm 0.02$	84	-0.8	
LC0008	- $\pm$ -	-	-	
LC0009	- $\pm$ -	-	-	
LC0010	$<0.01$ (LOD) $\pm$ -	-	-	FN
LC0011	$0.088 \pm 0.0264$	110	0.52	
LC0012	- $\pm$ -	-	-	
LC0013	$0.0825 \pm 0.0206$	103	0.17	
LC0014	$0.08 \pm 0.012$	100	0.01	
LC0015	- $\pm$ -	-	-	
LC0016	- $\pm$ -	-	-	
LC0017	$0.083 \pm 0.025$	104	0.2	
LC0018	- $\pm$ -	-	-	
LC0019	$0.08 \pm 0.024$	100	0.01	
LC0020	- $\pm$ -	-	-	
LC0021	- $\pm$ -	-	-	
LC0022	$0.078 \pm 0.014$	97.8	-0.11	
LC0023	- $\pm$ -	-	-	
LC0024	$0.07793 \pm 0.00864$	97.7	-0.12	
LC0025	$0.09 \pm 0.032$	113	0.64	

#### Characteristics of parameter

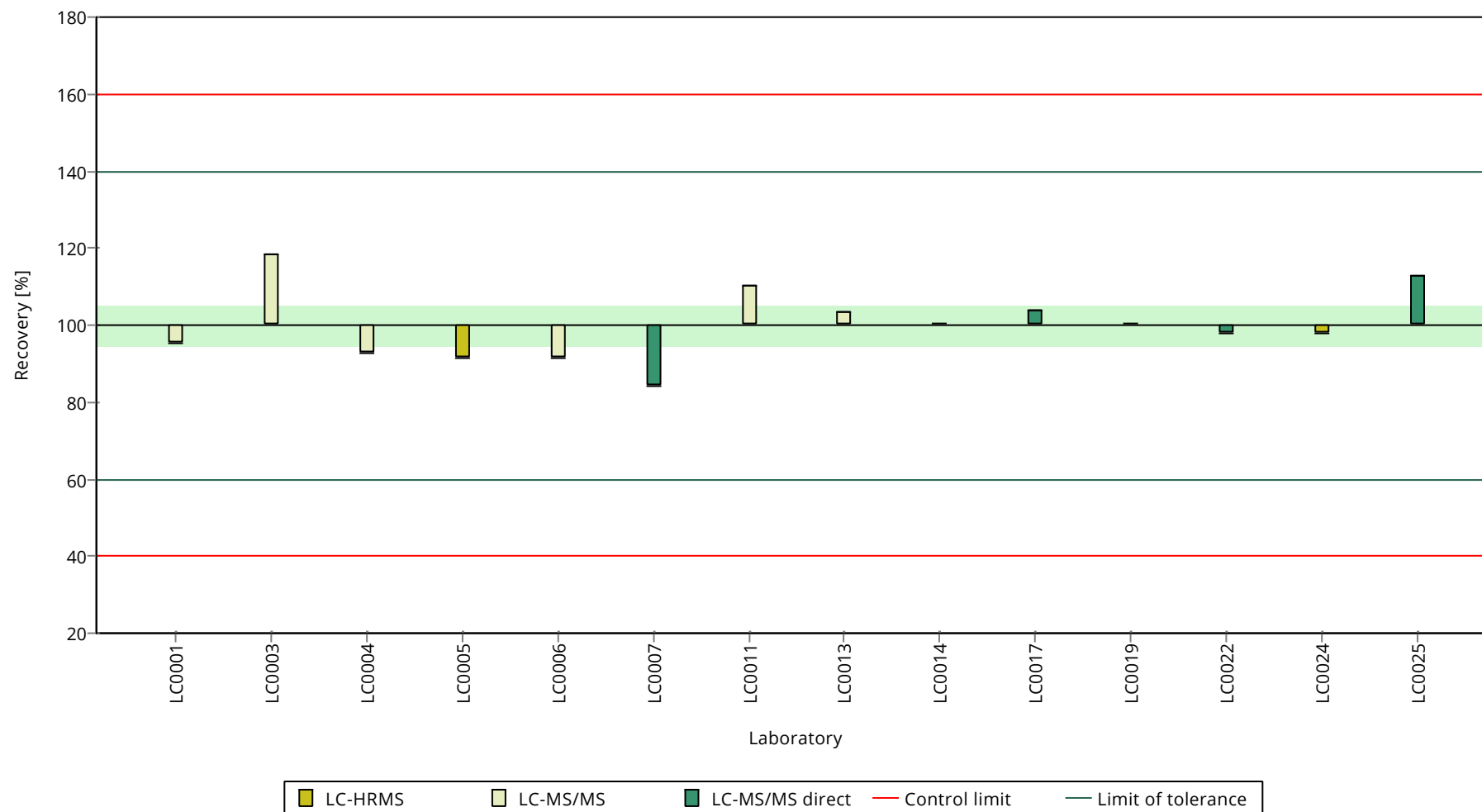
	all results	without outliers	Unit
Mean $\pm$ CI (99%)	$0.0798 \pm 0.00592$	$0.0798 \pm 0.00592$	$\mu\text{g/l}$
Minimum	0.067	0.067	$\mu\text{g/l}$
Maximum	0.0943	0.0943	$\mu\text{g/l}$
Standard deviation	0.00739	0.00739	$\mu\text{g/l}$
rel. standard deviation	9.26	9.26	%
n	14	14	-

Graphical presentation of results

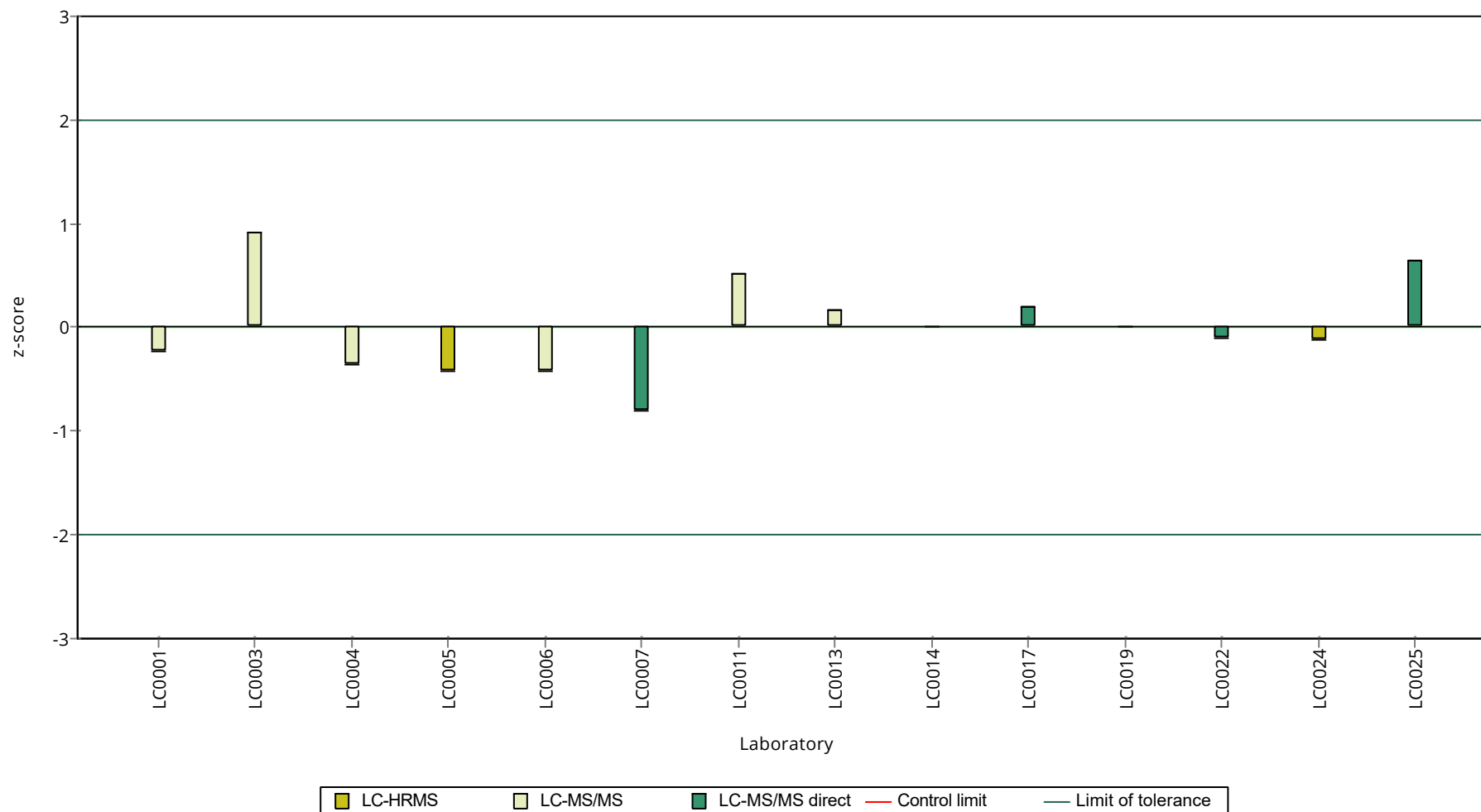
Results



**Recovery rate**



**z-Score**



Parameter oriented report Herbicides/pesticides - H003

Sample: H003B, Parameter: Chlorothalonil Metabolite R417888 (Chlorothalonil-ESA)

## Parameter oriented report

### H003 B

#### Chlorothalonil Metabolite R417888 (Chlorothalonil-ESA)

Unit	µg/l
Assigned value ± U (k=2)	0.423 ± 0.0247
Criterion	0.0845 (20 %)
Minimum - Maximum	0.341 - 0.498
Control test value ± U (k=2)	0.400 ± 0.06

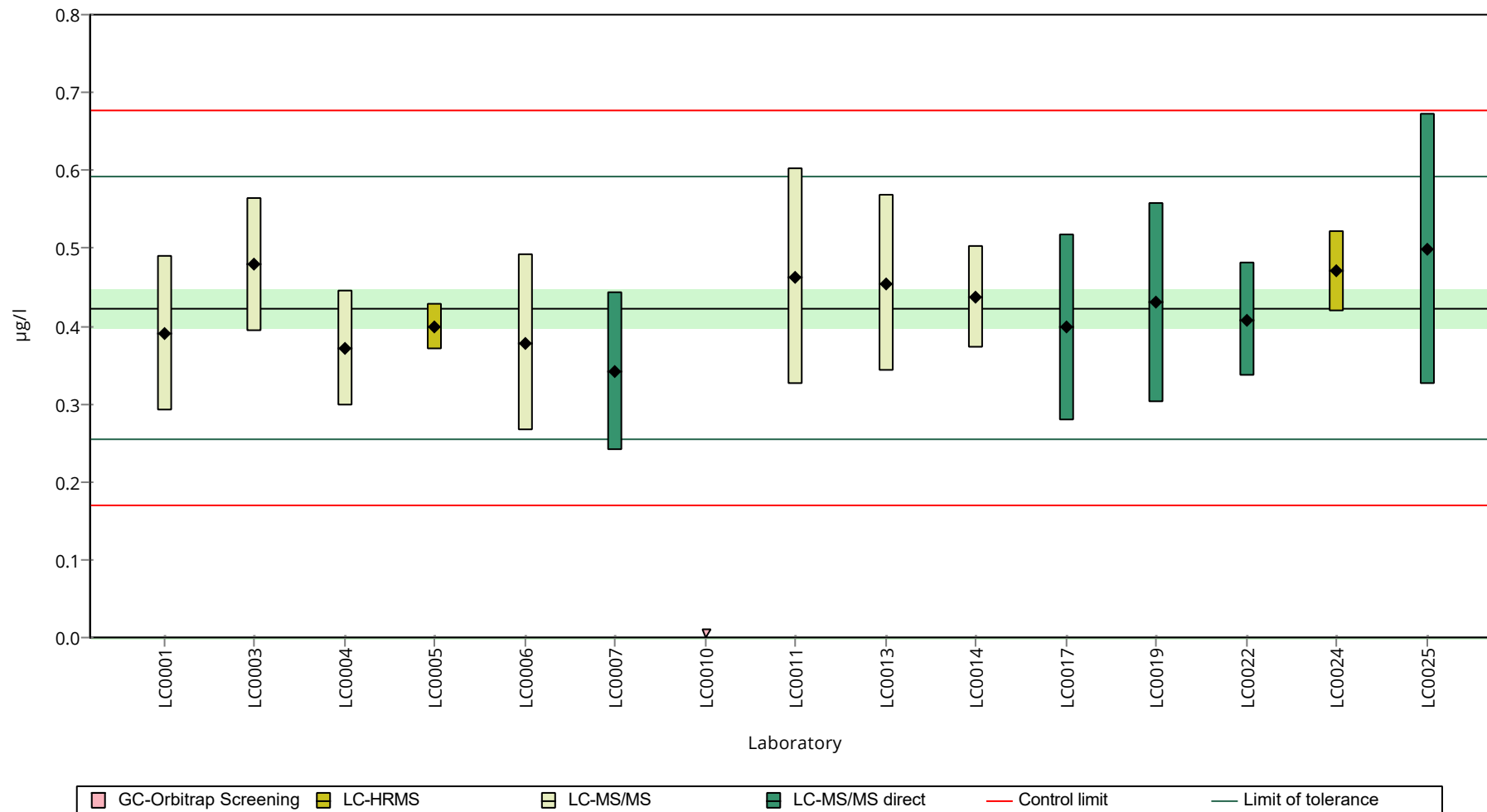
Labcode	Result ± U	Recovery [%]	z-Score	Comments
LC0001	0.39 ± 0.1	92.3	-0.39	
LC0002	- ± -	-	-	
LC0003	0.479 ± 0.0862	113	0.67	
LC0004	0.372 ± 0.074	88	-0.6	
LC0005	0.39861 ± 0.0301	94.3	-0.28	
LC0006	0.378 ± 0.1134	89.4	-0.53	
LC0007	0.341 ± 0.102	80.7	-0.97	
LC0008	- ± -	-	-	
LC0009	- ± -	-	-	
LC0010	<0.01 (LOD) ± -	-	-	FN
LC0011	0.463 ± 0.1389	110	0.48	
LC0012	- ± -	-	-	
LC0013	0.455 ± 0.1138	108	0.38	
LC0014	0.437 ± 0.066	103	0.17	
LC0015	- ± -	-	-	
LC0016	- ± -	-	-	
LC0017	0.398 ± 0.119	94.2	-0.29	
LC0018	- ± -	-	-	
LC0019	0.43 ± 0.129	102	0.09	
LC0020	- ± -	-	-	
LC0021	- ± -	-	-	
LC0022	0.408 ± 0.073	96.5	-0.17	
LC0023	- ± -	-	-	
LC0024	0.4701 ± 0.05213	111	0.56	
LC0025	0.498 ± 0.174	118	0.89	

#### Characteristics of parameter

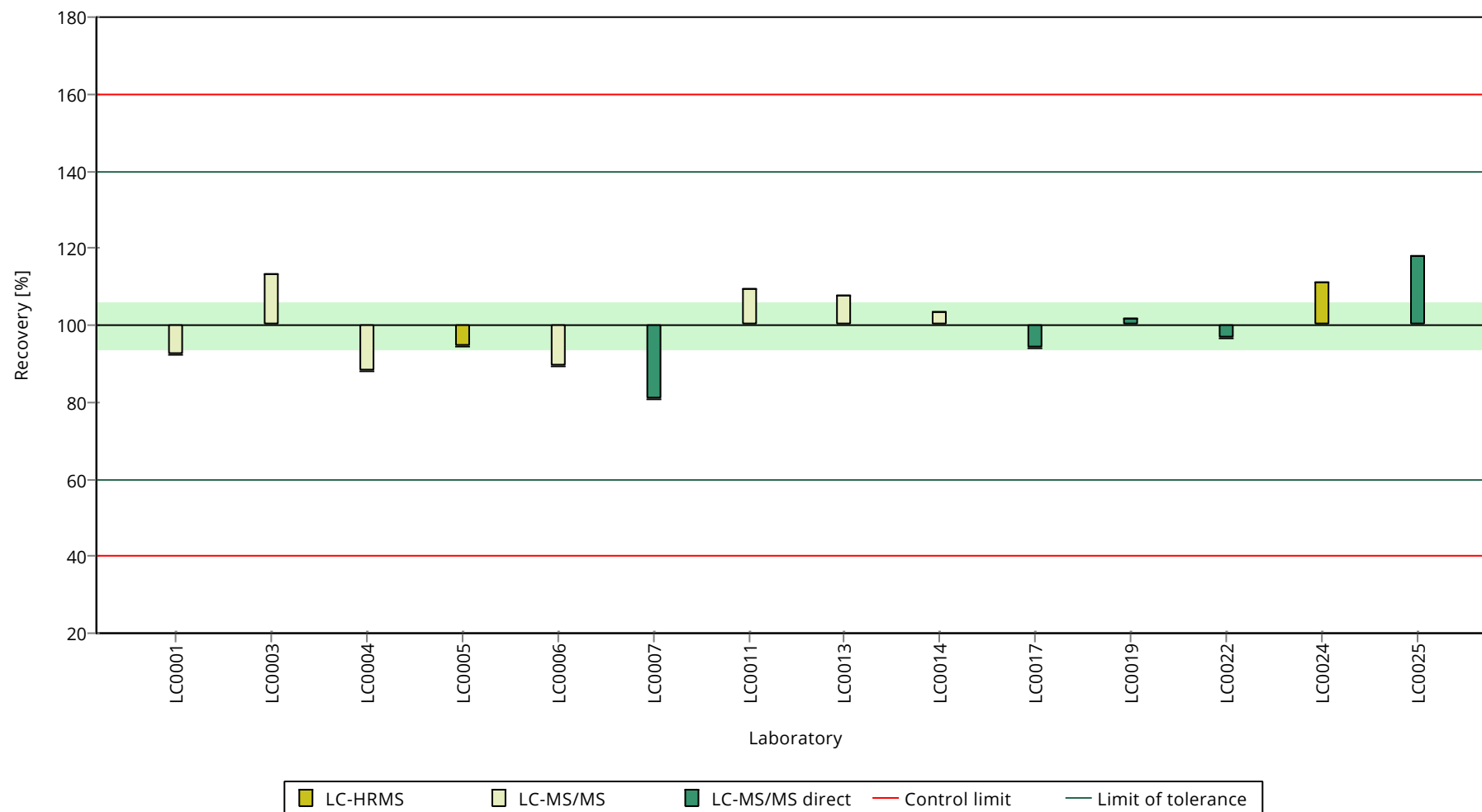
	all results	without outliers	Unit
Mean ± CI (99%)	0.423 ± 0.037	0.423 ± 0.037	µg/l
Minimum	0.341	0.341	µg/l
Maximum	0.498	0.498	µg/l
Standard deviation	0.0462	0.0462	µg/l
rel. standard deviation	10.9	10.9	%
n	14	14	-

Graphical presentation of results

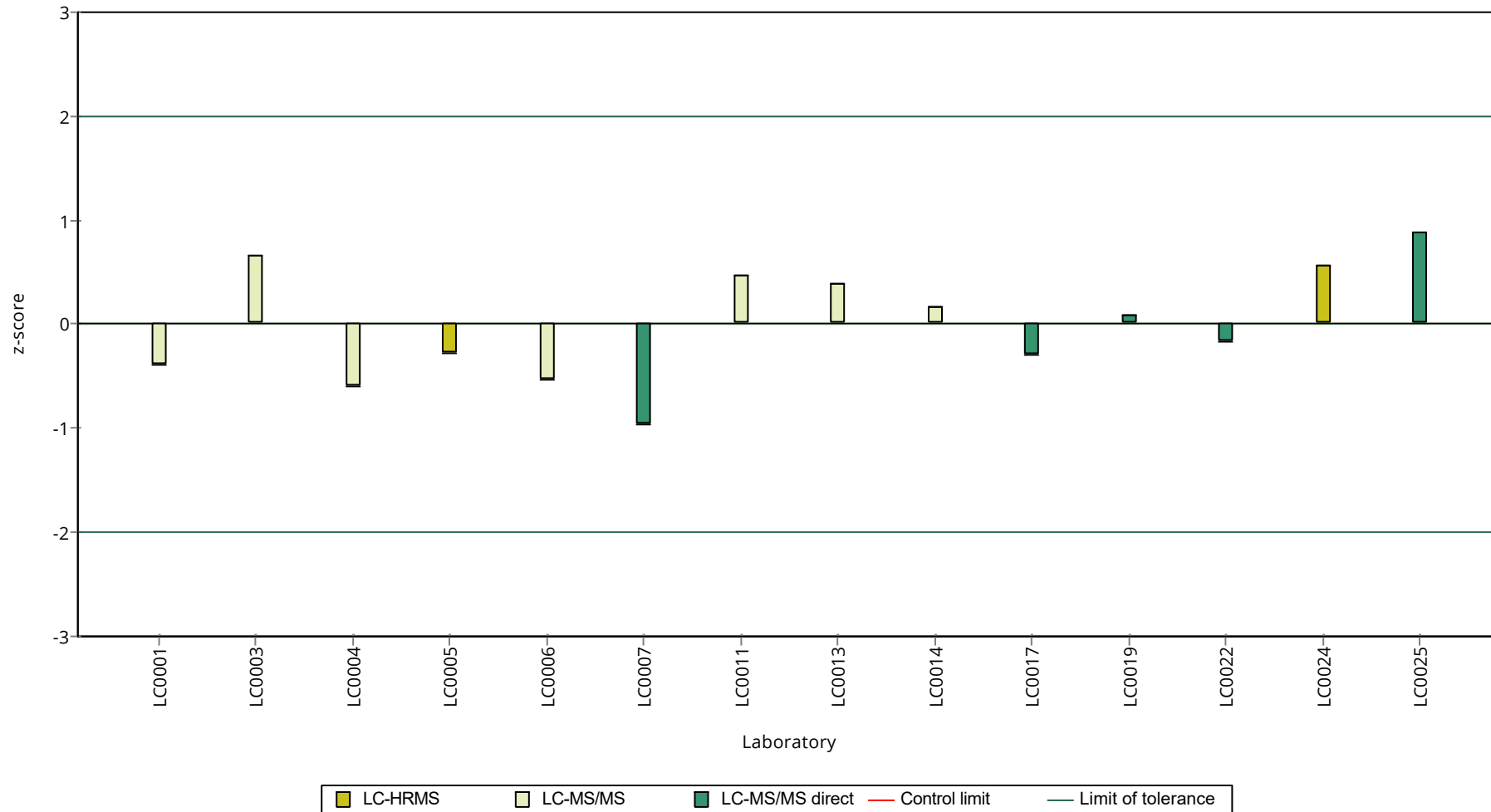
Results



**Recovery rate**



**z-Score**



Parameter oriented report Herbicides/pesticides - H003

Sample: H003A, Parameter: Chlorothalonil Metabolite R471811

## Parameter oriented report

### H003 A

#### Chlorothalonil Metabolite R471811

Unit	µg/l
Assigned value ± U (k=2)	0.187 ± 0.0395
Criterion	0.0655 (35 %)
Minimum - Maximum	0.075 - 0.273
Control test value ± U (k=2)	0.212 ± 0.053

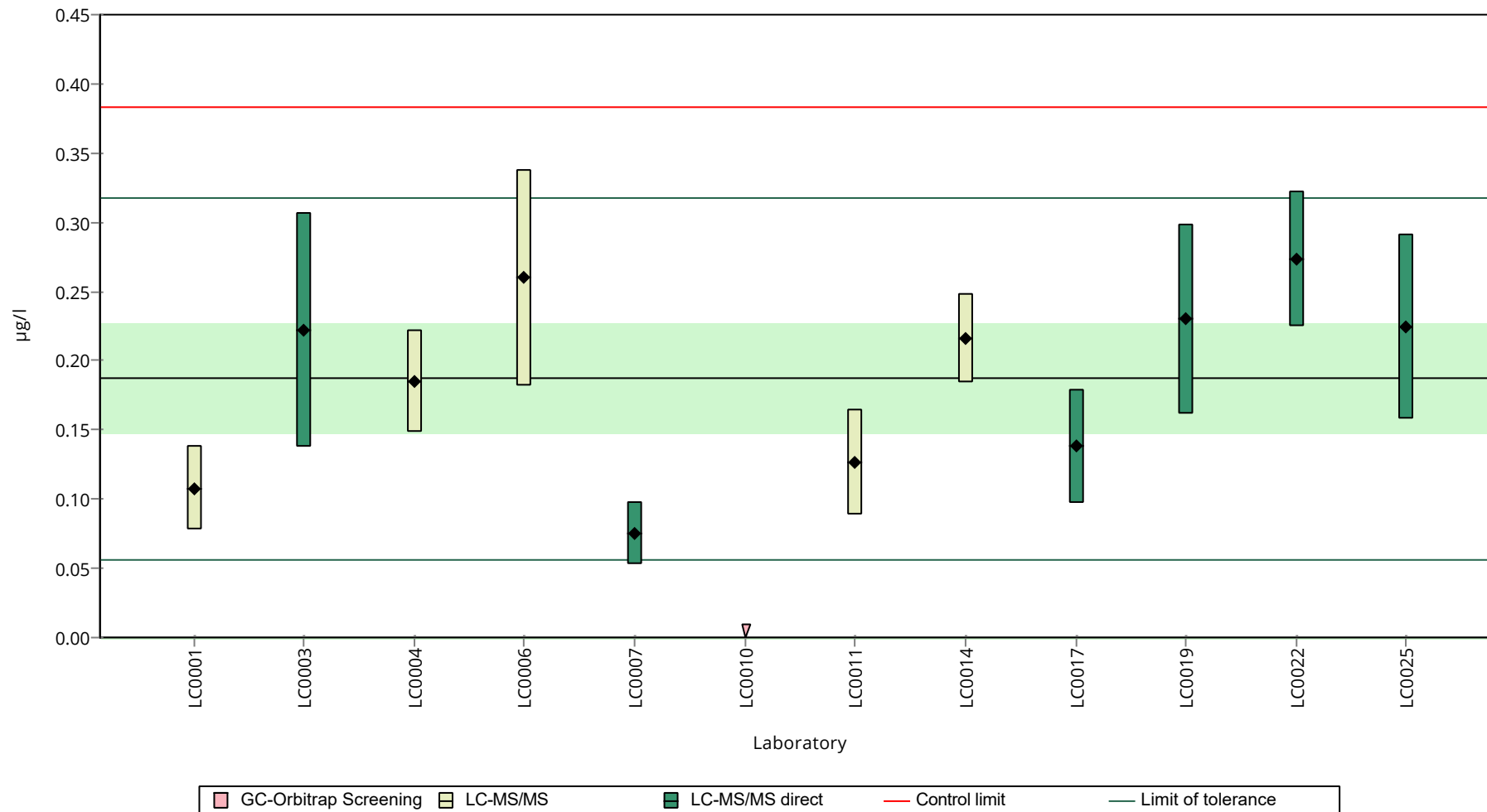
Labcode	Result ± U	Recovery [%]	z-Score	Comments
LC0001	0.108 ± 0.03	57.7	-1.21	
LC0002	- ± -	-	-	
LC0003	0.222 ± 0.0845	119	0.53	
LC0004	0.185 ± 0.037	98.9	-0.03	
LC0005	- ± -	-	-	
LC0006	0.26 ± 0.078	139	1.11	
LC0007	0.075 ± 0.023	40.1	-1.71	
LC0008	- ± -	-	-	
LC0009	- ± -	-	-	
LC0010	<0.01 (LOD) ± -	-	-	FN
LC0011	0.127 ± 0.0381	67.9	-0.92	
LC0012	- ± -	-	-	
LC0013	- ± -	-	-	
LC0014	0.216 ± 0.032	115	0.44	
LC0015	- ± -	-	-	
LC0016	- ± -	-	-	
LC0017	0.138 ± 0.041	73.8	-0.75	
LC0018	- ± -	-	-	
LC0019	0.23 ± 0.069	123	0.66	
LC0020	- ± -	-	-	
LC0021	- ± -	-	-	
LC0022	0.273 ± 0.049	146	1.31	
LC0023	- ± -	-	-	
LC0024	- ± -	-	-	
LC0025	0.224 ± 0.067	120	0.56	

#### Characteristics of parameter

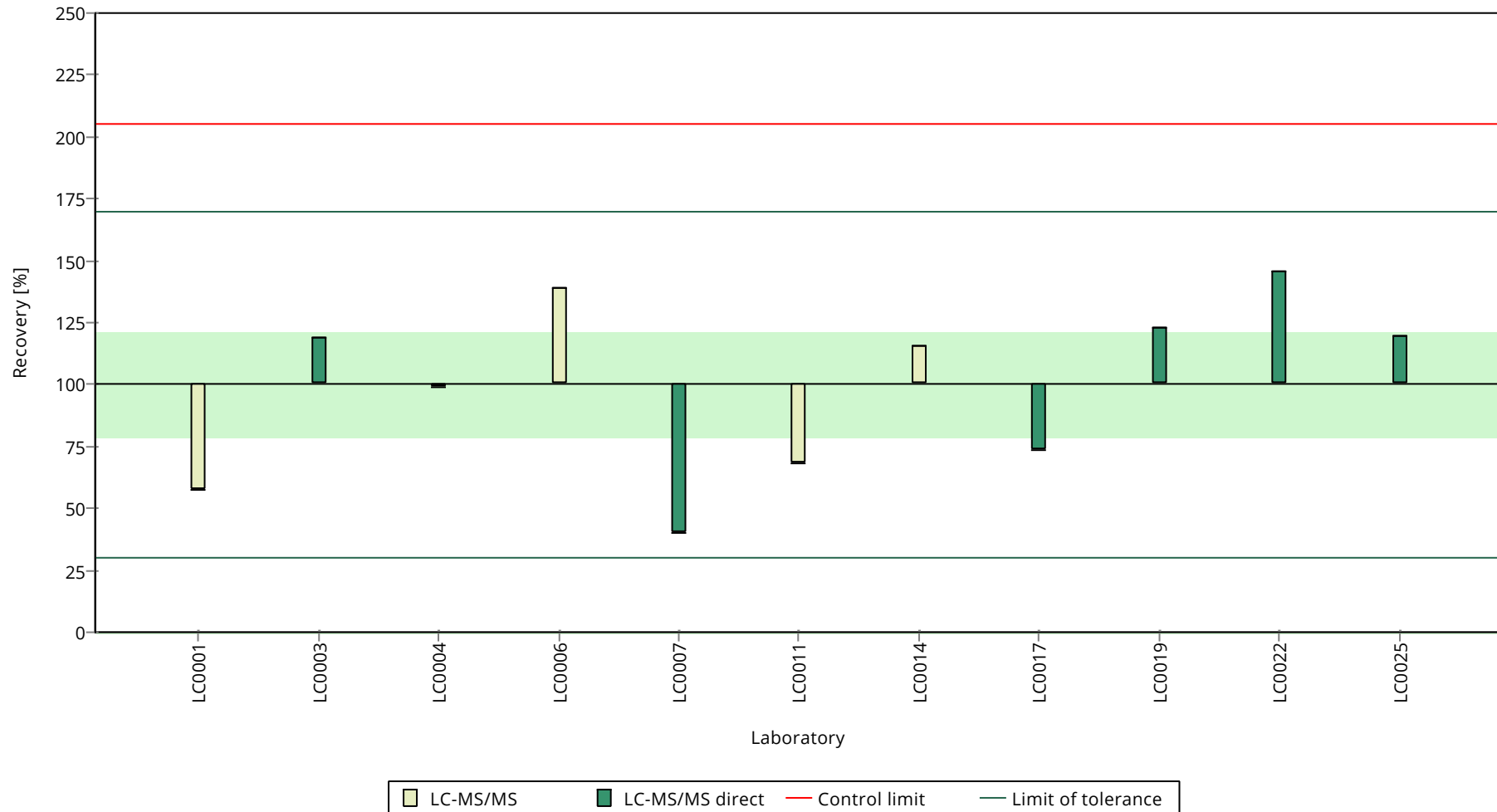
	all results	without outliers	Unit
Mean ± CI (99%)	0.187 ± 0.0592	0.187 ± 0.0592	µg/l
Minimum	0.075	0.075	µg/l
Maximum	0.273	0.273	µg/l
Standard deviation	0.0654	0.0654	µg/l
rel. standard deviation	35	35	%
n	11	11	-

Graphical presentation of results

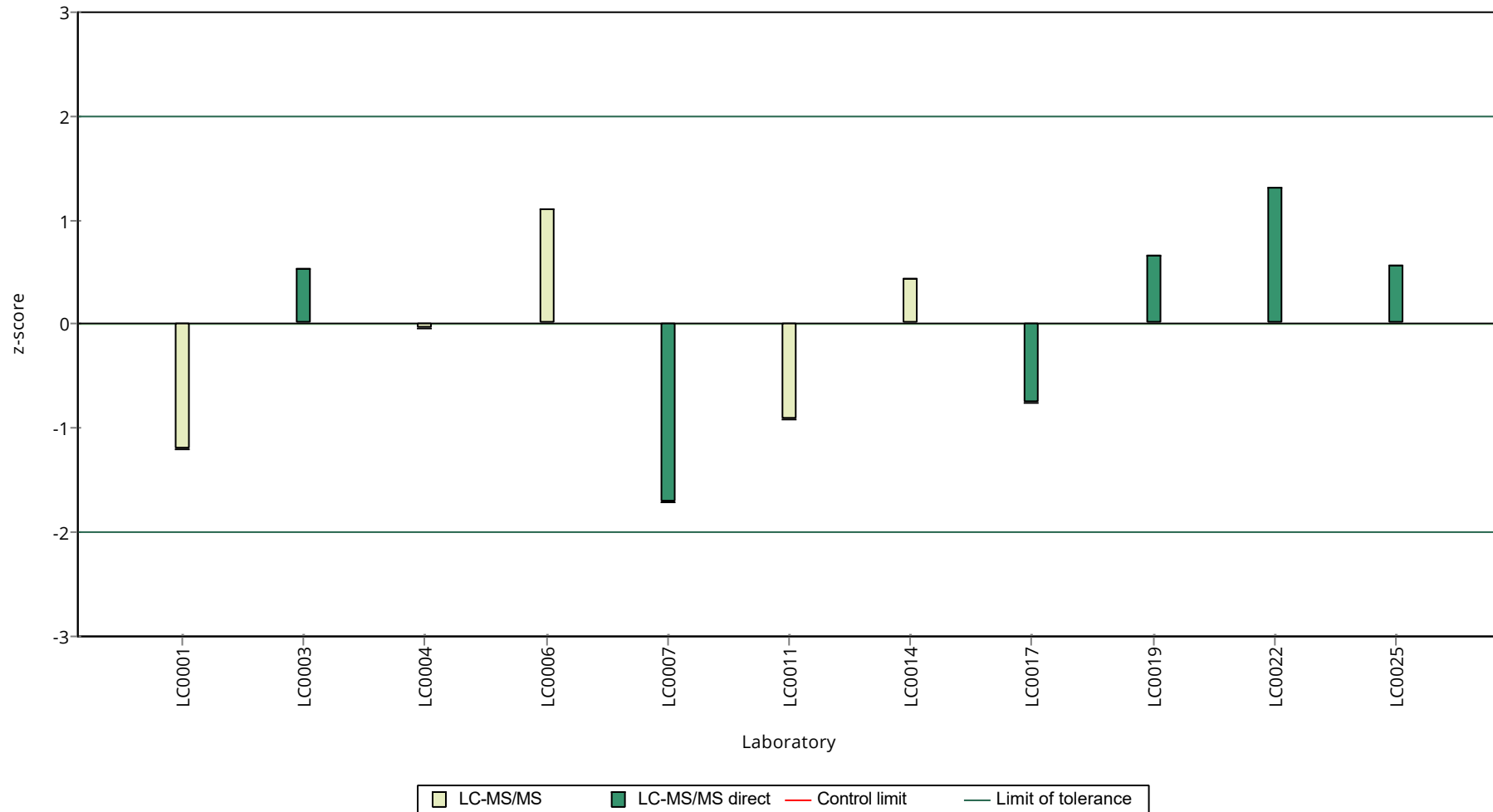
Results



**Recovery rate**



**z-Score**



Parameter oriented report Herbicides/pesticides - H003

Sample: H003B, Parameter: Chlorothalonil Metabolite R471811

## Parameter oriented report

### H003 B

#### Chlorothalonil Metabolite R471811

Unit	µg/l
Assigned value ± U (k=2)	0.644 ± 0.0996
Criterion	0.167 (26 %)
Minimum - Maximum	0.363 - 0.844
Control test value ± U (k=2)	0.654 ± 0.164

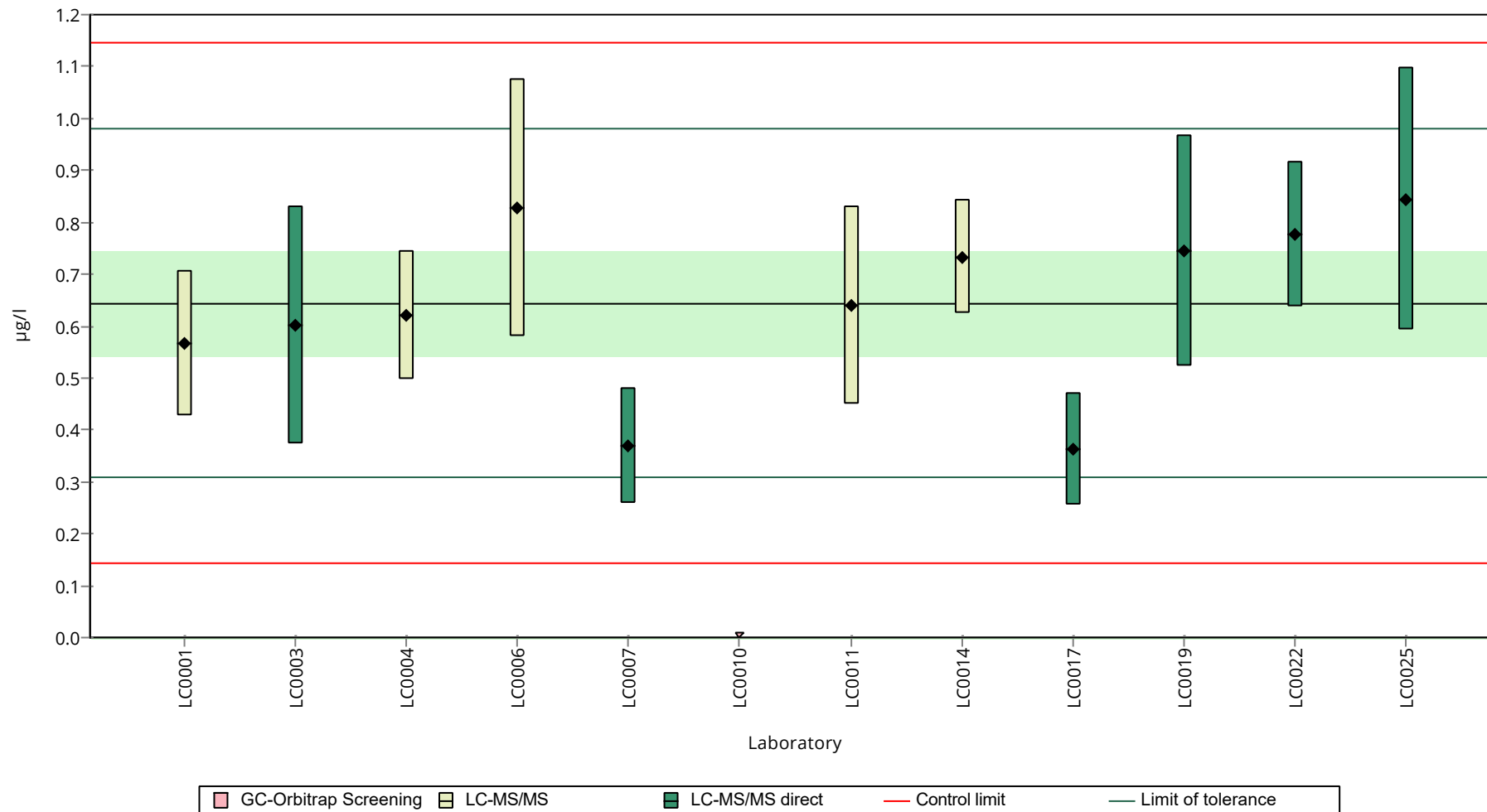
Labcode	Result ± U	Recovery [%]	z-Score	Comments
LC0001	0.566 ± 0.14	87.9	-0.47	
LC0002	- ± -	-	-	
LC0003	0.602 ± 0.229	93.5	-0.25	
LC0004	0.62 ± 0.124	96.2	-0.14	
LC0005	- ± -	-	-	
LC0006	0.827 ± 0.2481	128	1.09	
LC0007	0.369 ± 0.111	57.3	-1.64	
LC0008	- ± -	-	-	
LC0009	- ± -	-	-	
LC0010	<0.01 (LOD) ± -	-	-	FN
LC0011	0.639 ± 0.1917	99.2	-0.03	
LC0012	- ± -	-	-	
LC0013	- ± -	-	-	
LC0014	0.733 ± 0.11	114	0.53	
LC0015	- ± -	-	-	
LC0016	- ± -	-	-	
LC0017	0.363 ± 0.109	56.4	-1.68	
LC0018	- ± -	-	-	
LC0019	0.745 ± 0.2235	116	0.6	
LC0020	- ± -	-	-	
LC0021	- ± -	-	-	
LC0022	0.778 ± 0.14	121	0.8	
LC0023	- ± -	-	-	
LC0024	- ± -	-	-	
LC0025	0.844 ± 0.253	131	1.19	

#### Characteristics of parameter

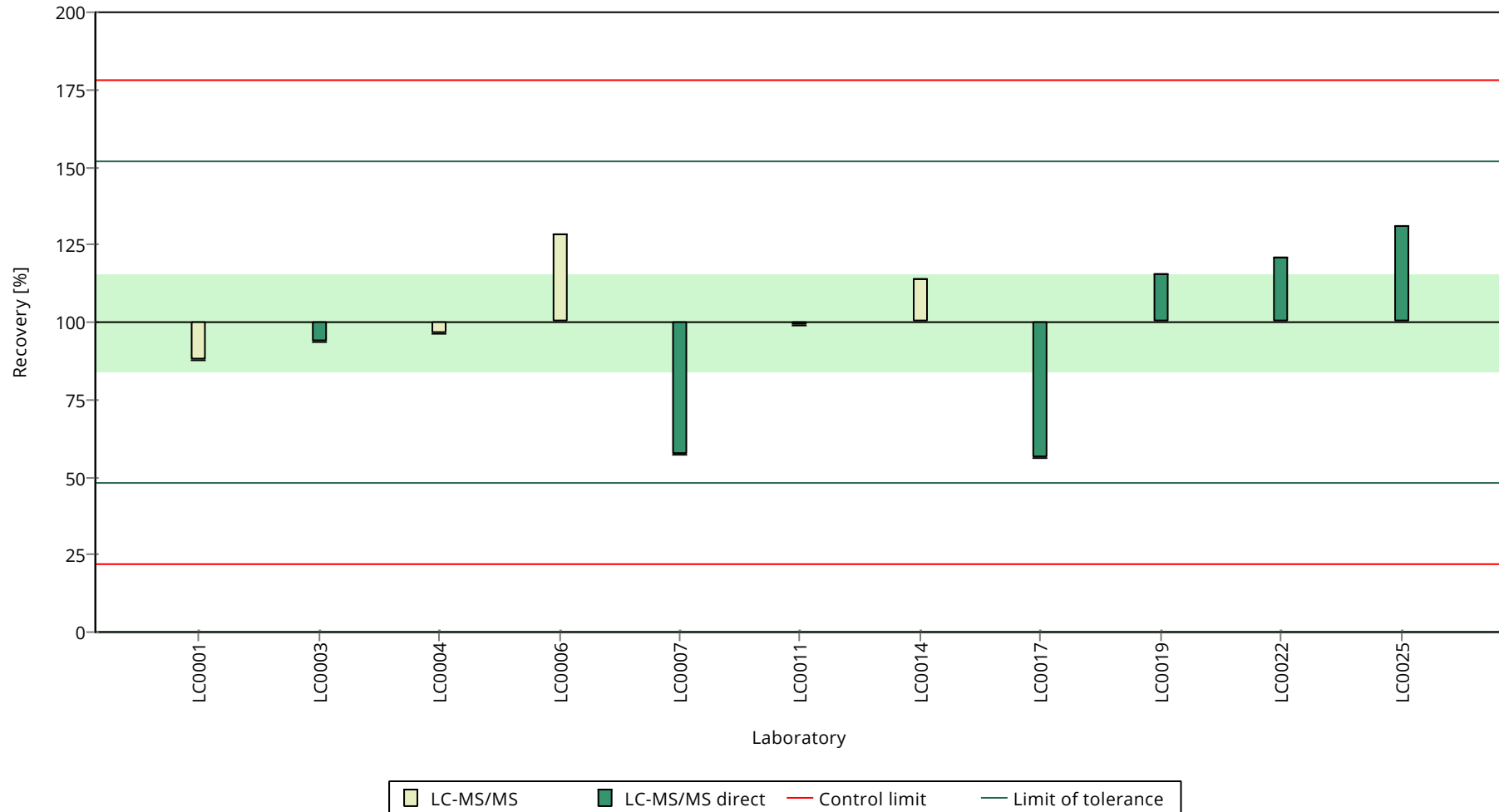
	all results	without outliers	Unit
Mean ± CI (99%)	0.644 ± 0.149	0.644 ± 0.149	µg/l
Minimum	0.363	0.363	µg/l
Maximum	0.844	0.844	µg/l
Standard deviation	0.165	0.165	µg/l
rel. standard deviation	25.6	25.6	%
n	11	11	-

Graphical presentation of results

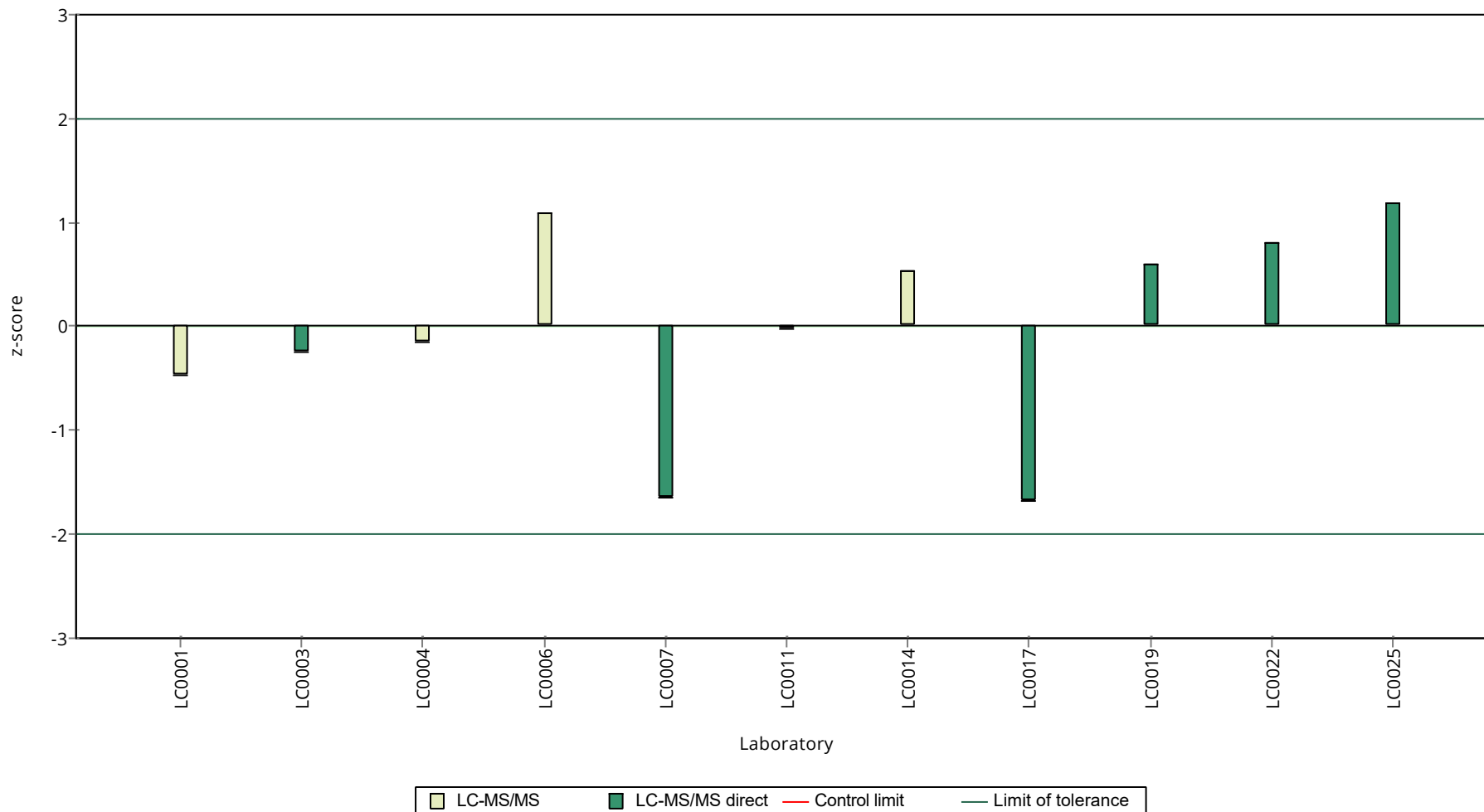
Results



**Recovery rate**



**z-Score**



Parameter oriented report Herbicides/pesticides - H003

Sample: H003A, Parameter: Chlorothalonil Metabolite R611965 (3-carbamyl-2,4,5-

## Parameter oriented report

### H003 A

#### Chlorothalonil Metabolite R611965 (3-carbamyl-2,4,5-trichlorobenzoic acid) \*

Unit  $\mu\text{g/l}$   
Assigned value  $\pm U$  (k=2) -  
Criterion -  
Minimum - Maximum 0.143 - 0.208  
Control test value  $\pm U$  (k=2)  $0.138 \pm 0.0619$

\* For this substance there are too few laboratory results available (n<6), therefore the calculated mean value  $MV \pm U(k=2)$  based on the data of the (accredited) laboratories (n) after outlier removal are given for information. It can be used for comparison as part of your internal QA measures.

$MV$  (n=4, accr.)  $\pm U(k=2)$ :  $0.177 \pm 0.0281 \mu\text{g/l}$

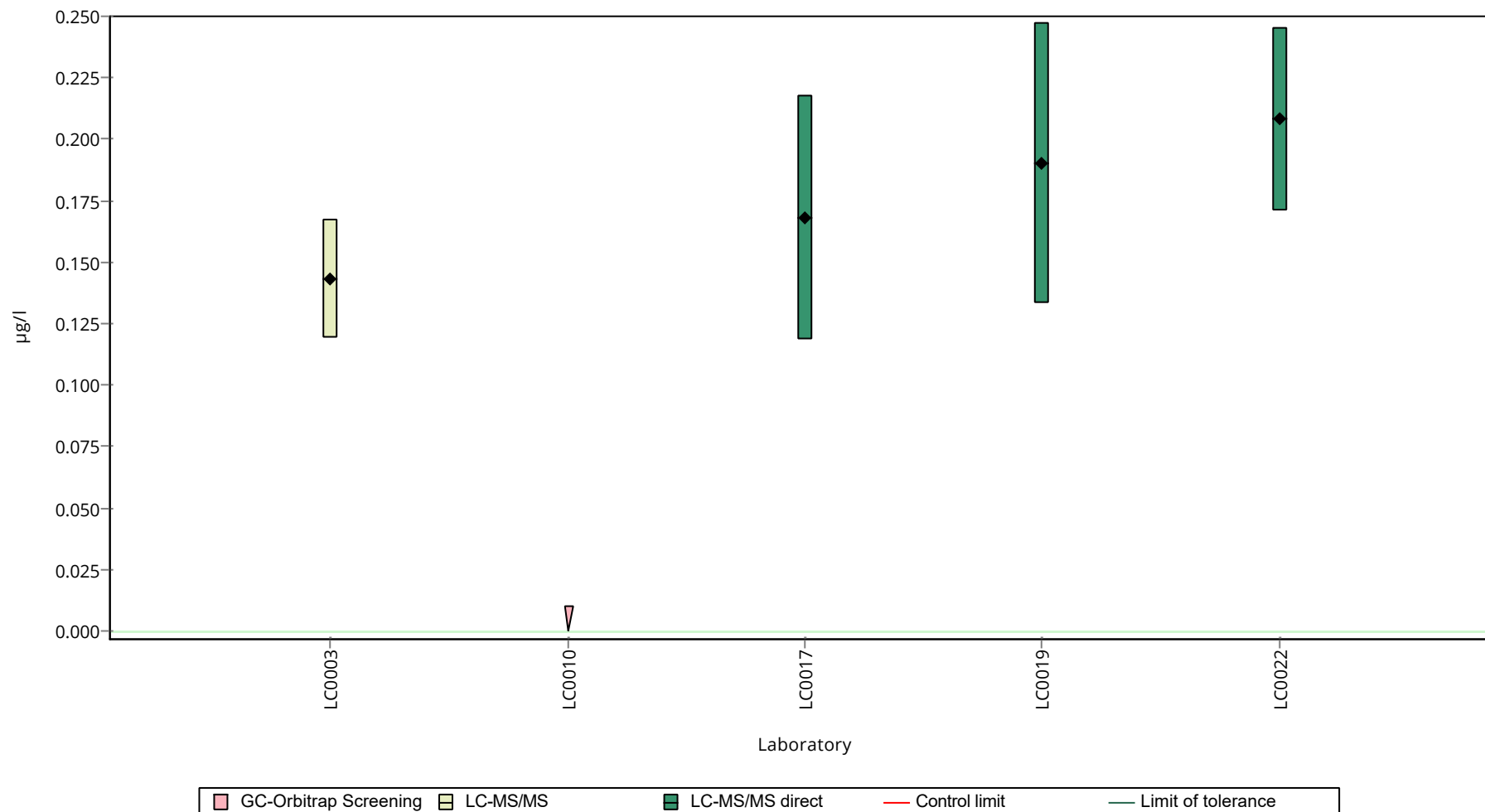
Labcode	Result $\pm U$	Recovery [%]	z-Score	Comments
LC0001	- $\pm$ -	-	-	
LC0002	- $\pm$ -	-	-	
LC0003	0.143 $\pm$ 0.0242	-	-	
LC0004	- $\pm$ -	-	-	
LC0005	- $\pm$ -	-	-	
LC0006	- $\pm$ -	-	-	
LC0007	- $\pm$ -	-	-	
LC0008	- $\pm$ -	-	-	
LC0009	- $\pm$ -	-	-	
LC0010	<0.01 (LOD) $\pm$ -	-	-	FN
LC0011	- $\pm$ -	-	-	
LC0012	- $\pm$ -	-	-	
LC0013	- $\pm$ -	-	-	
LC0014	- $\pm$ -	-	-	
LC0015	- $\pm$ -	-	-	
LC0016	- $\pm$ -	-	-	
LC0017	0.168 $\pm$ 0.05	-	-	
LC0018	- $\pm$ -	-	-	
LC0019	0.19 $\pm$ 0.057	-	-	
LC0020	- $\pm$ -	-	-	
LC0021	- $\pm$ -	-	-	
LC0022	0.208 $\pm$ 0.037	-	-	
LC0023	- $\pm$ -	-	-	
LC0024	- $\pm$ -	-	-	
LC0025	- $\pm$ -	-	-	

#### Characteristics of parameter

	all results	without outliers	Unit
Mean $\pm$ CI (99%)	0.177 $\pm$ 0.0421	-	$\mu\text{g/l}$
Minimum	0.143	0.143	$\mu\text{g/l}$
Maximum	0.208	0.208	$\mu\text{g/l}$
Standard deviation	0.0281	-	$\mu\text{g/l}$
rel. standard deviation	15.8	-	%
n	4	4	-

**Graphical presentation of results**

**Results**



Parameter oriented report Herbicides/pesticides -  
H003

Sample: H003B, Parameter: Chlorothalonil  
Metabolite R611965 (3-carbamyl-2,4,5-

## Parameter oriented report

### H003 B

#### Chlorothalonil Metabolite R611965 (3-carbamyl-2,4,5-trichlorobenzoic acid) \*

Unit  $\mu\text{g/l}$   
Assigned value  $\pm U$  (k=2) -  
Criterion -  
Minimum - Maximum 0.305 - 0.318  
Control test value  $\pm U$  (k=2)  $0.234 \pm 0.105$

\* For this substance there are too few laboratory results available (n<6), therefore the calculated mean value  $MV \pm U(k=2)$  based on the data of the (accredited) laboratories (n) after outlier removal are given for information. It can be used for comparison as part of your internal QA measures.

$MV$  (n=4, accr.)  $\pm U(k=2)$ :  $0.311 \pm 0.0058 \mu\text{g/l}$

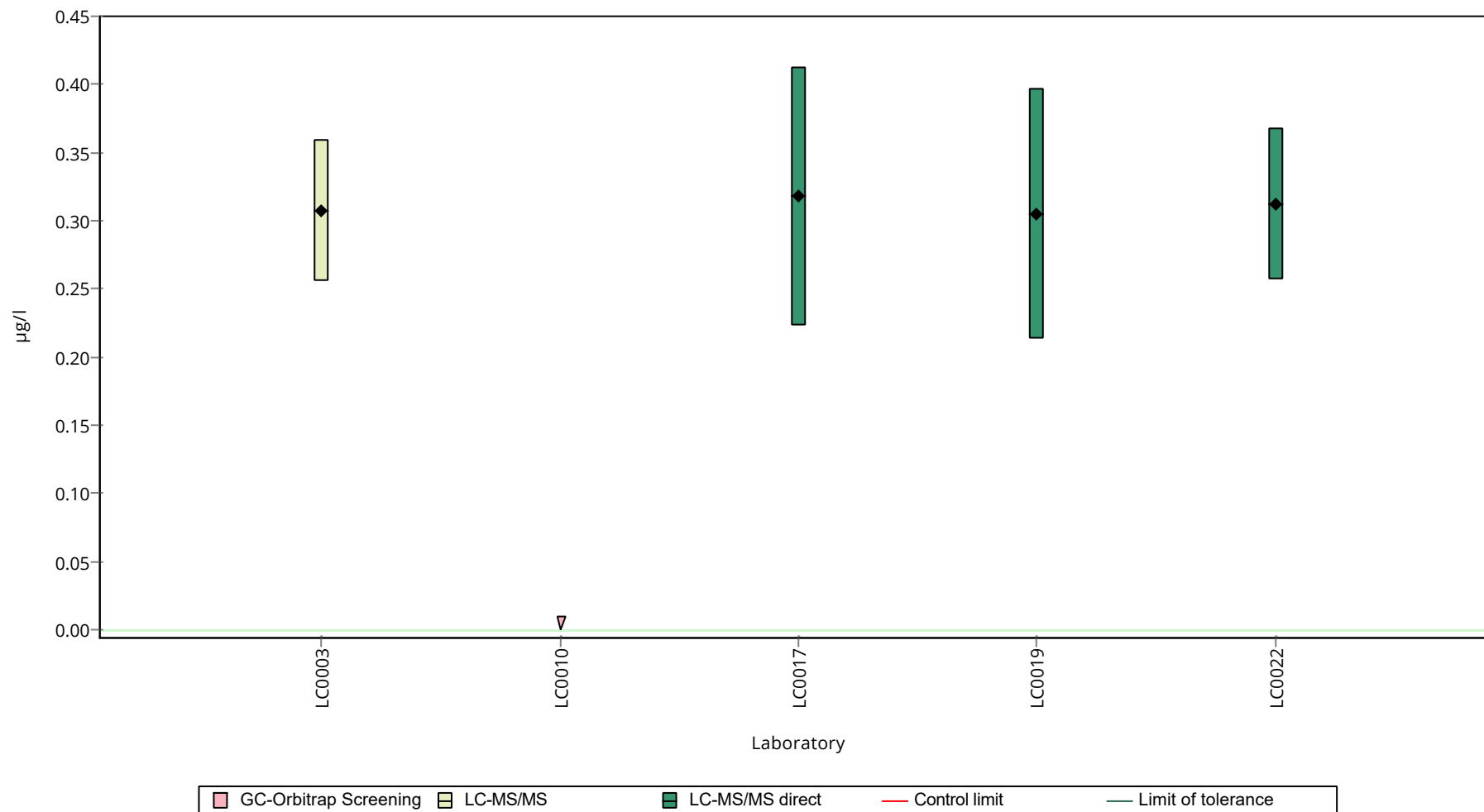
Labcode	Result $\pm U$	Recovery [%]	z-Score	Comments
LC0001	- $\pm$ -	-	-	
LC0002	- $\pm$ -	-	-	
LC0003	0.307 $\pm$ 0.0522	-	-	
LC0004	- $\pm$ -	-	-	
LC0005	- $\pm$ -	-	-	
LC0006	- $\pm$ -	-	-	
LC0007	- $\pm$ -	-	-	
LC0008	- $\pm$ -	-	-	
LC0009	- $\pm$ -	-	-	
LC0010	<0.01 (LOD) $\pm$ -	-	-	FN
LC0011	- $\pm$ -	-	-	
LC0012	- $\pm$ -	-	-	
LC0013	- $\pm$ -	-	-	
LC0014	- $\pm$ -	-	-	
LC0015	- $\pm$ -	-	-	
LC0016	- $\pm$ -	-	-	
LC0017	0.318 $\pm$ 0.095	-	-	
LC0018	- $\pm$ -	-	-	
LC0019	0.305 $\pm$ 0.0915	-	-	
LC0020	- $\pm$ -	-	-	
LC0021	- $\pm$ -	-	-	
LC0022	0.312 $\pm$ 0.056	-	-	
LC0023	- $\pm$ -	-	-	
LC0024	- $\pm$ -	-	-	
LC0025	- $\pm$ -	-	-	

#### Characteristics of parameter

	all results	without outliers	Unit
Mean $\pm$ CI (99%)	0.31 $\pm$ 0.0087	-	$\mu\text{g/l}$
Minimum	0.305	0.305	$\mu\text{g/l}$
Maximum	0.318	0.318	$\mu\text{g/l}$
Standard deviation	0.0058	-	$\mu\text{g/l}$
rel. standard deviation	1.87	-	%
n	4	4	-

**Graphical presentation of results**

**Results**



Parameter oriented report Herbicides/pesticides - H003

Sample: H003A, Parameter: Chlorothalonil Metabolite R611968

## Parameter oriented report

### H003 A

#### Chlorothalonil Metabolite R611968 \*

Unit  $\mu\text{g/l}$   
Assigned value  $\pm U$  (k=2) -  
Criterion -  
Minimum - Maximum 0.161 - 0.196  
Control test value  $\pm U$  (k=2) 0.164  $\pm$  0.0246

\* For this substance there are too few laboratory results available (n<6), therefore the calculated mean value MV  $\pm U$  (k=2) based on the data of the (accredited) laboratories (n) after outlier removal are given for information. It can be used for comparison as part of your internal QA measures.

MV (n=5, accr.)  $\pm U$  (k=2): 0.181  $\pm$  0.0118  $\mu\text{g/l}$

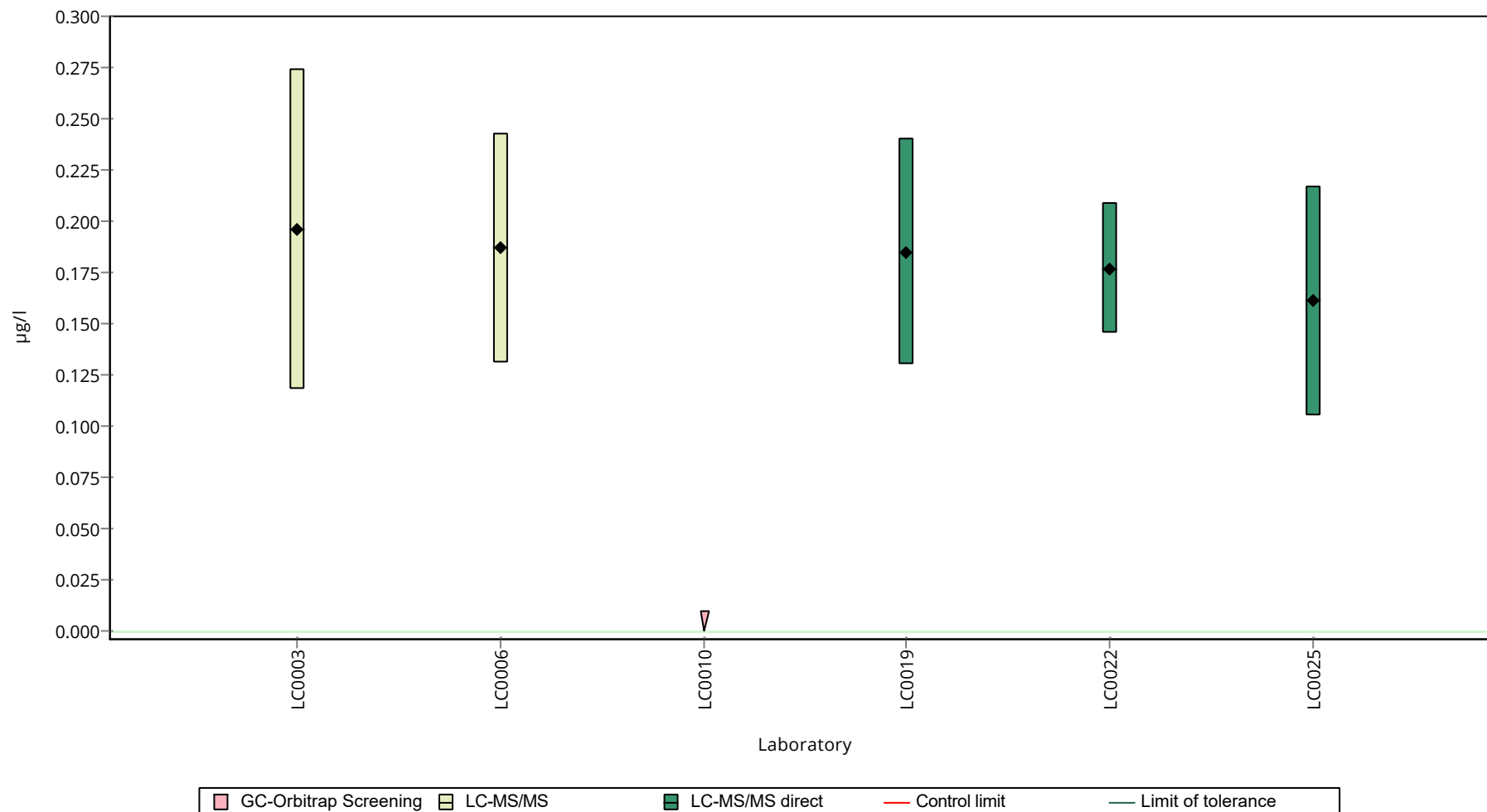
Labcode	Result $\pm U$	Recovery [%]	z-Score	Comments
LC0001	- $\pm$ -	-	-	
LC0002	- $\pm$ -	-	-	
LC0003	0.196 $\pm$ 0.0785	-	-	
LC0004	- $\pm$ -	-	-	
LC0005	- $\pm$ -	-	-	
LC0006	0.187 $\pm$ 0.0561	-	-	
LC0007	- $\pm$ -	-	-	
LC0008	- $\pm$ -	-	-	
LC0009	- $\pm$ -	-	-	
LC0010	<0.01 (LOD) $\pm$ -	-	-	FN
LC0011	- $\pm$ -	-	-	
LC0012	- $\pm$ -	-	-	
LC0013	- $\pm$ -	-	-	
LC0014	- $\pm$ -	-	-	
LC0015	- $\pm$ -	-	-	
LC0016	- $\pm$ -	-	-	
LC0017	- $\pm$ -	-	-	
LC0018	- $\pm$ -	-	-	
LC0019	0.185 $\pm$ 0.0555	-	-	
LC0020	- $\pm$ -	-	-	
LC0021	- $\pm$ -	-	-	
LC0022	0.177 $\pm$ 0.032	-	-	
LC0023	- $\pm$ -	-	-	
LC0024	- $\pm$ -	-	-	
LC0025	0.161 $\pm$ 0.056	-	-	

#### Characteristics of parameter

	all results	without outliers	Unit
Mean $\pm$ CI (99%)	0.181 $\pm$ 0.0177	-	$\mu\text{g/l}$
Minimum	0.161	0.161	$\mu\text{g/l}$
Maximum	0.196	0.196	$\mu\text{g/l}$
Standard deviation	0.0132	-	$\mu\text{g/l}$
rel. standard deviation	7.26	-	%
n	5	5	-

**Graphical presentation of results**

**Results**



Parameter oriented report Herbicides/pesticides - H003

Sample: H003B, Parameter: Chlorothalonil Metabolite R611968

## Parameter oriented report

### H003 B

#### Chlorothalonil Metabolite R611968 \*

Unit  $\mu\text{g/l}$   
Assigned value  $\pm U$  (k=2) -  
Criterion -  
Minimum - Maximum 0.177 - 0.189  
Control test value  $\pm U$  (k=2)  $0.157 \pm 0.0236$

\* For this substance there are too few laboratory results available (n<6), therefore the calculated mean value  $MV \pm U(k=2)$  based on the data of the (accredited) laboratories (n) after outlier removal are given for information. It can be used for comparison as part of your internal QA measures.

$MV$  (n=5, accr.)  $\pm U(k=2)$ :  $0.184 \pm 0.0052 \mu\text{g/l}$

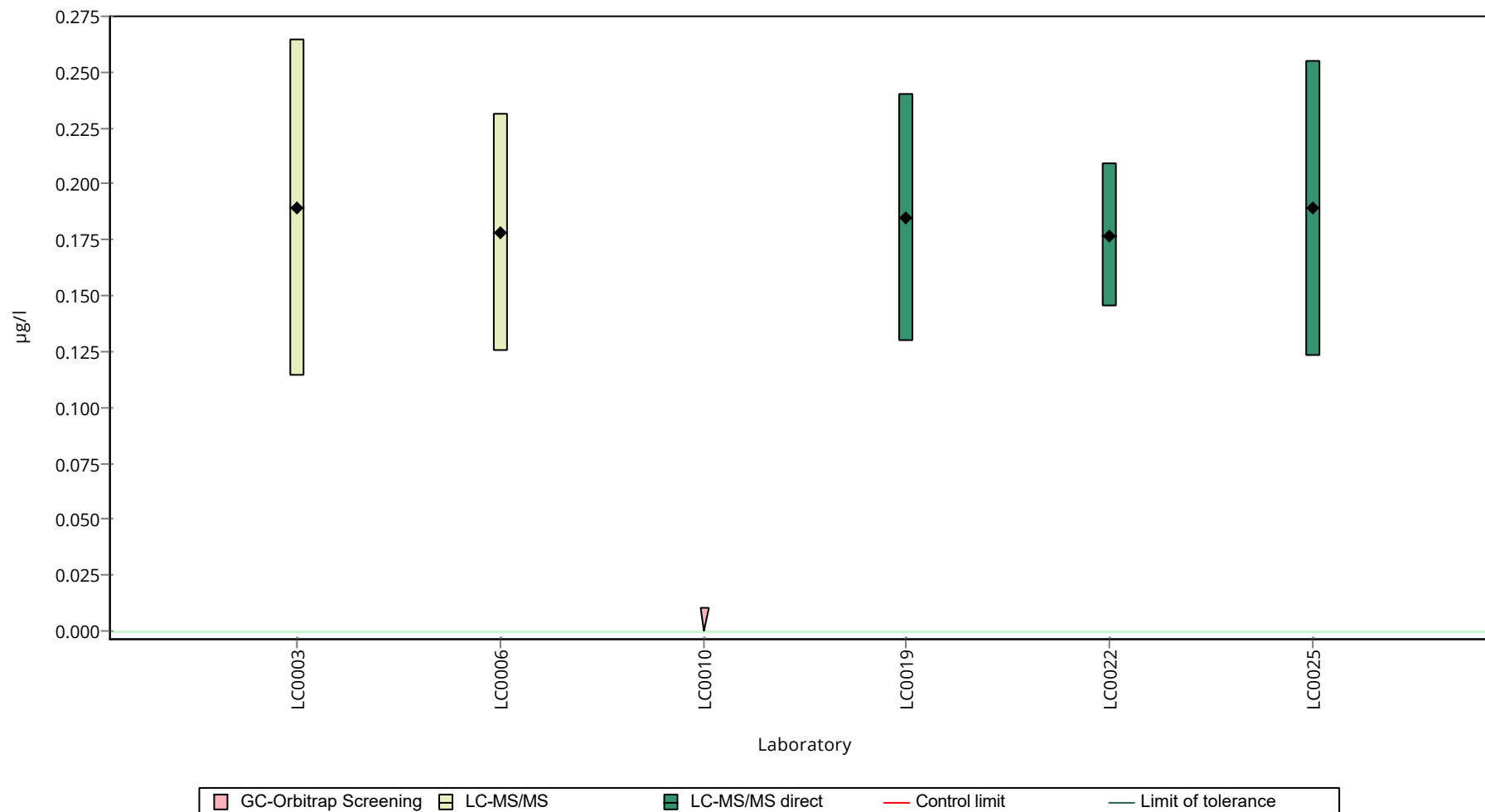
Labcode	Result $\pm U$	Recovery [%]	z-Score	Comments
LC0001	- $\pm$ -	-	-	
LC0002	- $\pm$ -	-	-	
LC0003	0.189 $\pm$ 0.0754	-	-	
LC0004	- $\pm$ -	-	-	
LC0005	- $\pm$ -	-	-	
LC0006	0.178 $\pm$ 0.0534	-	-	
LC0007	- $\pm$ -	-	-	
LC0008	- $\pm$ -	-	-	
LC0009	- $\pm$ -	-	-	
LC0010	<0.01 (LOD) $\pm$ -	-	-	FN
LC0011	- $\pm$ -	-	-	
LC0012	- $\pm$ -	-	-	
LC0013	- $\pm$ -	-	-	
LC0014	- $\pm$ -	-	-	
LC0015	- $\pm$ -	-	-	
LC0016	- $\pm$ -	-	-	
LC0017	- $\pm$ -	-	-	
LC0018	- $\pm$ -	-	-	
LC0019	0.185 $\pm$ 0.0555	-	-	
LC0020	- $\pm$ -	-	-	
LC0021	- $\pm$ -	-	-	
LC0022	0.177 $\pm$ 0.032	-	-	
LC0023	- $\pm$ -	-	-	
LC0024	- $\pm$ -	-	-	
LC0025	0.189 $\pm$ 0.066	-	-	

#### Characteristics of parameter

	all results	without outliers	Unit
Mean $\pm$ CI (99%)	0.184 $\pm$ 0.0078	-	$\mu\text{g/l}$
Minimum	0.177	0.177	$\mu\text{g/l}$
Maximum	0.189	0.189	$\mu\text{g/l}$
Standard deviation	0.00581	-	$\mu\text{g/l}$
rel. standard deviation	3.17	-	%
n	5	5	-

**Graphical presentation of results**

**Results**



Parameter oriented report Herbicides/pesticides - H003

Sample: H003A, Parameter: Chlorothalonil Metabolite SYN507900

## Parameter oriented report

### H003 A

#### Chlorothalonil Metabolite SYN507900 \*

Unit  $\mu\text{g/l}$   
Assigned value  $\pm U$  (k=2) -  
Criterion -  
Minimum - Maximum 0.126 - 0.152  
Control test value  $\pm U$  (k=2) 0.112  $\pm$  0.028

\* For this substance there are too few laboratory results available (n<6), therefore the calculated mean value MV  $\pm U$  (k=2) based on the data of the (accredited) laboratories (n) after outlier removal are given for information. It can be used for comparison as part of your internal QA measures.

MV (n=4, accr.)  $\pm U$  (k=2): 0.144  $\pm$  0.0119  $\mu\text{g/l}$

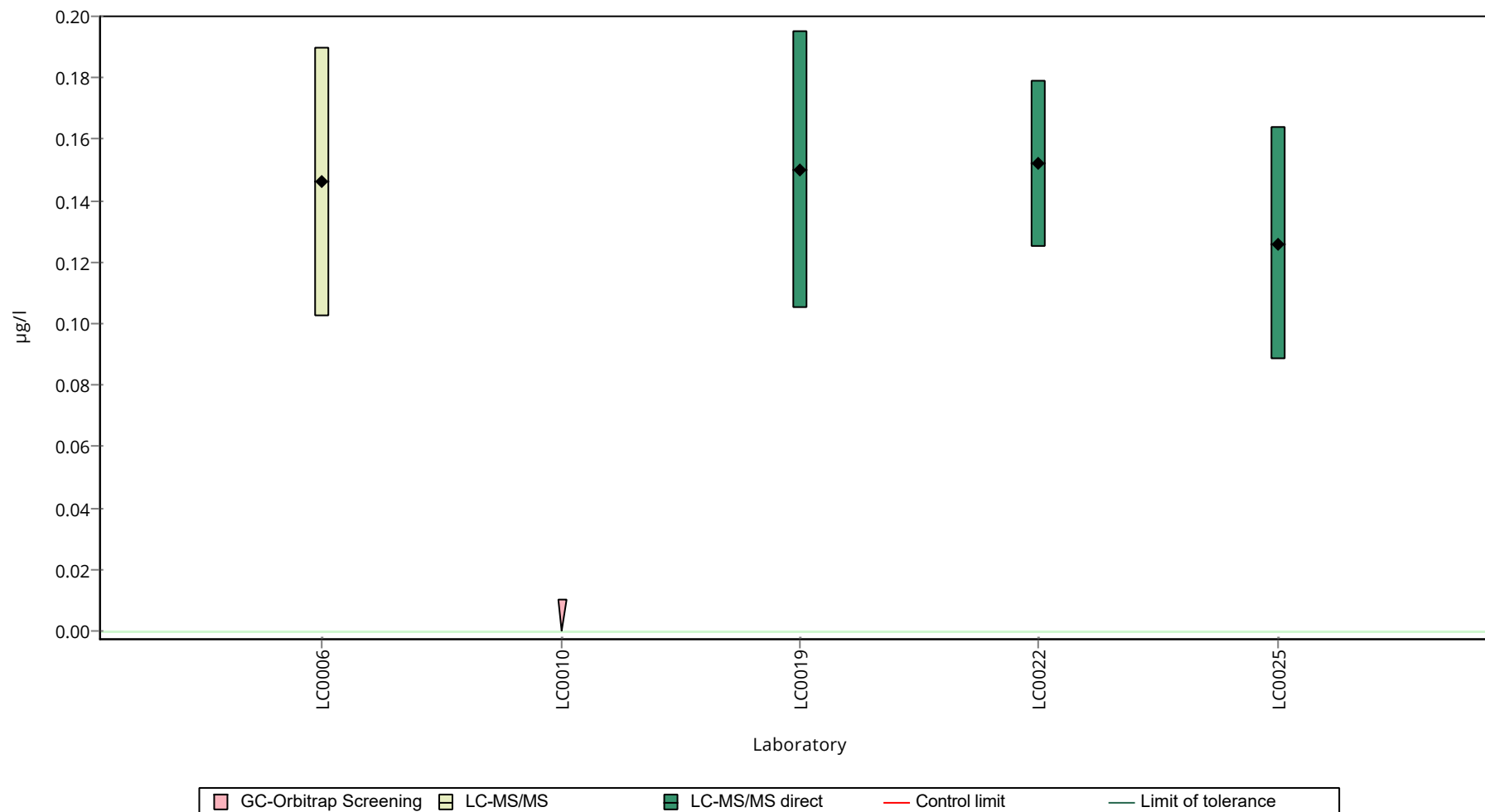
Labcode	Result $\pm U$	Recovery [%]	z-Score	Comments
LC0001	- $\pm$ -	-	-	
LC0002	- $\pm$ -	-	-	
LC0003	- $\pm$ -	-	-	
LC0004	- $\pm$ -	-	-	
LC0005	- $\pm$ -	-	-	
LC0006	0.146 $\pm$ 0.0438	-	-	
LC0007	- $\pm$ -	-	-	
LC0008	- $\pm$ -	-	-	
LC0009	- $\pm$ -	-	-	
LC0010	<0.01 (LOD) $\pm$ -	-	-	FN
LC0011	- $\pm$ -	-	-	
LC0012	- $\pm$ -	-	-	
LC0013	- $\pm$ -	-	-	
LC0014	- $\pm$ -	-	-	
LC0015	- $\pm$ -	-	-	
LC0016	- $\pm$ -	-	-	
LC0017	- $\pm$ -	-	-	
LC0018	- $\pm$ -	-	-	
LC0019	0.15 $\pm$ 0.045	-	-	
LC0020	- $\pm$ -	-	-	
LC0021	- $\pm$ -	-	-	
LC0022	0.152 $\pm$ 0.027	-	-	
LC0023	- $\pm$ -	-	-	
LC0024	- $\pm$ -	-	-	
LC0025	0.126 $\pm$ 0.038	-	-	

#### Characteristics of parameter

	all results	without outliers	Unit
Mean $\pm$ CI (99%)	0.143 $\pm$ 0.0179	-	$\mu\text{g/l}$
Minimum	0.126	0.126	$\mu\text{g/l}$
Maximum	0.152	0.152	$\mu\text{g/l}$
Standard deviation	0.0119	-	$\mu\text{g/l}$
rel. standard deviation	8.31	-	%
n	4	4	-

**Graphical presentation of results**

**Results**



Parameter oriented report Herbicides/pesticides - H003

Sample: H003B, Parameter: Chlorothalonil Metabolite SYN507900

## Parameter oriented report

### H003 B

#### Chlorothalonil Metabolite SYN507900 \*

Unit  $\mu\text{g/l}$   
Assigned value  $\pm U$  (k=2) -  
Criterion -  
Minimum - Maximum 0.292 - 0.324  
Control test value  $\pm U$  (k=2)  $0.260 \pm 0.065$

\* For this substance there are too few laboratory results available (n<6), therefore the calculated mean value  $MV \pm U(k=2)$  based on the data of the (accredited) laboratories (n) after outlier removal are given for information. It can be used for comparison as part of your internal QA measures.

MV (n=4, accr.)  $\pm U(k=2)$ :  $0.308 \pm 0.0133 \mu\text{g/l}$

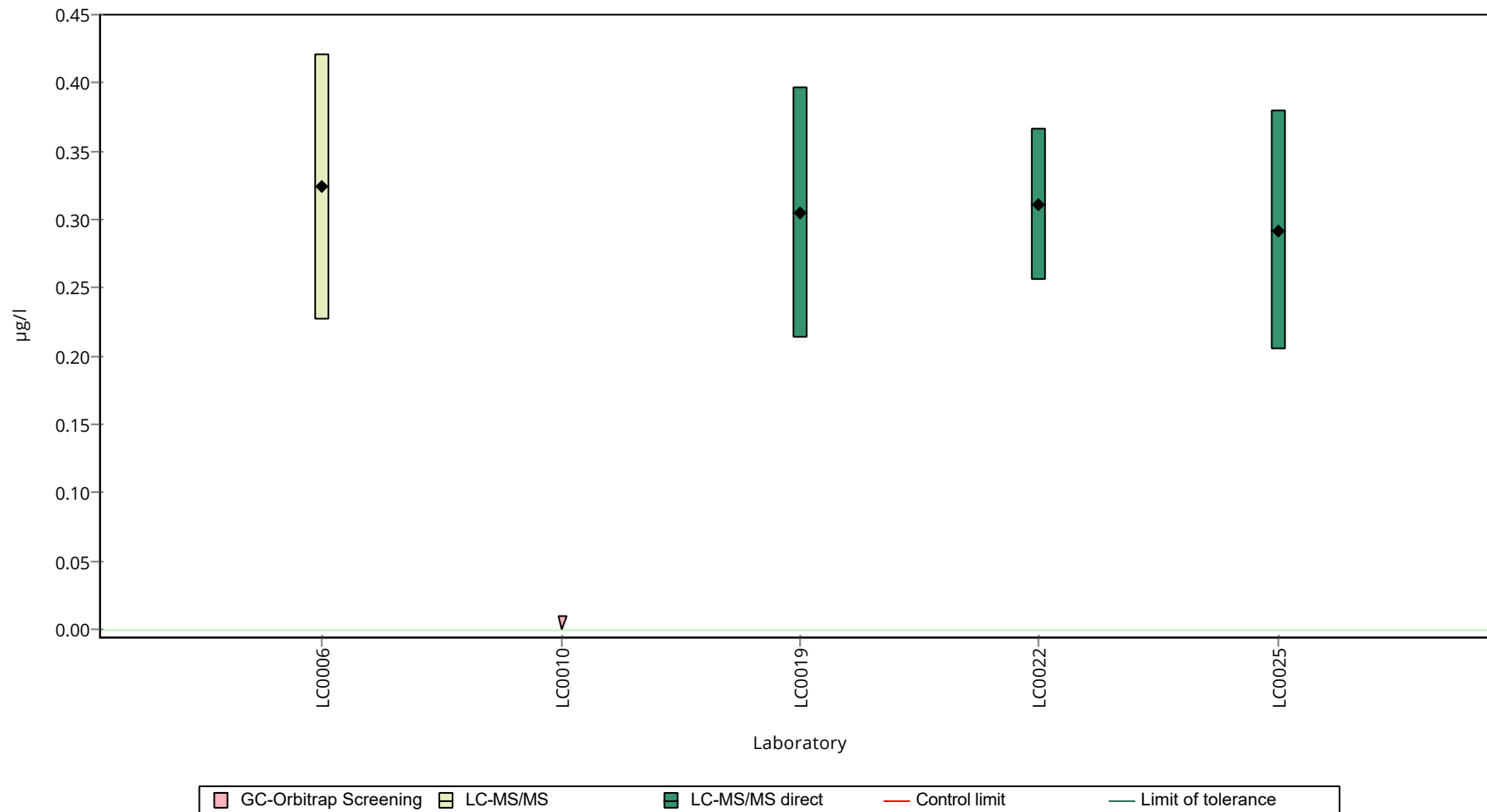
Labcode	Result $\pm U$	Recovery [%]	z-Score	Comments
LC0001	- $\pm$ -	-	-	
LC0002	- $\pm$ -	-	-	
LC0003	- $\pm$ -	-	-	
LC0004	- $\pm$ -	-	-	
LC0005	- $\pm$ -	-	-	
LC0006	$0.324 \pm 0.0972$	-	-	
LC0007	- $\pm$ -	-	-	
LC0008	- $\pm$ -	-	-	
LC0009	- $\pm$ -	-	-	
LC0010	$<0.01$ (LOD) $\pm$ -	-	-	FN
LC0011	- $\pm$ -	-	-	
LC0012	- $\pm$ -	-	-	
LC0013	- $\pm$ -	-	-	
LC0014	- $\pm$ -	-	-	
LC0015	- $\pm$ -	-	-	
LC0016	- $\pm$ -	-	-	
LC0017	- $\pm$ -	-	-	
LC0018	- $\pm$ -	-	-	
LC0019	$0.305 \pm 0.0915$	-	-	
LC0020	- $\pm$ -	-	-	
LC0021	- $\pm$ -	-	-	
LC0022	$0.311 \pm 0.056$	-	-	
LC0023	- $\pm$ -	-	-	
LC0024	- $\pm$ -	-	-	
LC0025	$0.292 \pm 0.088$	-	-	

#### Characteristics of parameter

	all results	without outliers	Unit
Mean $\pm$ CI (99%)	$0.308 \pm 0.0199$	-	$\mu\text{g/l}$
Minimum	0.292	0.292	$\mu\text{g/l}$
Maximum	0.324	0.324	$\mu\text{g/l}$
Standard deviation	0.0133	-	$\mu\text{g/l}$
rel. standard deviation	4.32	-	%
n	4	4	-

**Graphical presentation of results**

**Results**



Parameter oriented report Herbicides/pesticides - H003

Sample: H003A, Parameter: Chlorothalonil Metabolite SYN548580

## Parameter oriented report

### H003 A

#### Chlorothalonil Metabolite SYN548580 \*

Unit  $\mu\text{g/l}$   
Assigned value  $\pm U$  (k=2) -  
Criterion -  
Minimum - Maximum 0.339 - 0.371  
Control test value  $\pm U$  (k=2)  $0.264 \pm 0.0396$

\* For this substance there are too few laboratory results available (n<6), therefore the calculated mean value  $MV \pm U(k=2)$  based on the data of the (accredited) laboratories (n) after outlier removal are given for information. It can be used for comparison as part of your internal QA measures.

$MV$  (n=2, accr.)  $\pm U(k=2)$ :  $0.355 \pm 0.032 \mu\text{g/l}$

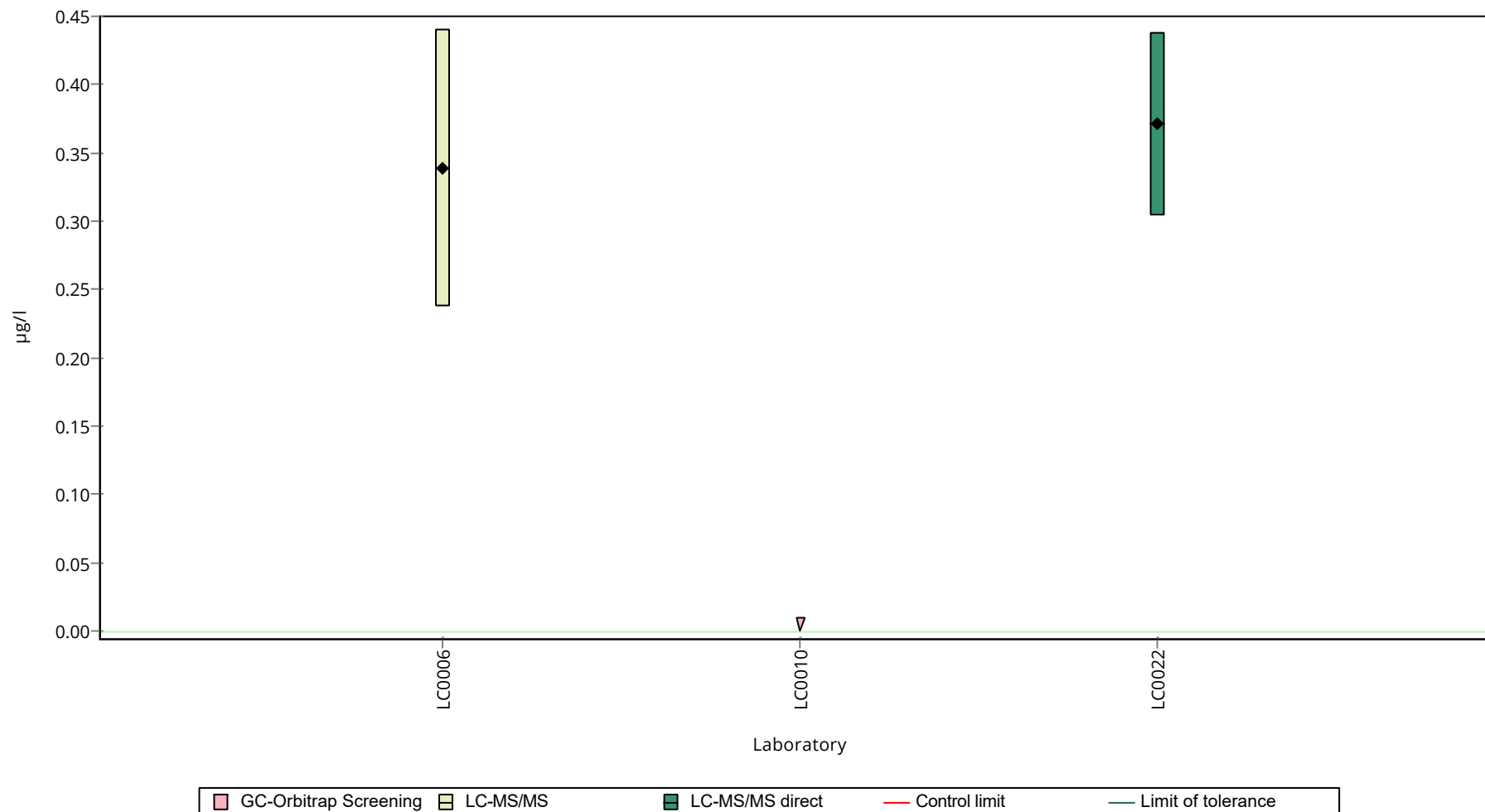
Labcode	Result $\pm U$	Recovery [%]	z-Score	Comments
LC0001	- $\pm$ -	-	-	
LC0002	- $\pm$ -	-	-	
LC0003	- $\pm$ -	-	-	
LC0004	- $\pm$ -	-	-	
LC0005	- $\pm$ -	-	-	
LC0006	$0.339 \pm 0.1017$	-	-	
LC0007	- $\pm$ -	-	-	
LC0008	- $\pm$ -	-	-	
LC0009	- $\pm$ -	-	-	
LC0010	<0.01 (LOD) $\pm$ -	-	-	FN
LC0011	- $\pm$ -	-	-	
LC0012	- $\pm$ -	-	-	
LC0013	- $\pm$ -	-	-	
LC0014	- $\pm$ -	-	-	
LC0015	- $\pm$ -	-	-	
LC0016	- $\pm$ -	-	-	
LC0017	- $\pm$ -	-	-	
LC0018	- $\pm$ -	-	-	
LC0019	- $\pm$ -	-	-	
LC0020	- $\pm$ -	-	-	
LC0021	- $\pm$ -	-	-	
LC0022	$0.371 \pm 0.067$	-	-	
LC0023	- $\pm$ -	-	-	
LC0024	- $\pm$ -	-	-	
LC0025	- $\pm$ -	-	-	

#### Characteristics of parameter

	all results	without outliers	Unit
Mean $\pm$ CI (99%)	$0.355 \pm 0.048$	-	$\mu\text{g/l}$
Minimum	0.339	0.339	$\mu\text{g/l}$
Maximum	0.371	0.371	$\mu\text{g/l}$
Standard deviation	0.0226	-	$\mu\text{g/l}$
rel. standard deviation	6.37	-	%
n	2	2	-

**Graphical presentation of results**

**Results**



Parameter oriented report Herbicides/pesticides - H003

Sample: H003B, Parameter: Chlorothalonil Metabolite SYN548580

## Parameter oriented report

### H003 B

#### Chlorothalonil Metabolite SYN548580 \*

Unit  $\mu\text{g/l}$   
Assigned value  $\pm U$  (k=2) -  
Criterion -  
Minimum - Maximum 0.153 - 0.166  
Control test value  $\pm U$  (k=2)  $0.130 \pm 0.0195$

\* For this substance there are too few laboratory results available (n<6), therefore the calculated mean value  $MV \pm U(k=2)$  based on the data of the (accredited) laboratories (n) after outlier removal are given for information. It can be used for comparison as part of your internal QA measures.

$MV$  (n=2, accr.)  $\pm U(k=2)$ :  $0.16 \pm 0.013 \mu\text{g/l}$

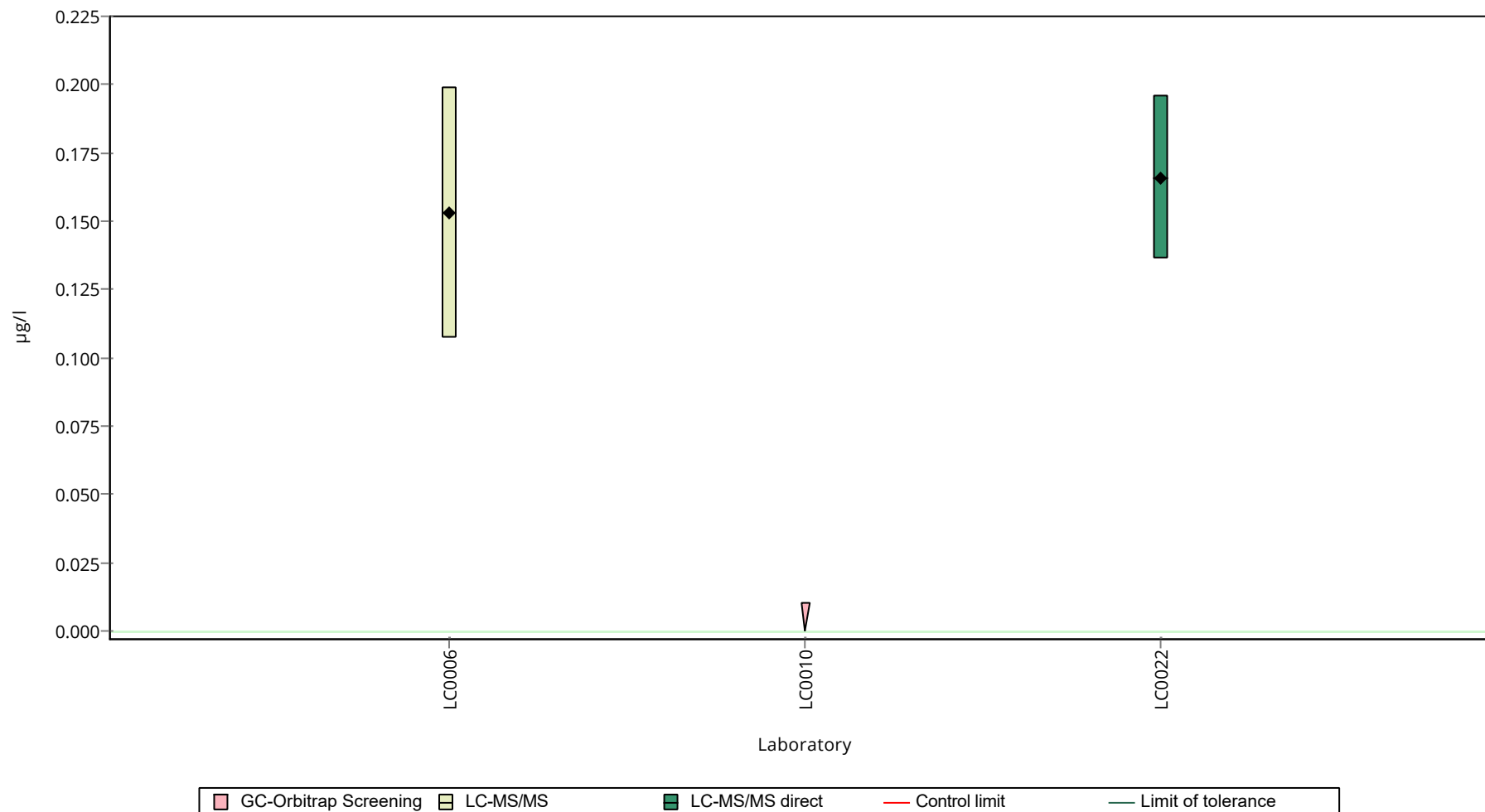
Labcode	Result $\pm U$	Recovery [%]	z-Score	Comments
LC0001	- $\pm$ -	-	-	
LC0002	- $\pm$ -	-	-	
LC0003	- $\pm$ -	-	-	
LC0004	- $\pm$ -	-	-	
LC0005	- $\pm$ -	-	-	
LC0006	$0.153 \pm 0.0459$	-	-	
LC0007	- $\pm$ -	-	-	
LC0008	- $\pm$ -	-	-	
LC0009	- $\pm$ -	-	-	
LC0010	<0.01 (LOD) $\pm$ -	-	-	FN
LC0011	- $\pm$ -	-	-	
LC0012	- $\pm$ -	-	-	
LC0013	- $\pm$ -	-	-	
LC0014	- $\pm$ -	-	-	
LC0015	- $\pm$ -	-	-	
LC0016	- $\pm$ -	-	-	
LC0017	- $\pm$ -	-	-	
LC0018	- $\pm$ -	-	-	
LC0019	- $\pm$ -	-	-	
LC0020	- $\pm$ -	-	-	
LC0021	- $\pm$ -	-	-	
LC0022	$0.166 \pm 0.03$	-	-	
LC0023	- $\pm$ -	-	-	
LC0024	- $\pm$ -	-	-	
LC0025	- $\pm$ -	-	-	

#### Characteristics of parameter

	all results	without outliers	Unit
Mean $\pm$ CI (99%)	$0.16 \pm 0.0195$	-	$\mu\text{g/l}$
Minimum	0.153	0.153	$\mu\text{g/l}$
Maximum	0.166	0.166	$\mu\text{g/l}$
Standard deviation	0.00919	-	$\mu\text{g/l}$
rel. standard deviation	5.76	-	%
n	2	2	-

**Graphical presentation of results**

**Results**



Parameter oriented report Herbicides/pesticides - H003

Sample: H003A, Parameter: Chlorothalonil Metabolite SYN548581

## Parameter oriented report

### H003 A

#### Chlorothalonil Metabolite SYN548581 \*

Unit  $\mu\text{g/l}$   
Assigned value  $\pm U$  (k=2) -  
Criterion -  
Minimum - Maximum 0.597 - 0.805  
Control test value  $\pm U$  (k=2)  $0.418 \pm 0.125$

\* For this substance there are too few laboratory results available (n<6), therefore the calculated mean value  $MV \pm U(k=2)$  based on the data of the (accredited) laboratories (n) after outlier removal are given for information. It can be used for comparison as part of your internal QA measures.

$MV$  (n=3, accr.)  $\pm U(k=2)$ :  $0.683 \pm 0.126 \mu\text{g/l}$

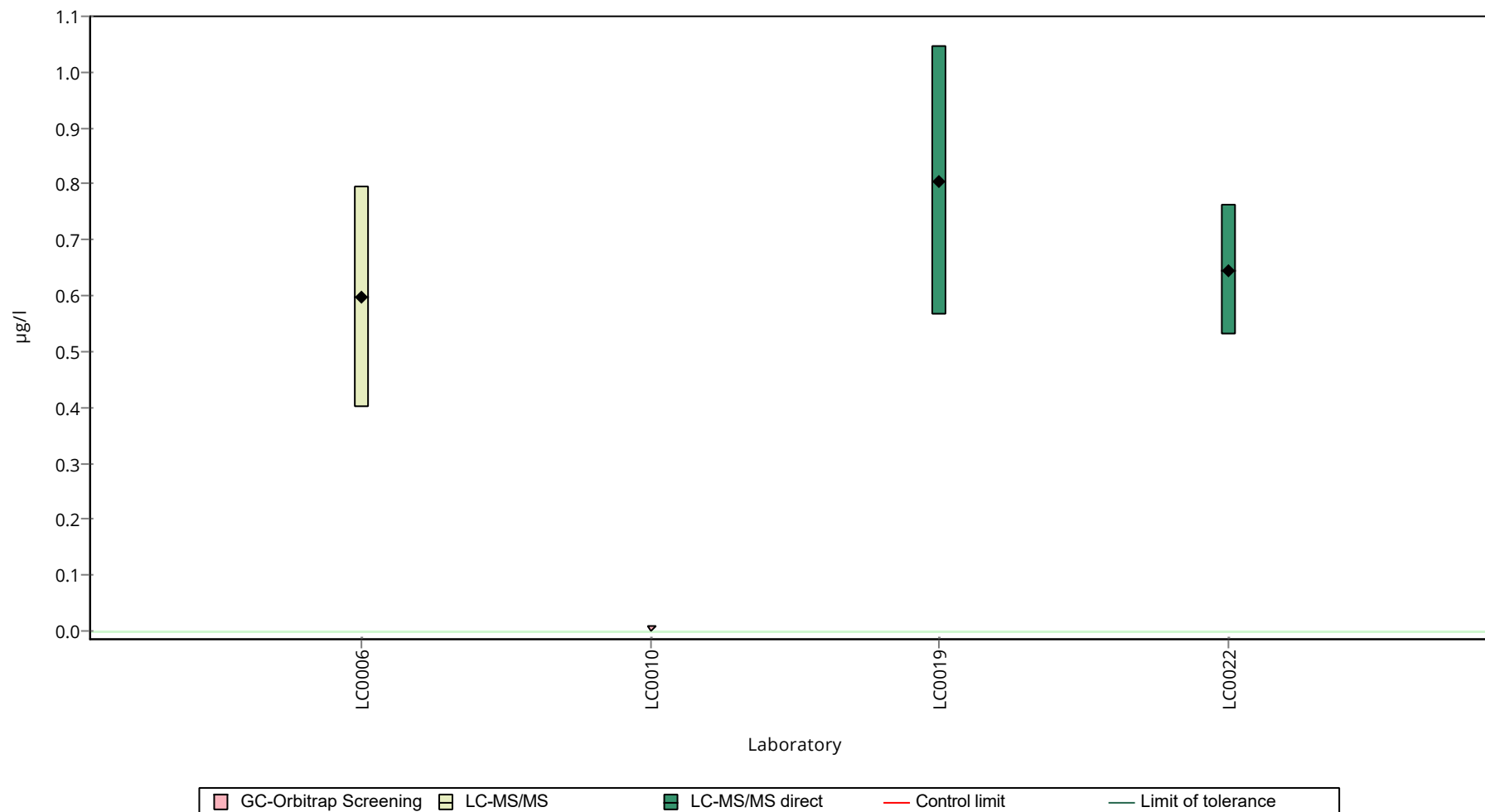
Labcode	Result $\pm U$	Recovery [%]	z-Score	Comments
LC0001	- $\pm$ -	-	-	
LC0002	- $\pm$ -	-	-	
LC0003	- $\pm$ -	-	-	
LC0004	- $\pm$ -	-	-	
LC0005	- $\pm$ -	-	-	
LC0006	$0.597 \pm 0.199$	-	-	
LC0007	- $\pm$ -	-	-	
LC0008	- $\pm$ -	-	-	
LC0009	- $\pm$ -	-	-	
LC0010	$<0.01$ (LOD) $\pm$ -	-	-	FN
LC0011	- $\pm$ -	-	-	
LC0012	- $\pm$ -	-	-	
LC0013	- $\pm$ -	-	-	
LC0014	- $\pm$ -	-	-	
LC0015	- $\pm$ -	-	-	
LC0016	- $\pm$ -	-	-	
LC0017	- $\pm$ -	-	-	
LC0018	- $\pm$ -	-	-	
LC0019	$0.805 \pm 0.2415$	-	-	
LC0020	- $\pm$ -	-	-	
LC0021	- $\pm$ -	-	-	
LC0022	$0.646 \pm 0.116$	-	-	
LC0023	- $\pm$ -	-	-	
LC0024	- $\pm$ -	-	-	
LC0025	- $\pm$ -	-	-	

#### Characteristics of parameter

	all results	without outliers	Unit
Mean $\pm$ CI (99%)	$0.683 \pm 0.188$	-	$\mu\text{g/l}$
Minimum	0.597	0.597	$\mu\text{g/l}$
Maximum	0.805	0.805	$\mu\text{g/l}$
Standard deviation	0.109	-	$\mu\text{g/l}$
rel. standard deviation	15.9	-	%
n	3	3	-

**Graphical presentation of results**

**Results**



Parameter oriented report Herbicides/pesticides - H003

Sample: H003B, Parameter: Chlorothalonil Metabolite SYN548581

## Parameter oriented report

### H003 B

#### Chlorothalonil Metabolite SYN548581 \*

Unit  $\mu\text{g/l}$   
Assigned value  $\pm U$  (k=2) -  
Criterion -  
Minimum - Maximum 0.311 - 0.425  
Control test value  $\pm U$  (k=2)  $0.258 \pm 0.0774$

\* For this substance there are too few laboratory results available (n<6), therefore the calculated mean value  $MV \pm U(k=2)$  based on the data of the (accredited) laboratories (n) after outlier removal are given for information. It can be used for comparison as part of your internal QA measures.

MV (n=3, accr.)  $\pm U(k=2)$ :  $0.352 \pm 0.0732 \mu\text{g/l}$

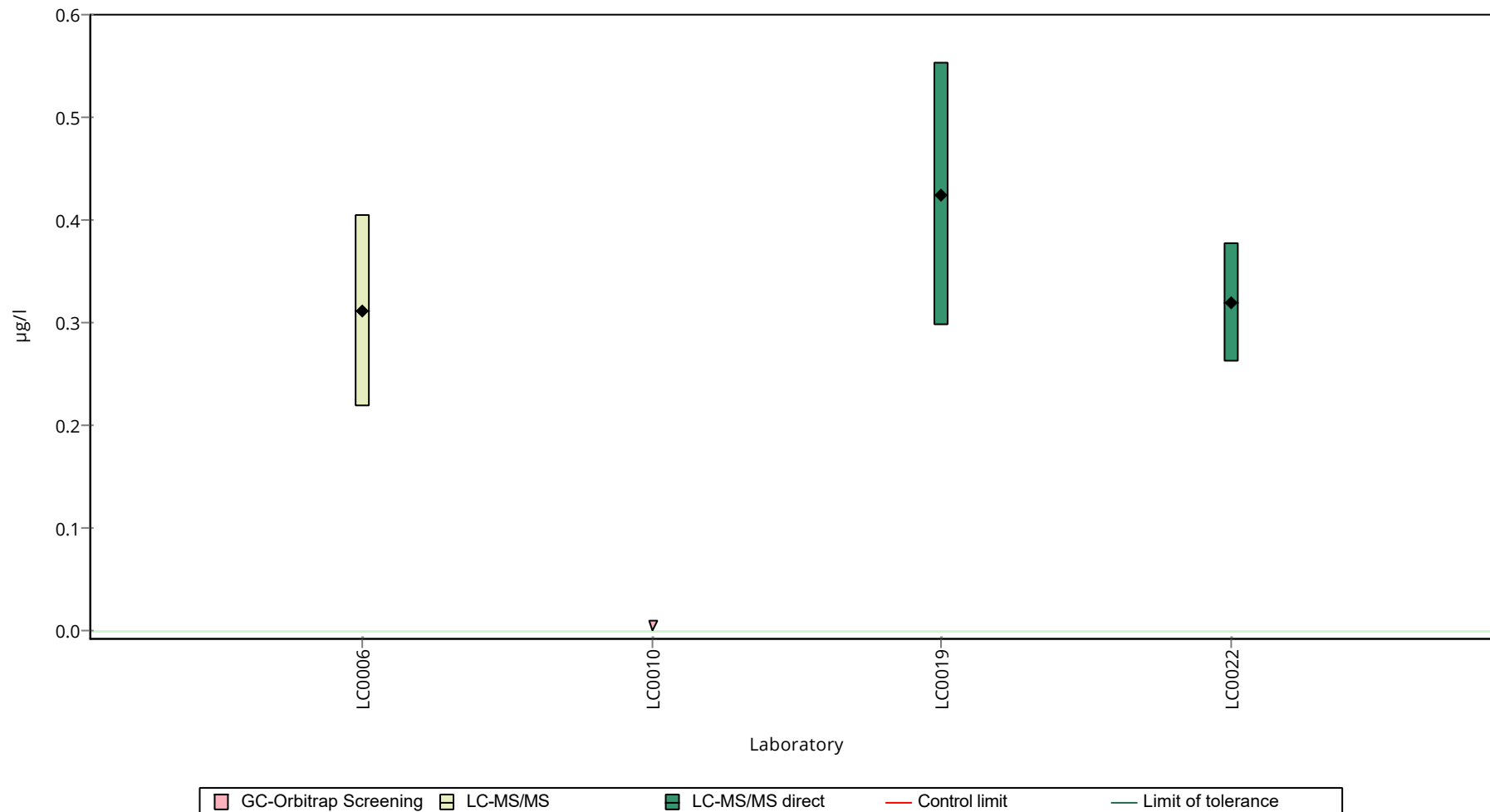
Labcode	Result $\pm U$	Recovery [%]	z-Score	Comments
LC0001	- $\pm$ -	-	-	
LC0002	- $\pm$ -	-	-	
LC0003	- $\pm$ -	-	-	
LC0004	- $\pm$ -	-	-	
LC0005	- $\pm$ -	-	-	
LC0006	$0.311 \pm 0.0933$	-	-	
LC0007	- $\pm$ -	-	-	
LC0008	- $\pm$ -	-	-	
LC0009	- $\pm$ -	-	-	
LC0010	$<0.01$ (LOD) $\pm$ -	-	-	FN
LC0011	- $\pm$ -	-	-	
LC0012	- $\pm$ -	-	-	
LC0013	- $\pm$ -	-	-	
LC0014	- $\pm$ -	-	-	
LC0015	- $\pm$ -	-	-	
LC0016	- $\pm$ -	-	-	
LC0017	- $\pm$ -	-	-	
LC0018	- $\pm$ -	-	-	
LC0019	$0.425 \pm 0.1275$	-	-	
LC0020	- $\pm$ -	-	-	
LC0021	- $\pm$ -	-	-	
LC0022	$0.32 \pm 0.058$	-	-	
LC0023	- $\pm$ -	-	-	
LC0024	- $\pm$ -	-	-	
LC0025	- $\pm$ -	-	-	

#### Characteristics of parameter

	all results	without outliers	Unit
Mean $\pm$ CI (99%)	$0.352 \pm 0.11$	-	$\mu\text{g/l}$
Minimum	0.311	0.311	$\mu\text{g/l}$
Maximum	0.425	0.425	$\mu\text{g/l}$
Standard deviation	0.0634	-	$\mu\text{g/l}$
rel. standard deviation	18	-	%
n	3	3	-

**Graphical presentation of results**

**Results**



## Parameter oriented report

### H003 A

#### Clopyralid

Unit	µg/l
Assigned value ± U (k=2)	0.24 ± 0.0285
Criterion	0.048 (20 %)
Minimum - Maximum	0.208 - 0.293
Control test value ± U (k=2)	0.230 ± 0.046

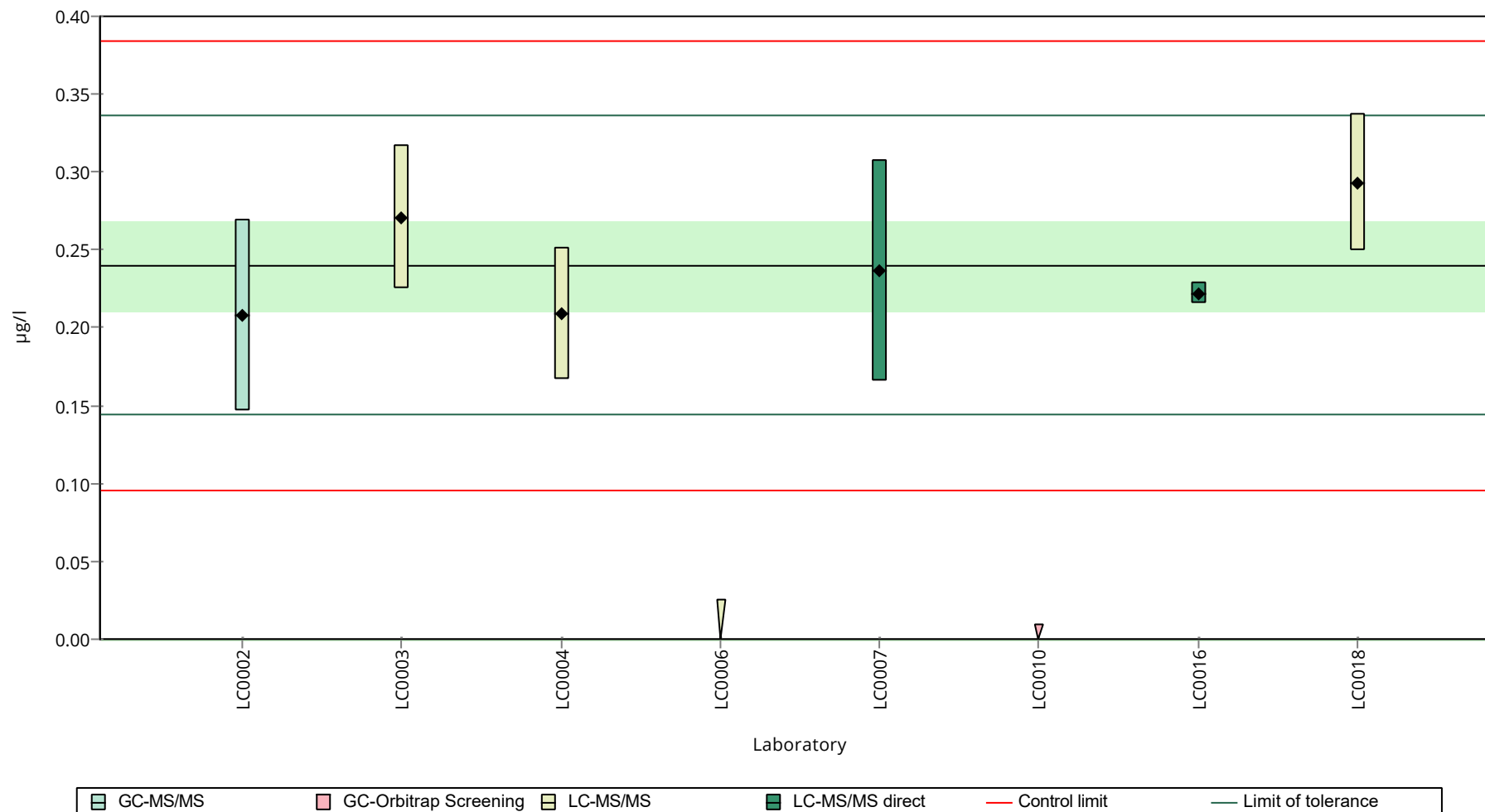
Labcode	Result ± U	Recovery [%]	z-Score	Comments
LC0001	- ± -	-	-	
LC0002	0.208 ± 0.062	86.7	-0.67	
LC0003	0.271 ± 0.0461	113	0.65	
LC0004	0.209 ± 0.042	87.1	-0.65	
LC0005	- ± -	-	-	
LC0006	<0.025 (LOD) ± -	-	-	FN
LC0007	0.237 ± 0.071	98.8	-0.06	
LC0008	- ± -	-	-	
LC0009	- ± -	-	-	
LC0010	<0.01 (LOD) ± -	-	-	FN
LC0011	- ± -	-	-	
LC0012	- ± -	-	-	
LC0013	- ± -	-	-	
LC0014	- ± -	-	-	
LC0015	- ± -	-	-	
LC0016	0.222 ± 0.007	92.5	-0.37	
LC0017	- ± -	-	-	
LC0018	0.293 ± 0.044	122	1.1	
LC0019	- ± -	-	-	
LC0020	- ± -	-	-	
LC0021	- ± -	-	-	
LC0022	- ± -	-	-	
LC0023	- ± -	-	-	
LC0024	- ± -	-	-	
LC0025	- ± -	-	-	

#### Characteristics of parameter

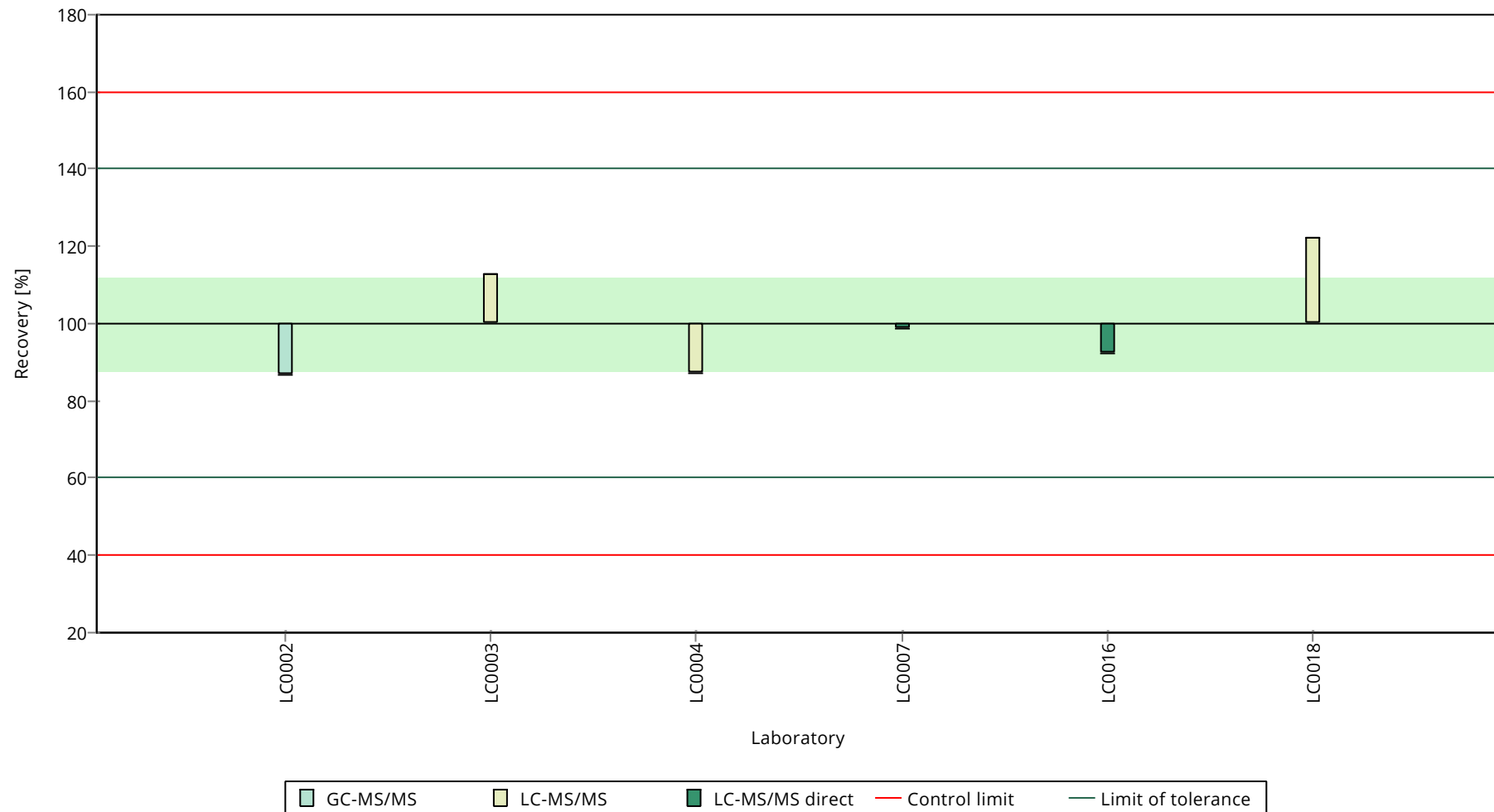
	all results	without outliers	Unit
Mean ± CI (99%)	0.24 ± 0.0427	0.24 ± 0.0427	µg/l
Minimum	0.208	0.208	µg/l
Maximum	0.293	0.293	µg/l
Standard deviation	0.0349	0.0349	µg/l
rel. standard deviation	14.5	14.5	%
n	6	6	-

**Graphical presentation of results**

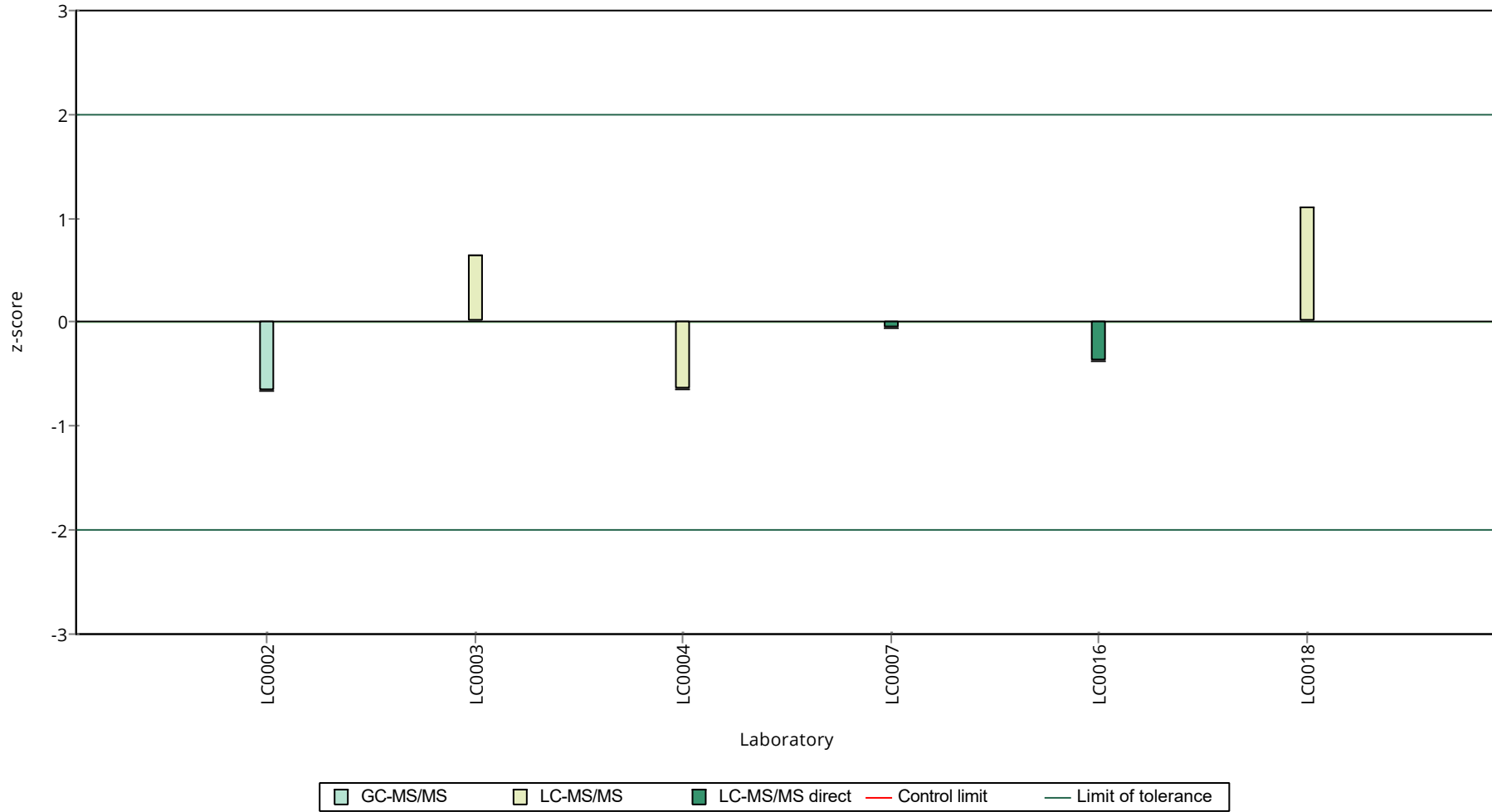
**Results**



Recovery rate



**z-Score**



## Parameter oriented report

### H003 B

#### Clopyralid

Unit	µg/l
Assigned value ± U (k=2)	0.503 ± 0.059
Criterion	0.101 (20 %)
Minimum - Maximum	0.405 - 0.606
Control test value ± U (k=2)	0.526 ± 0.105

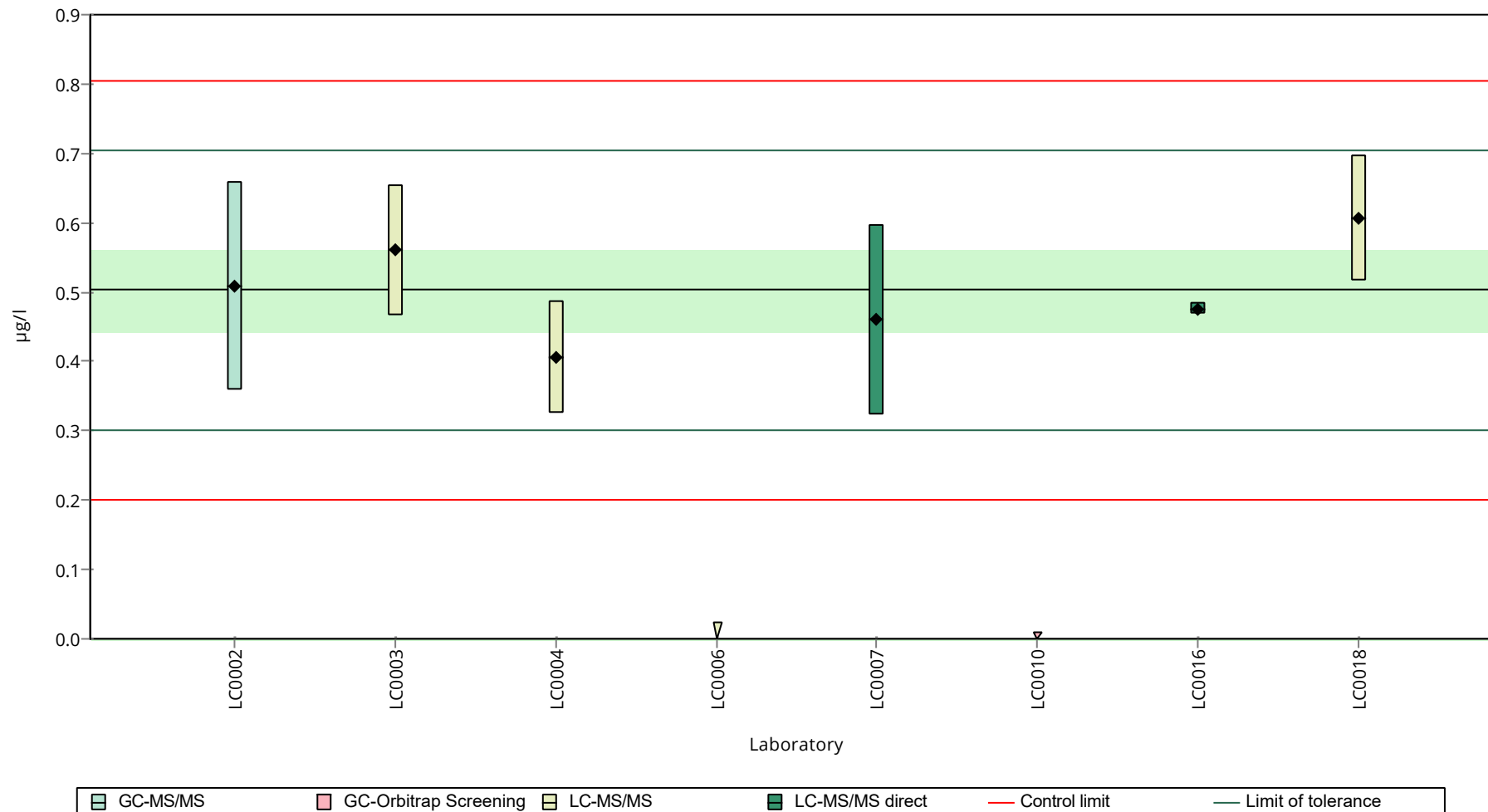
Labcode	Result ± U	Recovery [%]	z-Score	Comments
LC0001	- ± -	-	-	
LC0002	0.509 ± 0.15	101	0.06	
LC0003	0.56 ± 0.0953	111	0.57	
LC0004	0.405 ± 0.081	80.6	-0.97	
LC0005	- ± -	-	-	
LC0006	<0.025 (LOD) ± -	-	-	FN
LC0007	0.46 ± 0.138	91.5	-0.42	
LC0008	- ± -	-	-	
LC0009	- ± -	-	-	
LC0010	<0.01 (LOD) ± -	-	-	FN
LC0011	- ± -	-	-	
LC0012	- ± -	-	-	
LC0013	- ± -	-	-	
LC0014	- ± -	-	-	
LC0015	- ± -	-	-	
LC0016	0.476 ± 0.008	94.7	-0.27	
LC0017	- ± -	-	-	
LC0018	0.606 ± 0.091	121	1.03	
LC0019	- ± -	-	-	
LC0020	- ± -	-	-	
LC0021	- ± -	-	-	
LC0022	- ± -	-	-	
LC0023	- ± -	-	-	
LC0024	- ± -	-	-	
LC0025	- ± -	-	-	

#### Characteristics of parameter

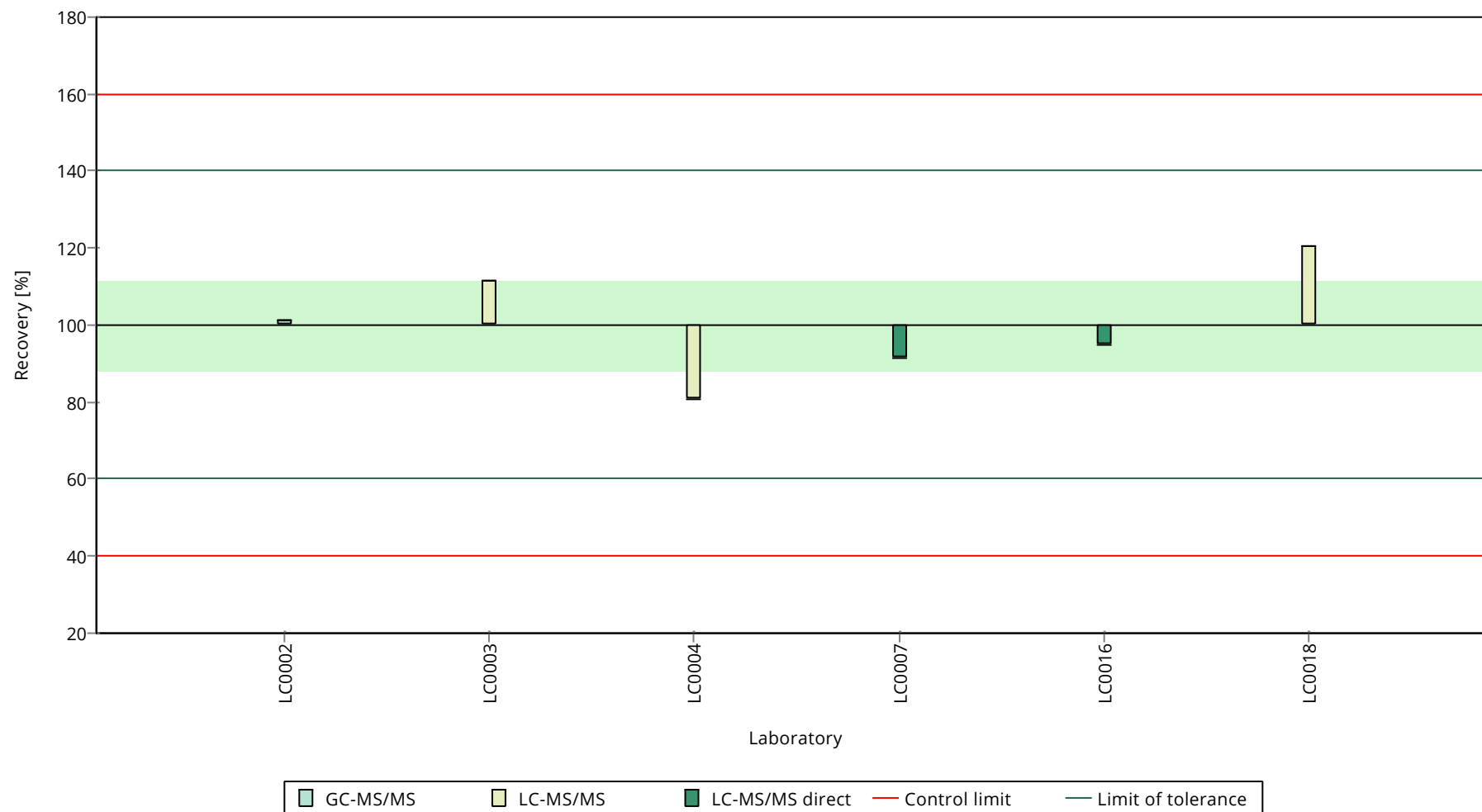
	all results	without outliers	Unit
Mean ± CI (99%)	0.503 ± 0.0884	0.503 ± 0.0884	µg/l
Minimum	0.405	0.405	µg/l
Maximum	0.606	0.606	µg/l
Standard deviation	0.0722	0.0722	µg/l
rel. standard deviation	14.4	14.4	%
n	6	6	-

**Graphical presentation of results**

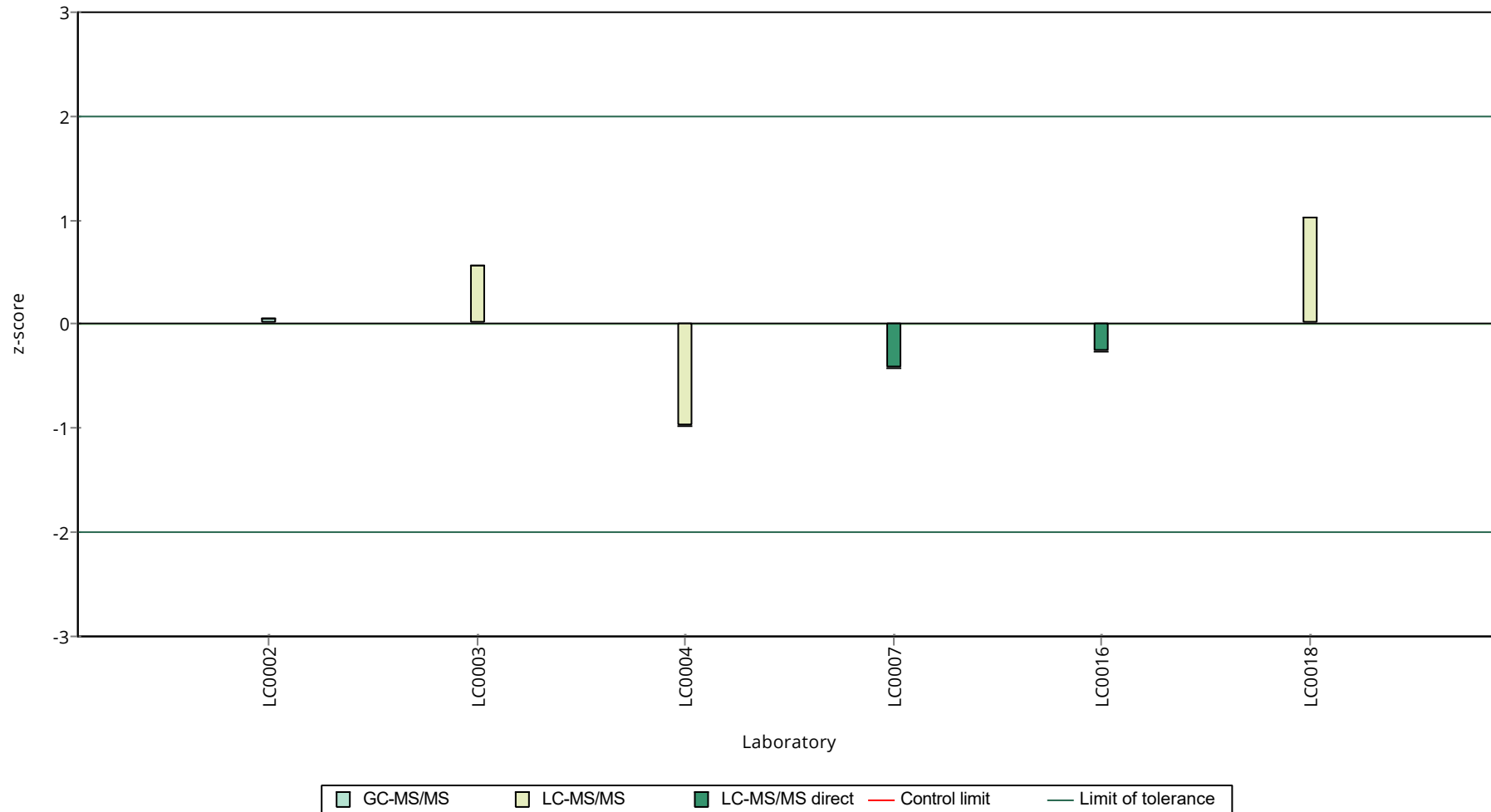
**Results**



**Recovery rate**



**z-Score**



Parameter oriented report Herbicides/pesticides - H003

Sample: H003A, Parameter: Cyanazine

## Parameter oriented report

### H003 A

#### Cyanazine

Unit	µg/l
Assigned value ± U (k=2)	0.167 ± 0.00751
Criterion	0.0234 (14 %)
Minimum - Maximum	0.149 - 0.186
Control test value ± U (k=2)	0.141 ± 0.0493

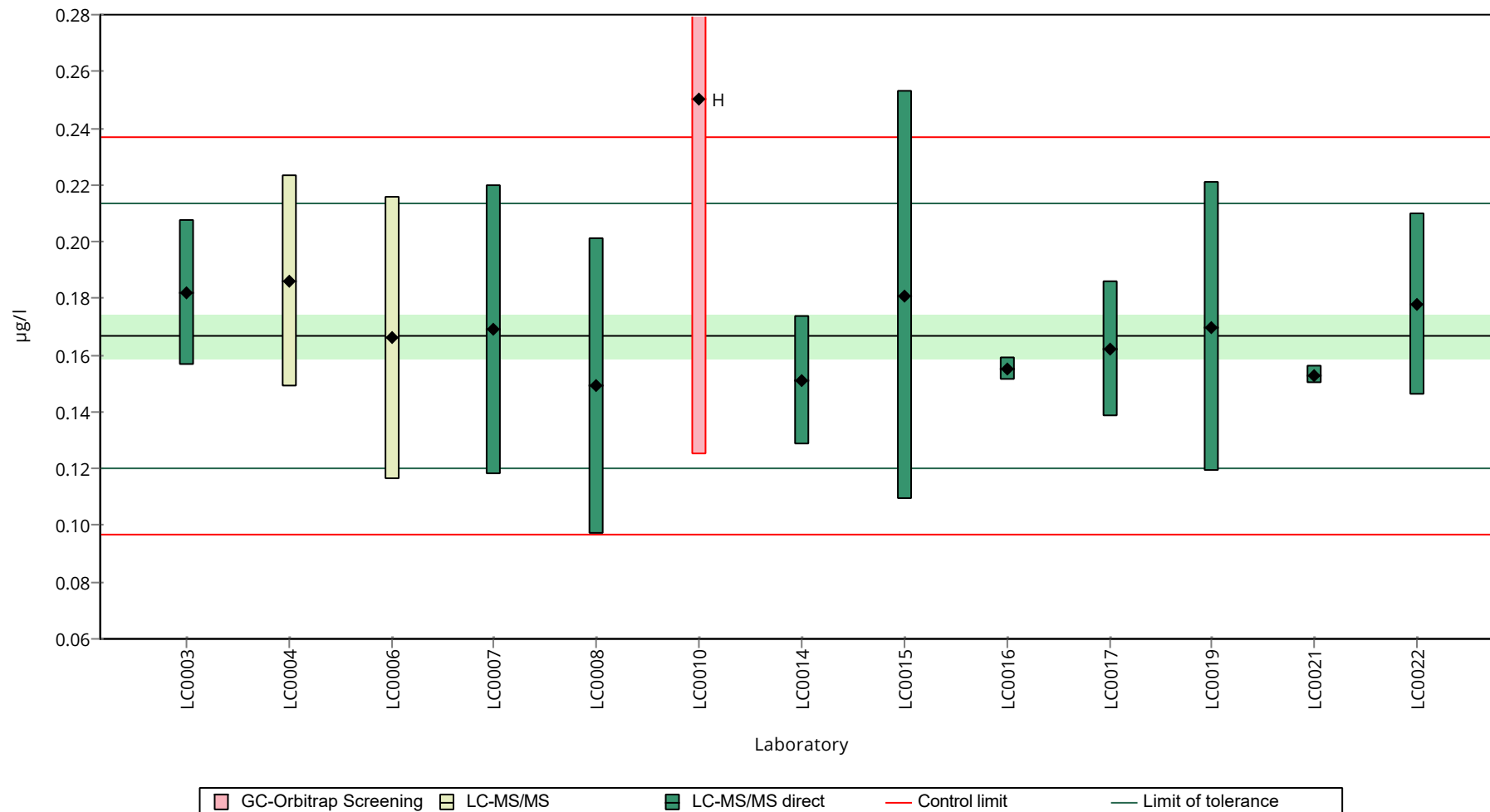
Labcode	Result ± U	Recovery [%]	z-Score	Comments
LC0001	- ± -	-	-	
LC0002	- ± -	-	-	
LC0003	0.182 ± 0.0255	109	0.65	
LC0004	0.186 ± 0.0372	111	0.82	
LC0005	- ± -	-	-	
LC0006	0.166 ± 0.0498	99.5	-0.04	
LC0007	0.169 ± 0.051	101	0.09	
LC0008	0.149 ± 0.052	89.3	-0.76	
LC0009	- ± -	-	-	
LC0010	0.25 ± 0.125	150	3.56	H
LC0011	- ± -	-	-	
LC0012	- ± -	-	-	
LC0013	- ± -	-	-	
LC0014	0.151 ± 0.023	90.5	-0.68	
LC0015	0.181 ± 0.072	108	0.61	
LC0016	0.155 ± 0.004	92.9	-0.51	
LC0017	0.162 ± 0.024	97.1	-0.21	
LC0018	- ± -	-	-	
LC0019	0.17 ± 0.051	102	0.14	
LC0020	- ± -	-	-	
LC0021	0.153 ± 0.003	91.7	-0.59	
LC0022	0.178 ± 0.032	107	0.48	
LC0023	- ± -	-	-	
LC0024	- ± -	-	-	
LC0025	- ± -	-	-	

#### Characteristics of parameter

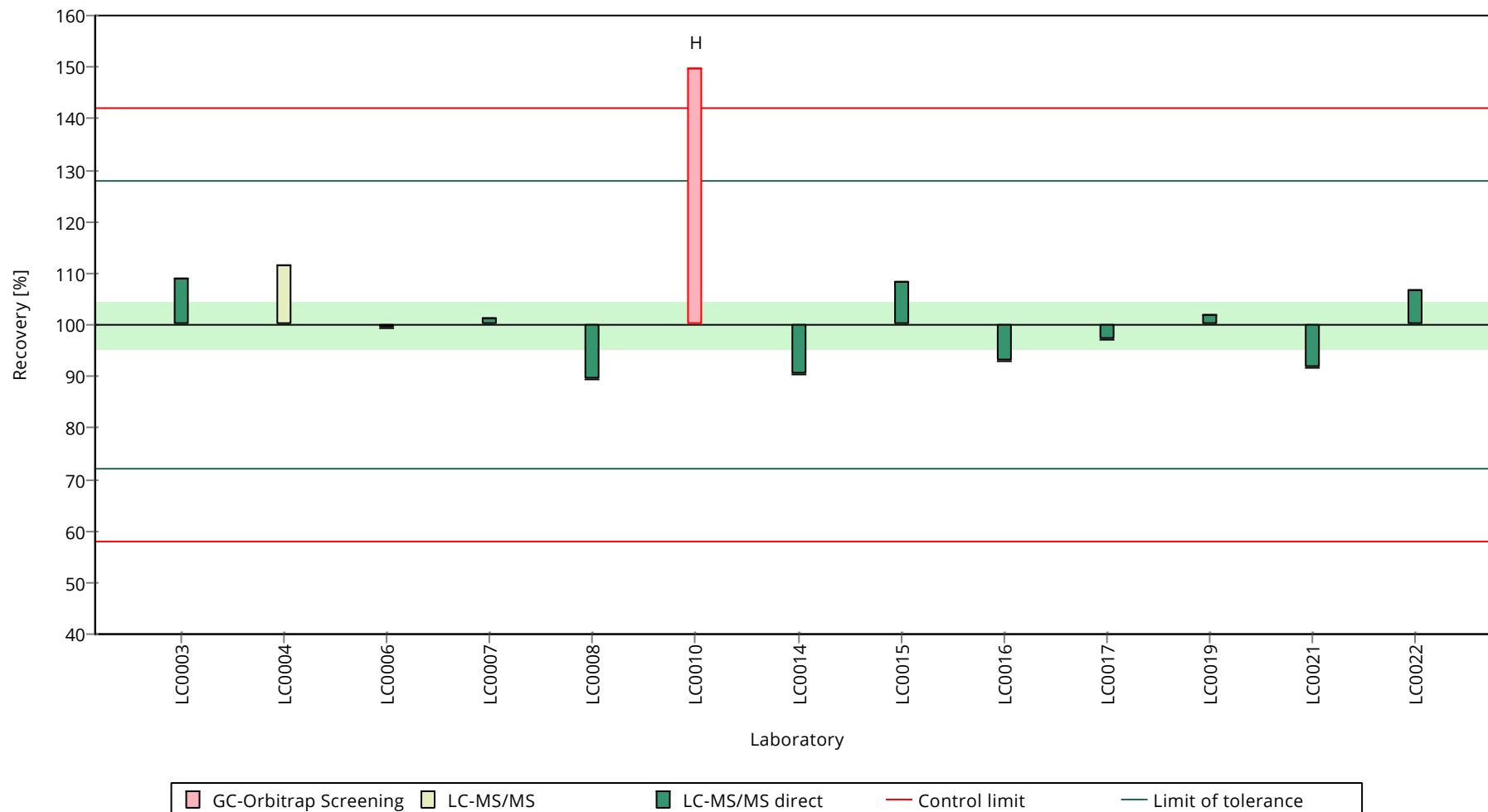
	all results	without outliers	Unit
Mean ± CI (99%)	0.173 ± 0.0218	0.167 ± 0.0113	µg/l
Minimum	0.149	0.149	µg/l
Maximum	0.25	0.186	µg/l
Standard deviation	0.0262	0.013	µg/l
rel. standard deviation	15.1	7.8	%
n	13	12	-

**Graphical presentation of results**

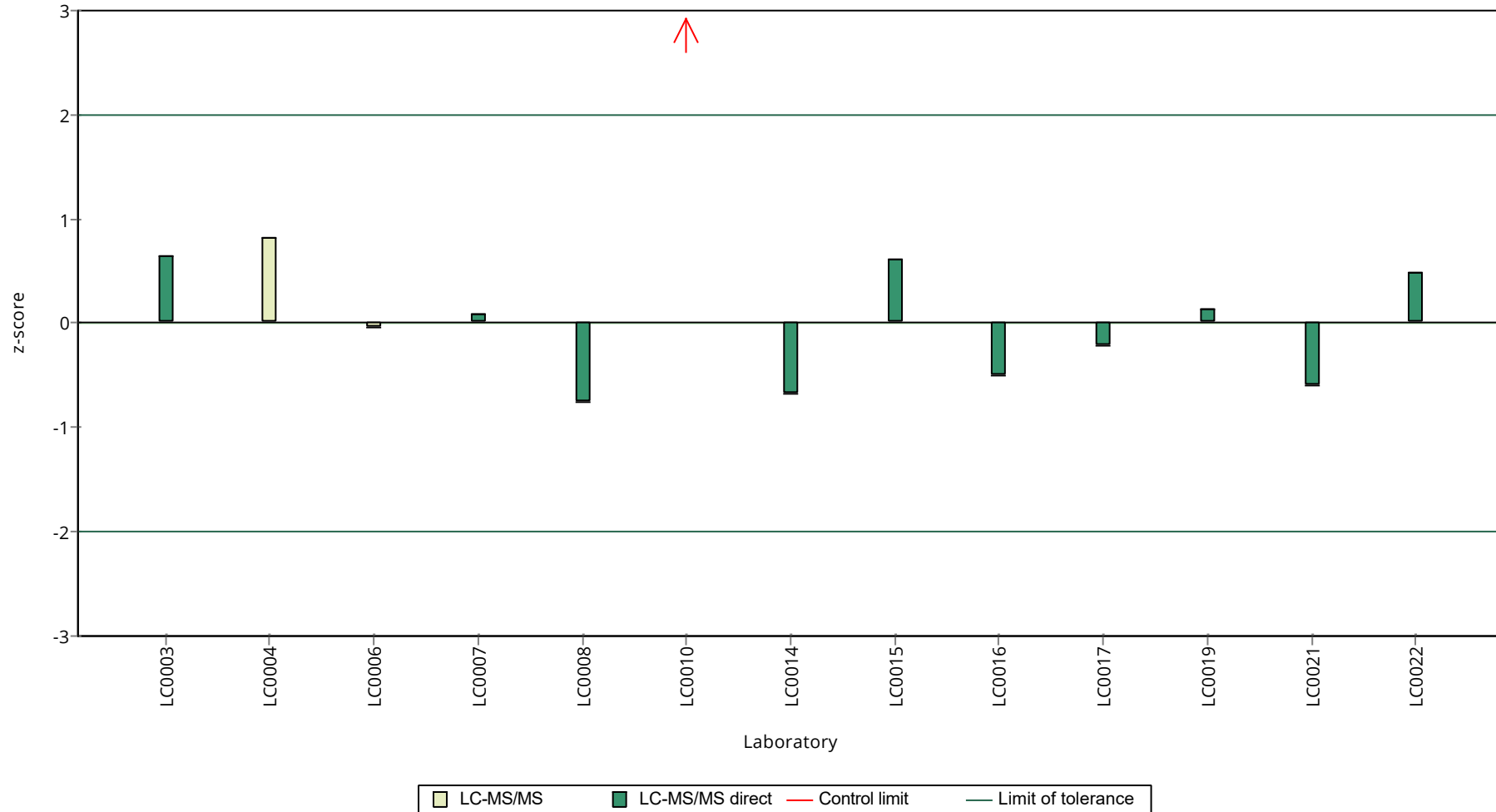
**Results**



**Recovery rate**



**z-score**



Parameter oriented report Herbicides/pesticides -  
H003

Sample: H003B, Parameter: Cyanazine

## Parameter oriented report

### H003 B

#### Cyanazine

Unit	µg/l
Assigned value ± U (k=2)	0.441 ± 0.0221
Criterion	0.0618 (14 %)
Minimum - Maximum	0.385 - 0.512
Control test value ± U (k=2)	0.354 ± 0.124

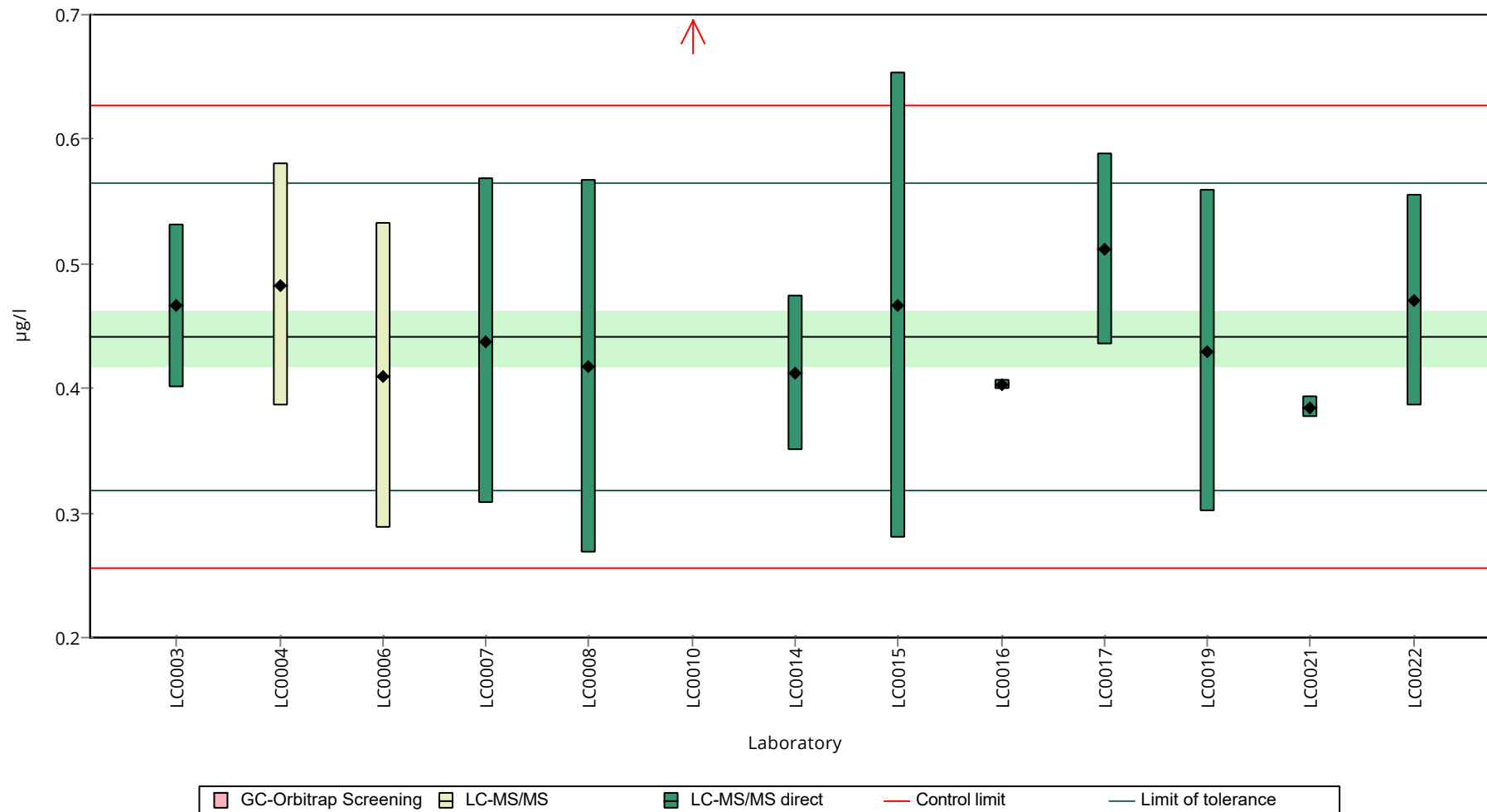
Labcode	Result ± U	Recovery [%]	z-Score	Comments
LC0001	- ± -	-	-	
LC0002	- ± -	-	-	
LC0003	0.466 ± 0.0653	106	0.4	
LC0004	0.483 ± 0.097	109	0.68	
LC0005	- ± -	-	-	
LC0006	0.41 ± 0.123	92.9	-0.5	
LC0007	0.438 ± 0.131	99.3	-0.05	
LC0008	0.417 ± 0.15	94.5	-0.39	
LC0009	- ± -	-	-	
LC0010	1 ± 0.5	227	9.05	H
LC0011	- ± -	-	-	
LC0012	- ± -	-	-	
LC0013	- ± -	-	-	
LC0014	0.412 ± 0.062	93.4	-0.47	
LC0015	0.467 ± 0.187	106	0.42	
LC0016	0.403 ± 0.004	91.3	-0.62	
LC0017	0.512 ± 0.077	116	1.15	
LC0018	- ± -	-	-	
LC0019	0.43 ± 0.129	97.5	-0.18	
LC0020	- ± -	-	-	
LC0021	0.385 ± 0.008	87.3	-0.91	
LC0022	0.471 ± 0.085	107	0.48	
LC0023	- ± -	-	-	
LC0024	- ± -	-	-	
LC0025	- ± -	-	-	

#### Characteristics of parameter

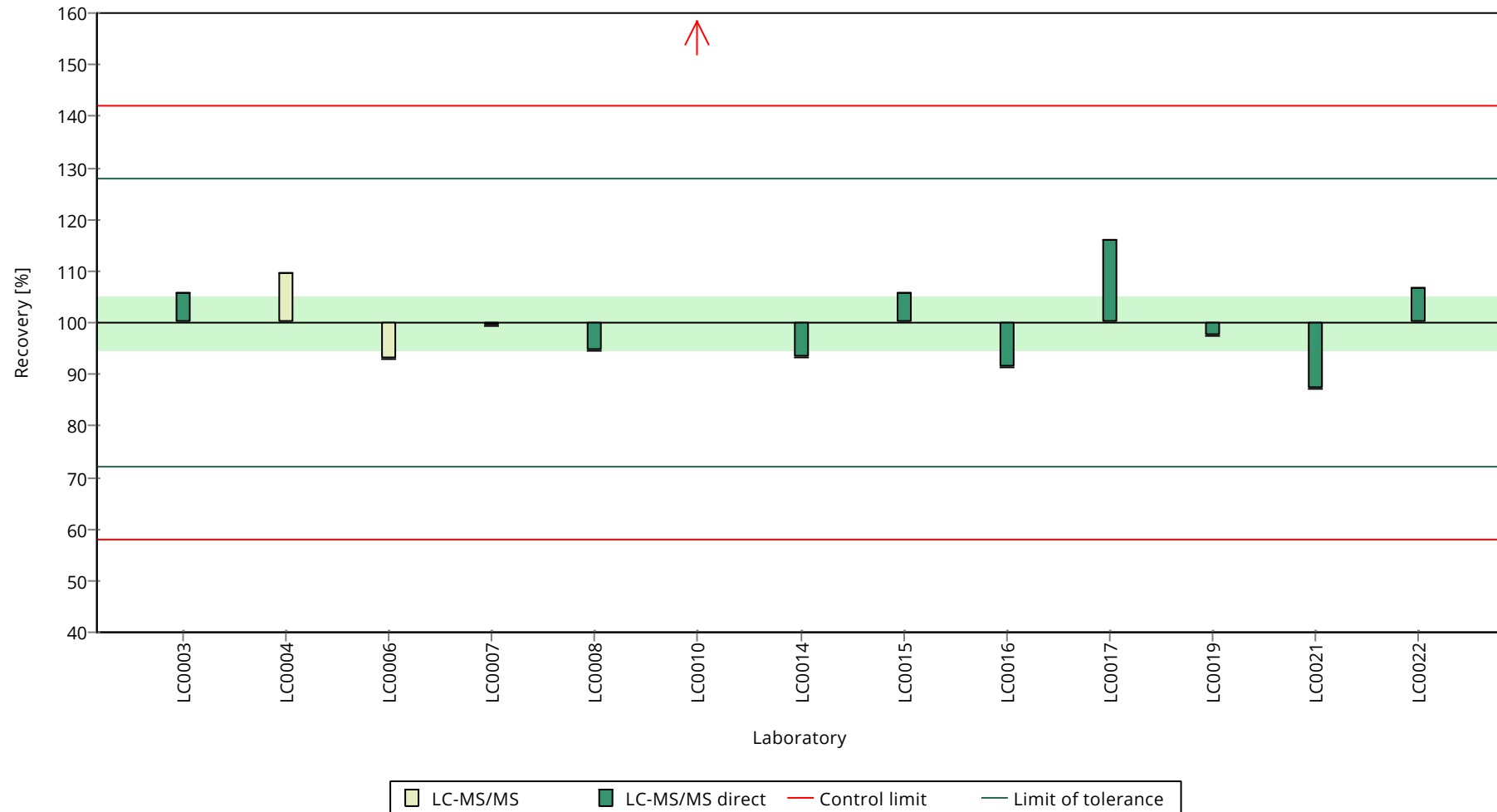
	all results	without outliers	Unit
Mean ± CI (99%)	0.484 ± 0.133	0.441 ± 0.0331	µg/l
Minimum	0.385	0.385	µg/l
Maximum	1	0.512	µg/l
Standard deviation	0.159	0.0383	µg/l
rel. standard deviation	32.9	8.67	%
n	13	12	-

Graphical presentation of results

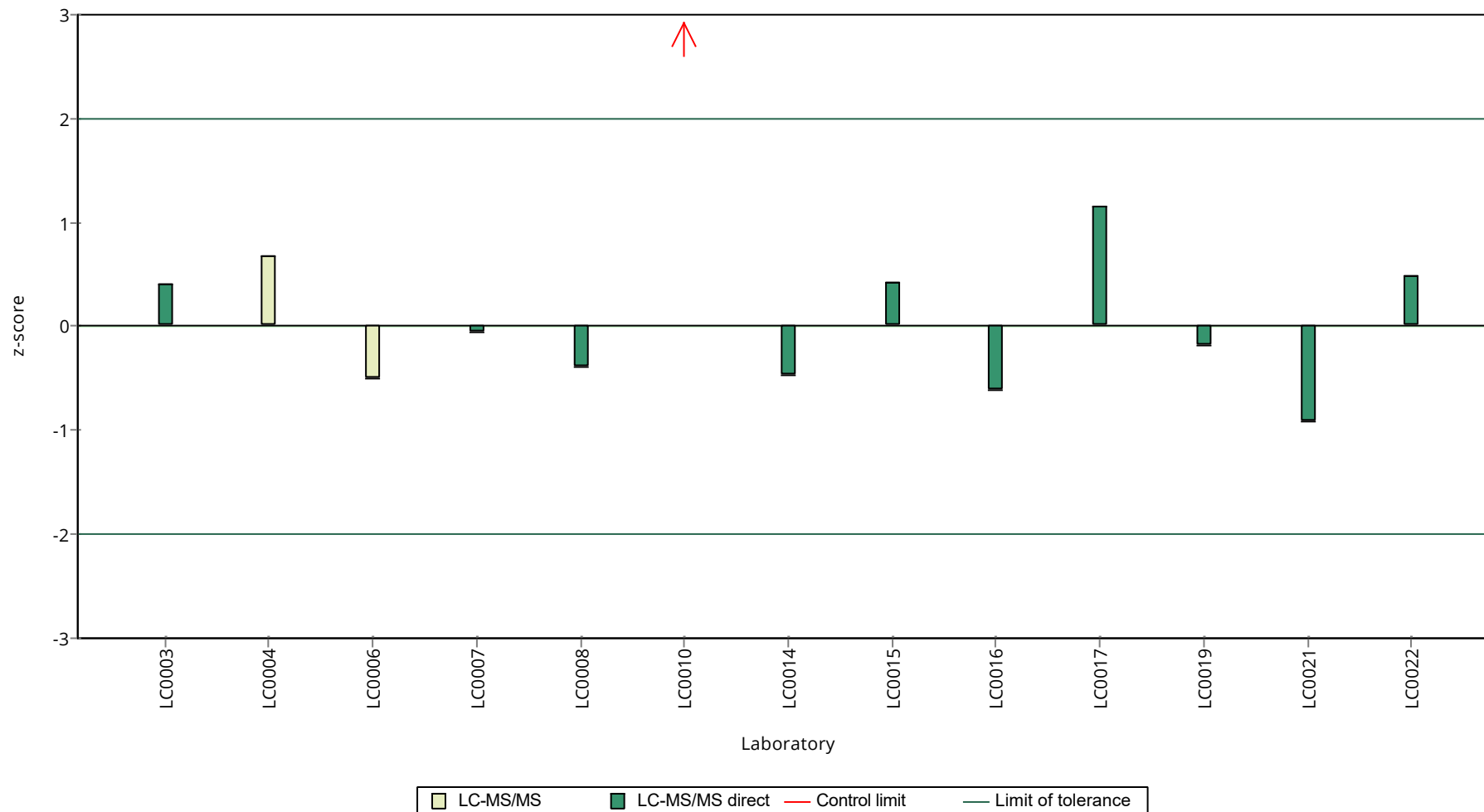
Results



**Recovery rate**



**z-score**



## Parameter oriented report

### H003 A

#### Dicamba \*

Unit	µg/l
Assigned value ± U (k=2)	-
Criterion	-
Minimum - Maximum	0.096 - 0.158
Control test value ± U (k=2)	0.114 ± 0.0342

\* For this substance there are too few laboratory results available (n<6), therefore the calculated mean value MV +/- U(k=2) based on the data of the (accredited) laboratories (n) after outlier removal are given for information. It can be used for comparison as part of your internal QA measures.

MV (n=5, accr.) +/- U(k=2): 0.127 +/- 0.0208 µg/l

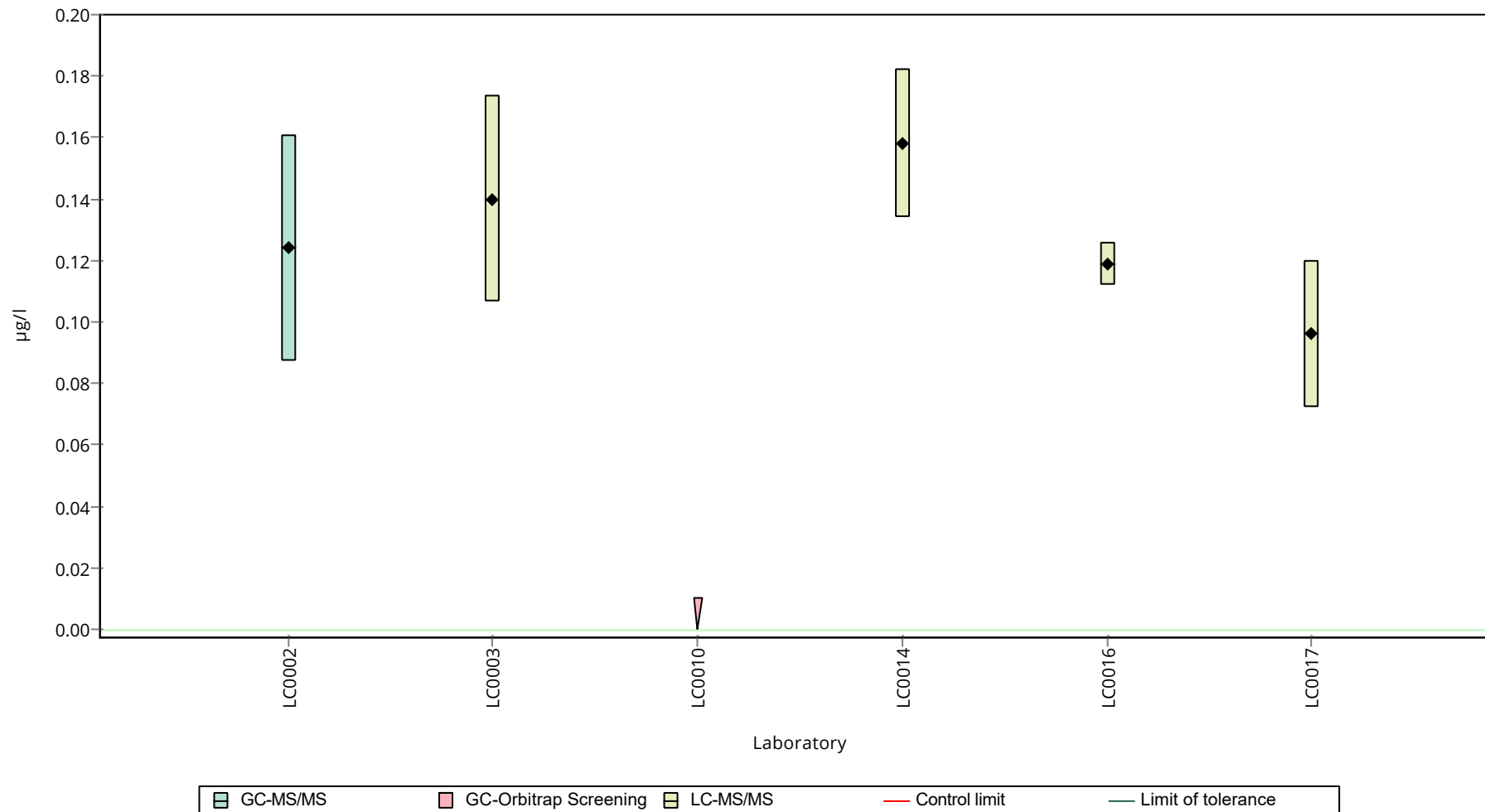
Labcode	Result ± U	Recovery [%]	z-Score	Comments
LC0001	- ± -	-	-	
LC0002	0.124 ± 0.037	-	-	
LC0003	0.14 ± 0.0337	-	-	
LC0004	- ± -	-	-	
LC0005	- ± -	-	-	
LC0006	- ± -	-	-	
LC0007	- ± -	-	-	
LC0008	- ± -	-	-	
LC0009	- ± -	-	-	
LC0010	<0.01 (LOD) ± -	-	-	FN
LC0011	- ± -	-	-	
LC0012	- ± -	-	-	
LC0013	- ± -	-	-	
LC0014	0.158 ± 0.024	-	-	
LC0015	- ± -	-	-	
LC0016	0.119 ± 0.007	-	-	
LC0017	0.096 ± 0.024	-	-	
LC0018	- ± -	-	-	
LC0019	- ± -	-	-	
LC0020	- ± -	-	-	
LC0021	- ± -	-	-	
LC0022	- ± -	-	-	
LC0023	- ± -	-	-	
LC0024	- ± -	-	-	
LC0025	- ± -	-	-	

#### Characteristics of parameter

	all results	without outliers	Unit
Mean ± CI (99%)	0.127 ± 0.0312	-	µg/l
Minimum	0.096	0.096	µg/l
Maximum	0.158	0.158	µg/l
Standard deviation	0.0233	-	µg/l
rel. standard deviation	18.3	-	%
n	5	5	-

**Graphical presentation of results**

**Results**



## Parameter oriented report

### H003 B

#### Dicamba \*

Unit	µg/l
Assigned value ± U (k=2)	-
Criterion	-
Minimum - Maximum	0.566 - 0.615
Control test value ± U (k=2)	0.525 ± 0.157

\* For this substance there are too few laboratory results available (n<6), therefore the calculated mean value MV +/- U(k=2) based on the data of the (accredited) laboratories (n) after outlier removal are given for information. It can be used for comparison as part of your internal QA measures.

MV (n=4, accr.) +/- U(k=2): 0.6 +/- 0.0228 µg/l

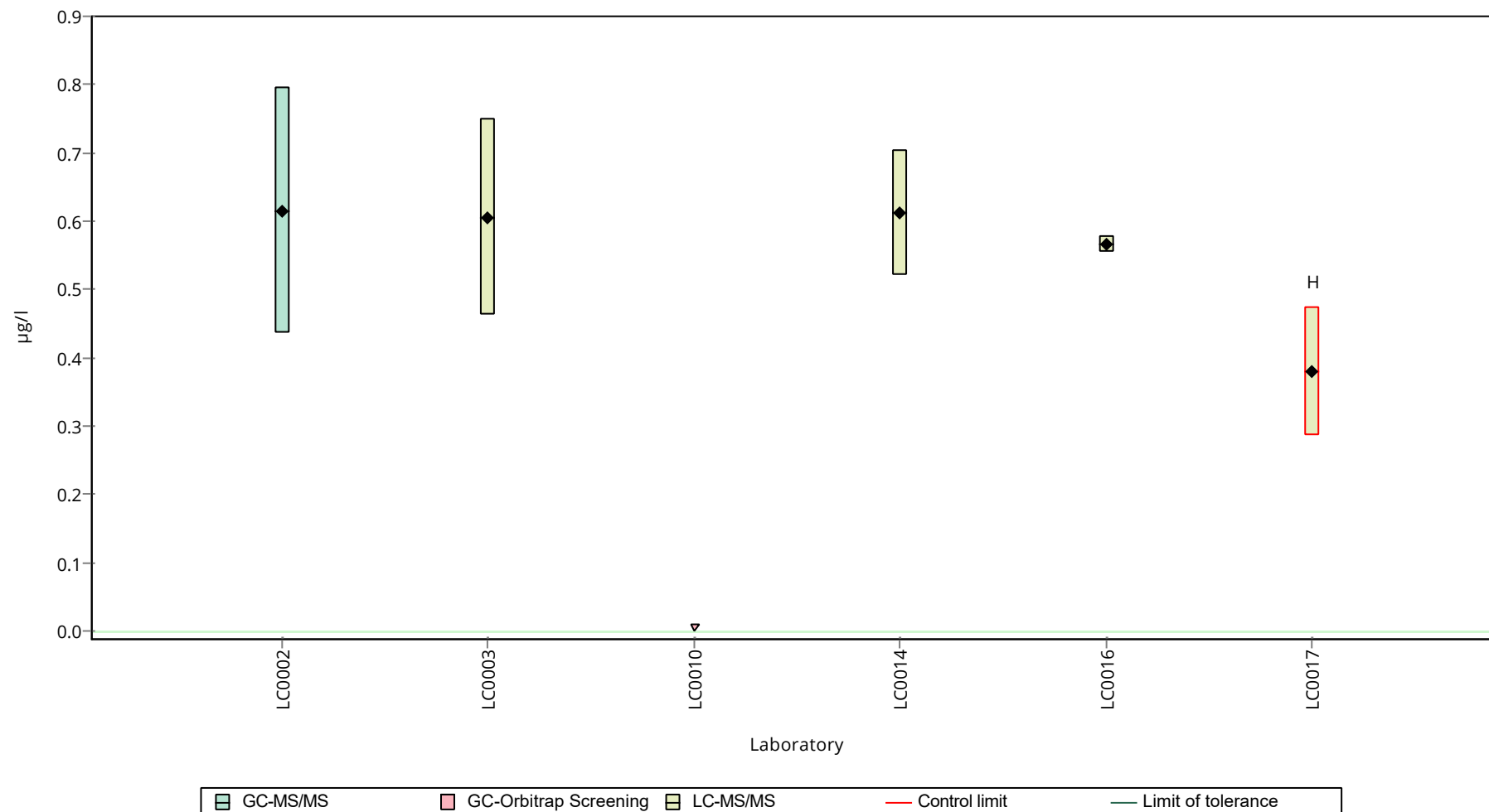
Labcode	Result ± U	Recovery [%]	z-Score	Comments
LC0001	- ± -	-	-	
LC0002	0.615 ± 0.18	-	-	
LC0003	0.606 ± 0.145	-	-	
LC0004	- ± -	-	-	
LC0005	- ± -	-	-	
LC0006	- ± -	-	-	
LC0007	- ± -	-	-	
LC0008	- ± -	-	-	
LC0009	- ± -	-	-	
LC0010	<0.01 (LOD) ± -	-	-	FN
LC0011	- ± -	-	-	
LC0012	- ± -	-	-	
LC0013	- ± -	-	-	
LC0014	0.612 ± 0.092	-	-	
LC0015	- ± -	-	-	
LC0016	0.566 ± 0.013	-	-	
LC0017	0.38 ± 0.095	-	-	H
LC0018	- ± -	-	-	
LC0019	- ± -	-	-	
LC0020	- ± -	-	-	
LC0021	- ± -	-	-	
LC0022	- ± -	-	-	
LC0023	- ± -	-	-	
LC0024	- ± -	-	-	
LC0025	- ± -	-	-	

#### Characteristics of parameter

	all results	without outliers	Unit
Mean ± CI (99%)	0.556 ± 0.134	-	µg/l
Minimum	0.38	0.566	µg/l
Maximum	0.615	0.615	µg/l
Standard deviation	0.1	-	µg/l
rel. standard deviation	18	-	%
n	5	4	-

**Graphical presentation of results**

**Results**



## Parameter oriented report

### H003 A

#### Dichlorprop

Unit	µg/l
Assigned value ± U (k=2)	0.553 ± 0.0349
Criterion	0.0664 (12 %)
Minimum - Maximum	0.439 - 0.654
Control test value ± U (k=2)	0.510 ± 0.0766

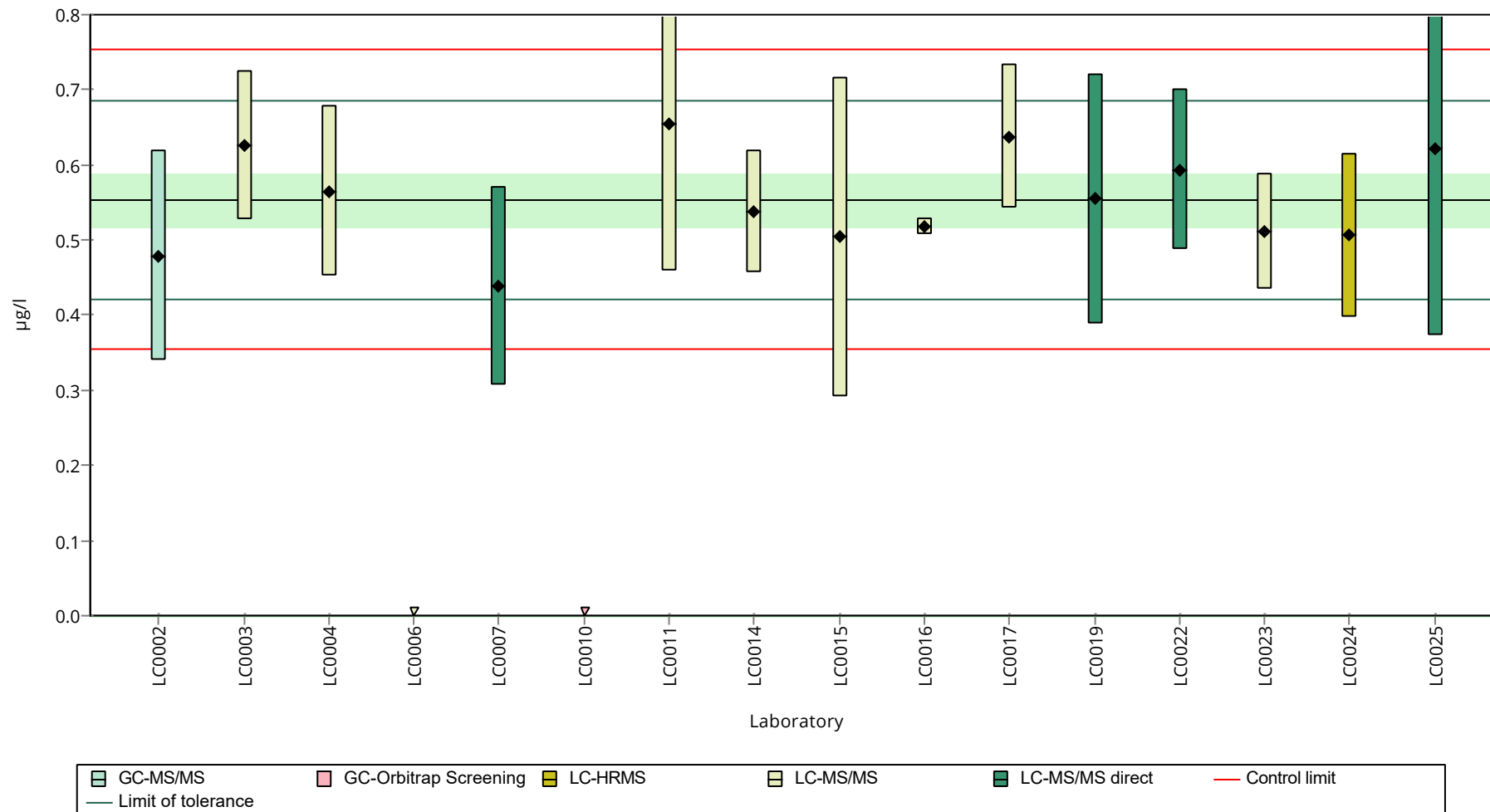
Labcode	Result ± U	Recovery [%]	z-Score	Comments
LC0001	- ± -	-	-	
LC0002	0.479 ± 0.14	86.5	-1.12	
LC0003	0.626 ± 0.1	113	1.09	
LC0004	0.565 ± 0.113	102	0.17	
LC0005	- ± -	-	-	
LC0006	<0.01 (LOD) ± -	-	-	FN
LC0007	0.439 ± 0.132	79.3	-1.72	
LC0008	- ± -	-	-	
LC0009	- ± -	-	-	
LC0010	<0.01 (LOD) ± -	-	-	FN
LC0011	0.654 ± 0.1962	118	1.51	
LC0012	- ± -	-	-	
LC0013	- ± -	-	-	
LC0014	0.538 ± 0.081	97.2	-0.23	
LC0015	0.504 ± 0.212	91.1	-0.74	
LC0016	0.518 ± 0.011	93.6	-0.53	
LC0017	0.638 ± 0.096	115	1.27	
LC0018	- ± -	-	-	
LC0019	0.555 ± 0.1665	100	0.02	
LC0020	- ± -	-	-	
LC0021	- ± -	-	-	
LC0022	0.593 ± 0.107	107	0.6	
LC0023	0.512 ± 0.077	92.5	-0.62	
LC0024	0.5064 ± 0.1091	91.5	-0.71	
LC0025	0.621 ± 0.248	112	1.02	

#### Characteristics of parameter

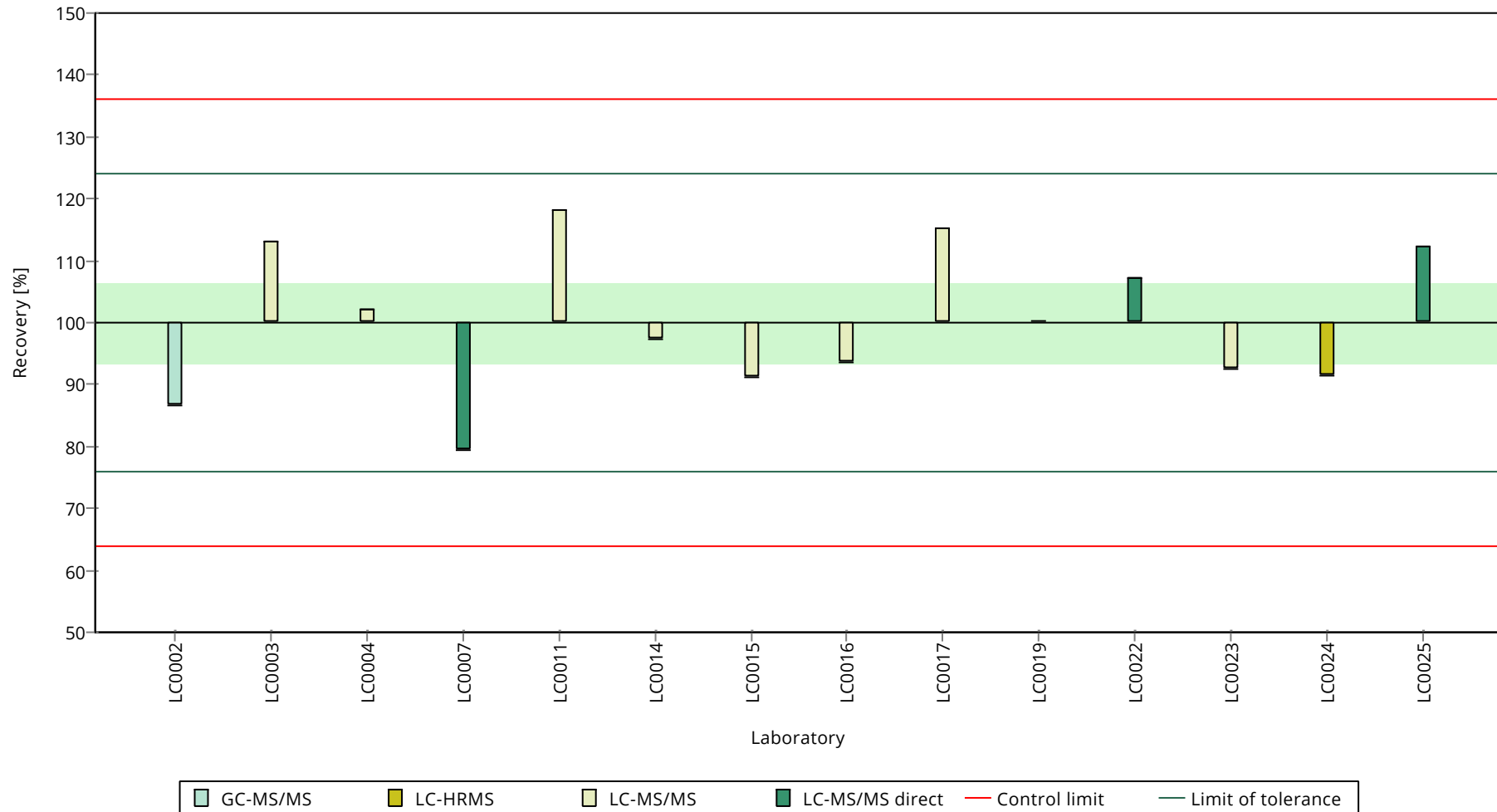
	all results	without outliers	Unit
Mean ± CI (99%)	0.553 ± 0.0523	0.553 ± 0.0523	µg/l
Minimum	0.439	0.439	µg/l
Maximum	0.654	0.654	µg/l
Standard deviation	0.0652	0.0652	µg/l
rel. standard deviation	11.8	11.8	%
n	14	14	-

Graphical presentation of results

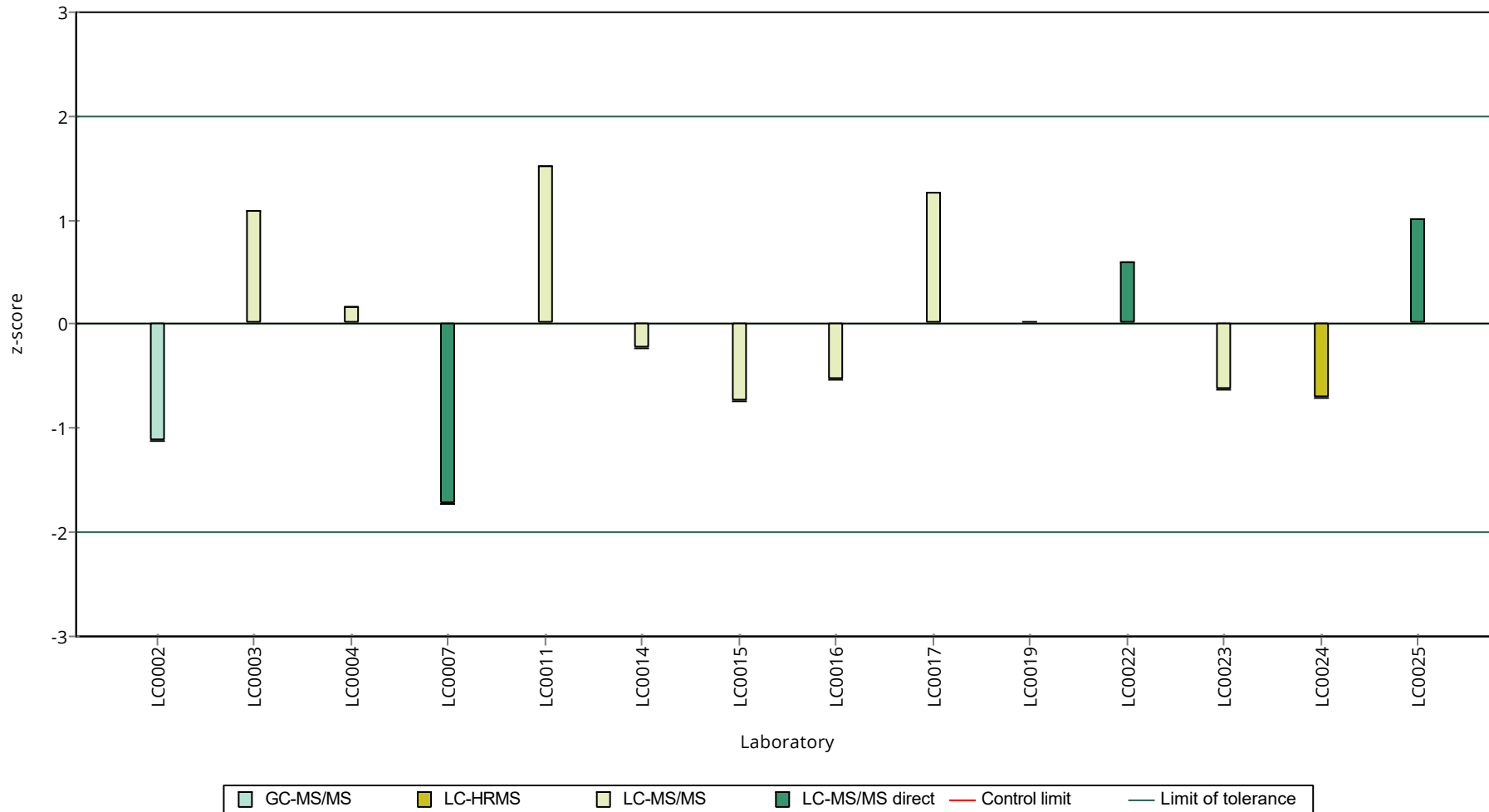
Results



**Recovery rate**



**z-Score**



Parameter oriented report Herbicides/pesticides -  
H003

Sample: H003B, Parameter: Dichlorprop

## Parameter oriented report

### H003 B

#### Dichlorprop

Unit	µg/l
Assigned value ± U (k=2)	0.295 ± 0.0109
Criterion	0.0354 (12 %)
Minimum - Maximum	0.265 - 0.335
Control test value ± U (k=2)	0.257 ± 0.0386

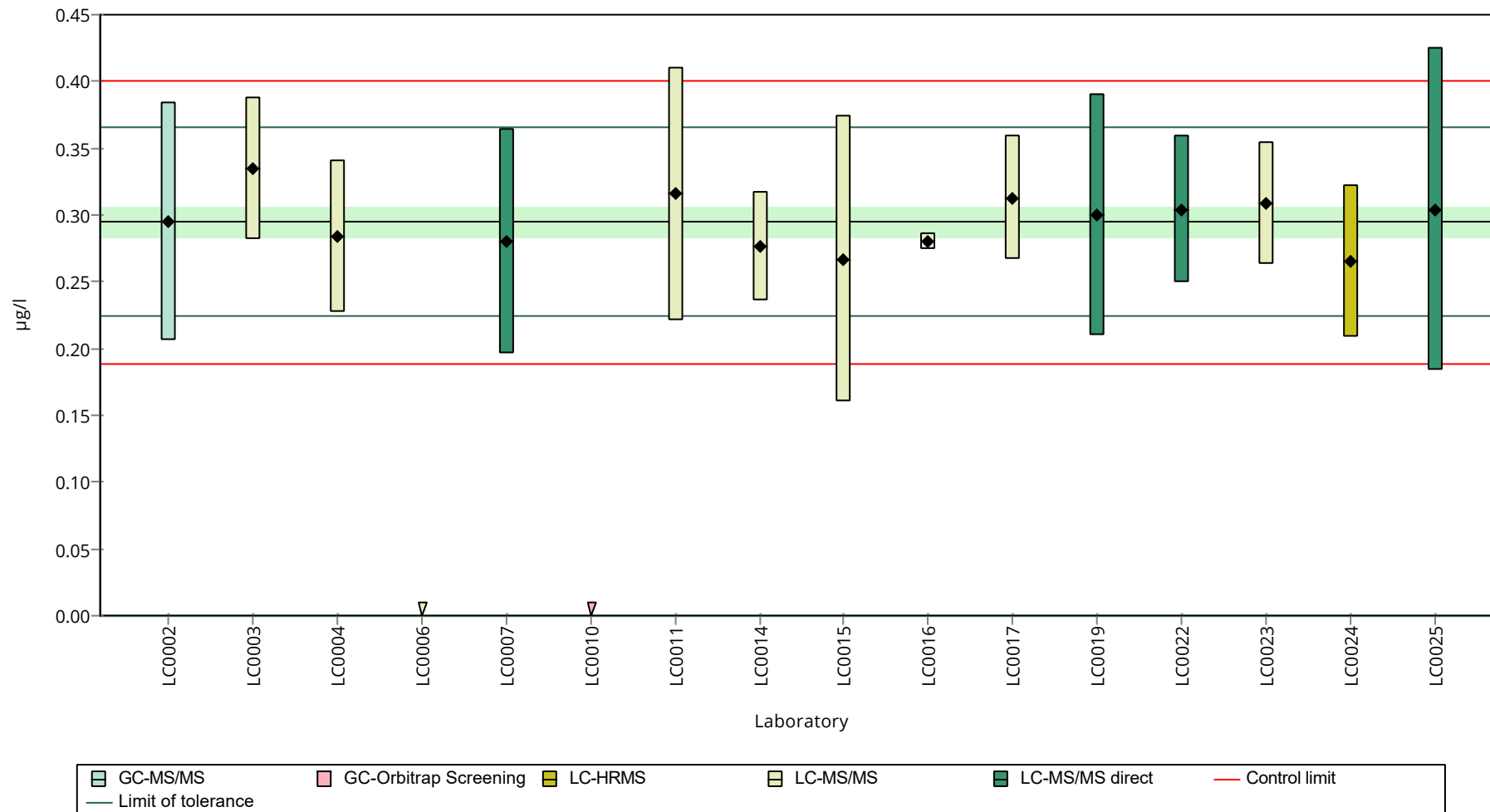
Labcode	Result ± U	Recovery [%]	z-Score	Comments
LC0001	- ± -	-	-	
LC0002	0.295 ± 0.089	100	0.00	
LC0003	0.335 ± 0.0536	114	1.13	
LC0004	0.284 ± 0.057	96.3	-0.31	
LC0005	- ± -	-	-	
LC0006	<0.01 (LOD) ± -	-	-	FN
LC0007	0.28 ± 0.084	95	-0.42	
LC0008	- ± -	-	-	
LC0009	- ± -	-	-	
LC0010	<0.01 (LOD) ± -	-	-	FN
LC0011	0.316 ± 0.0948	107	0.6	
LC0012	- ± -	-	-	
LC0013	- ± -	-	-	
LC0014	0.276 ± 0.041	93.6	-0.53	
LC0015	0.267 ± 0.107	90.6	-0.79	
LC0016	0.28 ± 0.006	95	-0.42	
LC0017	0.313 ± 0.047	106	0.51	
LC0018	- ± -	-	-	
LC0019	0.3 ± 0.09	102	0.15	
LC0020	- ± -	-	-	
LC0021	- ± -	-	-	
LC0022	0.304 ± 0.055	103	0.26	
LC0023	0.309 ± 0.046	105	0.4	
LC0024	0.2649 ± 0.05709	89.8	-0.85	
LC0025	0.304 ± 0.121	103	0.26	

#### Characteristics of parameter

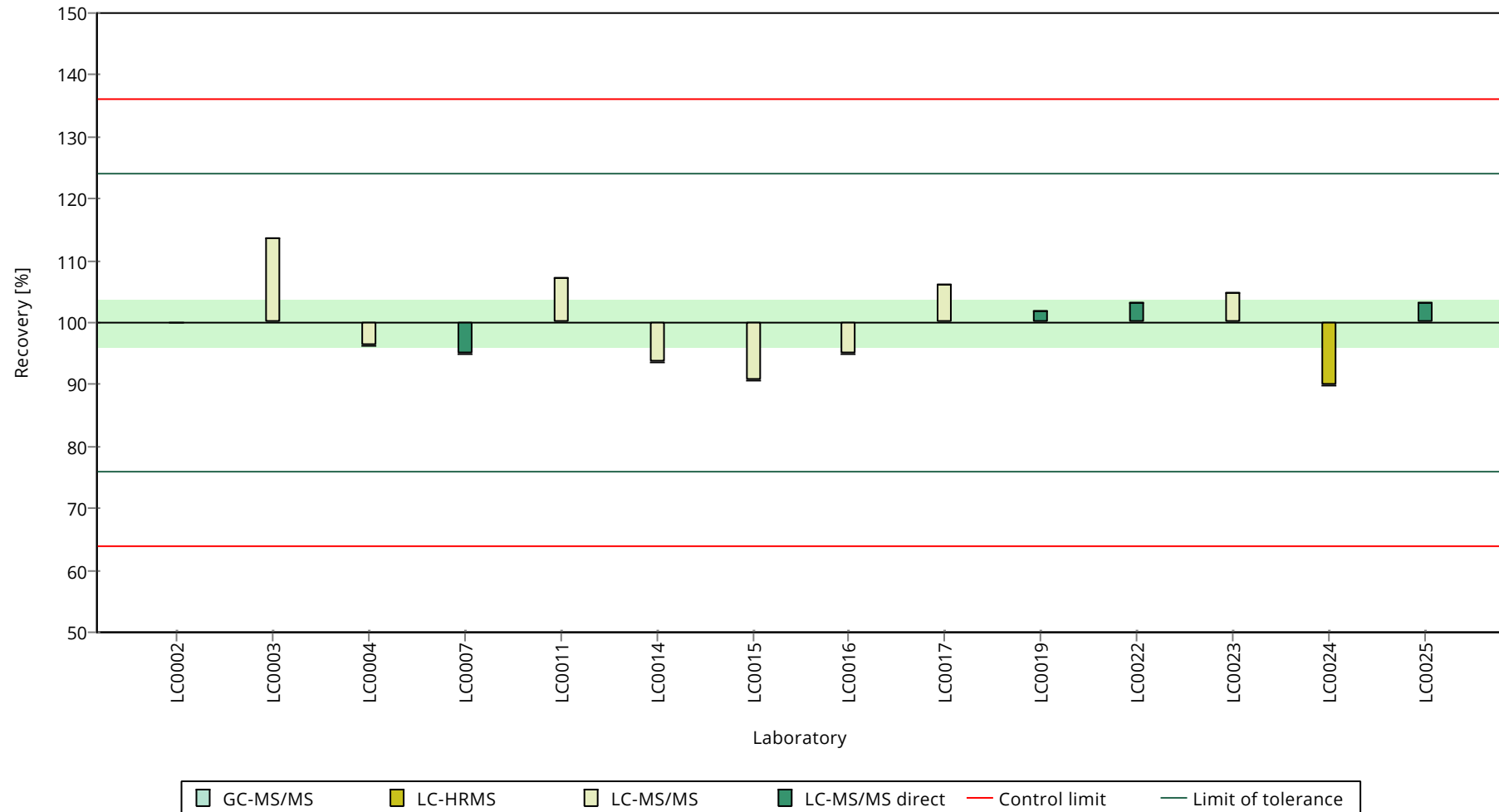
	all results	without outliers	Unit
Mean ± CI (99%)	0.295 ± 0.0163	0.295 ± 0.0163	µg/l
Minimum	0.265	0.265	µg/l
Maximum	0.335	0.335	µg/l
Standard deviation	0.0203	0.0203	µg/l
rel. standard deviation	6.89	6.89	%
n	14	14	-

Graphical presentation of results

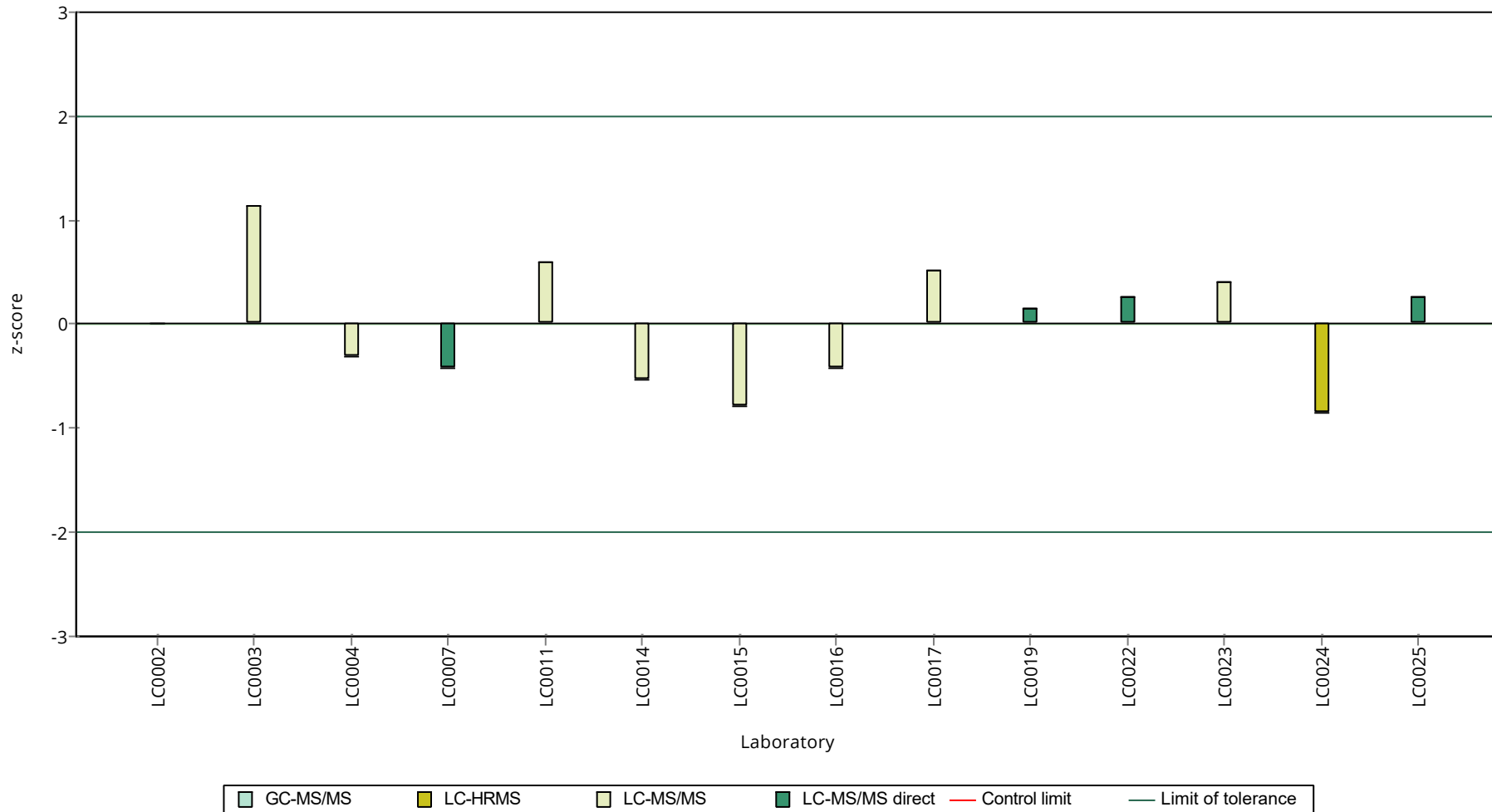
Results



**Recovery rate**



**z-Score**



Parameter oriented report Herbicides/pesticides - H003

Sample: H003A, Parameter: Dimethachlor ethane sulfonic acid (CGA 354742, Dimethachlor-ESA)

## Parameter oriented report

### H003 A

#### Dimethachlor ethane sulfonic acid (CGA 354742, Dimethachlor-ESA)

Unit	µg/l
Assigned value ± U (k=2)	0.233 ± 0.0174
Criterion	0.0465 (20 %)
Minimum - Maximum	0.163 - 0.3
Control test value ± U (k=2)	0.206 ± 0.0516

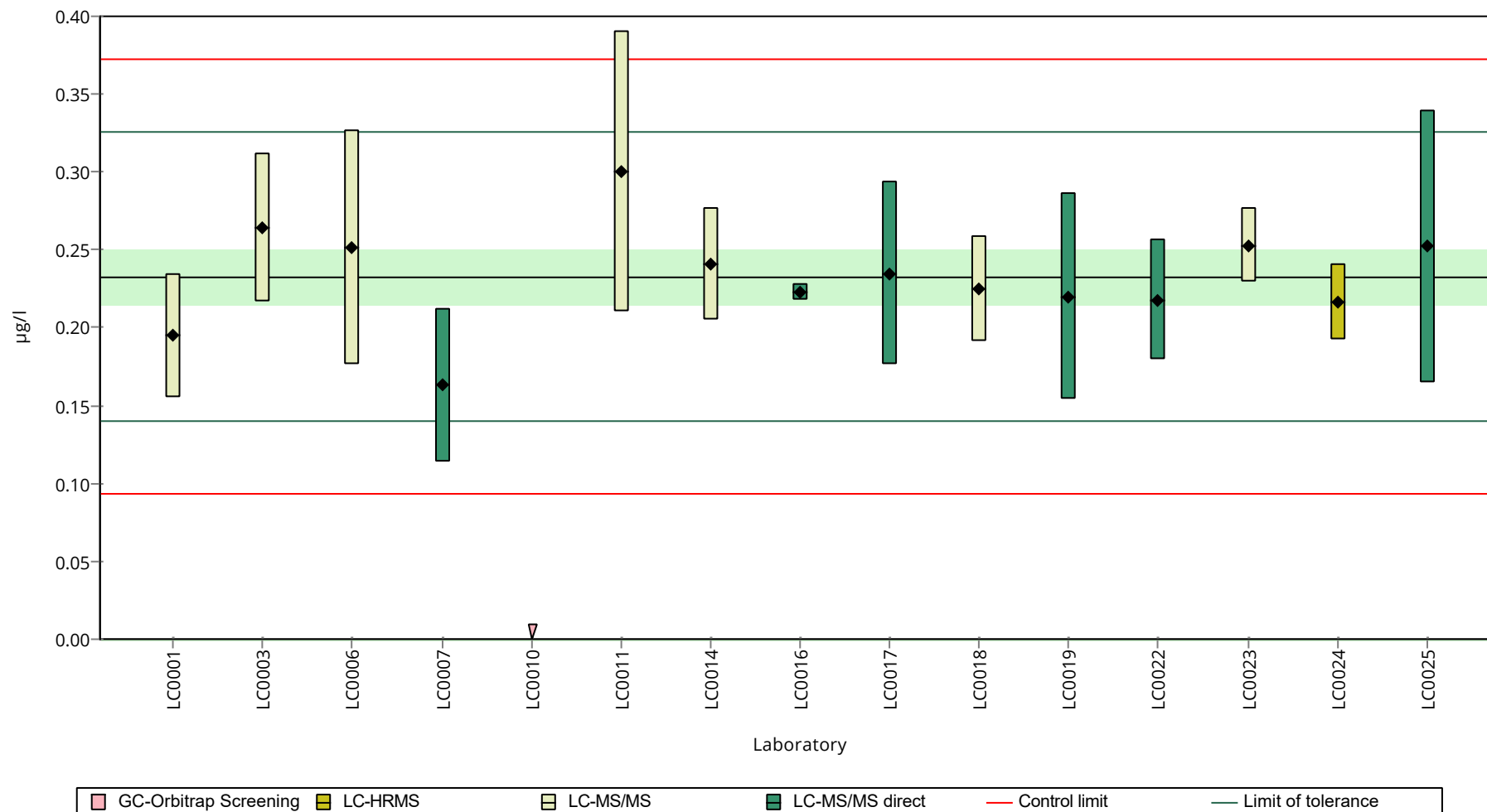
Labcode	Result ± U	Recovery [%]	z-Score	Comments
LC0001	0.195 ± 0.04	83.8	-0.81	
LC0002	- ± -	-	-	
LC0003	0.264 ± 0.0476	113	0.67	
LC0004	- ± -	-	-	
LC0005	- ± -	-	-	
LC0006	0.251 ± 0.0753	108	0.4	
LC0007	0.163 ± 0.049	70.1	-1.5	
LC0008	- ± -	-	-	
LC0009	- ± -	-	-	
LC0010	<0.01 (LOD) ± -	-	-	FN
LC0011	0.3 ± 0.09	129	1.45	
LC0012	- ± -	-	-	
LC0013	- ± -	-	-	
LC0014	0.241 ± 0.036	104	0.18	
LC0015	- ± -	-	-	
LC0016	0.223 ± 0.005	95.9	-0.21	
LC0017	0.235 ± 0.059	101	0.05	
LC0018	0.225 ± 0.034	96.7	-0.16	
LC0019	0.22 ± 0.066	94.6	-0.27	
LC0020	- ± -	-	-	
LC0021	- ± -	-	-	
LC0022	0.218 ± 0.039	93.7	-0.31	
LC0023	0.253 ± 0.024	109	0.44	
LC0024	0.2166 ± 0.02447	93.1	-0.34	
LC0025	0.252 ± 0.088	108	0.42	

#### Characteristics of parameter

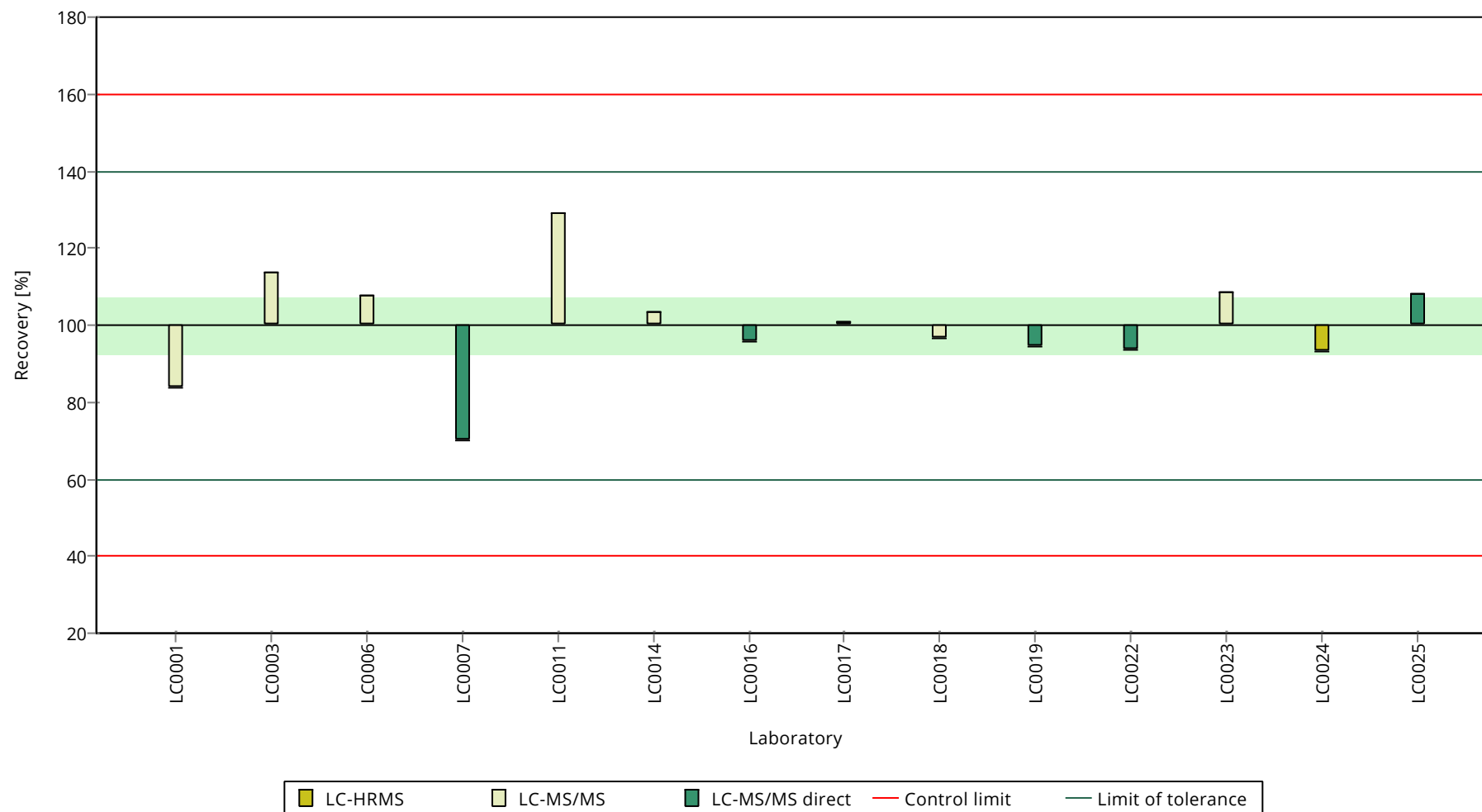
	all results	without outliers	Unit
Mean ± CI (99%)	0.233 ± 0.0261	0.233 ± 0.0261	µg/l
Minimum	0.163	0.163	µg/l
Maximum	0.3	0.3	µg/l
Standard deviation	0.0325	0.0325	µg/l
rel. standard deviation	14	14	%
n	14	14	-

Graphical presentation of results

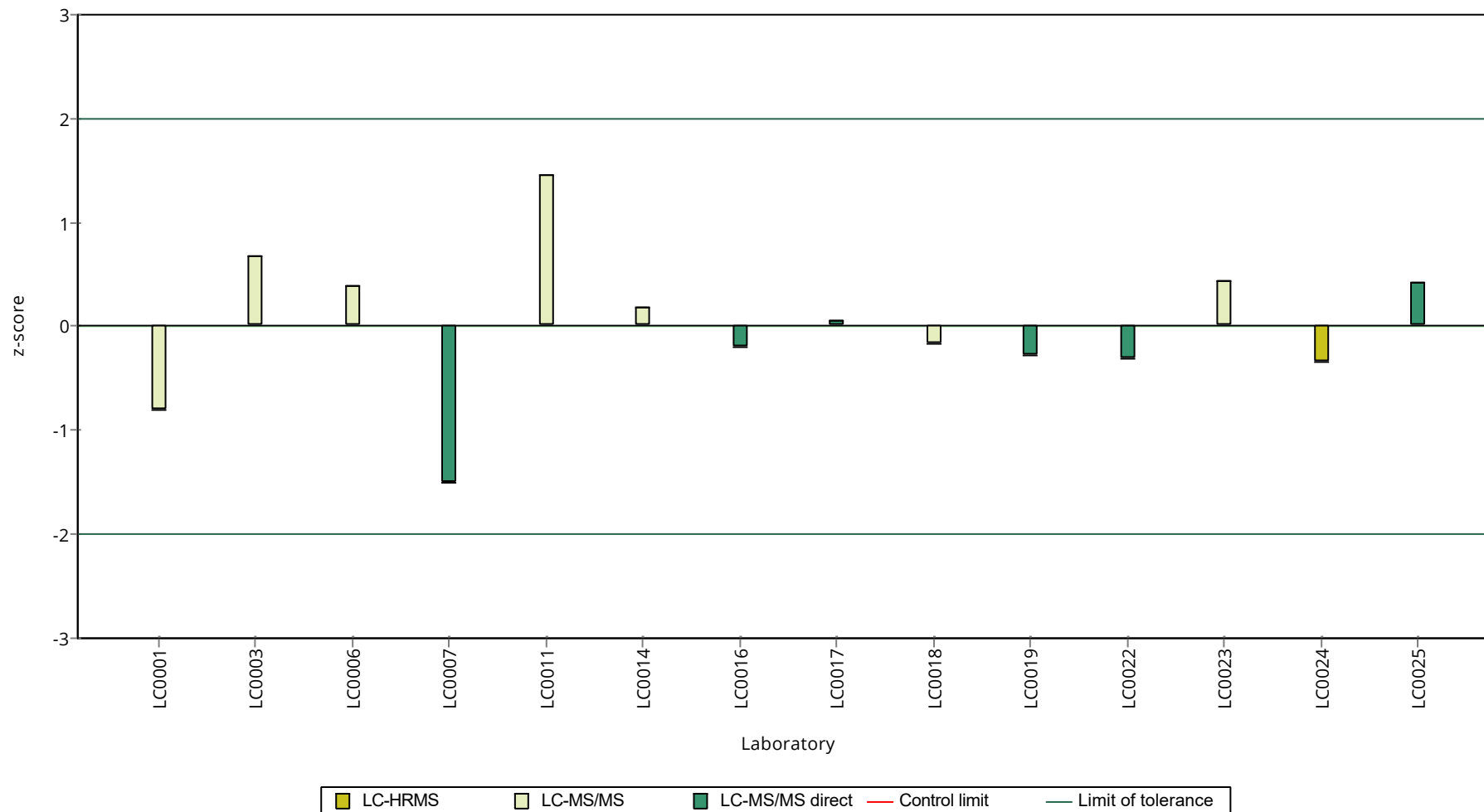
Results



Recovery rate



**z-Score**



Parameter oriented report Herbicides/pesticides - H003

Sample: H003B, Parameter: Dimethachlor ethane sulfonic acid (CGA 354742, Dimethachlor-ESA)

## Parameter oriented report

### H003 B

#### Dimethachlor ethane sulfonic acid (CGA 354742, Dimethachlor-ESA)

Unit	µg/l
Assigned value ± U (k=2)	0.112 ± 0.00608
Criterion	0.0224 (20 %)
Minimum - Maximum	0.096 - 0.132
Control test value ± U (k=2)	0.100 ± 0.025

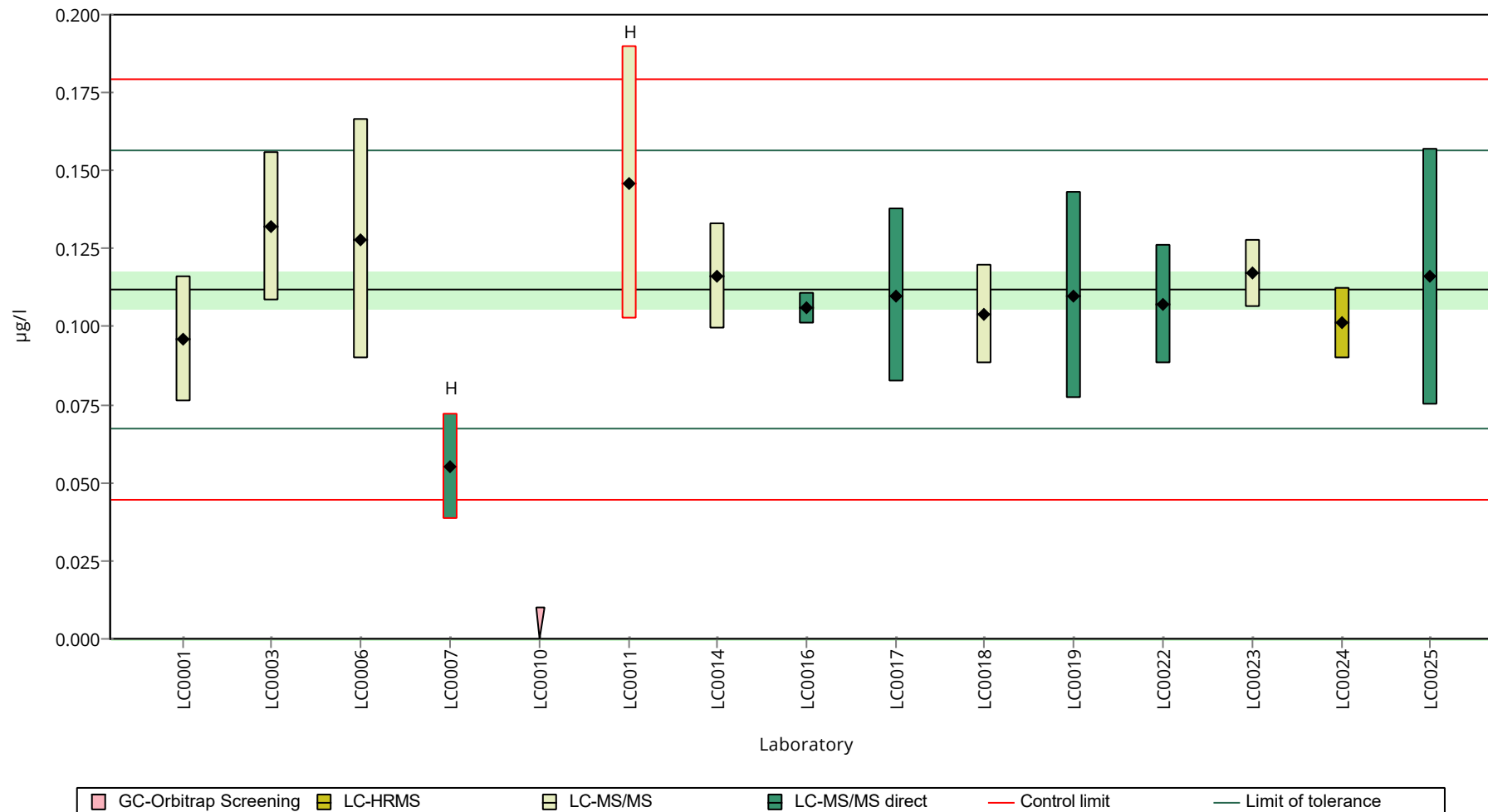
Labcode	Result ± U	Recovery [%]	z-Score	Comments
LC0001	0.096 ± 0.02	85.8	-0.71	
LC0002	- ± -	-	-	
LC0003	0.132 ± 0.0238	118	0.9	
LC0004	- ± -	-	-	
LC0005	- ± -	-	-	
LC0006	0.128 ± 0.0384	114	0.72	
LC0007	0.055 ± 0.017	49.1	-2.54	H
LC0008	- ± -	-	-	
LC0009	- ± -	-	-	
LC0010	<0.01 (LOD) ± -	-	-	FN
LC0011	0.146 ± 0.0438	130	1.52	H
LC0012	- ± -	-	-	
LC0013	- ± -	-	-	
LC0014	0.116 ± 0.017	104	0.18	
LC0015	- ± -	-	-	
LC0016	0.106 ± 0.005	94.7	-0.26	
LC0017	0.11 ± 0.028	98.3	-0.09	
LC0018	0.104 ± 0.016	92.9	-0.35	
LC0019	0.11 ± 0.033	98.3	-0.09	
LC0020	- ± -	-	-	
LC0021	- ± -	-	-	
LC0022	0.107 ± 0.019	95.6	-0.22	
LC0023	0.117 ± 0.011	105	0.23	
LC0024	0.1011 ± 0.01142	90.3	-0.48	
LC0025	0.116 ± 0.041	104	0.18	

#### Characteristics of parameter

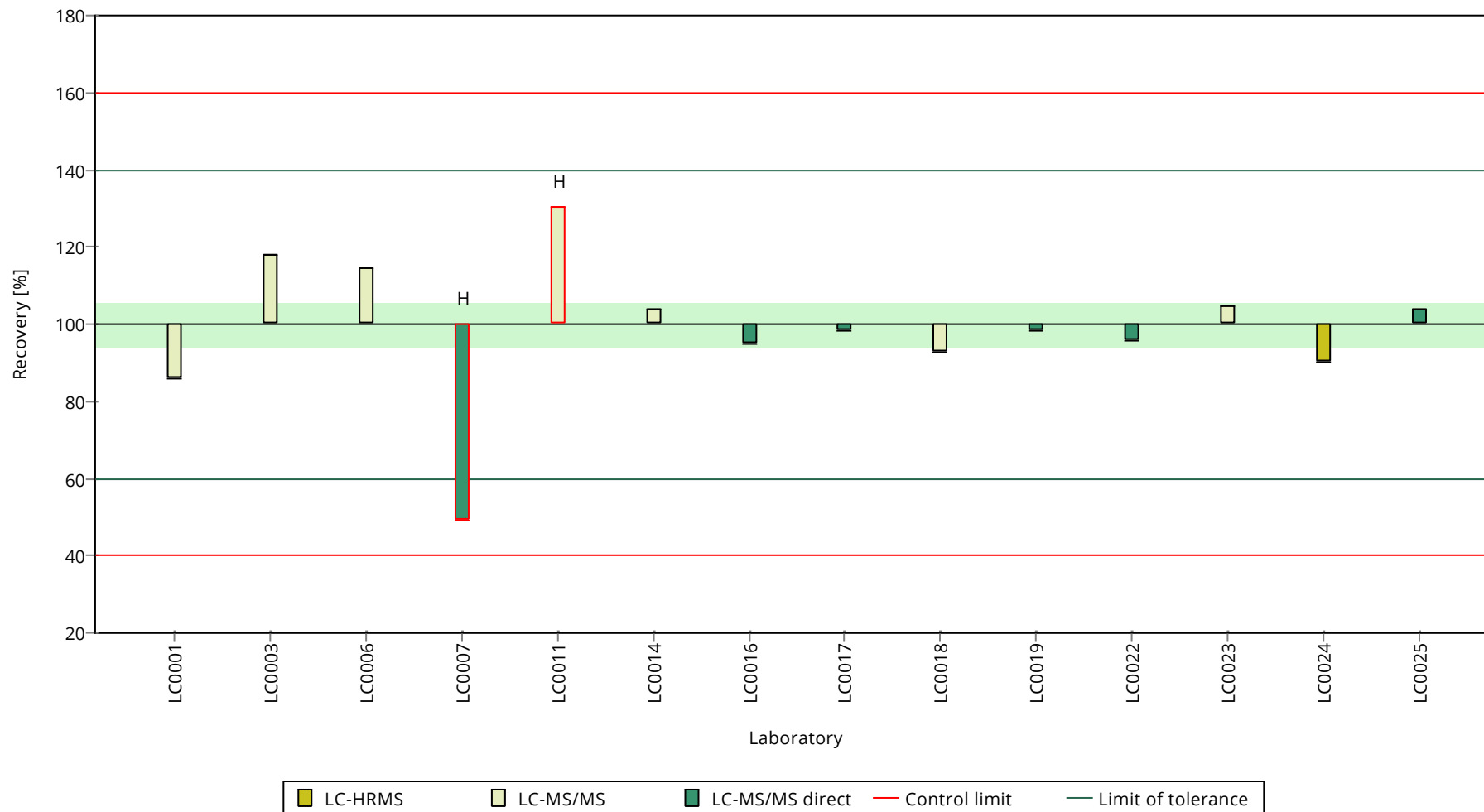
	all results	without outliers	Unit
Mean ± CI (99%)	0.11 ± 0.0166	0.112 ± 0.00912	µg/l
Minimum	0.055	0.096	µg/l
Maximum	0.146	0.132	µg/l
Standard deviation	0.0207	0.0105	µg/l
rel. standard deviation	18.8	9.41	%
n	14	12	-

Graphical presentation of results

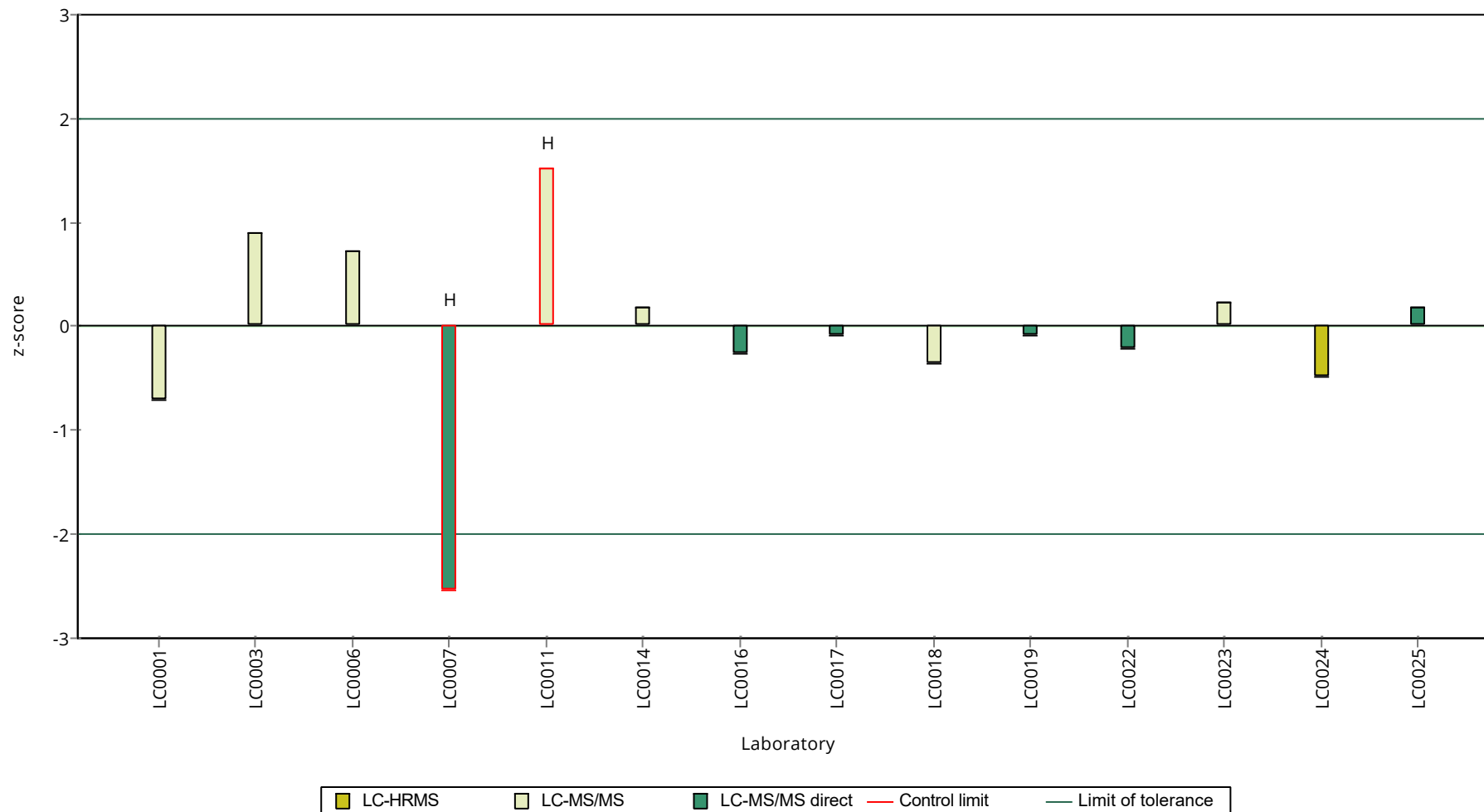
Results



**Recovery rate**



**z-Score**



Parameter oriented report Herbicides/pesticides - H003

Sample: H003A, Parameter: Dimethachlor Metabolite - CGA 369873

## Parameter oriented report

### H003 A

#### Dimethachlor Metabolite - CGA 369873

Unit  $\mu\text{g/l}$   
Assigned value  $\pm U$  (k=2)  $0.144 \pm 0.00926$   
Criterion  $0.0288$  (20 %)  
Minimum - Maximum  $0.114 - 0.16$   
Control test value  $\pm U$  (k=2)  $0.132 \pm 0.0264$

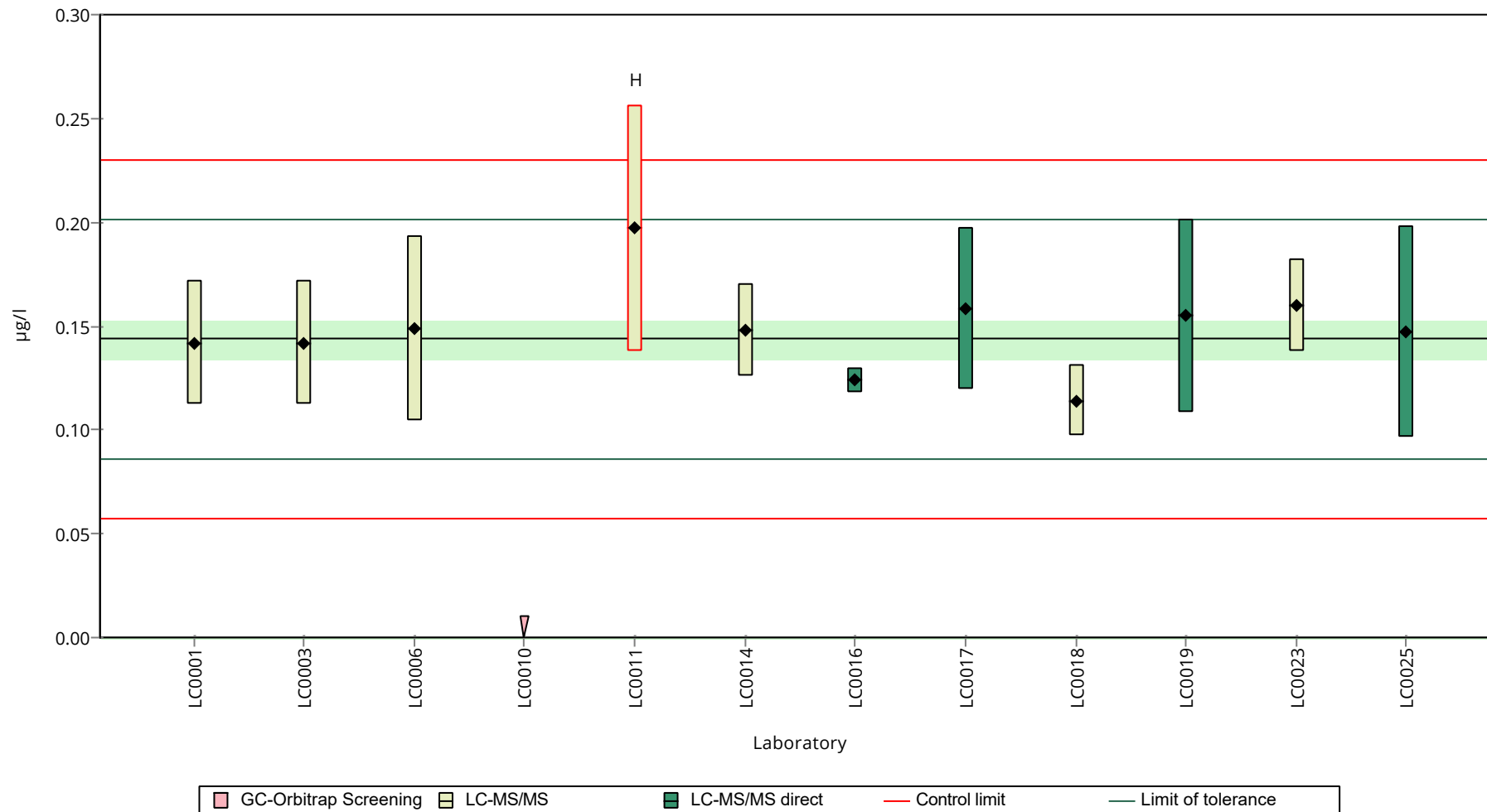
Labcode	Result $\pm U$	Recovery [%]	z-Score	Comments
LC0001	$0.142 \pm 0.03$	98.7	-0.07	
LC0002	- $\pm$ -	-	-	
LC0003	$0.142 \pm 0.0299$	98.7	-0.07	
LC0004	- $\pm$ -	-	-	
LC0005	- $\pm$ -	-	-	
LC0006	$0.149 \pm 0.0447$	104	0.18	
LC0007	- $\pm$ -	-	-	
LC0008	- $\pm$ -	-	-	
LC0009	- $\pm$ -	-	-	
LC0010	<0.01 (LOD) $\pm$ -	-	-	FN
LC0011	$0.197 \pm 0.0591$	137	1.85	H
LC0012	- $\pm$ -	-	-	
LC0013	- $\pm$ -	-	-	
LC0014	$0.148 \pm 0.022$	103	0.14	
LC0015	- $\pm$ -	-	-	
LC0016	$0.124 \pm 0.006$	86.2	-0.69	
LC0017	$0.158 \pm 0.039$	110	0.49	
LC0018	$0.114 \pm 0.017$	79.2	-1.04	
LC0019	$0.155 \pm 0.0465$	108	0.39	
LC0020	- $\pm$ -	-	-	
LC0021	- $\pm$ -	-	-	
LC0022	- $\pm$ -	-	-	
LC0023	$0.16 \pm 0.022$	111	0.56	
LC0024	- $\pm$ -	-	-	
LC0025	$0.147 \pm 0.051$	102	0.11	

#### Characteristics of parameter

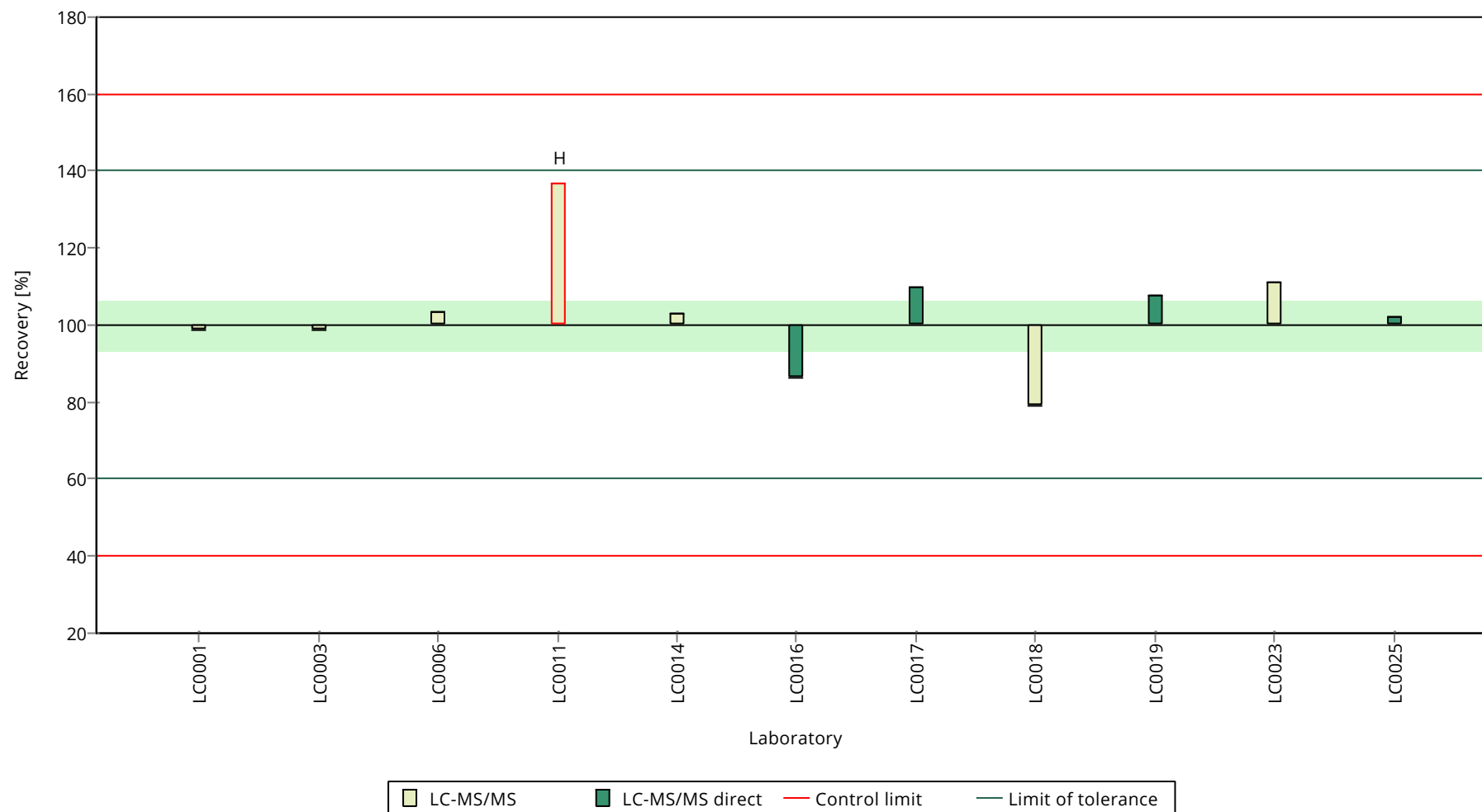
	all results	without outliers	Unit
Mean $\pm$ CI (99%)	$0.149 \pm 0.0192$	$0.144 \pm 0.0139$	$\mu\text{g/l}$
Minimum	0.114	0.114	$\mu\text{g/l}$
Maximum	0.197	0.16	$\mu\text{g/l}$
Standard deviation	0.0212	0.0146	$\mu\text{g/l}$
rel. standard deviation	14.3	10.2	%
n	11	10	-

Graphical presentation of results

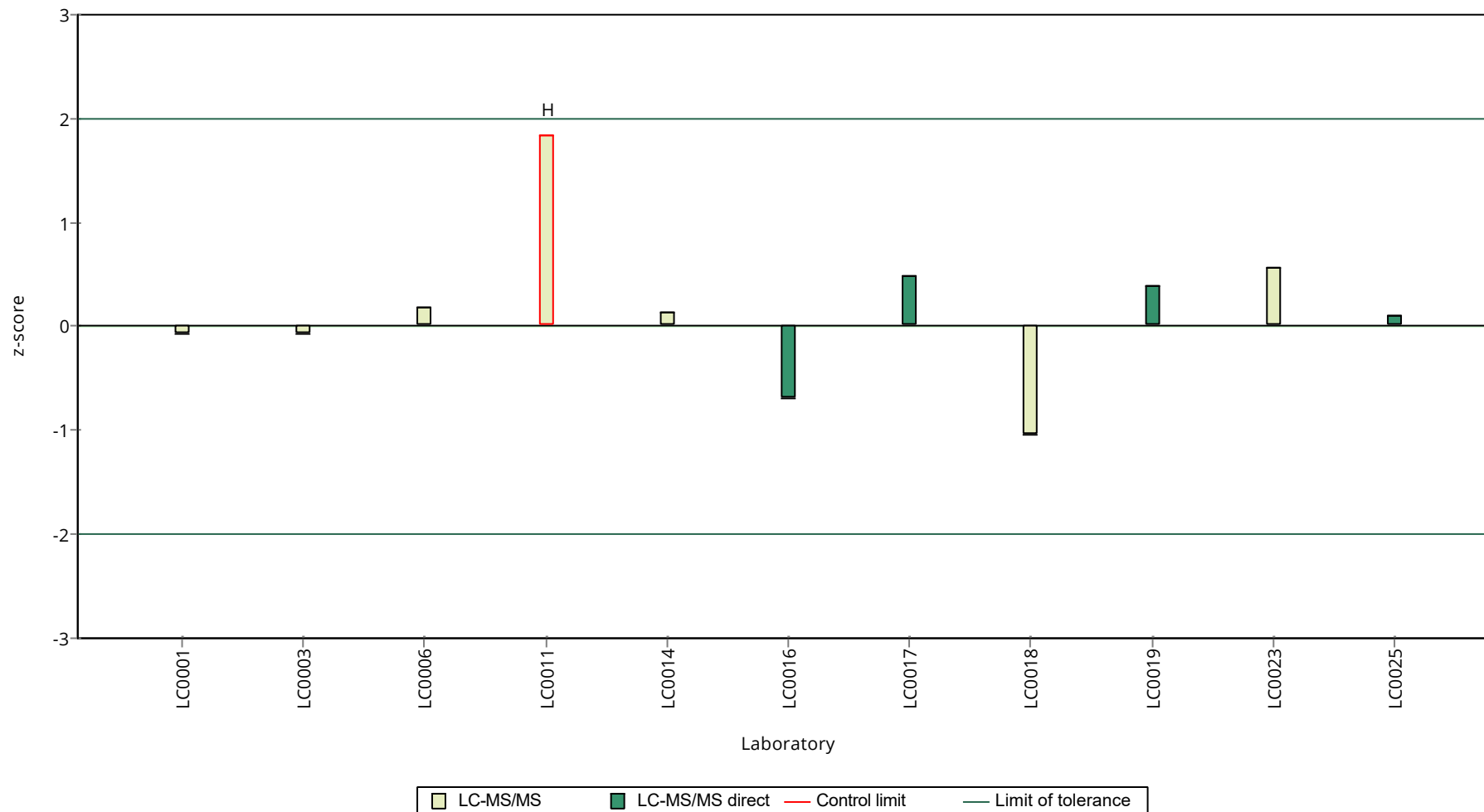
Results



**Recovery rate**



**z-score**



Parameter oriented report Herbicides/pesticides - H003

Sample: H003B, Parameter: Dimethachlor Metabolite - CGA 369873

## Parameter oriented report

### H003 B

#### Dimethachlor Metabolite - CGA 369873

Unit	µg/l
Assigned value ± U (k=2)	0.308 ± 0.0189
Criterion	0.0617 (20 %)
Minimum - Maximum	0.264 - 0.354
Control test value ± U (k=2)	0.304 ± 0.0608

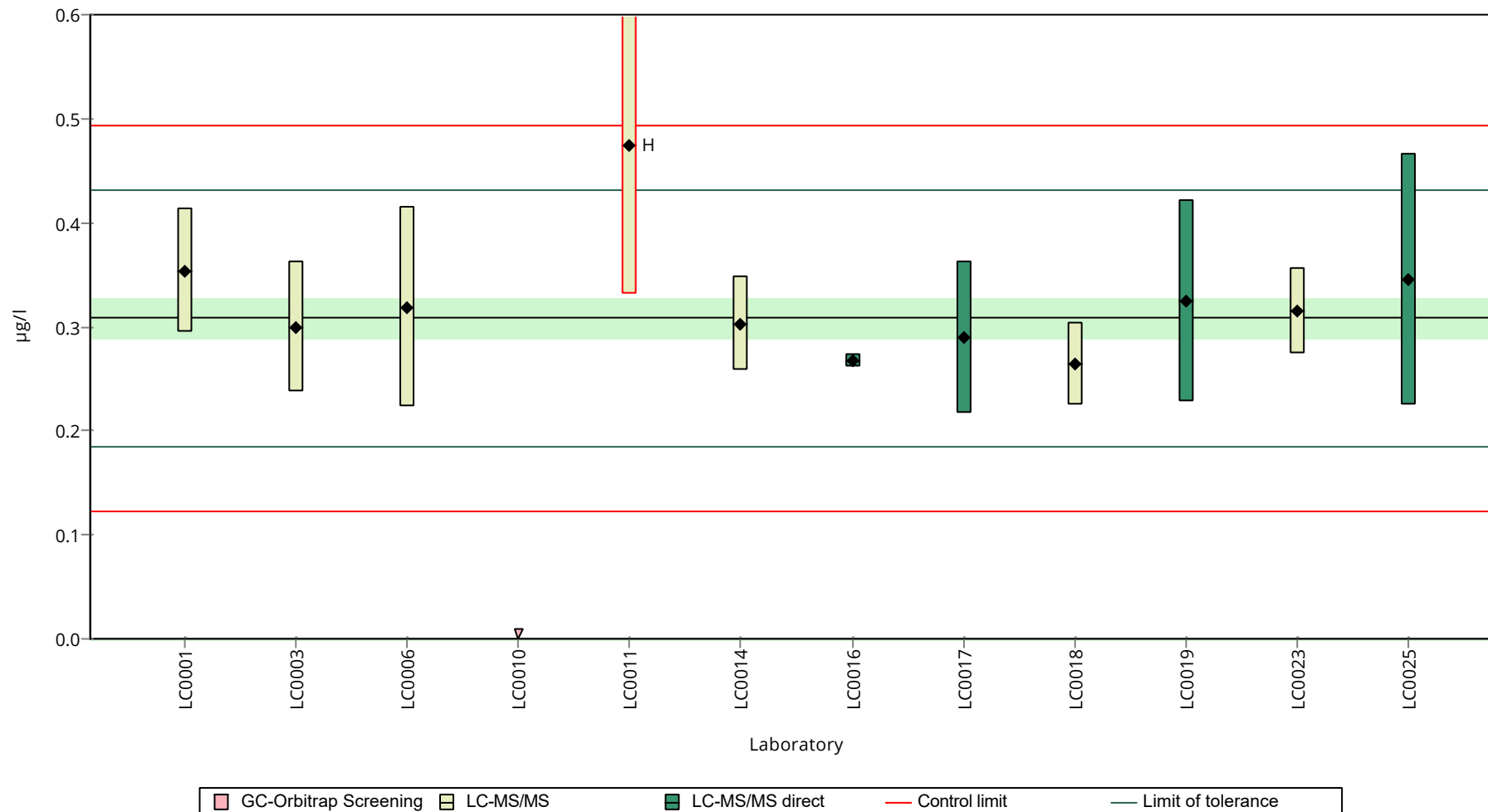
Labcode	Result ± U	Recovery [%]	z-Score	Comments
LC0001	0.354 ± 0.06	115	0.74	
LC0002	- ± -	-	-	
LC0003	0.3 ± 0.063	97.3	-0.13	
LC0004	- ± -	-	-	
LC0005	- ± -	-	-	
LC0006	0.319 ± 0.0957	103	0.17	
LC0007	- ± -	-	-	
LC0008	- ± -	-	-	
LC0009	- ± -	-	-	
LC0010	<0.01 (LOD) ± -	-	-	FN
LC0011	0.474 ± 0.1422	154	2.69	H
LC0012	- ± -	-	-	
LC0013	- ± -	-	-	
LC0014	0.303 ± 0.045	98.3	-0.09	
LC0015	- ± -	-	-	
LC0016	0.267 ± 0.006	86.6	-0.67	
LC0017	0.29 ± 0.073	94.1	-0.3	
LC0018	0.264 ± 0.04	85.6	-0.72	
LC0019	0.325 ± 0.0975	105	0.27	
LC0020	- ± -	-	-	
LC0021	- ± -	-	-	
LC0022	- ± -	-	-	
LC0023	0.315 ± 0.042	102	0.11	
LC0024	- ± -	-	-	
LC0025	0.346 ± 0.121	112	0.61	

#### Characteristics of parameter

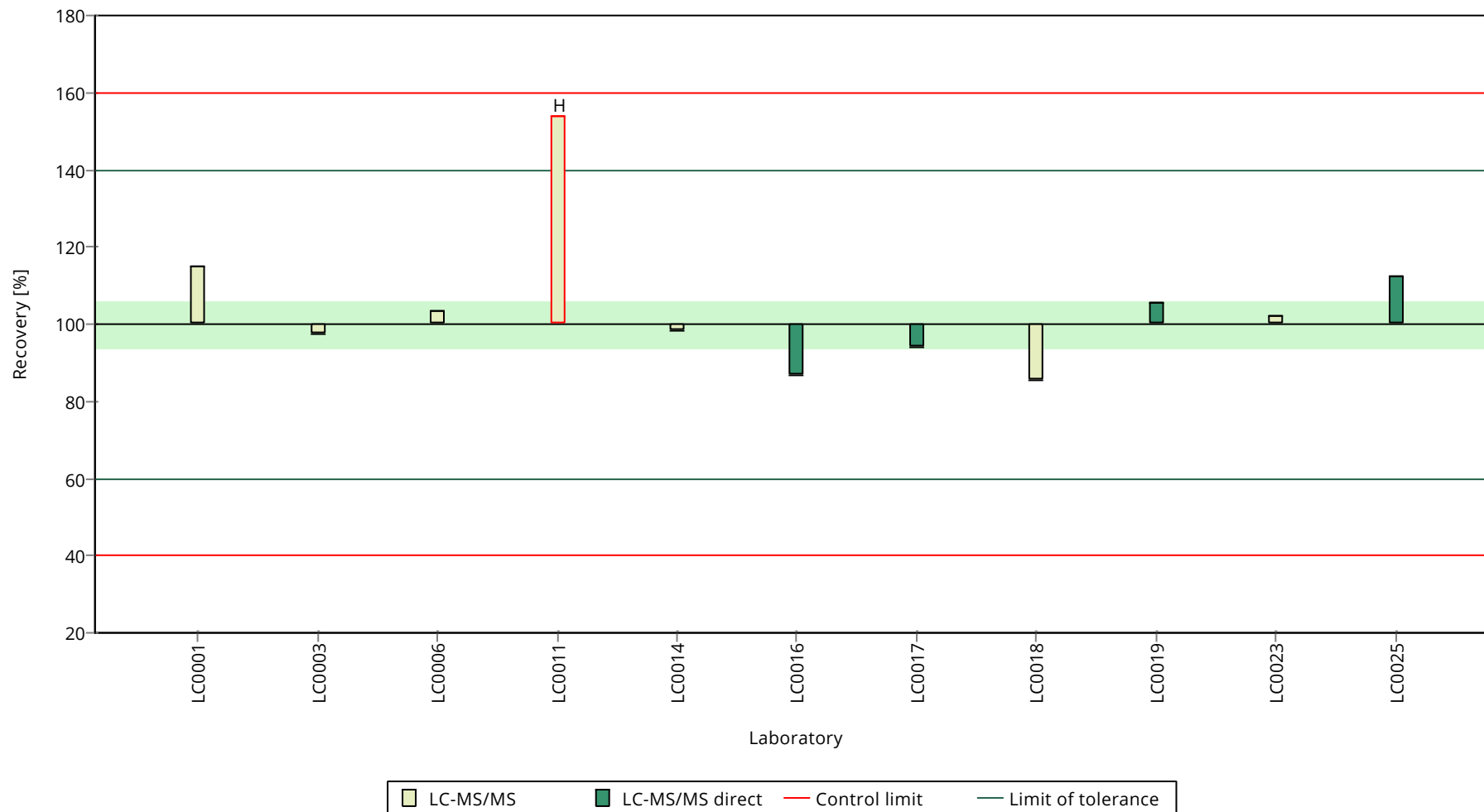
	all results	without outliers	Unit
Mean ± CI (99%)	0.323 ± 0.052	0.308 ± 0.0284	µg/l
Minimum	0.264	0.264	µg/l
Maximum	0.474	0.354	µg/l
Standard deviation	0.0575	0.0299	µg/l
rel. standard deviation	17.8	9.7	%
n	11	10	-

**Graphical presentation of results**

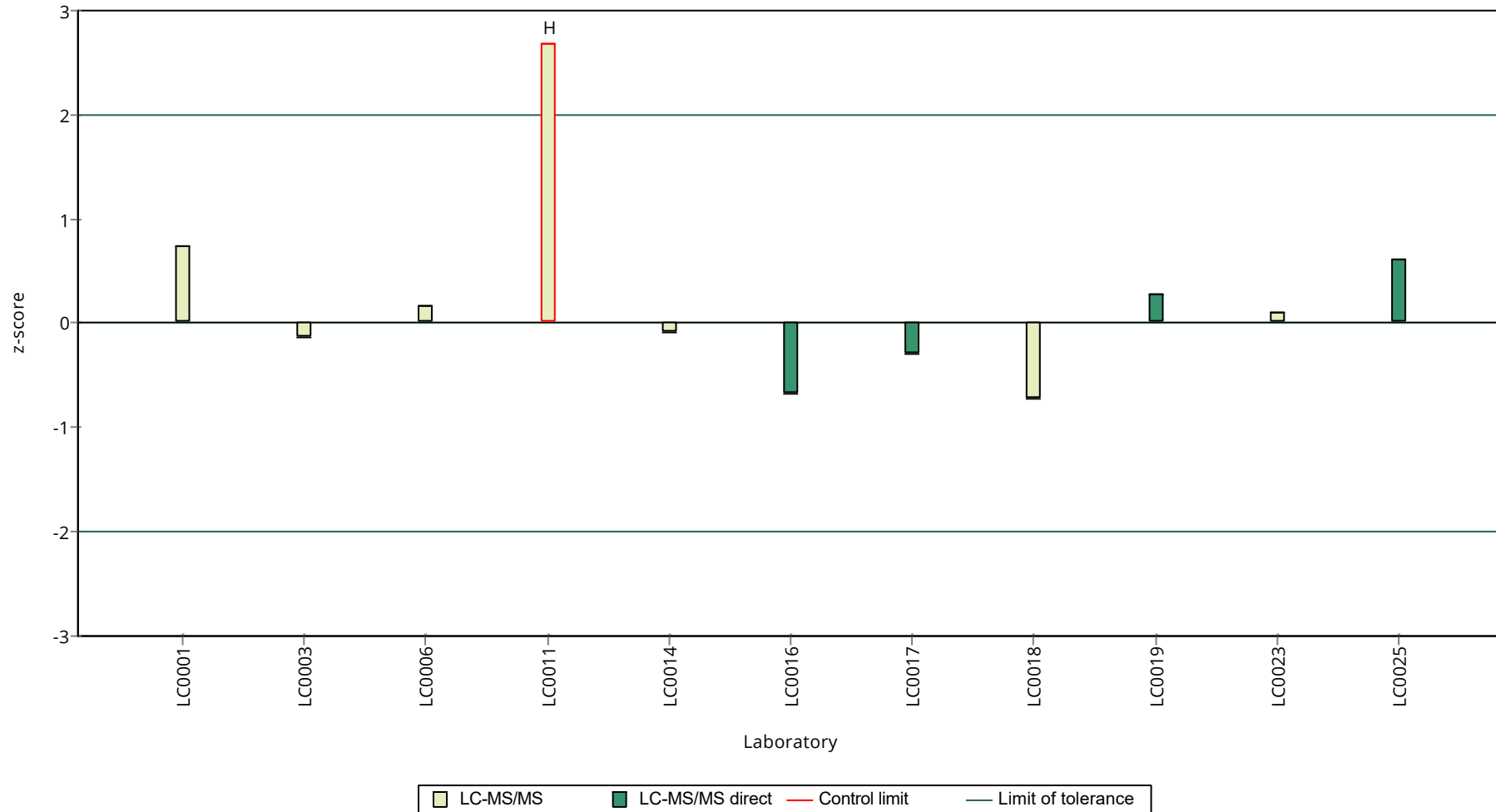
**Results**



**Recovery rate**



**z-score**



Parameter oriented report Herbicides/pesticides - H003

Sample: H003A, Parameter: Dimethachlor Metabolite - CGA 373464 (acetic acid methyl ester)

## Parameter oriented report

### H003 A

#### Dimethachlor Metabolite - CGA 373464 (acetic acid methyl ester) \*\*\*

Unit  $\mu\text{g/l}$   
Assigned value  $\pm U$  (k=2) -  
Criterion -  
Minimum - Maximum 0.2 - 0.2  
Control test value  $\pm U$  (k=2)  $0.176 \pm 0.0263$

\*\*\* For this substance there are too few laboratory results available ( $n < 2$ ), therefore the mean value  $MV \pm U$  (k=2) of the control laboratory is given for information: It can be used for comparison as part of your internal QA measures.

MV (CL)  $\pm U$  (k=2):  $0.176 \pm 0.0263 \mu\text{g/l}$

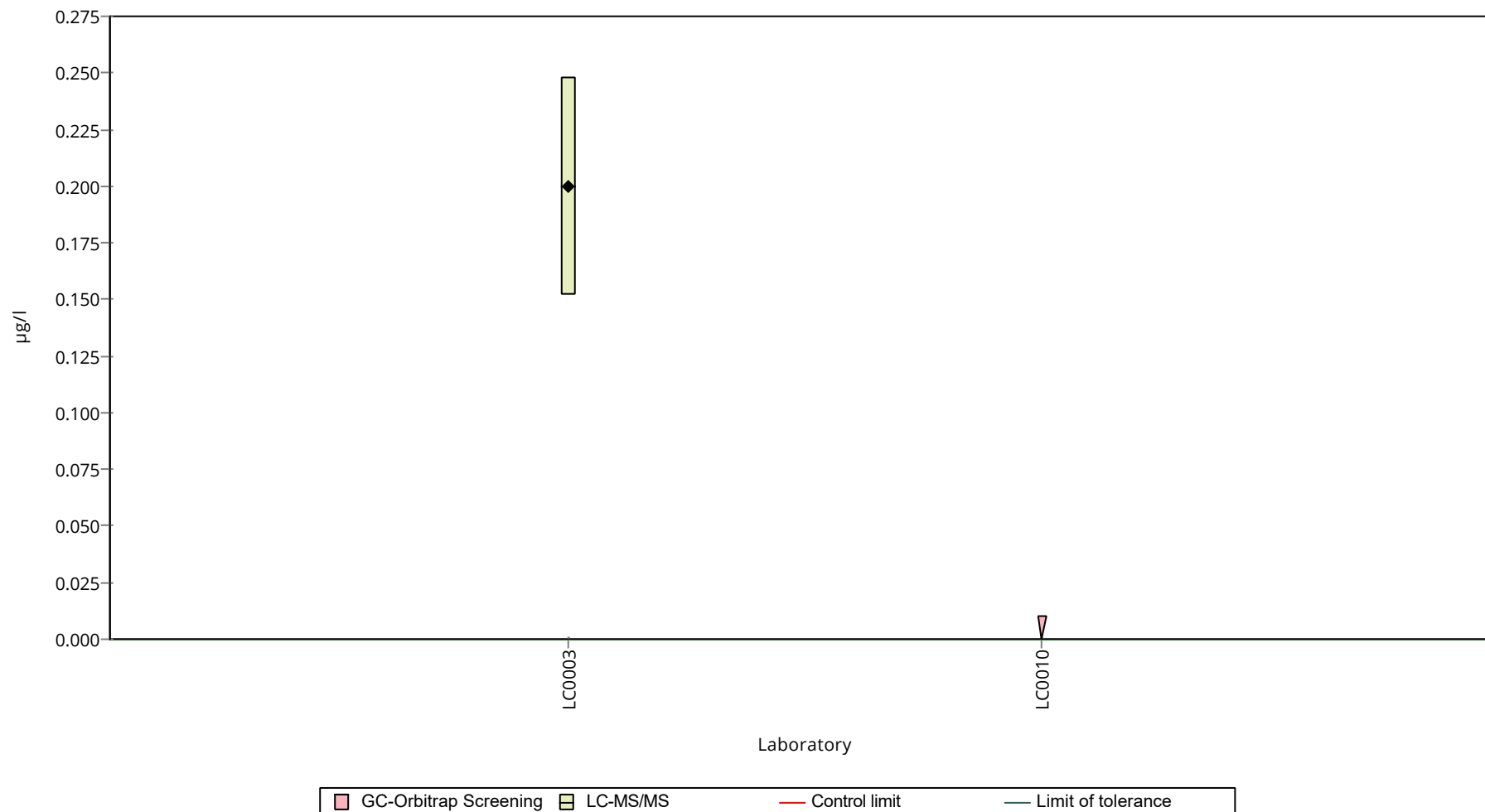
Labcode	Result $\pm U$	Recovery [%]	z-Score	Comments
LC0001	- $\pm$ -	-	-	
LC0002	- $\pm$ -	-	-	
LC0003	0.2 $\pm$ 0.0481	-	-	
LC0004	- $\pm$ -	-	-	
LC0005	- $\pm$ -	-	-	
LC0006	- $\pm$ -	-	-	
LC0007	- $\pm$ -	-	-	
LC0008	- $\pm$ -	-	-	
LC0009	- $\pm$ -	-	-	
LC0010	<0.01 (LOD) $\pm$ -	-	-	FN
LC0011	- $\pm$ -	-	-	
LC0012	- $\pm$ -	-	-	
LC0013	- $\pm$ -	-	-	
LC0014	- $\pm$ -	-	-	
LC0015	- $\pm$ -	-	-	
LC0016	- $\pm$ -	-	-	
LC0017	- $\pm$ -	-	-	
LC0018	- $\pm$ -	-	-	
LC0019	- $\pm$ -	-	-	
LC0020	- $\pm$ -	-	-	
LC0021	- $\pm$ -	-	-	
LC0022	- $\pm$ -	-	-	
LC0023	- $\pm$ -	-	-	
LC0024	- $\pm$ -	-	-	
LC0025	- $\pm$ -	-	-	

#### Characteristics of parameter

	all results	without outliers	Unit
Mean $\pm$ CI (99%)	-	-	$\mu\text{g/l}$
Minimum	0.2	0.2	$\mu\text{g/l}$
Maximum	0.2	0.2	$\mu\text{g/l}$
Standard deviation	-	-	$\mu\text{g/l}$
rel. standard deviation	-	-	%
n	1	1	-

**Graphical presentation of results**

**Results**



Parameter oriented report Herbicides/pesticides - H003

Sample: H003B, Parameter: Dimethachlor Metabolite - CGA 373464 (acetic acid methyl ester)

## Parameter oriented report

### H003 B

#### Dimethachlor Metabolite - CGA 373464 (acetic acid methyl ester) \*\*\*

Unit  $\mu\text{g/l}$   
Assigned value  $\pm U$  (k=2) -  
Criterion -  
Minimum - Maximum 0.183 - 0.183  
Control test value  $\pm U$  (k=2) 0.141  $\pm$  0.0212

\*\*\* For this substance there are too few laboratory results available ( $n < 2$ ), therefore the mean value MV  $\pm U$  (k=2) of the control laboratory is given for information: It can be used for comparison as part of your internal QA measures.

MV (CL)  $\pm U$  (k=2): 0.141  $\pm$  0.0212  $\mu\text{g/l}$

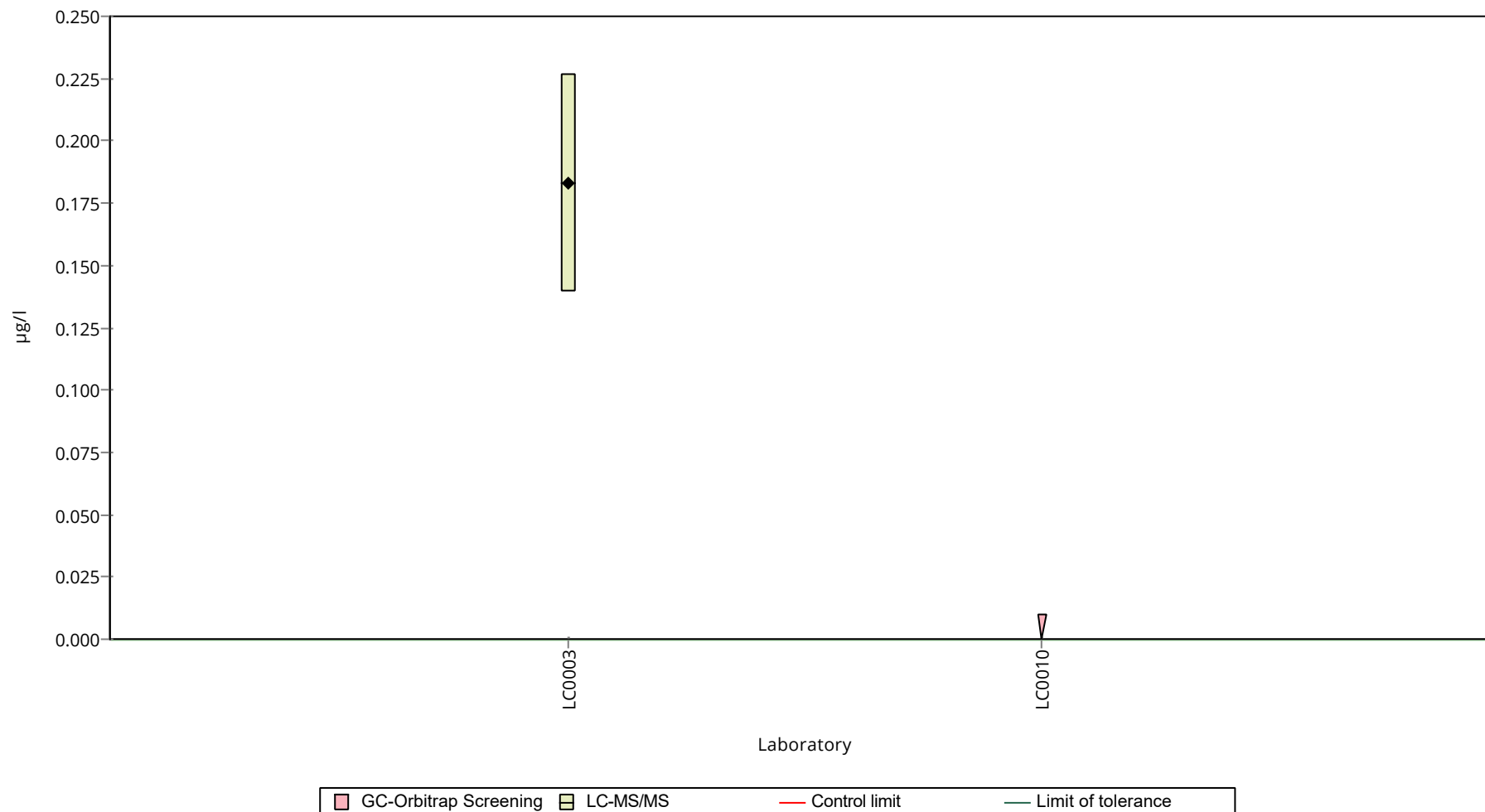
Labcode	Result $\pm U$	Recovery [%]	z-Score	Comments
LC0001	- $\pm$ -	-	-	
LC0002	- $\pm$ -	-	-	
LC0003	0.183 $\pm$ 0.044	-	-	
LC0004	- $\pm$ -	-	-	
LC0005	- $\pm$ -	-	-	
LC0006	- $\pm$ -	-	-	
LC0007	- $\pm$ -	-	-	
LC0008	- $\pm$ -	-	-	
LC0009	- $\pm$ -	-	-	
LC0010	<0.01 (LOD) $\pm$ -	-	-	FN
LC0011	- $\pm$ -	-	-	
LC0012	- $\pm$ -	-	-	
LC0013	- $\pm$ -	-	-	
LC0014	- $\pm$ -	-	-	
LC0015	- $\pm$ -	-	-	
LC0016	- $\pm$ -	-	-	
LC0017	- $\pm$ -	-	-	
LC0018	- $\pm$ -	-	-	
LC0019	- $\pm$ -	-	-	
LC0020	- $\pm$ -	-	-	
LC0021	- $\pm$ -	-	-	
LC0022	- $\pm$ -	-	-	
LC0023	- $\pm$ -	-	-	
LC0024	- $\pm$ -	-	-	
LC0025	- $\pm$ -	-	-	

#### Characteristics of parameter

	all results	without outliers	Unit
Mean $\pm$ CI (99%)	-	-	$\mu\text{g/l}$
Minimum	0.183	0.183	$\mu\text{g/l}$
Maximum	0.183	0.183	$\mu\text{g/l}$
Standard deviation	-	-	$\mu\text{g/l}$
rel. standard deviation	-	-	%
n	1	1	-

**Graphical presentation of results**

**Results**



Parameter oriented report Herbicides/pesticides - H003

Sample: H003A, Parameter: Dimethachlor Metabolite - CGA 373464 (free acid)

## Parameter oriented report

### H003 A

#### Dimethachlor Metabolite - CGA 373464 (free acid) \*

Unit  $\mu\text{g/l}$   
Assigned value  $\pm U$  (k=2) -  
Criterion -  
Minimum - Maximum 0.253 - 0.331  
Control test value  $\pm U$  (k=2)  $0.282 \pm 0.0563$

\* For this substance there are too few laboratory results available (n<6), therefore the calculated mean value  $MV \pm U(k=2)$  based on the data of the (accredited) laboratories (n) after outlier removal are given for information. It can be used for comparison as part of your internal QA measures.

$MV$  (n=4, accr.)  $\pm U(k=2)$ :  $0.289 \pm 0.0389 \mu\text{g/l}$

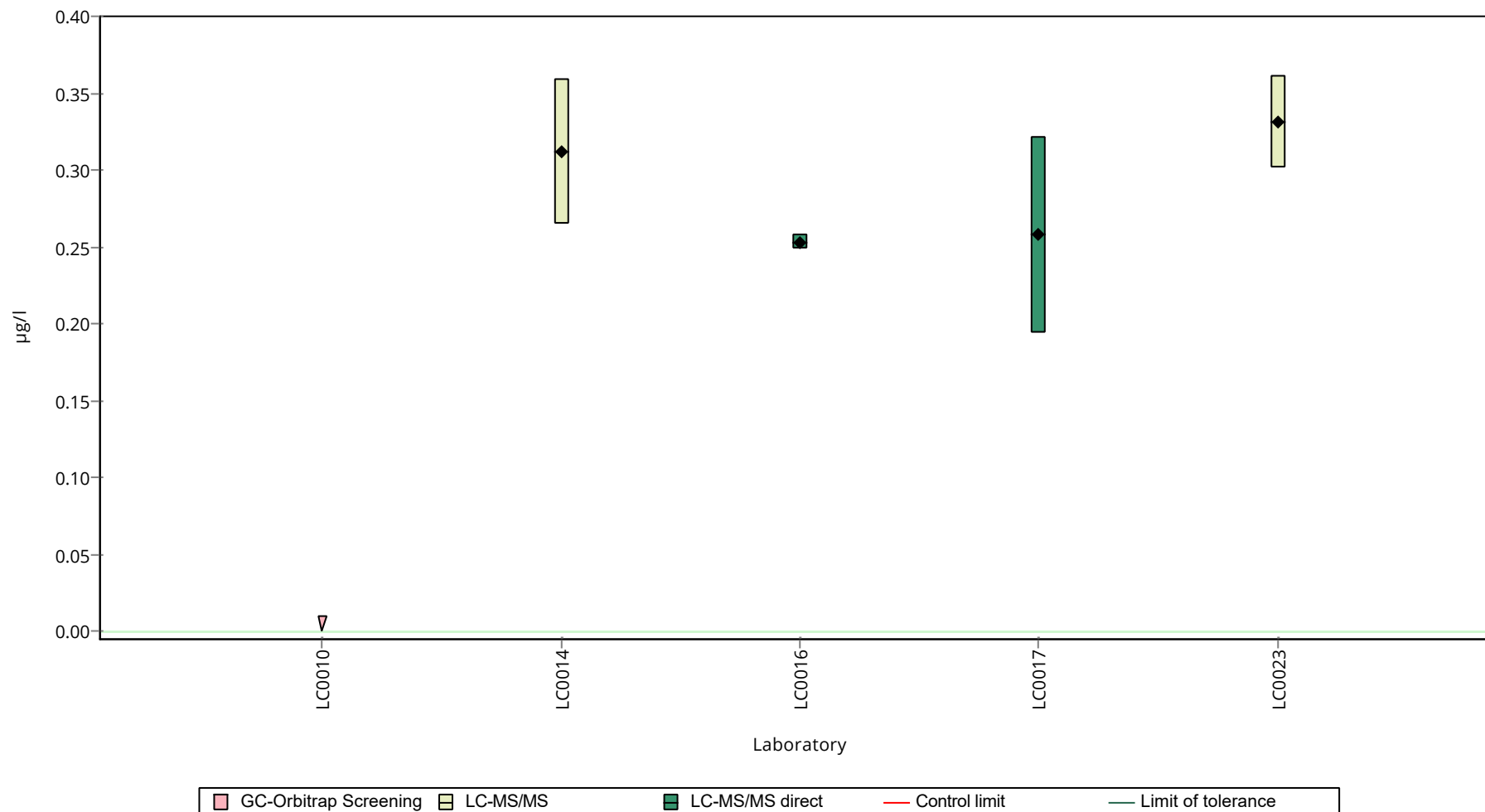
Labcode	Result $\pm U$	Recovery [%]	z-Score	Comments
LC0001	- $\pm$ -	-	-	
LC0002	- $\pm$ -	-	-	
LC0003	- $\pm$ -	-	-	
LC0004	- $\pm$ -	-	-	
LC0005	- $\pm$ -	-	-	
LC0006	- $\pm$ -	-	-	
LC0007	- $\pm$ -	-	-	
LC0008	- $\pm$ -	-	-	
LC0009	- $\pm$ -	-	-	
LC0010	<0.01 (LOD) $\pm$ -	-	-	FN
LC0011	- $\pm$ -	-	-	
LC0012	- $\pm$ -	-	-	
LC0013	- $\pm$ -	-	-	
LC0014	$0.312 \pm 0.047$	-	-	
LC0015	- $\pm$ -	-	-	
LC0016	$0.253 \pm 0.005$	-	-	
LC0017	$0.258 \pm 0.064$	-	-	
LC0018	- $\pm$ -	-	-	
LC0019	- $\pm$ -	-	-	
LC0020	- $\pm$ -	-	-	
LC0021	- $\pm$ -	-	-	
LC0022	- $\pm$ -	-	-	
LC0023	$0.331 \pm 0.03$	-	-	
LC0024	- $\pm$ -	-	-	
LC0025	- $\pm$ -	-	-	

#### Characteristics of parameter

	all results	without outliers	Unit
Mean $\pm$ CI (99%)	$0.288 \pm 0.0584$	-	$\mu\text{g/l}$
Minimum	0.253	0.253	$\mu\text{g/l}$
Maximum	0.331	0.331	$\mu\text{g/l}$
Standard deviation	0.0389	-	$\mu\text{g/l}$
rel. standard deviation	13.5	-	%
n	4	4	-

**Graphical presentation of results**

**Results**



Parameter oriented report Herbicides/pesticides - H003

Sample: H003B, Parameter: Dimethachlor Metabolite - CGA 373464 (free acid)

## Parameter oriented report

### H003 B

#### Dimethachlor Metabolite - CGA 373464 (free acid) \*

Unit  $\mu\text{g/l}$   
Assigned value  $\pm U$  (k=2) -  
Criterion -  
Minimum - Maximum 0.133 - 0.293  
Control test value  $\pm U$  (k=2)  $0.177 \pm 0.0355$

\* For this substance there are too few laboratory results available (n<6), therefore the calculated mean value  $MV \pm U(k=2)$  based on the data of the (accredited) laboratories (n) after outlier removal are given for information. It can be used for comparison as part of your internal QA measures.

$MV$  (n=4, accr.)  $\pm U(k=2)$ :  $0.195 \pm 0.069 \mu\text{g/l}$

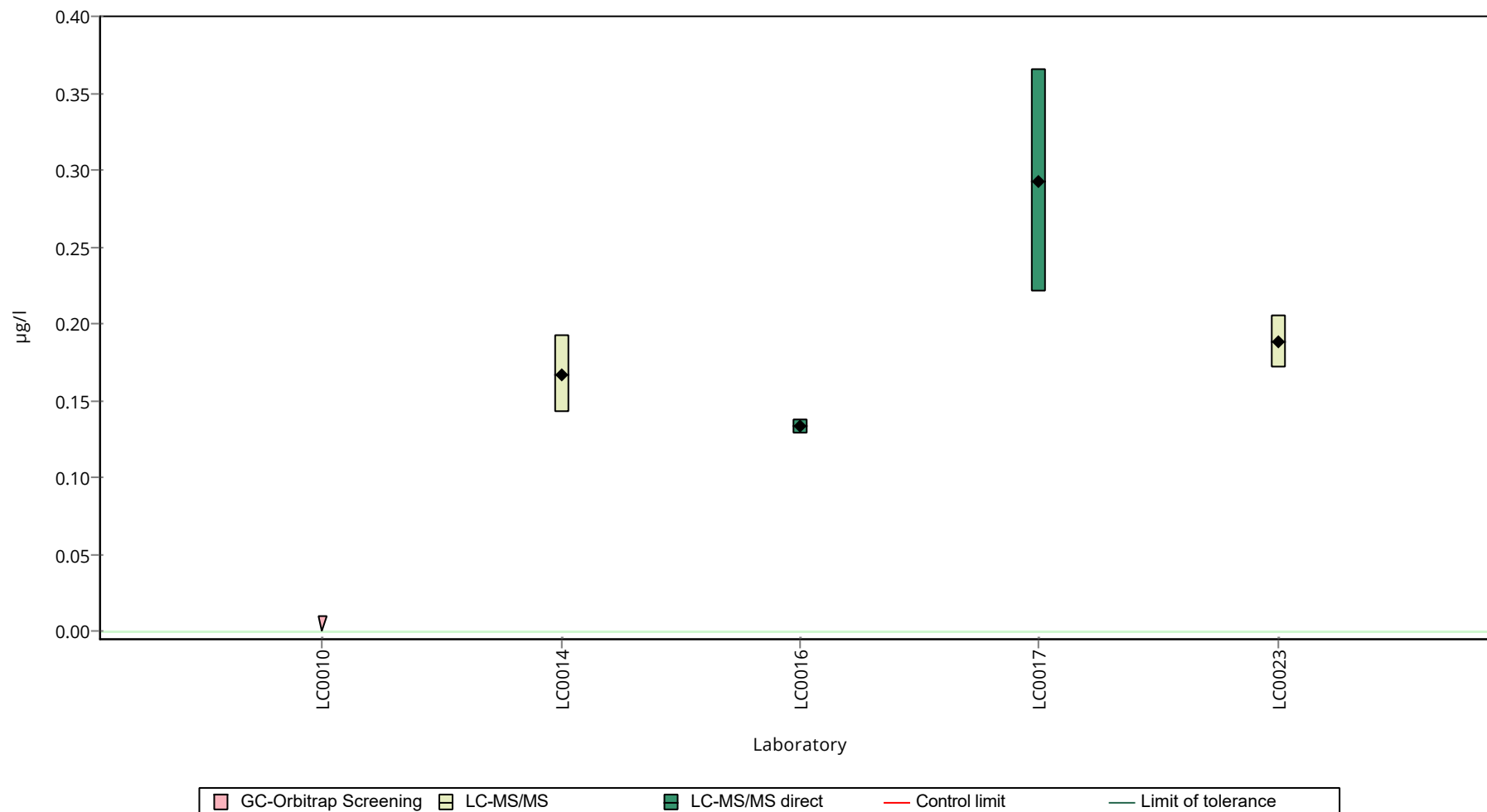
Labcode	Result $\pm U$	Recovery [%]	z-Score	Comments
LC0001	- $\pm$ -	-	-	
LC0002	- $\pm$ -	-	-	
LC0003	- $\pm$ -	-	-	
LC0004	- $\pm$ -	-	-	
LC0005	- $\pm$ -	-	-	
LC0006	- $\pm$ -	-	-	
LC0007	- $\pm$ -	-	-	
LC0008	- $\pm$ -	-	-	
LC0009	- $\pm$ -	-	-	
LC0010	<0.01 (LOD) $\pm$ -	-	-	FN
LC0011	- $\pm$ -	-	-	
LC0012	- $\pm$ -	-	-	
LC0013	- $\pm$ -	-	-	
LC0014	$0.167 \pm 0.025$	-	-	
LC0015	- $\pm$ -	-	-	
LC0016	$0.133 \pm 0.005$	-	-	
LC0017	$0.293 \pm 0.073$	-	-	
LC0018	- $\pm$ -	-	-	
LC0019	- $\pm$ -	-	-	
LC0020	- $\pm$ -	-	-	
LC0021	- $\pm$ -	-	-	
LC0022	- $\pm$ -	-	-	
LC0023	$0.188 \pm 0.017$	-	-	
LC0024	- $\pm$ -	-	-	
LC0025	- $\pm$ -	-	-	

#### Characteristics of parameter

	all results	without outliers	Unit
Mean $\pm$ CI (99%)	$0.195 \pm 0.103$	-	$\mu\text{g/l}$
Minimum	0.133	0.133	$\mu\text{g/l}$
Maximum	0.293	0.293	$\mu\text{g/l}$
Standard deviation	0.069	-	$\mu\text{g/l}$
rel. standard deviation	35.3	-	%
n	4	4	-

**Graphical presentation of results**

**Results**



Parameter oriented report Herbicides/pesticides - H003

Sample: H003A, Parameter: Dimethachlor oxalamic acid (CGA 50266, Dimethachlor-OA)

## Parameter oriented report

### H003 A

#### Dimethachlor oxalamic acid (CGA 50266, Dimethachlor-OA)

Unit	µg/l
Assigned value ± U (k=2)	0.43 ± 0.0555
Criterion	0.099 (23 %)
Minimum - Maximum	0.208 - 0.543
Control test value ± U (k=2)	0.344 ± 0.0516

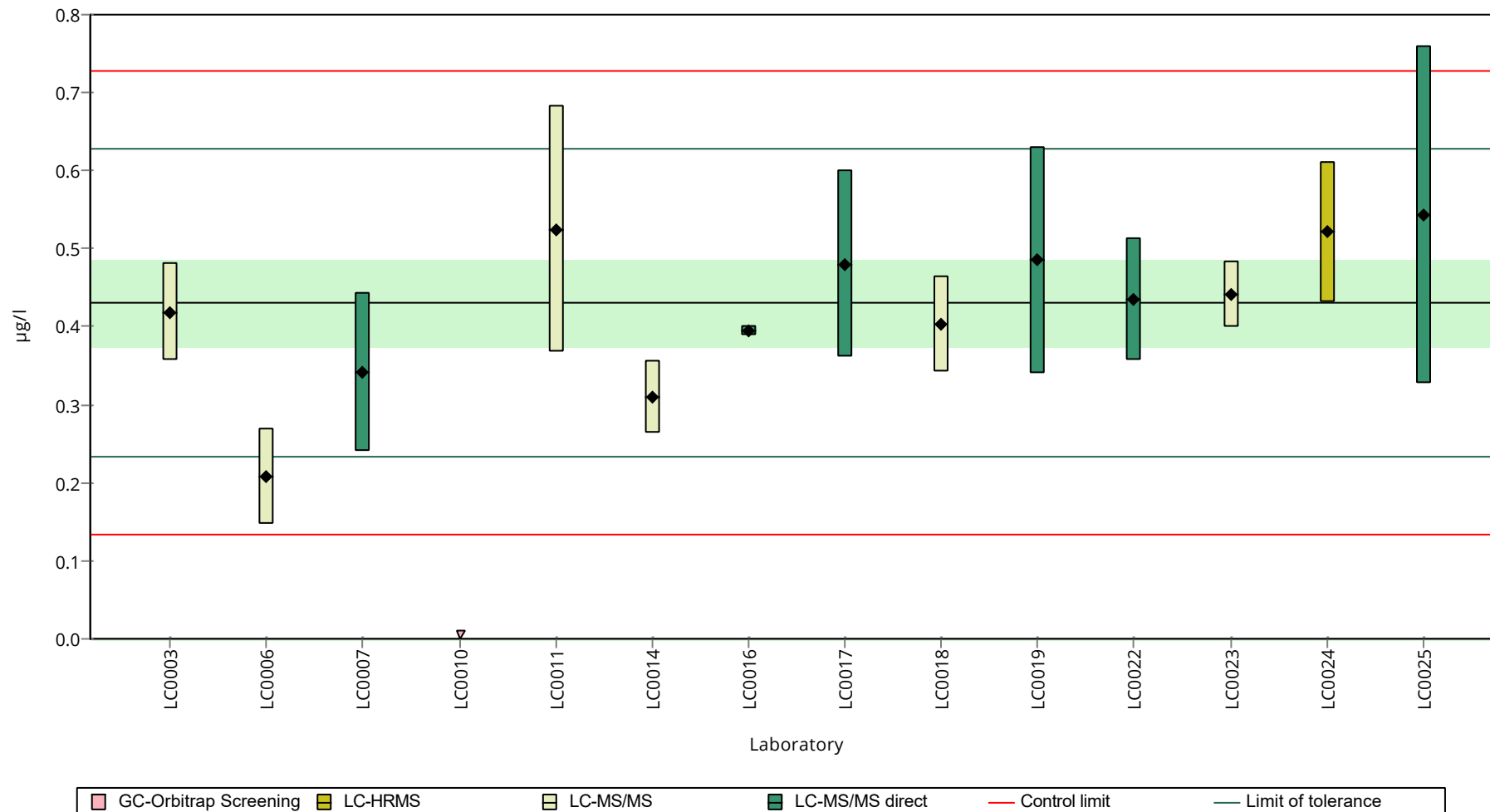
Labcode	Result ± U	Recovery [%]	z-Score	Comments
LC0001	- ± -	-	-	
LC0002	- ± -	-	-	
LC0003	0.419 ± 0.0628	97.3	-0.12	
LC0004	- ± -	-	-	
LC0005	- ± -	-	-	
LC0006	0.208 ± 0.0624	48.3	-2.25	
LC0007	0.341 ± 0.102	79.2	-0.9	
LC0008	- ± -	-	-	
LC0009	- ± -	-	-	
LC0010	<0.01 (LOD) ± -	-	-	FN
LC0011	0.525 ± 0.1575	122	0.96	
LC0012	- ± -	-	-	
LC0013	- ± -	-	-	
LC0014	0.31 ± 0.046	72	-1.22	
LC0015	- ± -	-	-	
LC0016	0.395 ± 0.007	91.8	-0.36	
LC0017	0.48 ± 0.12	112	0.5	
LC0018	0.403 ± 0.061	93.6	-0.28	
LC0019	0.485 ± 0.1455	113	0.55	
LC0020	- ± -	-	-	
LC0021	- ± -	-	-	
LC0022	0.435 ± 0.078	101	0.05	
LC0023	0.441 ± 0.042	102	0.11	
LC0024	0.5213 ± 0.09035	121	0.92	
LC0025	0.543 ± 0.217	126	1.14	

#### Characteristics of parameter

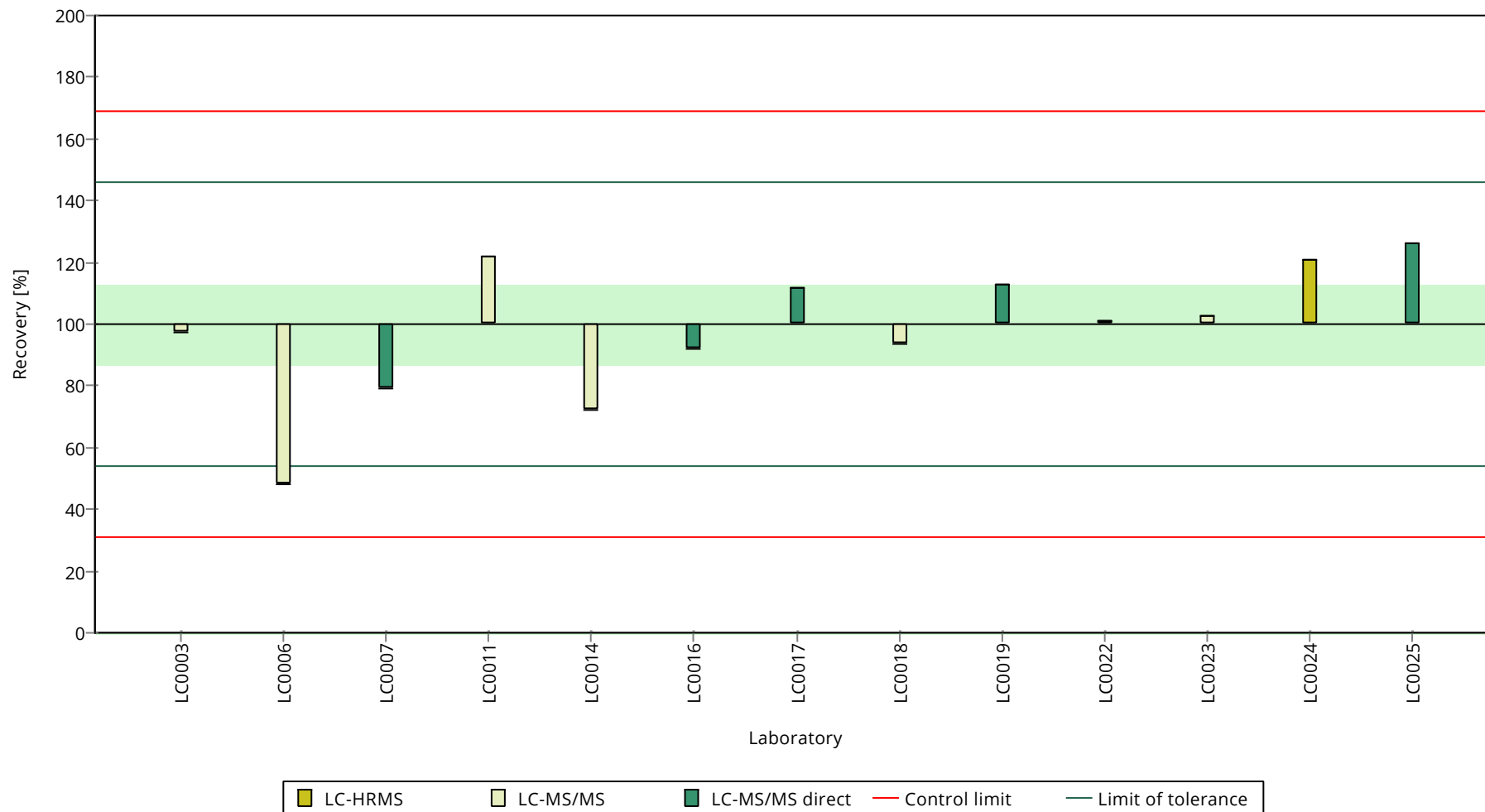
	all results	without outliers	Unit
Mean ± CI (99%)	0.424 ± 0.0793	0.424 ± 0.0793	µg/l
Minimum	0.208	0.208	µg/l
Maximum	0.543	0.543	µg/l
Standard deviation	0.0953	0.0953	µg/l
rel. standard deviation	22.5	22.5	%
n	13	13	-

Graphical presentation of results

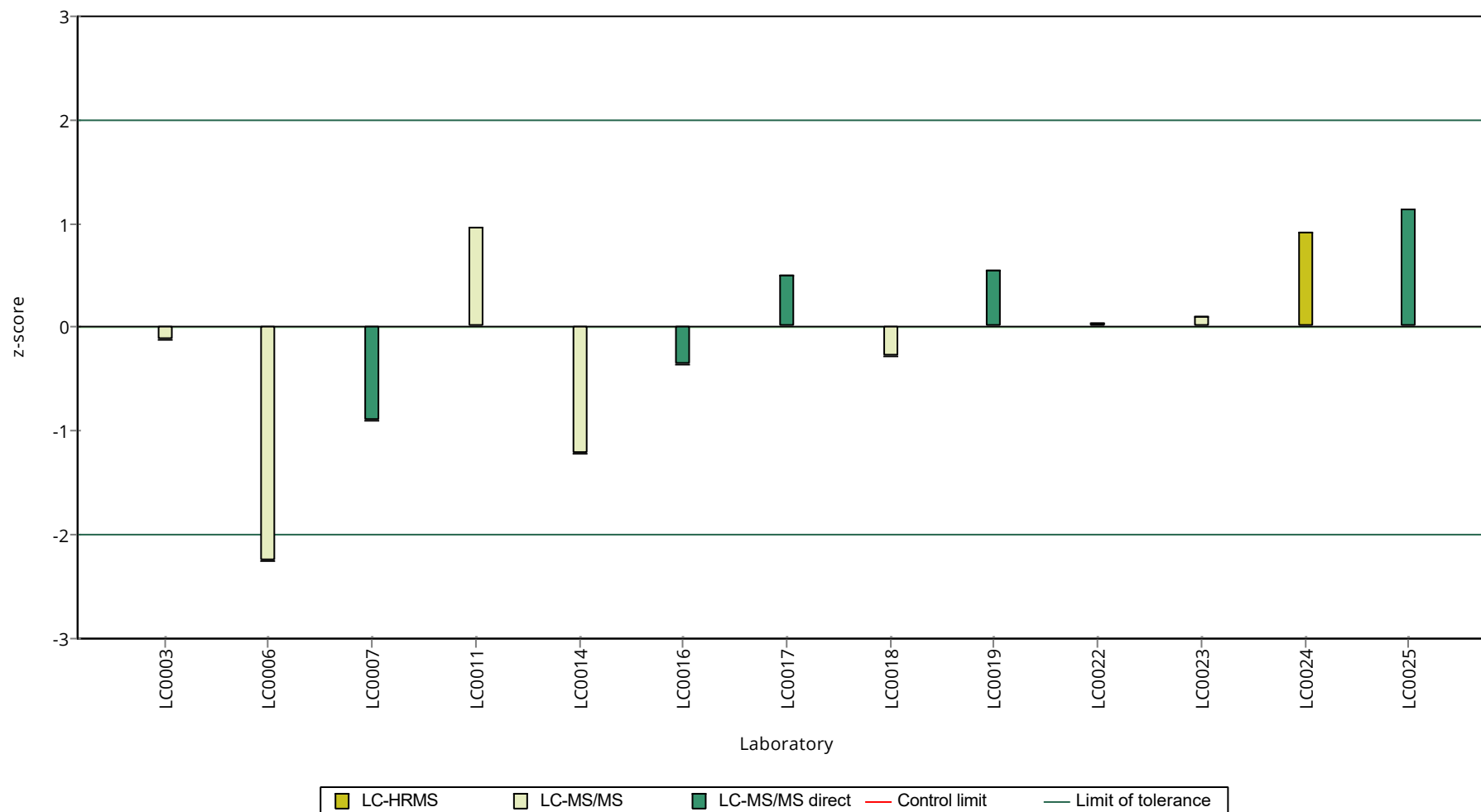
Results



**Recovery rate**



**z-score**



Parameter oriented report Herbicides/pesticides - H003

Sample: H003B, Parameter: Dimethachlor oxalamic acid (CGA 50266, Dimethachlor-OA)

## Parameter oriented report

### H003 B

#### Dimethachlor oxalamic acid (CGA 50266, Dimethachlor-OA)

Unit	µg/l
Assigned value ± U (k=2)	0.449 ± 0.0607
Criterion	0.108 (24 %)
Minimum - Maximum	0.245 - 0.666
Control test value ± U (k=2)	0.368 ± 0.0552

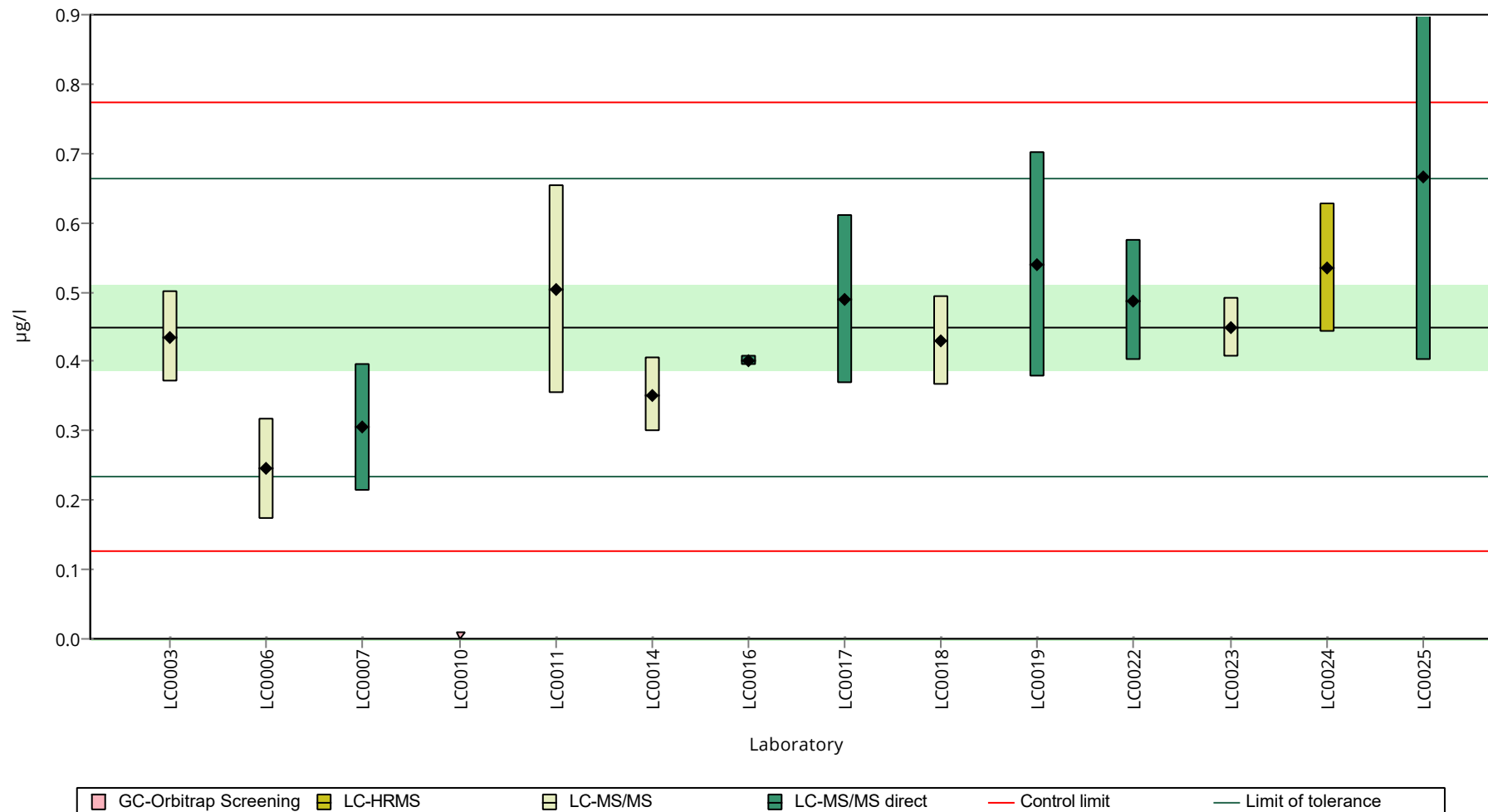
Labcode	Result ± U	Recovery [%]	z-Score	Comments
LC0001	- ± -	-	-	
LC0002	- ± -	-	-	
LC0003	0.435 ± 0.0653	96.8	-0.13	
LC0004	- ± -	-	-	
LC0005	- ± -	-	-	
LC0006	0.245 ± 0.0735	54.5	-1.89	
LC0007	0.305 ± 0.092	67.9	-1.34	
LC0008	- ± -	-	-	
LC0009	- ± -	-	-	
LC0010	<0.01 (LOD) ± -	-	-	FN
LC0011	0.504 ± 0.1512	112	0.51	
LC0012	- ± -	-	-	
LC0013	- ± -	-	-	
LC0014	0.352 ± 0.053	78.4	-0.9	
LC0015	- ± -	-	-	
LC0016	0.402 ± 0.007	89.5	-0.44	
LC0017	0.49 ± 0.122	109	0.38	
LC0018	0.429 ± 0.064	95.5	-0.19	
LC0019	0.54 ± 0.162	120	0.84	
LC0020	- ± -	-	-	
LC0021	- ± -	-	-	
LC0022	0.488 ± 0.088	109	0.36	
LC0023	0.449 ± 0.043	100	0.00	
LC0024	0.5348 ± 0.09269	119	0.79	
LC0025	0.666 ± 0.266	148	2.01	

#### Characteristics of parameter

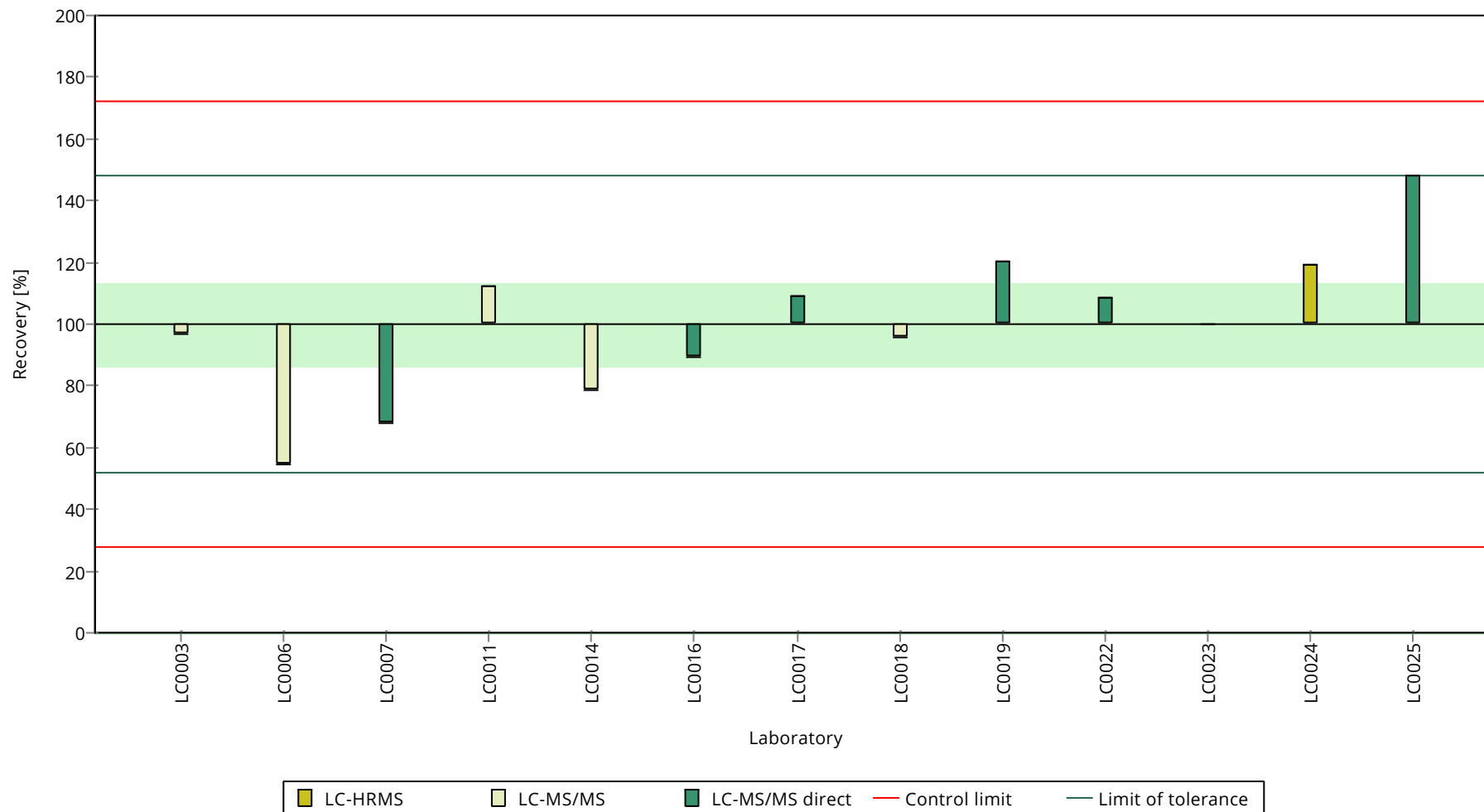
	all results	without outliers	Unit
Mean ± CI (99%)	0.449 ± 0.091	0.449 ± 0.091	µg/l
Minimum	0.245	0.245	µg/l
Maximum	0.666	0.666	µg/l
Standard deviation	0.109	0.109	µg/l
rel. standard deviation	24.3	24.3	%
n	13	13	-

Graphical presentation of results

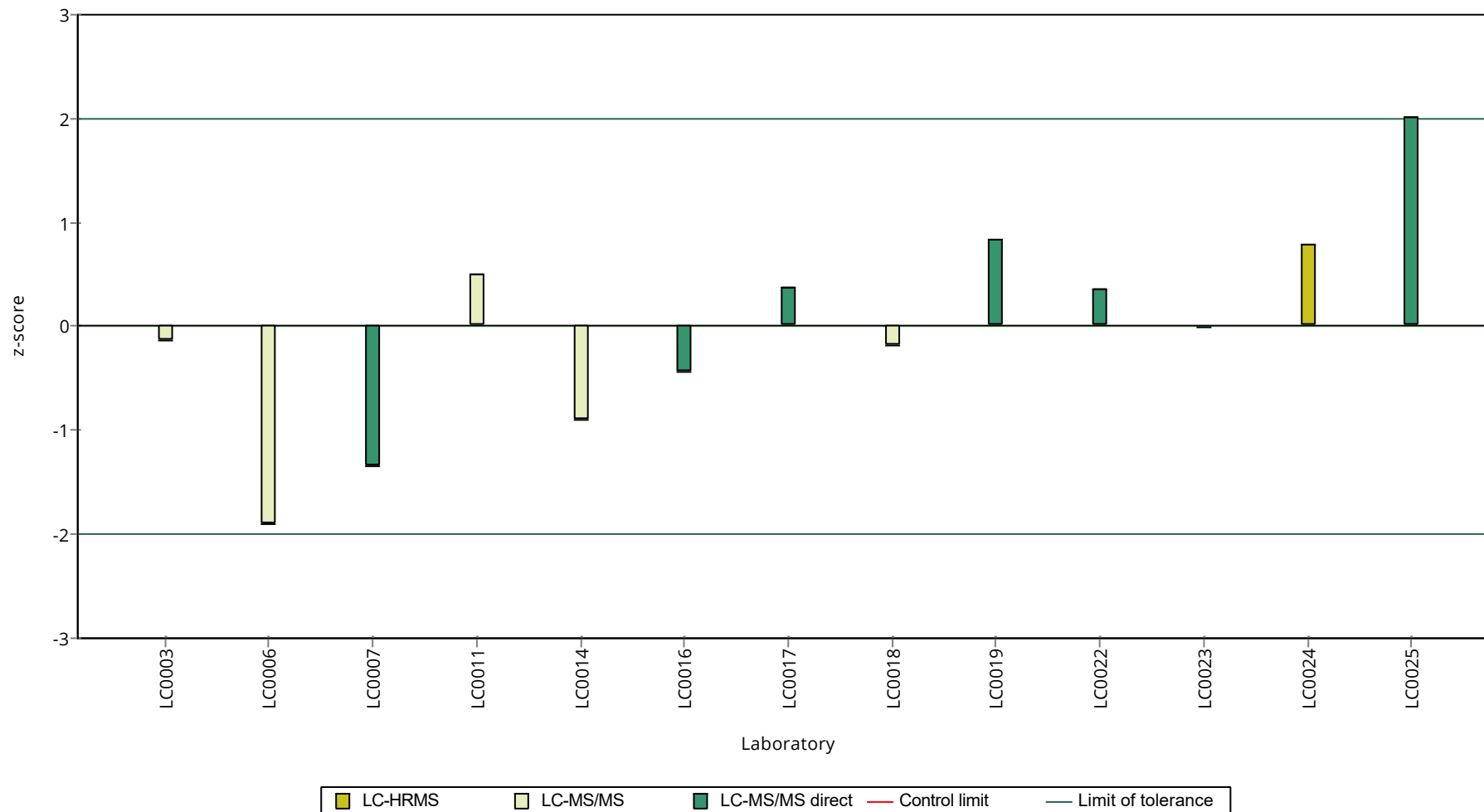
Results



**Recovery rate**



**z-score**



Parameter oriented report Herbicides/pesticides - H003

Sample: H003A, Parameter: Glufosinate

## Parameter oriented report

### H003 A

#### Glufosinate \*

Unit  $\mu\text{g/l}$   
Assigned value  $\pm U$  (k=2) -  
Criterion -  
Minimum - Maximum 0.193 - 0.22  
Control test value  $\pm U$  (k=2)  $0.166 \pm 0.0498$

\* For this substance there are too few laboratory results available (n<6), therefore the calculated mean value  $MV \pm U(k=2)$  based on the data of the (accredited) laboratories (n) after outlier removal are given for information. It can be used for comparison as part of your internal QA measures.

MV (n=3, accr.)  $\pm U(k=2)$ :  $0.203 \pm 0.0168 \mu\text{g/l}$

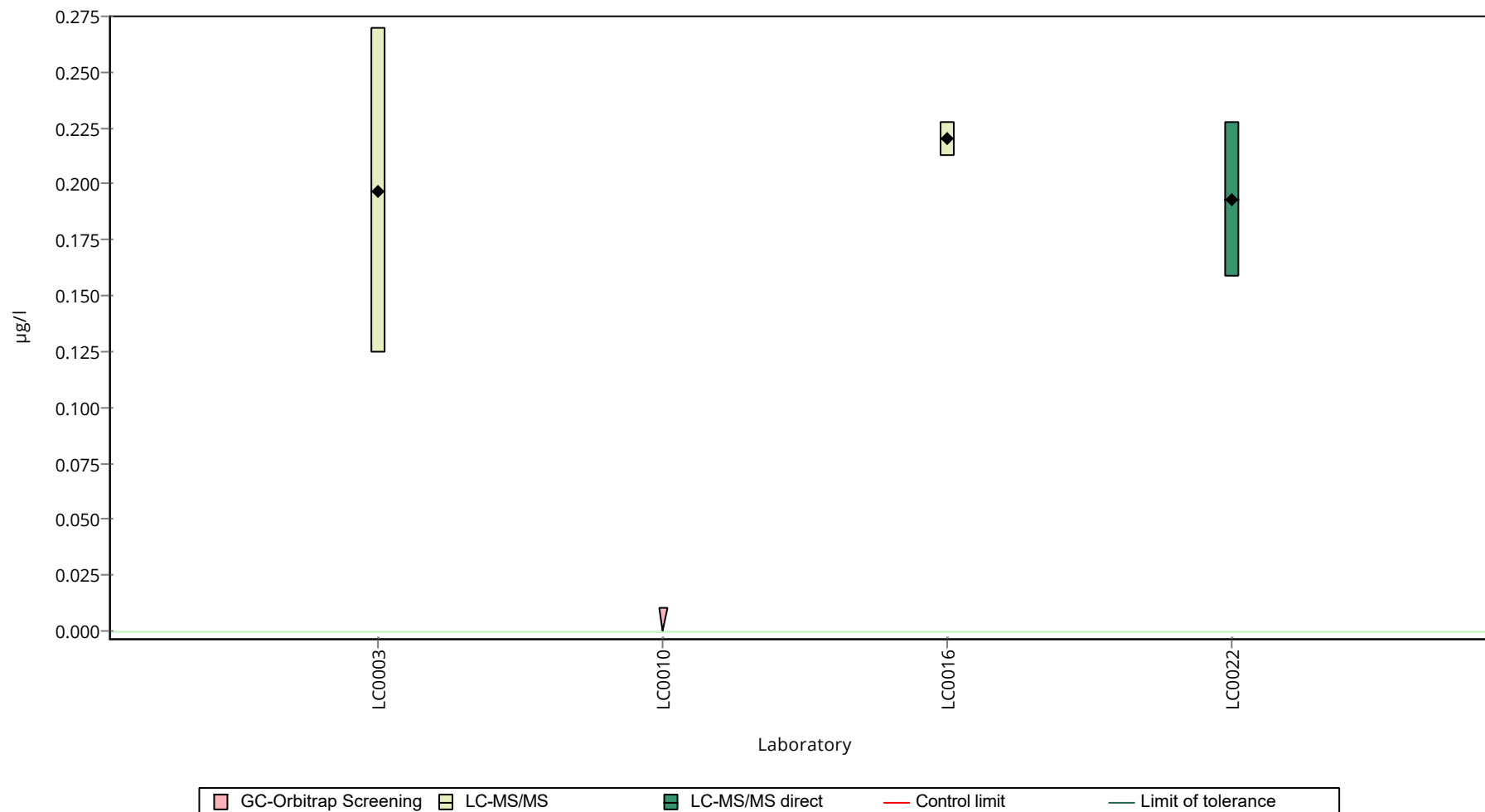
Labcode	Result $\pm U$	Recovery [%]	z-Score	Comments
LC0001	- $\pm$ -	-	-	
LC0002	- $\pm$ -	-	-	
LC0003	0.197 $\pm$ 0.0731	-	-	
LC0004	- $\pm$ -	-	-	
LC0005	- $\pm$ -	-	-	
LC0006	- $\pm$ -	-	-	
LC0007	- $\pm$ -	-	-	
LC0008	- $\pm$ -	-	-	
LC0009	- $\pm$ -	-	-	
LC0010	<0.01 (LOD) $\pm$ -	-	-	FN
LC0011	- $\pm$ -	-	-	
LC0012	- $\pm$ -	-	-	
LC0013	- $\pm$ -	-	-	
LC0014	- $\pm$ -	-	-	
LC0015	- $\pm$ -	-	-	
LC0016	0.22 $\pm$ 0.008	-	-	
LC0017	- $\pm$ -	-	-	
LC0018	- $\pm$ -	-	-	
LC0019	- $\pm$ -	-	-	
LC0020	- $\pm$ -	-	-	
LC0021	- $\pm$ -	-	-	
LC0022	0.193 $\pm$ 0.035	-	-	
LC0023	- $\pm$ -	-	-	
LC0024	- $\pm$ -	-	-	
LC0025	- $\pm$ -	-	-	

#### Characteristics of parameter

	all results	without outliers	Unit
Mean $\pm$ CI (99%)	0.203 $\pm$ 0.0252	-	$\mu\text{g/l}$
Minimum	0.193	0.193	$\mu\text{g/l}$
Maximum	0.22	0.22	$\mu\text{g/l}$
Standard deviation	0.0146	-	$\mu\text{g/l}$
rel. standard deviation	7.17	-	%
n	3	3	-

**Graphical presentation of results**

**Results**



Parameter oriented report Herbicides/pesticides - H003

Sample: H003B, Parameter: Glufosinate

## Parameter oriented report

### H003 B

#### Glufosinate \*

Unit  $\mu\text{g/l}$   
Assigned value  $\pm U$  (k=2) -  
Criterion -  
Minimum - Maximum 0.544 - 0.83  
Control test value  $\pm U$  (k=2)  $0.480 \pm 0.144$

\* For this substance there are too few laboratory results available (n<6), therefore the calculated mean value  $MV \pm U(k=2)$  based on the data of the (accredited) laboratories (n) after outlier removal are given for information. It can be used for comparison as part of your internal QA measures.

$MV$  (n=2, accr.)  $\pm U(k=2)$ :  $0.687 \pm 0.286 \mu\text{g/l}$

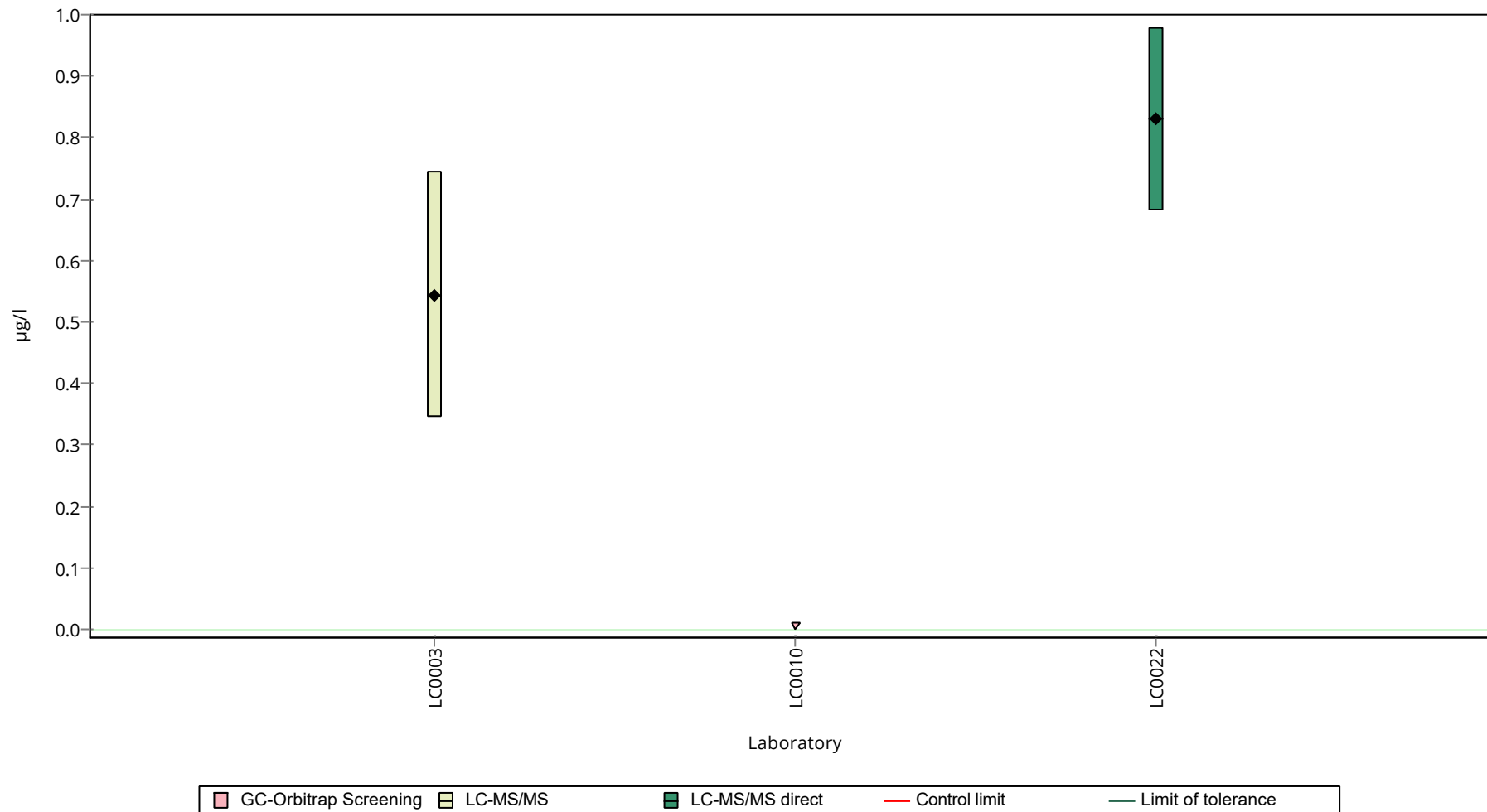
Labcode	Result $\pm U$	Recovery [%]	z-Score	Comments
LC0001	- $\pm$ -	-	-	
LC0002	- $\pm$ -	-	-	
LC0003	0.544 $\pm$ 0.201	-	-	
LC0004	- $\pm$ -	-	-	
LC0005	- $\pm$ -	-	-	
LC0006	- $\pm$ -	-	-	
LC0007	- $\pm$ -	-	-	
LC0008	- $\pm$ -	-	-	
LC0009	- $\pm$ -	-	-	
LC0010	<0.01 (LOD) $\pm$ -	-	-	FN
LC0011	- $\pm$ -	-	-	
LC0012	- $\pm$ -	-	-	
LC0013	- $\pm$ -	-	-	
LC0014	- $\pm$ -	-	-	
LC0015	- $\pm$ -	-	-	
LC0016	- $\pm$ -	-	-	
LC0017	- $\pm$ -	-	-	
LC0018	- $\pm$ -	-	-	
LC0019	- $\pm$ -	-	-	
LC0020	- $\pm$ -	-	-	
LC0021	- $\pm$ -	-	-	
LC0022	0.83 $\pm$ 0.149	-	-	
LC0023	- $\pm$ -	-	-	
LC0024	- $\pm$ -	-	-	
LC0025	- $\pm$ -	-	-	

#### Characteristics of parameter

	all results	without outliers	Unit
Mean $\pm$ CI (99%)	0.687 $\pm$ 0.429	-	$\mu\text{g/l}$
Minimum	0.544	0.544	$\mu\text{g/l}$
Maximum	0.83	0.83	$\mu\text{g/l}$
Standard deviation	0.202	-	$\mu\text{g/l}$
rel. standard deviation	29.4	-	%
n	2	2	-

**Graphical presentation of results**

**Results**



Parameter oriented report Herbicides/pesticides - H003

Sample: H003A, Parameter: Glufosinate metabolite MPPA

## Parameter oriented report

### H003 A

#### Glufosinate metabolite MPPA <sup>\*\*</sup> <sup>\*\*\*</sup>

Unit  $\mu\text{g/l}$   
Assigned value  $\pm U$  (k=2) -  
Criterion -  
Minimum - Maximum -  
Control test value  $\pm U$  (k=2)  $0.354 \pm 0.124$

\*\* There is no accreditation for this parameter.

\*\*\* For this substance there are too few laboratory results available ( $n < 2$ ), therefore the mean value MV  $\pm U$  (k=2) of the control laboratory is given for information: It can be used for comparison as part of your internal QA measures.

MV (CL)  $\pm U$  (k=2):  $0.354 \pm 0.124 \mu\text{g/l}$

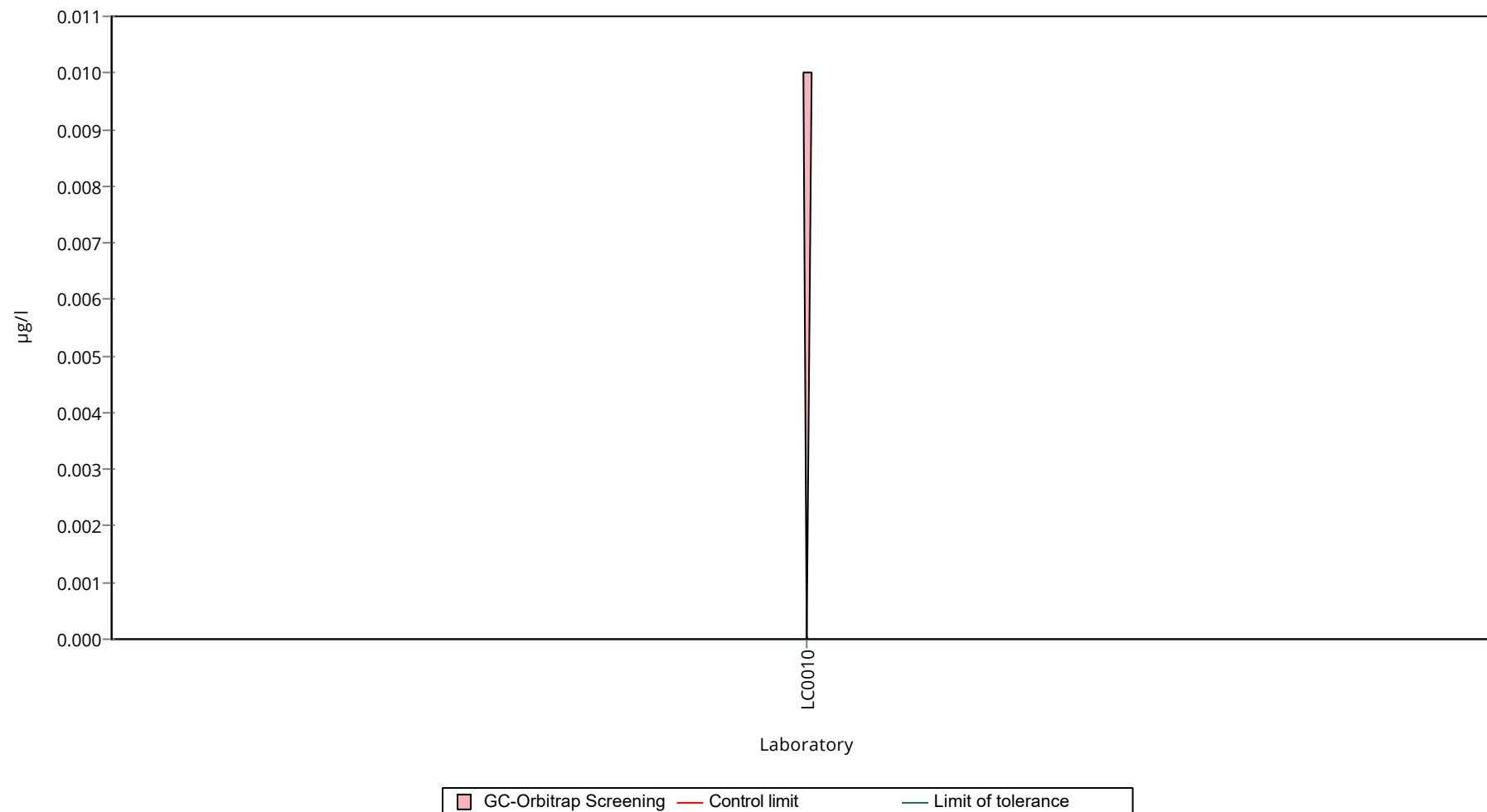
Labcode	Result $\pm U$	Recovery [%]	z-Score	Comments
LC0001	- $\pm$ -	-	-	
LC0002	- $\pm$ -	-	-	
LC0003	- $\pm$ -	-	-	
LC0004	- $\pm$ -	-	-	
LC0005	- $\pm$ -	-	-	
LC0006	- $\pm$ -	-	-	
LC0007	- $\pm$ -	-	-	
LC0008	- $\pm$ -	-	-	
LC0009	- $\pm$ -	-	-	
LC0010	<0.01 (LOD) $\pm$ -	-	-	
LC0011	- $\pm$ -	-	-	
LC0012	- $\pm$ -	-	-	
LC0013	- $\pm$ -	-	-	
LC0014	- $\pm$ -	-	-	
LC0015	- $\pm$ -	-	-	
LC0016	- $\pm$ -	-	-	
LC0017	- $\pm$ -	-	-	
LC0018	- $\pm$ -	-	-	
LC0019	- $\pm$ -	-	-	
LC0020	- $\pm$ -	-	-	
LC0021	- $\pm$ -	-	-	
LC0022	- $\pm$ -	-	-	
LC0023	- $\pm$ -	-	-	
LC0024	- $\pm$ -	-	-	
LC0025	- $\pm$ -	-	-	

#### Characteristics of parameter

	all results	without outliers	Unit
Mean $\pm$ CI (99%)	-	-	$\mu\text{g/l}$
Minimum	-	-	$\mu\text{g/l}$
Maximum	-	-	$\mu\text{g/l}$
Standard deviation	-	-	$\mu\text{g/l}$
rel. standard deviation	-	-	%
n	0	0	-

### Graphical presentation of results

#### Results



Parameter oriented report Herbicides/pesticides - H003

Sample: H003B, Parameter: Glufosinate metabolite MPPA

## Parameter oriented report

### H003 B

#### Glufosinate metabolite MPPA \*\*

Unit  $\mu\text{g/l}$   
Assigned value  $\pm U$  (k=2) -  
Criterion -  
Minimum - Maximum -  
Control test value  $\pm U$  (k=2)  $0.688 \pm 0.241$

\*\* There is no accreditation for this parameter.

\*\*\* For this substance there are too few laboratory results available ( $n < 2$ ), therefore the mean value MV  $\pm U$  (k=2) of the control laboratory is given for information: It can be used for comparison as part of your internal QA measures.

MV (CL)  $\pm U$  (k=2):  $0.688 \pm 0.241 \mu\text{g/l}$

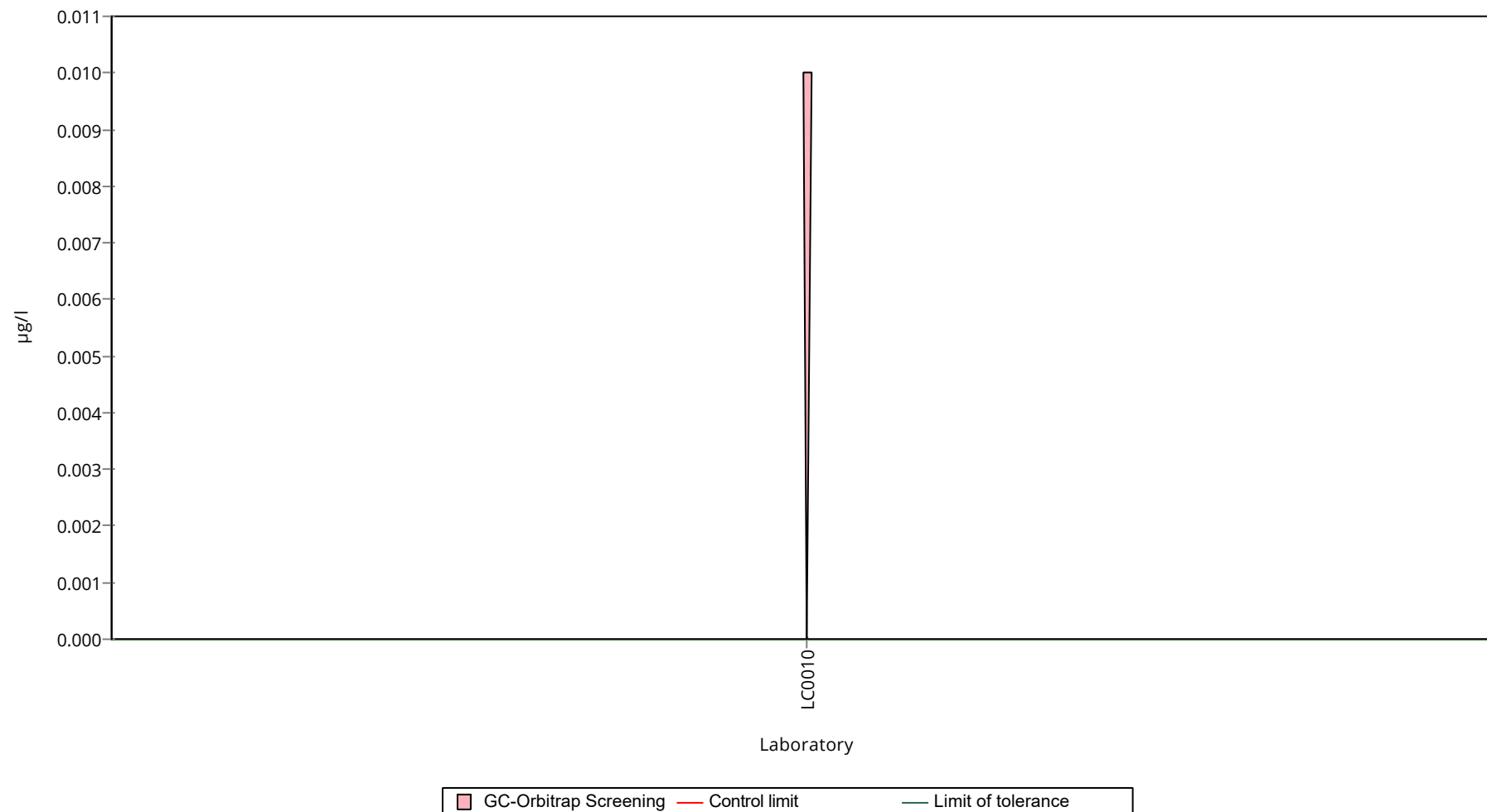
Labcode	Result $\pm U$	Recovery [%]	z-Score	Comments
LC0001	- $\pm$ -	-	-	
LC0002	- $\pm$ -	-	-	
LC0003	- $\pm$ -	-	-	
LC0004	- $\pm$ -	-	-	
LC0005	- $\pm$ -	-	-	
LC0006	- $\pm$ -	-	-	
LC0007	- $\pm$ -	-	-	
LC0008	- $\pm$ -	-	-	
LC0009	- $\pm$ -	-	-	
LC0010	<0.01 (LOD) $\pm$ -	-	-	
LC0011	- $\pm$ -	-	-	
LC0012	- $\pm$ -	-	-	
LC0013	- $\pm$ -	-	-	
LC0014	- $\pm$ -	-	-	
LC0015	- $\pm$ -	-	-	
LC0016	- $\pm$ -	-	-	
LC0017	- $\pm$ -	-	-	
LC0018	- $\pm$ -	-	-	
LC0019	- $\pm$ -	-	-	
LC0020	- $\pm$ -	-	-	
LC0021	- $\pm$ -	-	-	
LC0022	- $\pm$ -	-	-	
LC0023	- $\pm$ -	-	-	
LC0024	- $\pm$ -	-	-	
LC0025	- $\pm$ -	-	-	

#### Characteristics of parameter

	all results	without outliers	Unit
Mean $\pm$ CI (99%)	-	-	$\mu\text{g/l}$
Minimum	-	-	$\mu\text{g/l}$
Maximum	-	-	$\mu\text{g/l}$
Standard deviation	-	-	$\mu\text{g/l}$
rel. standard deviation	-	-	%
n	0	0	-

### Graphical presentation of results

#### Results



Parameter oriented report Herbicides/pesticides - H003

Sample: H003A, Parameter: Glyphosate

## Parameter oriented report

### H003 A

#### Glyphosate

Unit	µg/l
Assigned value ± U (k=2)	0.411 ± 0.0171
Criterion	0.0821 (20 %)
Minimum - Maximum	0.356 - 0.45
Control test value ± U (k=2)	0.431 ± 0.0861

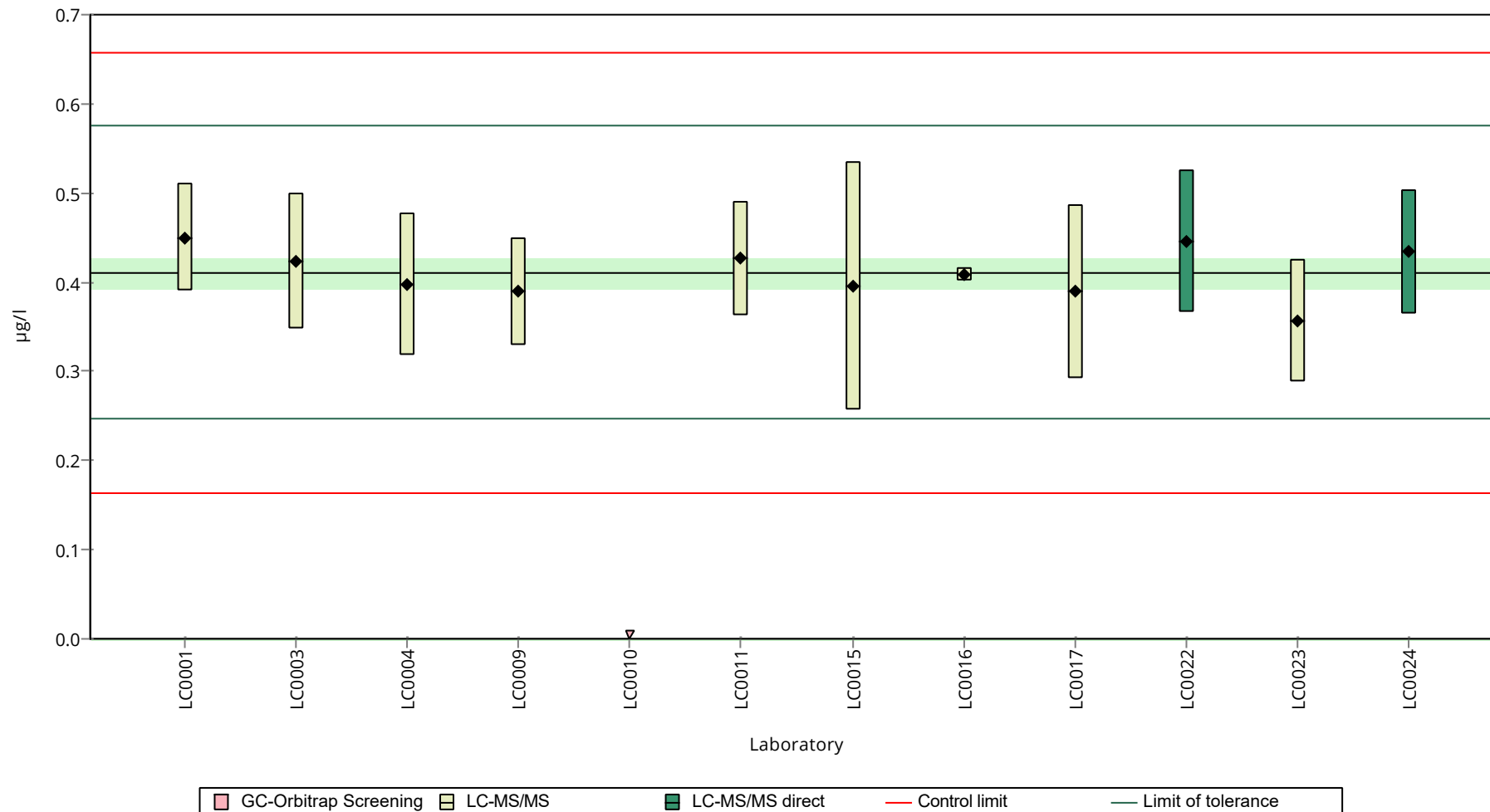
Labcode	Result ± U	Recovery [%]	z-Score	Comments
LC0001	0.45 ± 0.06	110	0.48	
LC0002	- ± -	-	-	
LC0003	0.423 ± 0.0762	103	0.15	
LC0004	0.398 ± 0.08	97	-0.15	
LC0005	- ± -	-	-	
LC0006	- ± -	-	-	
LC0007	- ± -	-	-	
LC0008	- ± -	-	-	
LC0009	0.389 ± 0.0603	94.8	-0.26	
LC0010	<0.01 (LOD) ± -	-	-	FN
LC0011	0.427 ± 0.0641	104	0.2	
LC0012	- ± -	-	-	
LC0013	- ± -	-	-	
LC0014	- ± -	-	-	
LC0015	0.396 ± 0.139	96.5	-0.18	
LC0016	0.408 ± 0.007	99.4	-0.03	
LC0017	0.389 ± 0.097	94.8	-0.26	
LC0018	- ± -	-	-	
LC0019	- ± -	-	-	
LC0020	- ± -	-	-	
LC0021	- ± -	-	-	
LC0022	0.446 ± 0.08	109	0.43	
LC0023	0.356 ± 0.069	86.7	-0.66	
LC0024	0.4337 ± 0.06939	106	0.28	
LC0025	- ± -	-	-	

#### Characteristics of parameter

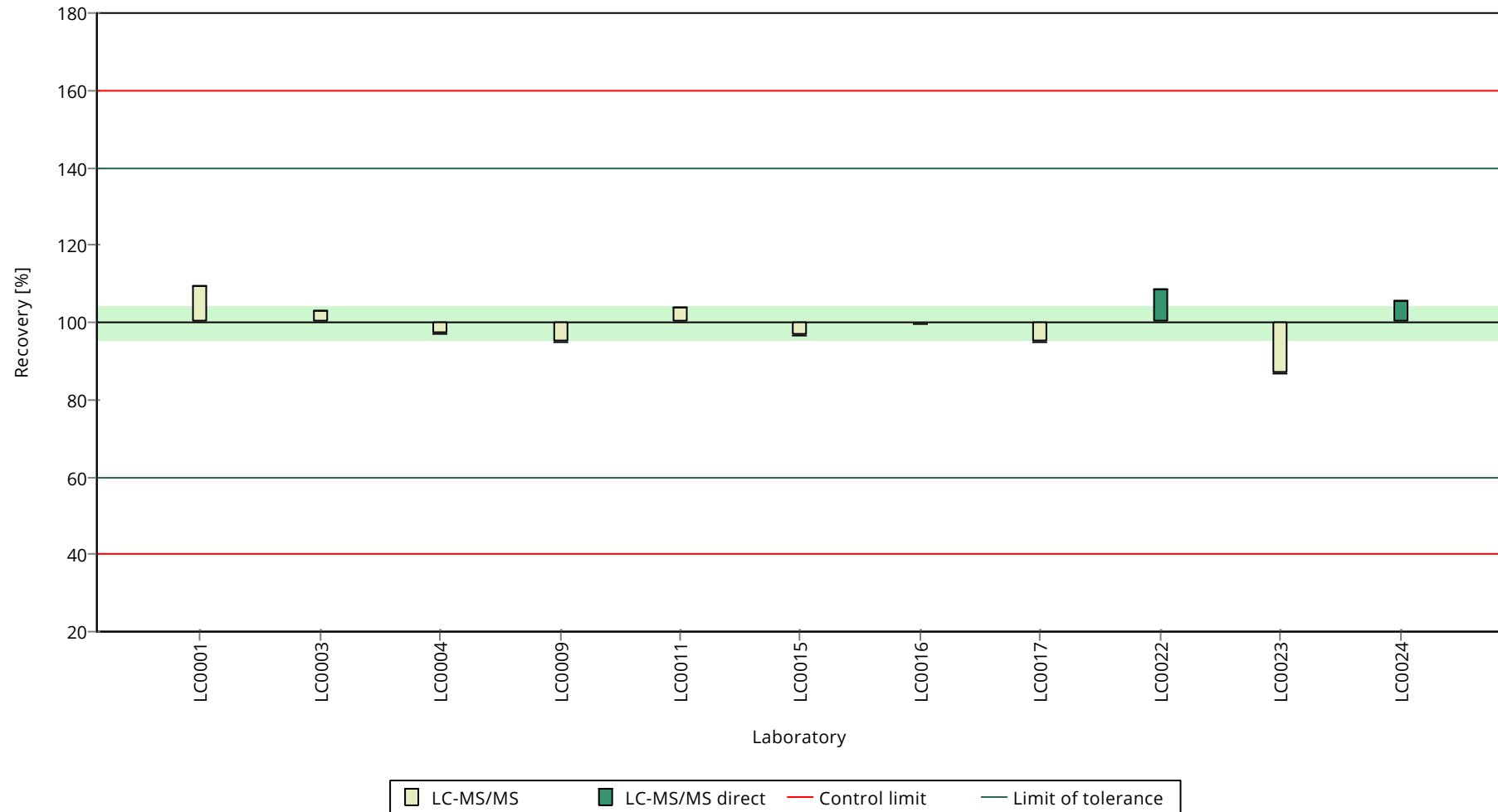
	all results	without outliers	Unit
Mean ± CI (99%)	0.411 ± 0.0257	0.411 ± 0.0257	µg/l
Minimum	0.356	0.356	µg/l
Maximum	0.45	0.45	µg/l
Standard deviation	0.0284	0.0284	µg/l
rel. standard deviation	6.91	6.91	%
n	11	11	-

Graphical presentation of results

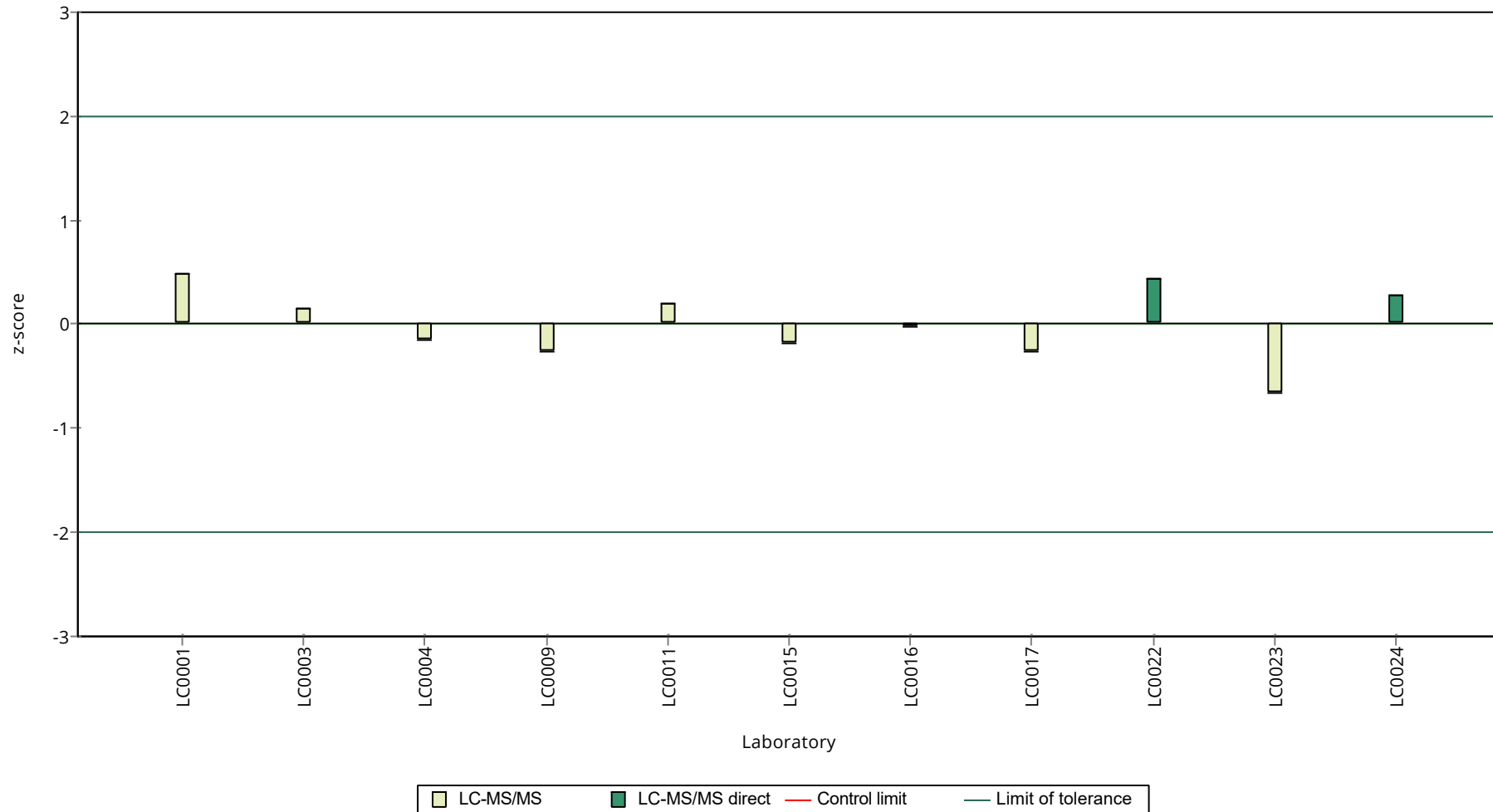
Results



**Recovery rate**



**z-Score**



Parameter oriented report Herbicides/pesticides -  
H003

Sample: H003B, Parameter: Glyphosate

## Parameter oriented report

### H003 B

#### Glyphosate

Unit	µg/l
Assigned value ± U (k=2)	0.854 ± 0.0484
Criterion	0.171 (20 %)
Minimum - Maximum	0.695 - 0.936
Control test value ± U (k=2)	0.921 ± 0.184

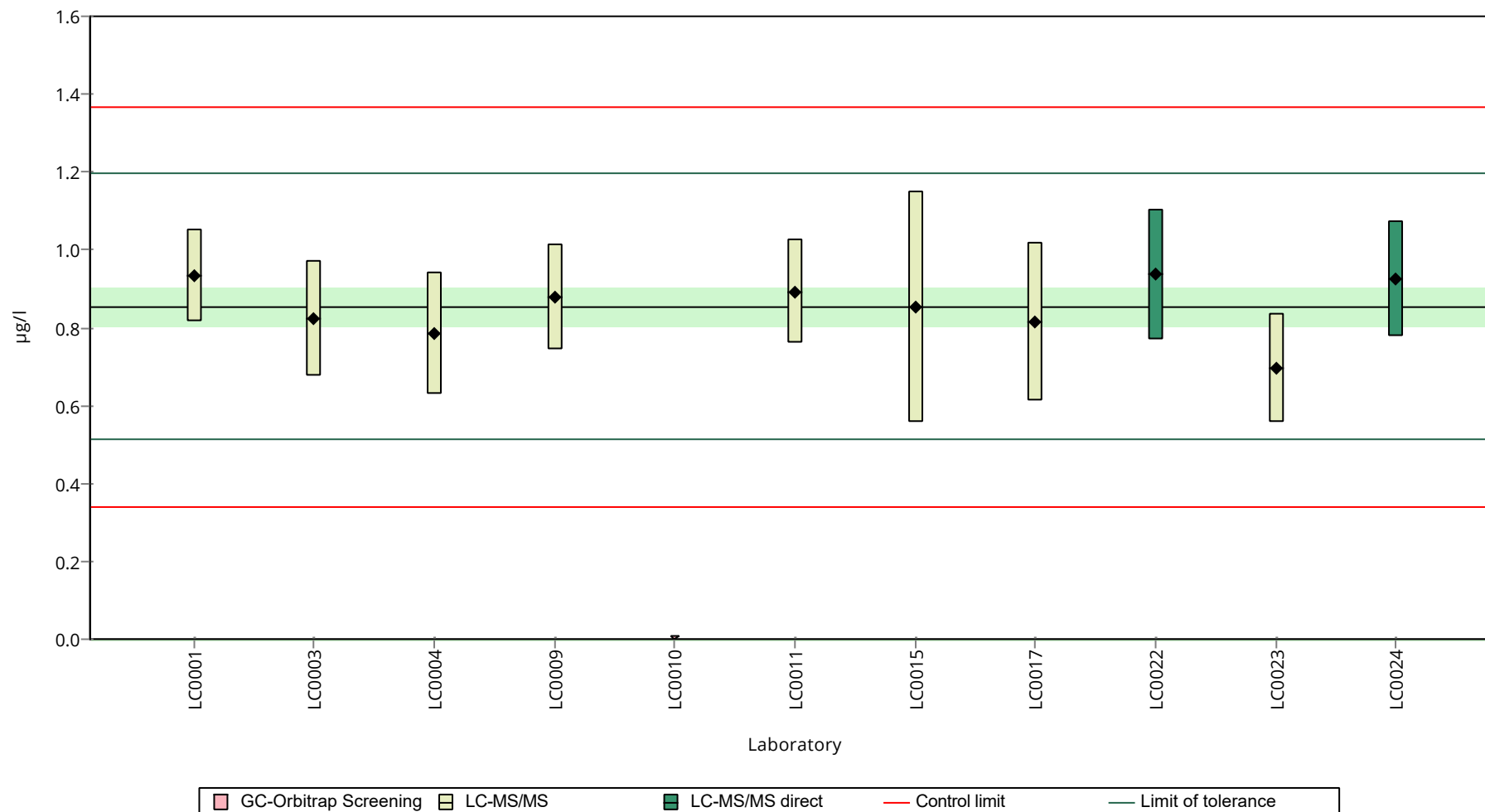
Labcode	Result ± U	Recovery [%]	z-Score	Comments
LC0001	0.933 ± 0.12	109	0.46	
LC0002	- ± -	-	-	
LC0003	0.822 ± 0.148	96.3	-0.19	
LC0004	0.786 ± 0.157	92.1	-0.4	
LC0005	- ± -	-	-	
LC0006	- ± -	-	-	
LC0007	- ± -	-	-	
LC0008	- ± -	-	-	
LC0009	0.878 ± 0.1361	103	0.14	
LC0010	<0.01 (LOD) ± -	-	-	FN
LC0011	0.892 ± 0.1338	104	0.22	
LC0012	- ± -	-	-	
LC0013	- ± -	-	-	
LC0014	- ± -	-	-	
LC0015	0.852 ± 0.298	99.8	-0.01	
LC0016	- ± -	-	-	
LC0017	0.816 ± 0.204	95.6	-0.22	
LC0018	- ± -	-	-	
LC0019	- ± -	-	-	
LC0020	- ± -	-	-	
LC0021	- ± -	-	-	
LC0022	0.936 ± 0.168	110	0.48	
LC0023	0.695 ± 0.14	81.4	-0.93	
LC0024	0.927 ± 0.1483	109	0.43	
LC0025	- ± -	-	-	

#### Characteristics of parameter

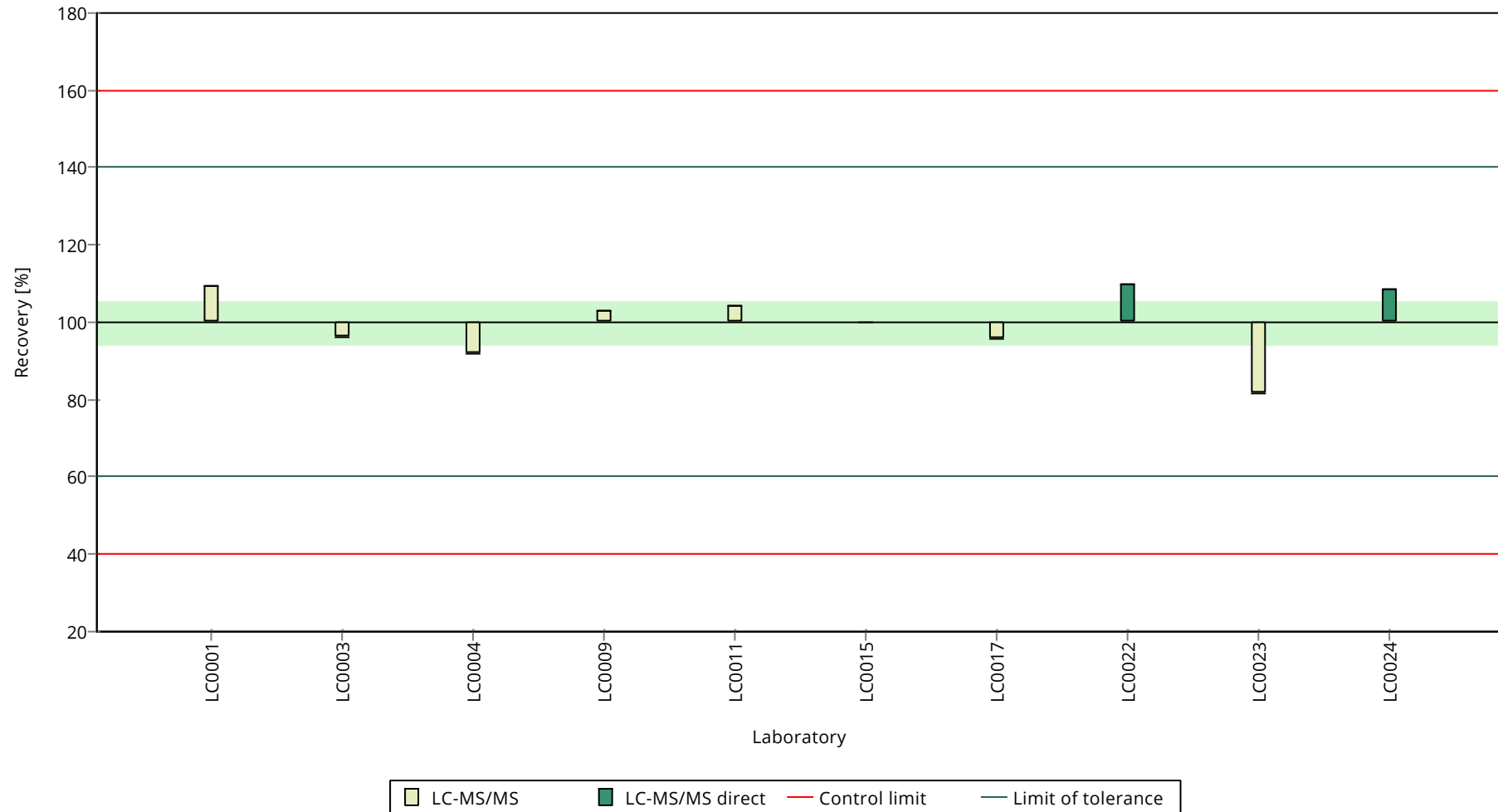
	all results	without outliers	Unit
Mean ± CI (99%)	0.854 ± 0.0726	0.854 ± 0.0726	µg/l
Minimum	0.695	0.695	µg/l
Maximum	0.936	0.936	µg/l
Standard deviation	0.0765	0.0765	µg/l
rel. standard deviation	8.96	8.96	%
n	10	10	-

**Graphical presentation of results**

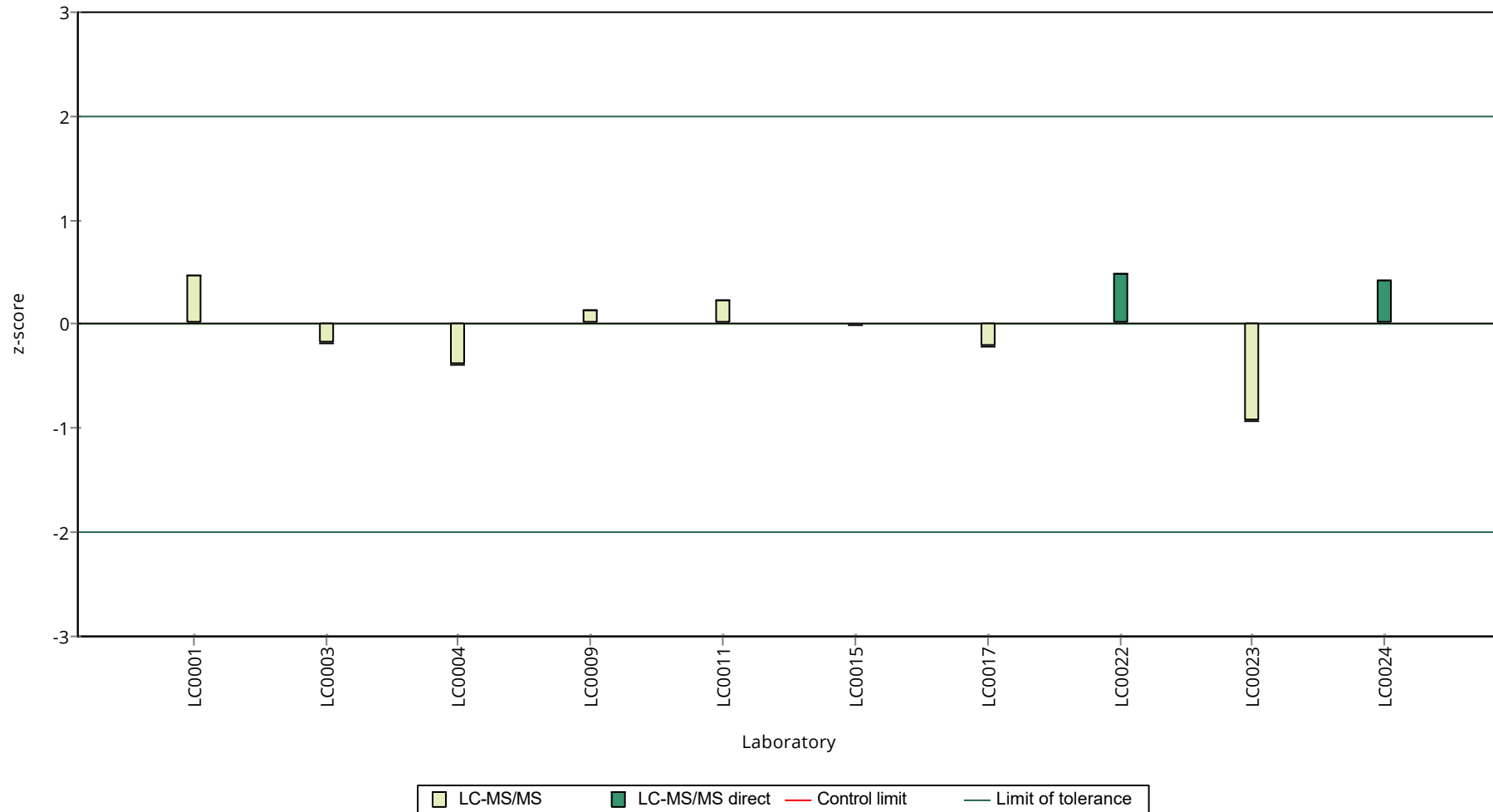
**Results**



**Recovery rate**



**z-Score**



Parameter oriented report Herbicides/pesticides -  
H003

Sample: H003A, Parameter: Metazachlor

## Parameter oriented report

### H003 A

#### Metazachlor

Unit	µg/l
Assigned value ± U (k=2)	0.161 ± 0.00743
Criterion	0.0193 (12 %)
Minimum - Maximum	0.138 - 0.191
Control test value ± U (k=2)	0.134 ± 0.0201

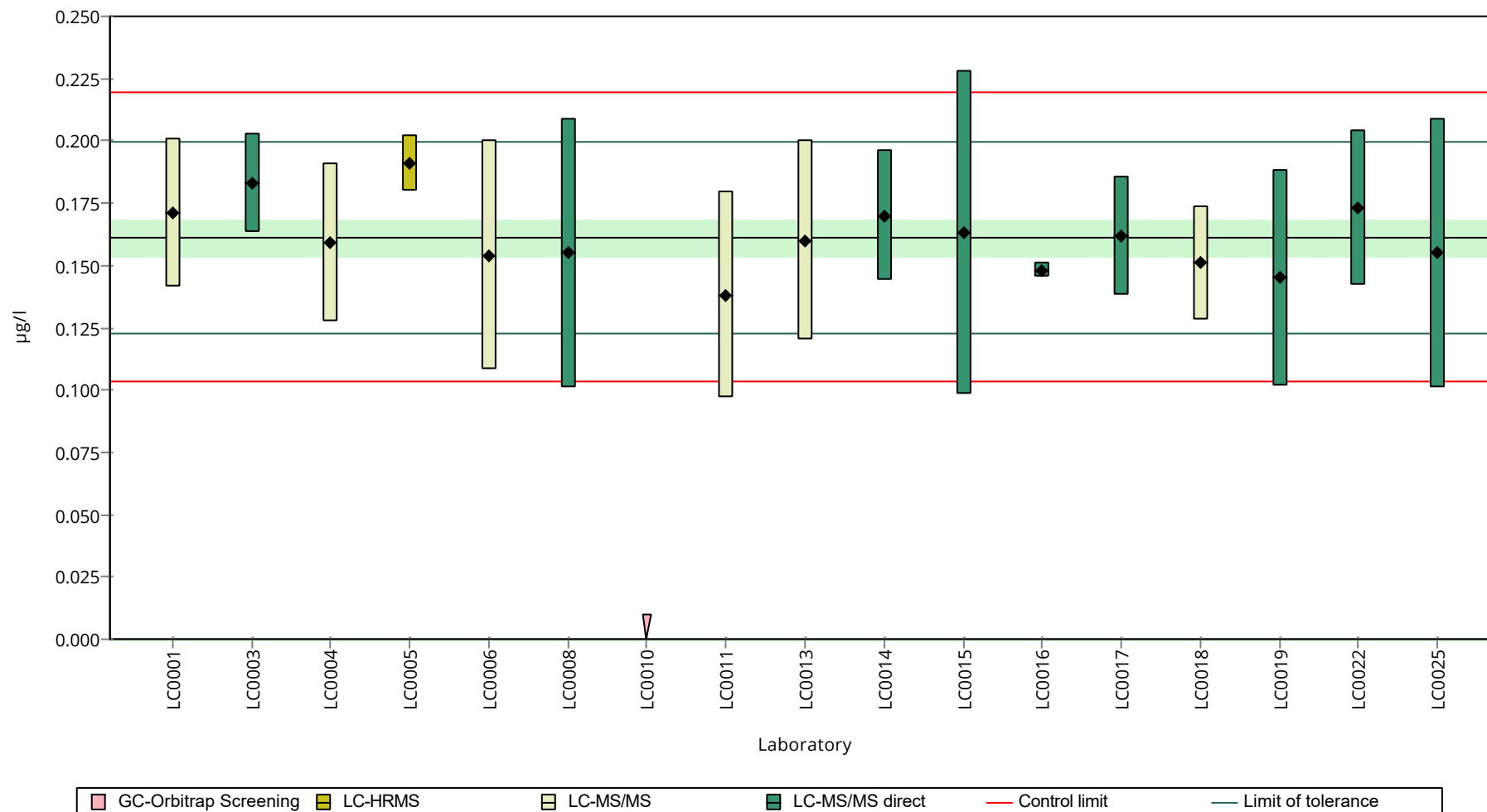
Labcode	Result ± U	Recovery [%]	z-Score	Comments
LC0001	0.171 ± 0.03	106	0.51	
LC0002	- ± -	-	-	
LC0003	0.183 ± 0.0201	114	1.13	
LC0004	0.159 ± 0.032	98.6	-0.11	
LC0005	0.19104 ± 0.01108	119	1.54	
LC0006	0.154 ± 0.0462	95.5	-0.37	
LC0007	- ± -	-	-	
LC0008	0.155 ± 0.054	96.2	-0.32	
LC0009	- ± -	-	-	
LC0010	<0.01 (LOD) ± -	-	-	FN
LC0011	0.138 ± 0.0414	85.6	-1.2	
LC0012	- ± -	-	-	
LC0013	0.16 ± 0.04	99.3	-0.06	
LC0014	0.17 ± 0.026	105	0.45	
LC0015	0.163 ± 0.065	101	0.09	
LC0016	0.148 ± 0.003	91.8	-0.68	
LC0017	0.162 ± 0.024	100	0.04	
LC0018	0.151 ± 0.023	93.7	-0.53	
LC0019	0.145 ± 0.0435	89.9	-0.84	
LC0020	- ± -	-	-	
LC0021	- ± -	-	-	
LC0022	0.173 ± 0.031	107	0.61	
LC0023	- ± -	-	-	
LC0024	- ± -	-	-	
LC0025	0.155 ± 0.054	96.2	-0.32	

#### Characteristics of parameter

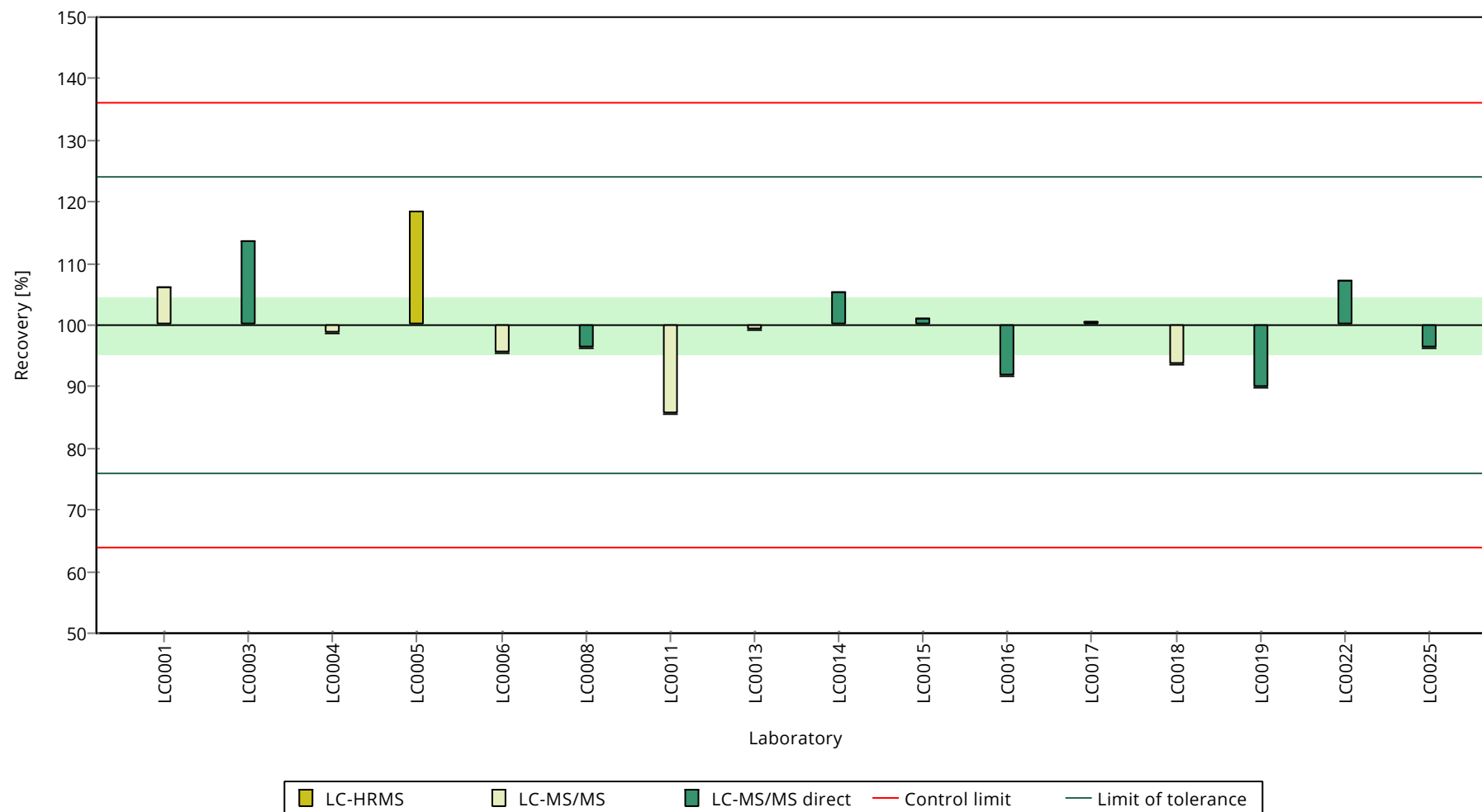
	all results	without outliers	Unit
Mean ± CI (99%)	0.161 ± 0.0104	0.161 ± 0.0104	µg/l
Minimum	0.138	0.138	µg/l
Maximum	0.191	0.191	µg/l
Standard deviation	0.0139	0.0139	µg/l
rel. standard deviation	8.62	8.62	%
n	16	16	-

**Graphical presentation of results**

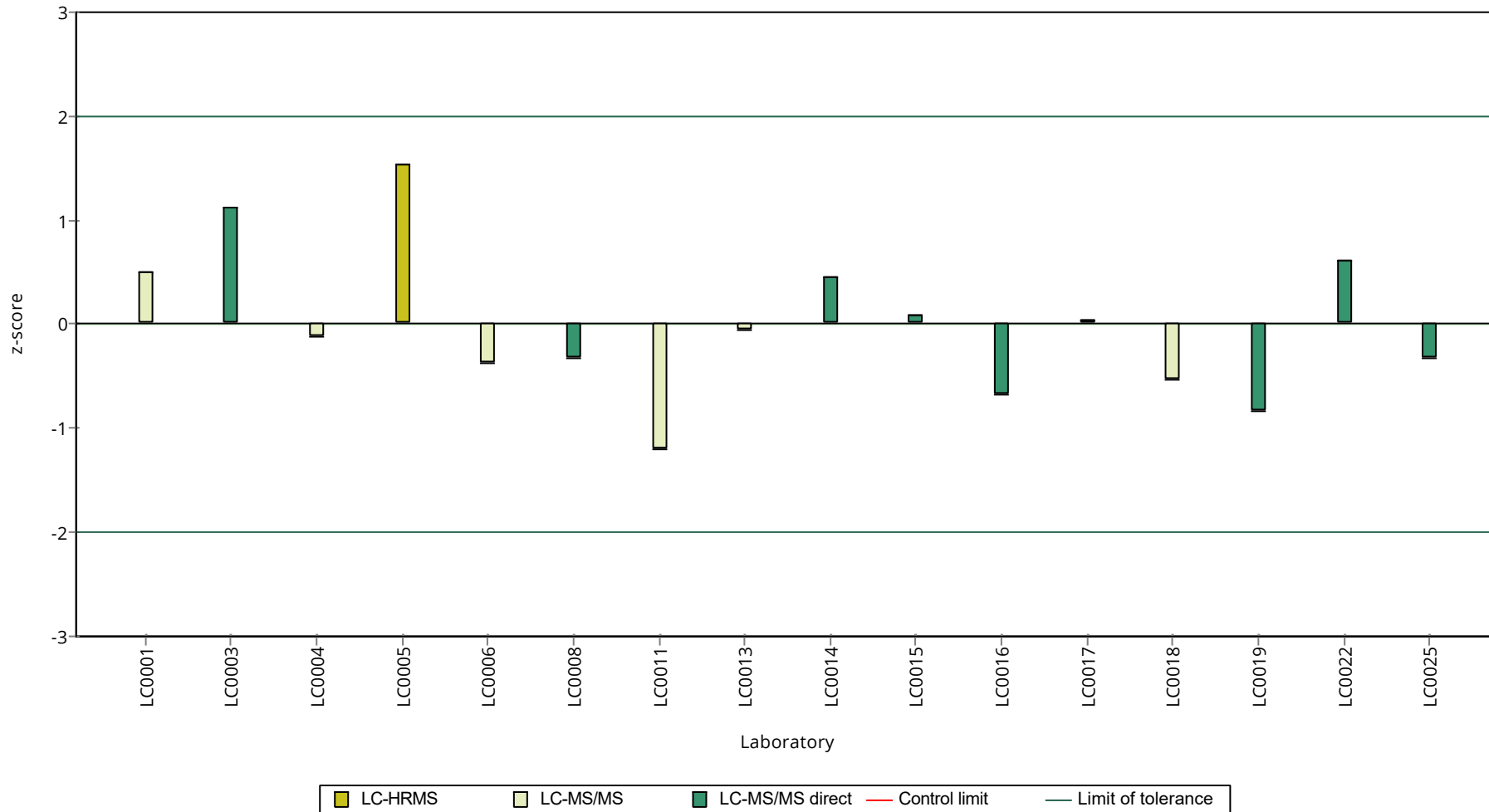
**Results**



**Recovery rate**



**z-Score**



Parameter oriented report Herbicides/pesticides -  
H003

Sample: H003B, Parameter: Metazachlor

## Parameter oriented report

### H003 B

#### Metazachlor

Unit	µg/l
Assigned value ± U (k=2)	0.153 ± 0.00654
Criterion	0.0184 (12 %)
Minimum - Maximum	0.134 - 0.177
Control test value ± U (k=2)	0.121 ± 0.0182

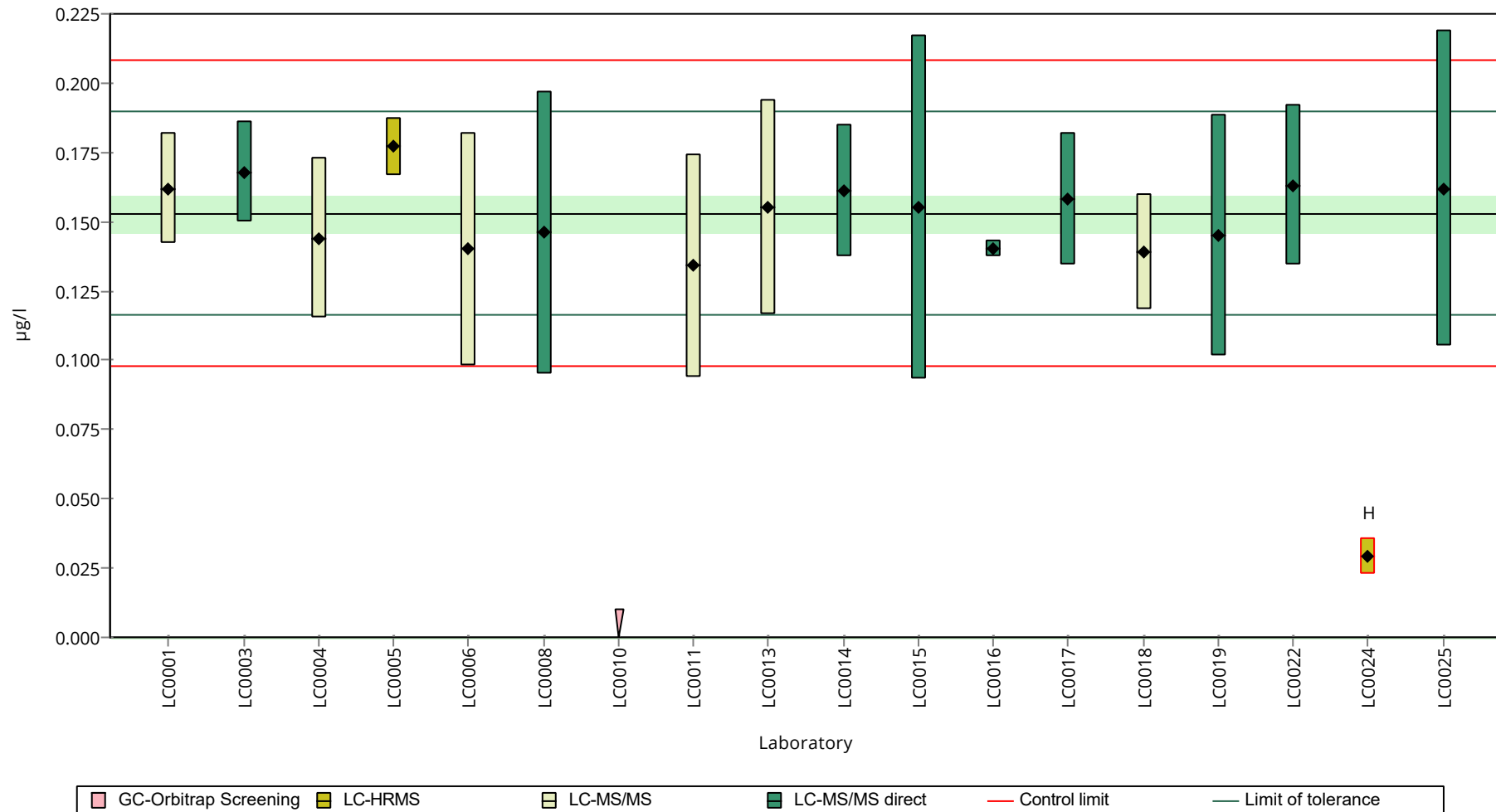
Labcode	Result ± U	Recovery [%]	z-Score	Comments
LC0001	0.162 ± 0.02	106	0.49	
LC0002	- ± -	-	-	
LC0003	0.168 ± 0.0184	110	0.82	
LC0004	0.144 ± 0.029	94.2	-0.49	
LC0005	0.17707 ± 0.01027	116	1.31	
LC0006	0.14 ± 0.042	91.5	-0.7	
LC0007	- ± -	-	-	
LC0008	0.146 ± 0.051	95.5	-0.38	
LC0009	- ± -	-	-	
LC0010	<0.01 (LOD) ± -	-	-	FN
LC0011	0.134 ± 0.0402	87.6	-1.03	
LC0012	- ± -	-	-	
LC0013	0.155 ± 0.0388	101	0.11	
LC0014	0.161 ± 0.024	105	0.44	
LC0015	0.155 ± 0.062	101	0.11	
LC0016	0.14 ± 0.003	91.5	-0.7	
LC0017	0.158 ± 0.024	103	0.28	
LC0018	0.139 ± 0.021	90.9	-0.76	
LC0019	0.145 ± 0.0435	94.8	-0.43	
LC0020	- ± -	-	-	
LC0021	- ± -	-	-	
LC0022	0.163 ± 0.029	107	0.55	
LC0023	- ± -	-	-	
LC0024	0.0292 ± 0.00659	19.1	-6.74	H
LC0025	0.162 ± 0.057	106	0.49	

#### Characteristics of parameter

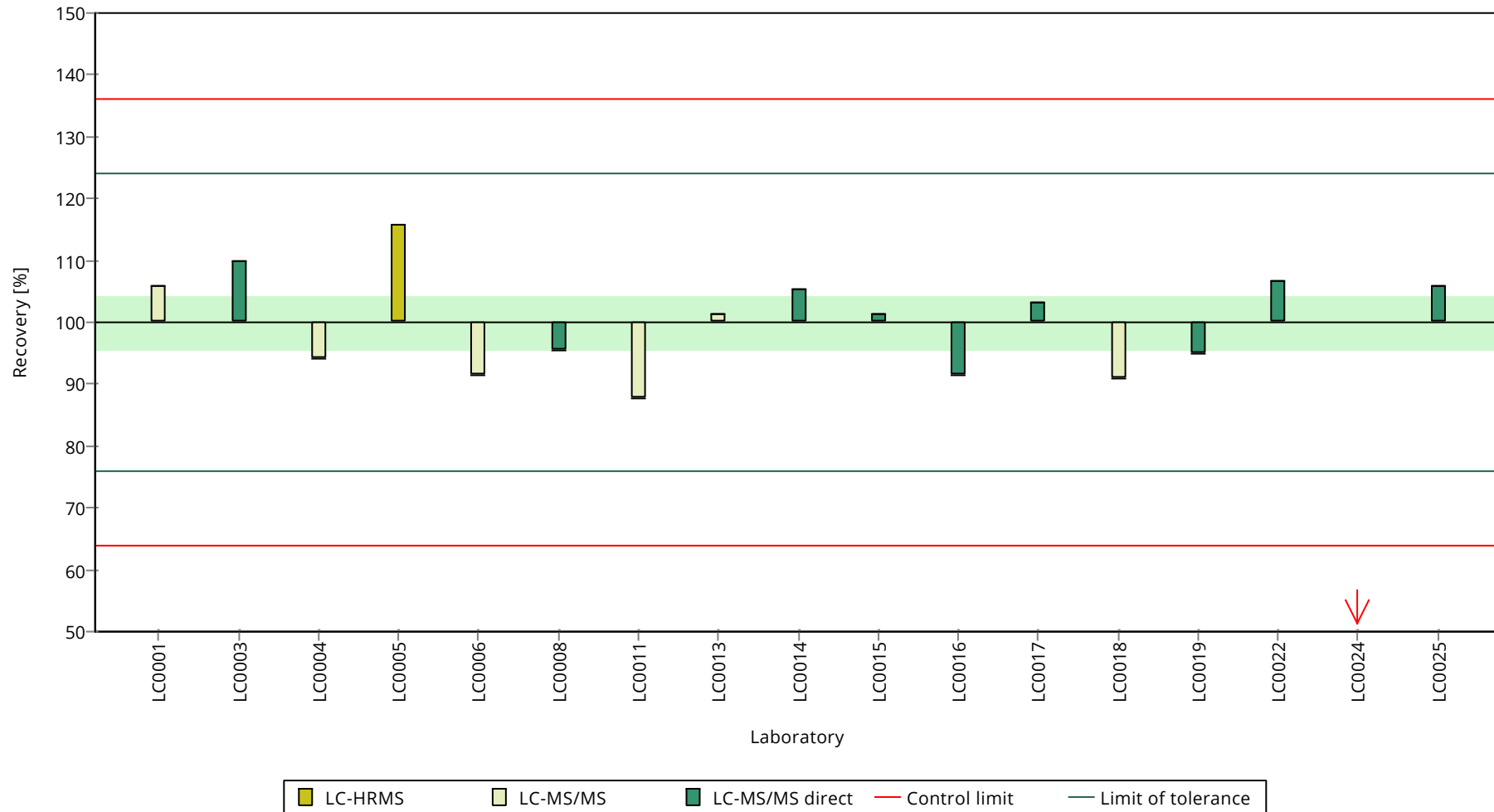
	all results	without outliers	Unit
Mean ± CI (99%)	0.146 ± 0.0235	0.153 ± 0.00919	µg/l
Minimum	0.0292	0.134	µg/l
Maximum	0.177	0.177	µg/l
Standard deviation	0.0323	0.0123	µg/l
rel. standard deviation	22.2	8.01	%
n	17	16	-

Graphical presentation of results

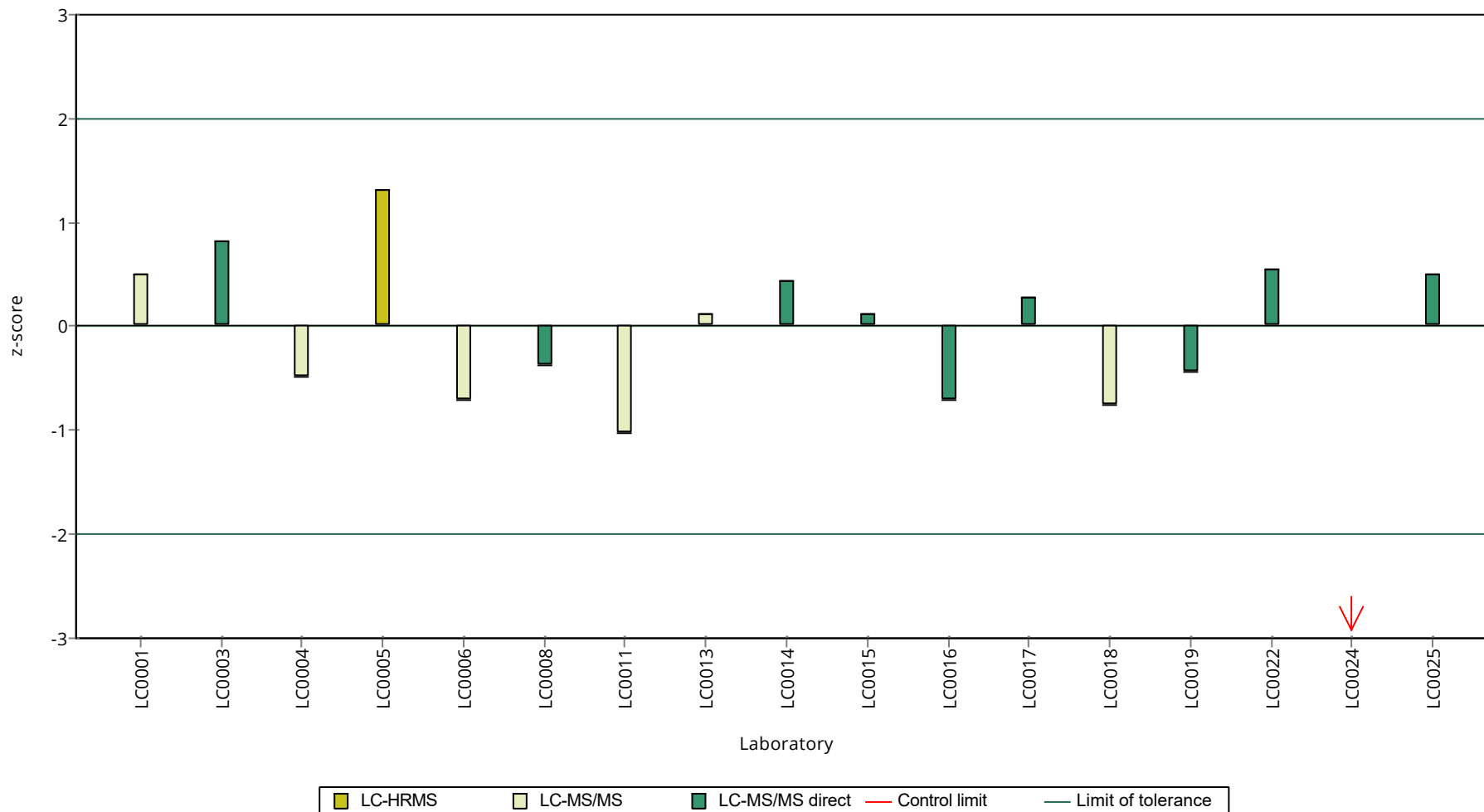
Results



**Recovery rate**



**z-Score**



Parameter oriented report Herbicides/pesticides -  
H003

Sample: H003A, Parameter: Metolachlor

## Parameter oriented report

### H003 A

#### Metolachlor

Unit  $\mu\text{g/l}$   
Assigned value  $\pm U$  (k=2)  $0.176 \pm 0.00384$   
Criterion  $0.0264$  (15 %)  
Minimum - Maximum  $0.155 - 0.19$   
Control test value  $\pm U$  (k=2)  $0.178 \pm 0.0713$

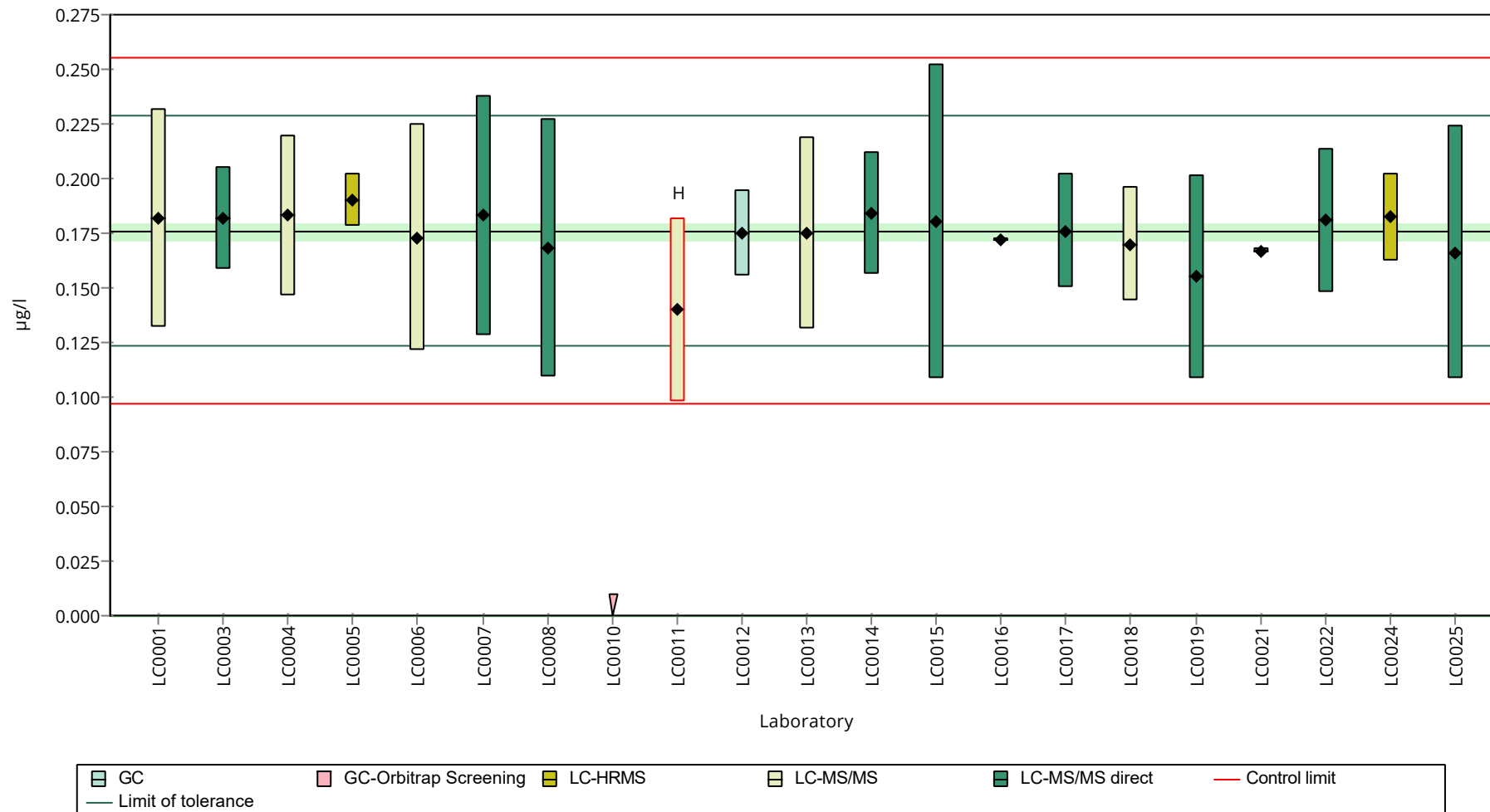
Labcode	Result $\pm U$	Recovery [%]	z-Score	Comments
LC0001	$0.182 \pm 0.05$	103	0.23	
LC0002	- $\pm$ -	-	-	
LC0003	$0.182 \pm 0.0236$	103	0.23	
LC0004	$0.183 \pm 0.037$	104	0.26	
LC0005	$0.19008 \pm 0.01188$	108	0.53	
LC0006	$0.173 \pm 0.0519$	98.3	-0.11	
LC0007	$0.183 \pm 0.055$	104	0.26	
LC0008	$0.168 \pm 0.059$	95.4	-0.3	
LC0009	- $\pm$ -	-	-	
LC0010	$<0.01$ (LOD) $\pm$ -	-	-	FN
LC0011	$0.14 \pm 0.042$	79.5	-1.36	H
LC0012	$0.175 \pm 0.02$	99.4	-0.04	
LC0013	$0.175 \pm 0.0438$	99.4	-0.04	
LC0014	$0.184 \pm 0.028$	105	0.3	
LC0015	$0.18 \pm 0.072$	102	0.15	
LC0016	$0.172 \pm 0.001$	97.7	-0.15	
LC0017	$0.176 \pm 0.026$	100	0	
LC0018	$0.17 \pm 0.026$	96.6	-0.23	
LC0019	$0.155 \pm 0.0465$	88.1	-0.8	
LC0020	- $\pm$ -	-	-	
LC0021	$0.167 \pm 0.001$	94.9	-0.34	
LC0022	$0.181 \pm 0.033$	103	0.19	
LC0023	- $\pm$ -	-	-	
LC0024	$0.1823 \pm 0.02025$	104	0.24	
LC0025	$0.166 \pm 0.058$	94.3	-0.38	

#### Characteristics of parameter

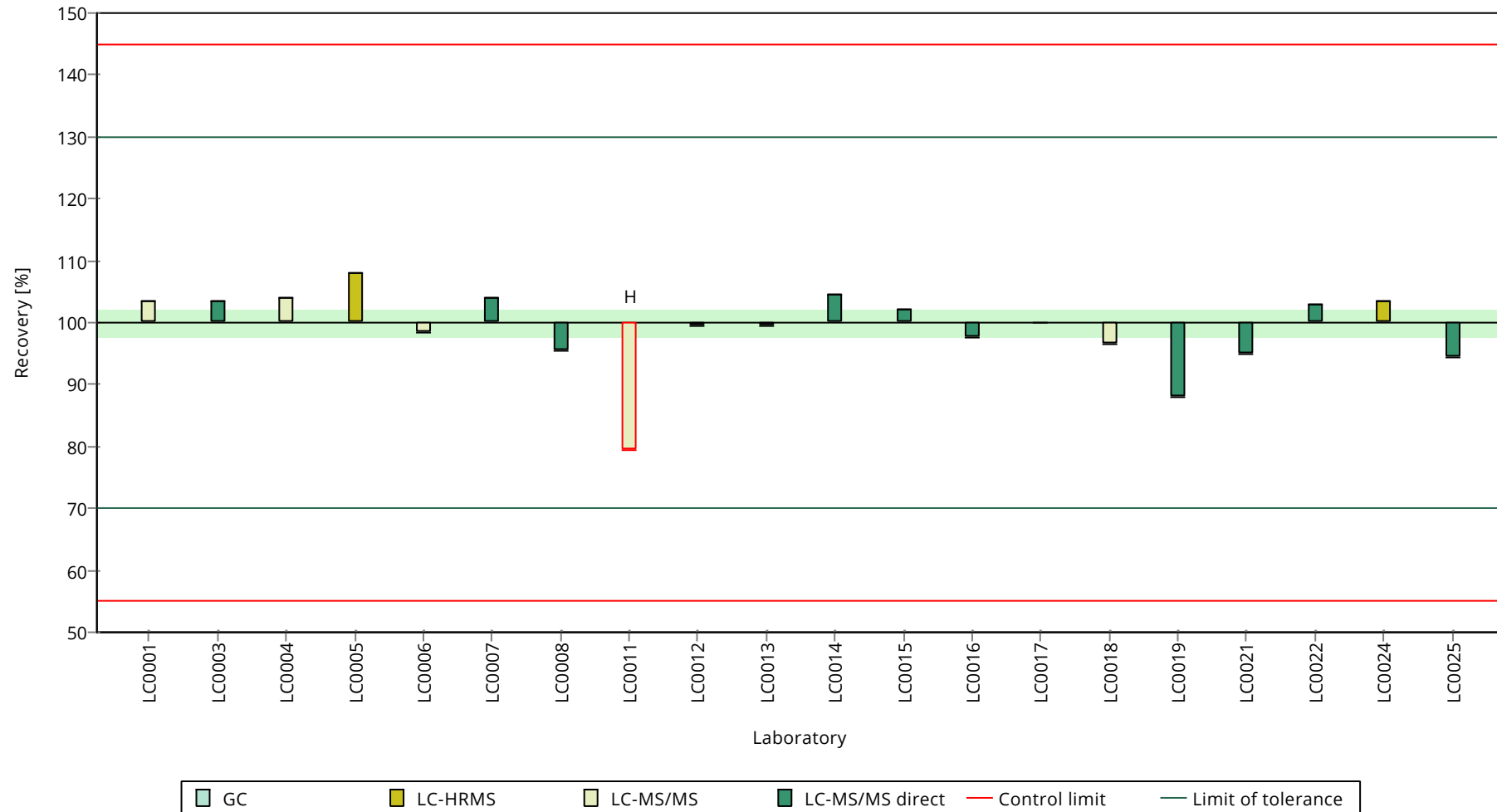
	all results	without outliers	Unit
Mean $\pm$ CI (99%)	$0.174 \pm 0.00769$	$0.176 \pm 0.00576$	$\mu\text{g/l}$
Minimum	0.14	0.155	$\mu\text{g/l}$
Maximum	0.19	0.19	$\mu\text{g/l}$
Standard deviation	0.0115	0.00837	$\mu\text{g/l}$
rel. standard deviation	6.58	4.76	%
n	20	19	-

Graphical presentation of results

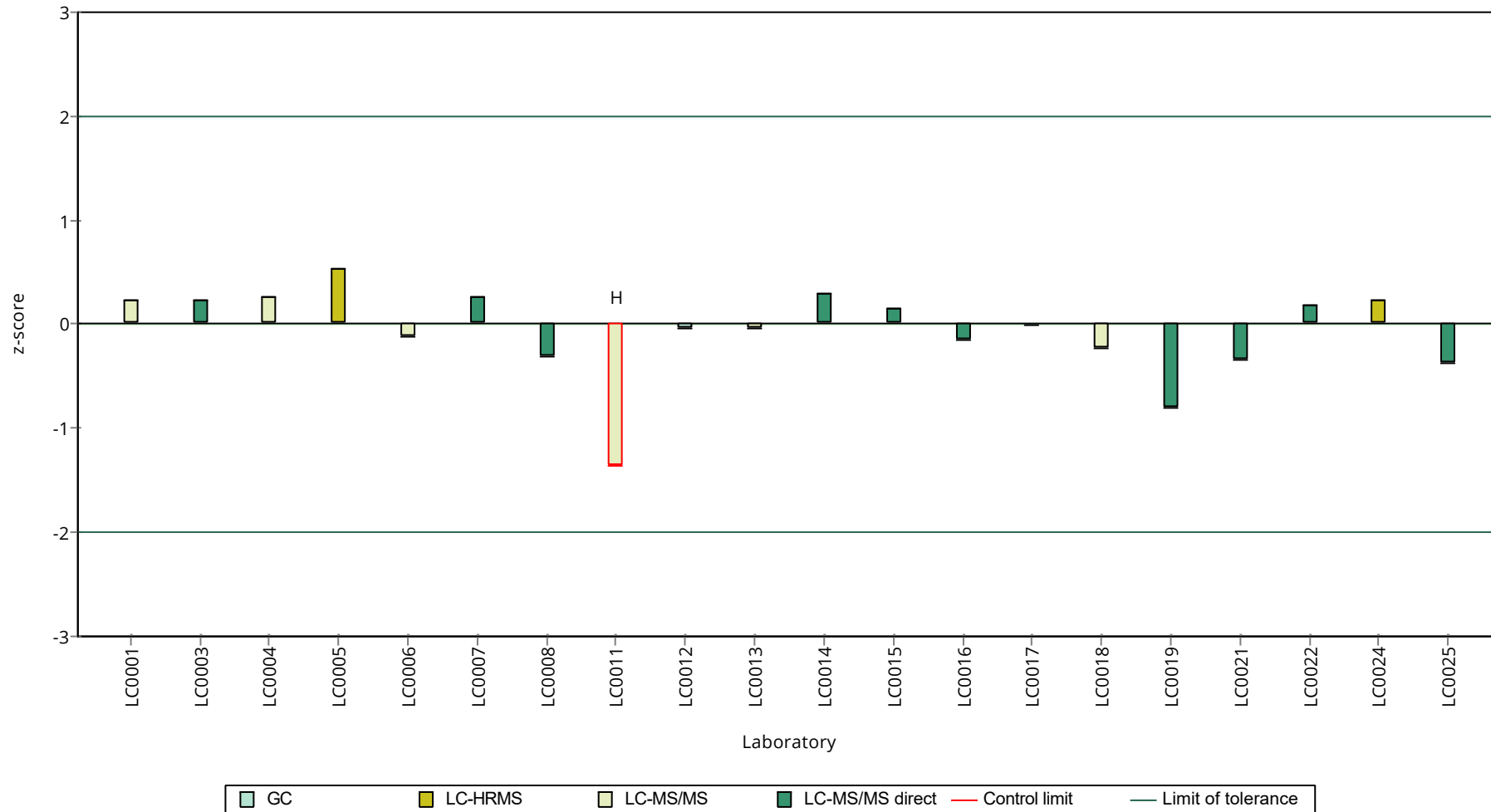
Results



**Recovery rate**



**z-Score**



## Parameter oriented report

### H003 B

#### Metolachlor

Unit	µg/l
Assigned value ± U (k=2)	0.385 ± 0.00907
Criterion	0.0578 (15 %)
Minimum - Maximum	0.346 - 0.425
Control test value ± U (k=2)	0.391 ± 0.157

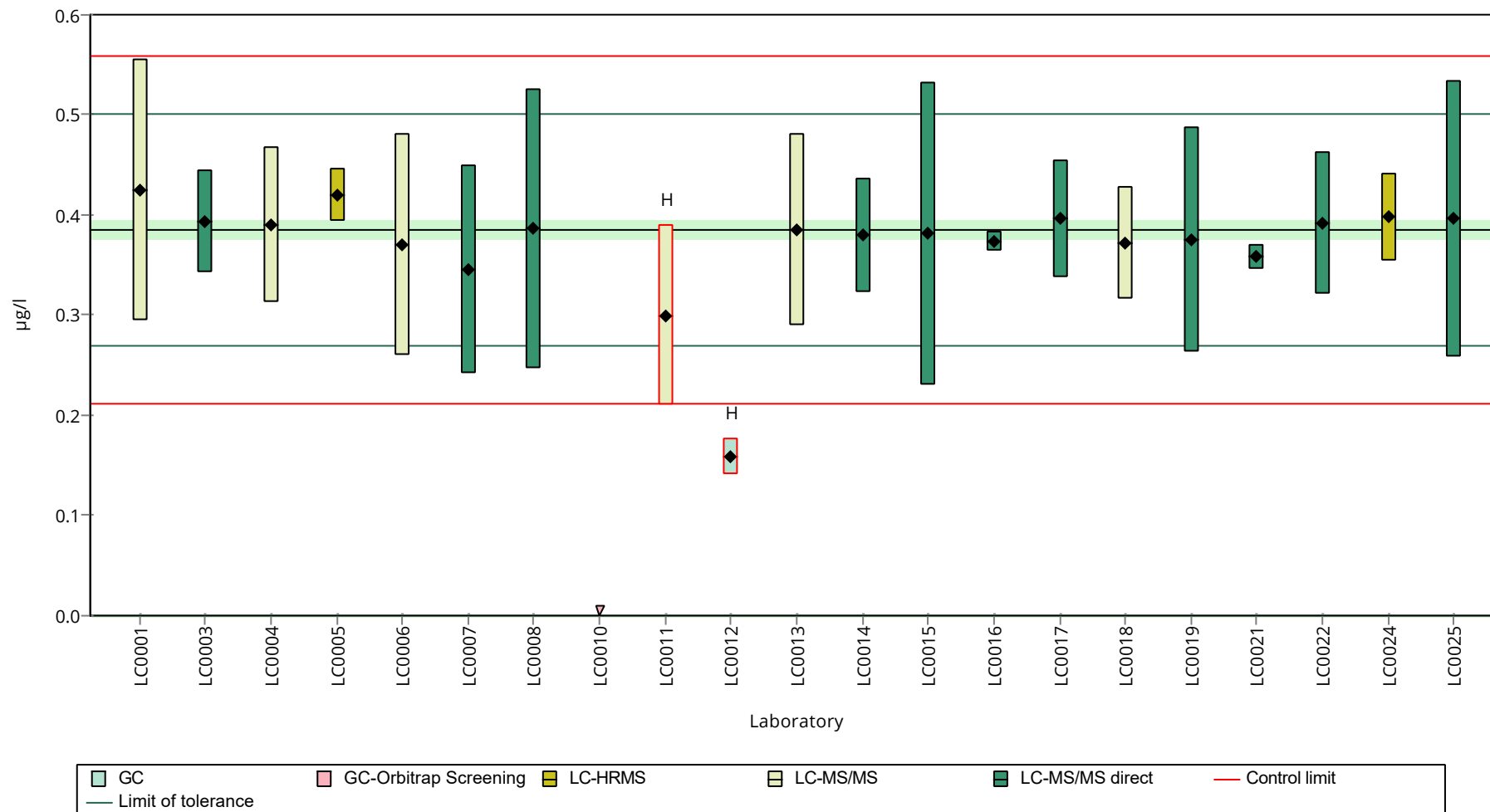
Labcode	Result ± U	Recovery [%]	z-Score	Comments
LC0001	0.425 ± 0.13	110	0.69	
LC0002	- ± -	-	-	
LC0003	0.393 ± 0.0511	102	0.13	
LC0004	0.39 ± 0.078	101	0.08	
LC0005	0.42034 ± 0.02627	109	0.6	
LC0006	0.37 ± 0.111	96	-0.27	
LC0007	0.346 ± 0.104	89.8	-0.68	
LC0008	0.386 ± 0.14	100	0.01	
LC0009	- ± -	-	-	
LC0010	<0.01 (LOD) ± -	-	-	FN
LC0011	0.3 ± 0.09	77.8	-1.48	H
LC0012	0.1581 ± 0.018	41	-3.93	H
LC0013	0.385 ± 0.0963	99.9	-0.01	
LC0014	0.38 ± 0.057	98.6	-0.09	
LC0015	0.381 ± 0.152	98.9	-0.08	
LC0016	0.374 ± 0.01	97	-0.2	
LC0017	0.396 ± 0.059	103	0.18	
LC0018	0.372 ± 0.056	96.5	-0.23	
LC0019	0.375 ± 0.1125	97.3	-0.18	
LC0020	- ± -	-	-	
LC0021	0.358 ± 0.012	92.9	-0.47	
LC0022	0.392 ± 0.071	102	0.11	
LC0023	- ± -	-	-	
LC0024	0.3978 ± 0.04418	103	0.21	
LC0025	0.396 ± 0.138	103	0.18	

#### Characteristics of parameter

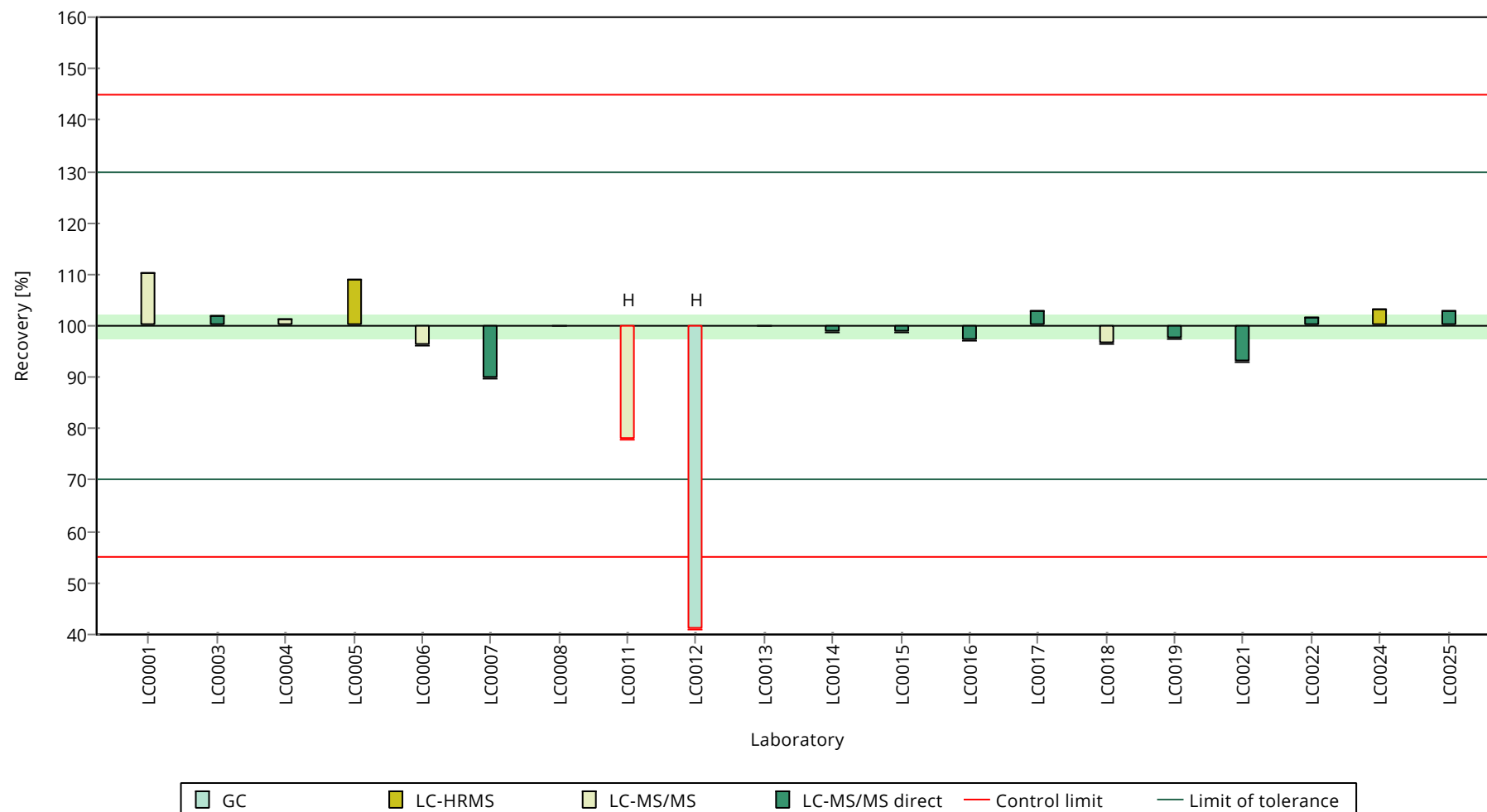
	all results	without outliers	Unit
Mean ± CI (99%)	0.37 ± 0.0378	0.385 ± 0.0136	µg/l
Minimum	0.158	0.346	µg/l
Maximum	0.425	0.425	µg/l
Standard deviation	0.0564	0.0192	µg/l
rel. standard deviation	15.2	4.99	%
n	20	18	-

Graphical presentation of results

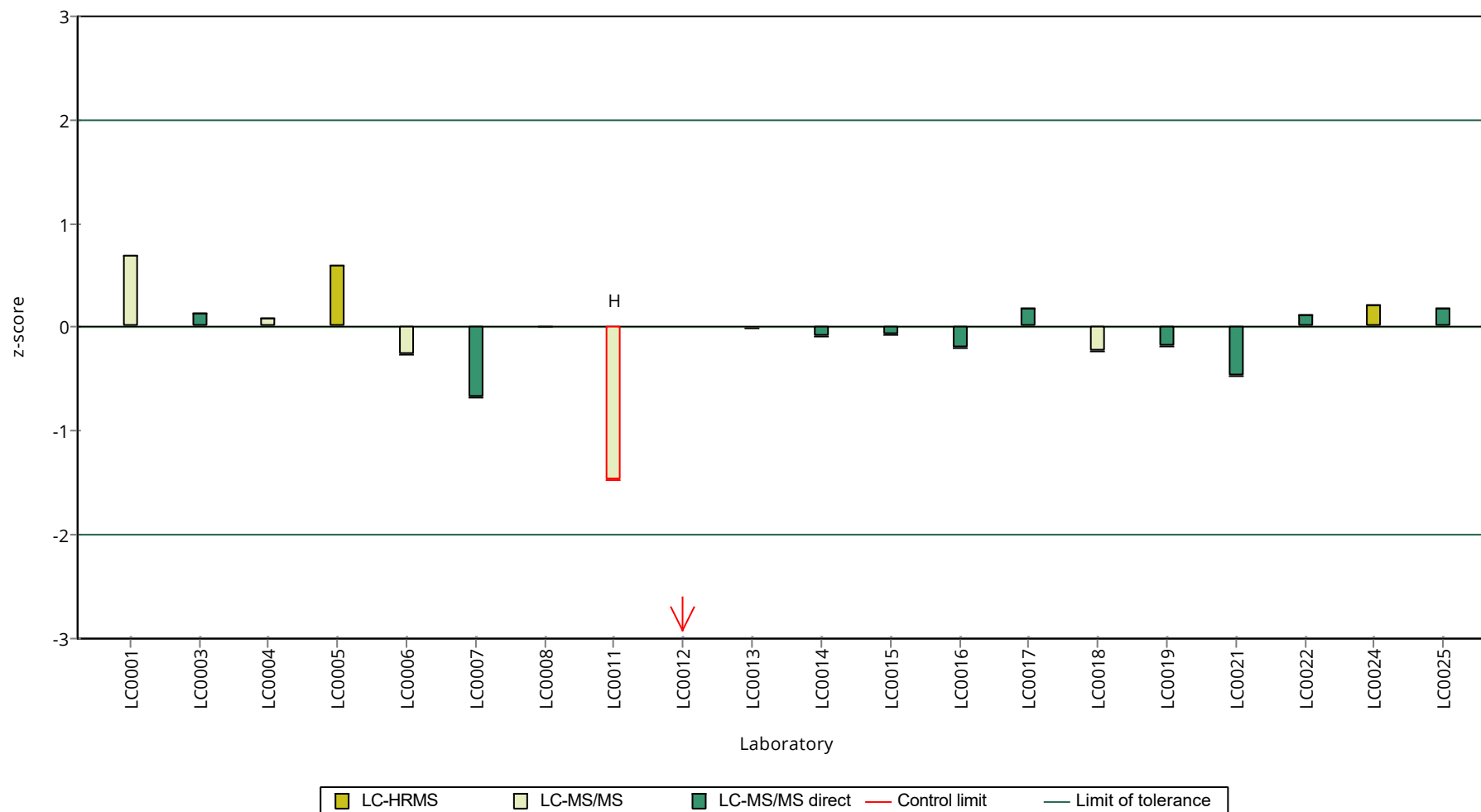
Results



**Recovery rate**



**z-Score**



Parameter oriented report Herbicides/pesticides -  
H003

Sample: H003A, Parameter: Metribuzin

## Parameter oriented report

### H003 A

#### Metribuzin

Unit	µg/l
Assigned value ± U (k=2)	0.781 ± 0.0333
Criterion	0.0781 (10 %)
Minimum - Maximum	0.602 - 0.851
Control test value ± U (k=2)	0.785 ± 0.157

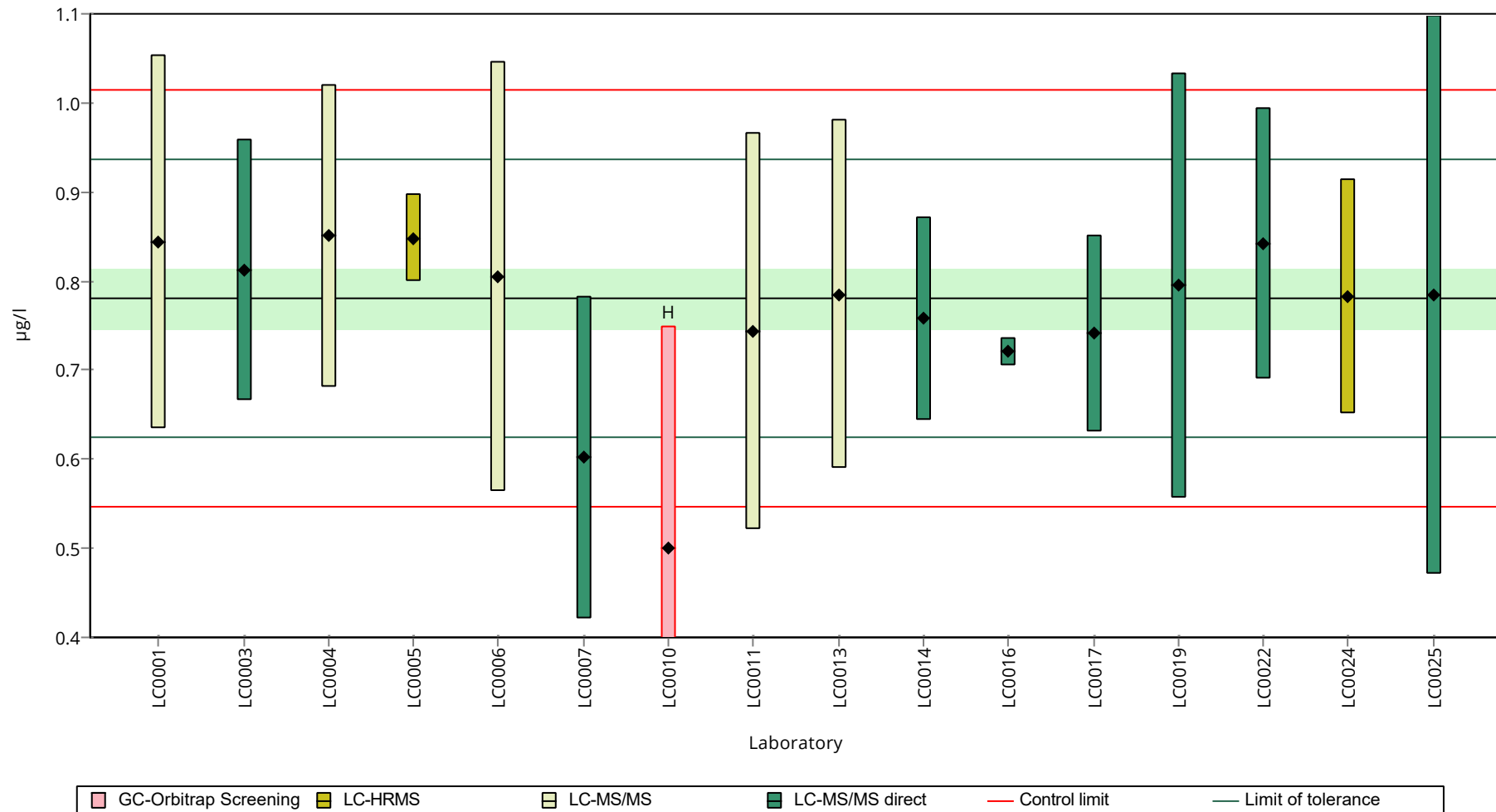
Labcode	Result ± U	Recovery [%]	z-Score	Comments
LC0001	0.844 ± 0.21	108	0.81	
LC0002	- ± -	-	-	
LC0003	0.812 ± 0.146	104	0.4	
LC0004	0.851 ± 0.17	109	0.9	
LC0005	0.84798 ± 0.04961	109	0.86	
LC0006	0.805 ± 0.2415	103	0.31	
LC0007	0.602 ± 0.181	77.1	-2.29	
LC0008	- ± -	-	-	
LC0009	- ± -	-	-	
LC0010	0.5 ± 0.25	64	-3.6	H
LC0011	0.743 ± 0.2229	95.1	-0.49	
LC0012	- ± -	-	-	
LC0013	0.785 ± 0.1963	101	0.05	
LC0014	0.758 ± 0.114	97.1	-0.29	
LC0015	- ± -	-	-	
LC0016	0.721 ± 0.016	92.3	-0.77	
LC0017	0.741 ± 0.111	94.9	-0.51	
LC0018	- ± -	-	-	
LC0019	0.795 ± 0.2385	102	0.18	
LC0020	- ± -	-	-	
LC0021	- ± -	-	-	
LC0022	0.842 ± 0.152	108	0.78	
LC0023	- ± -	-	-	
LC0024	0.7825 ± 0.1313	100	0.02	
LC0025	0.785 ± 0.314	101	0.05	

#### Characteristics of parameter

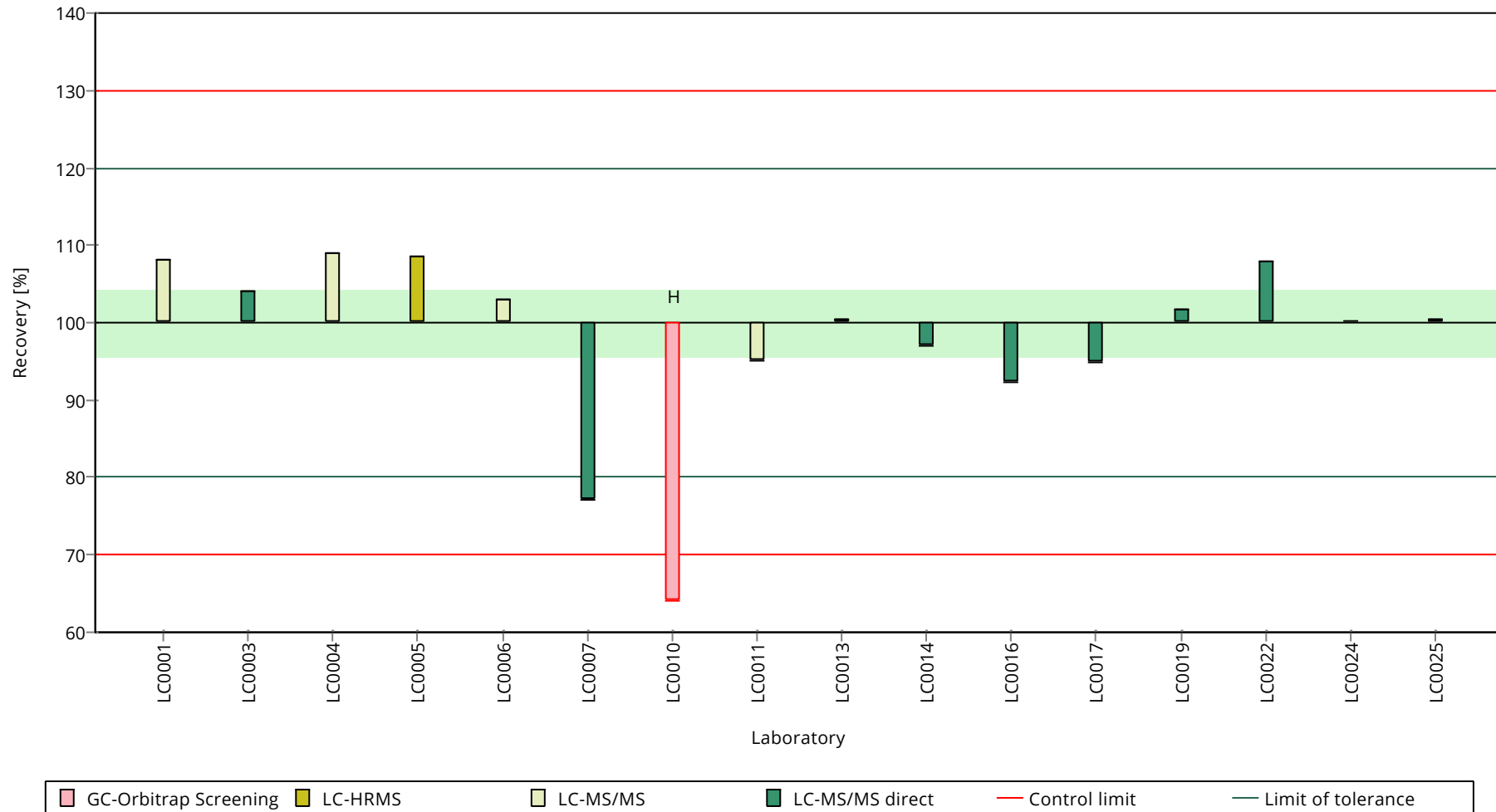
	all results	without outliers	Unit
Mean ± CI (99%)	0.763 ± 0.0704	0.781 ± 0.0499	µg/l
Minimum	0.5	0.602	µg/l
Maximum	0.851	0.851	µg/l
Standard deviation	0.0938	0.0644	µg/l
rel. standard deviation	12.3	8.25	%
n	16	15	-

Graphical presentation of results

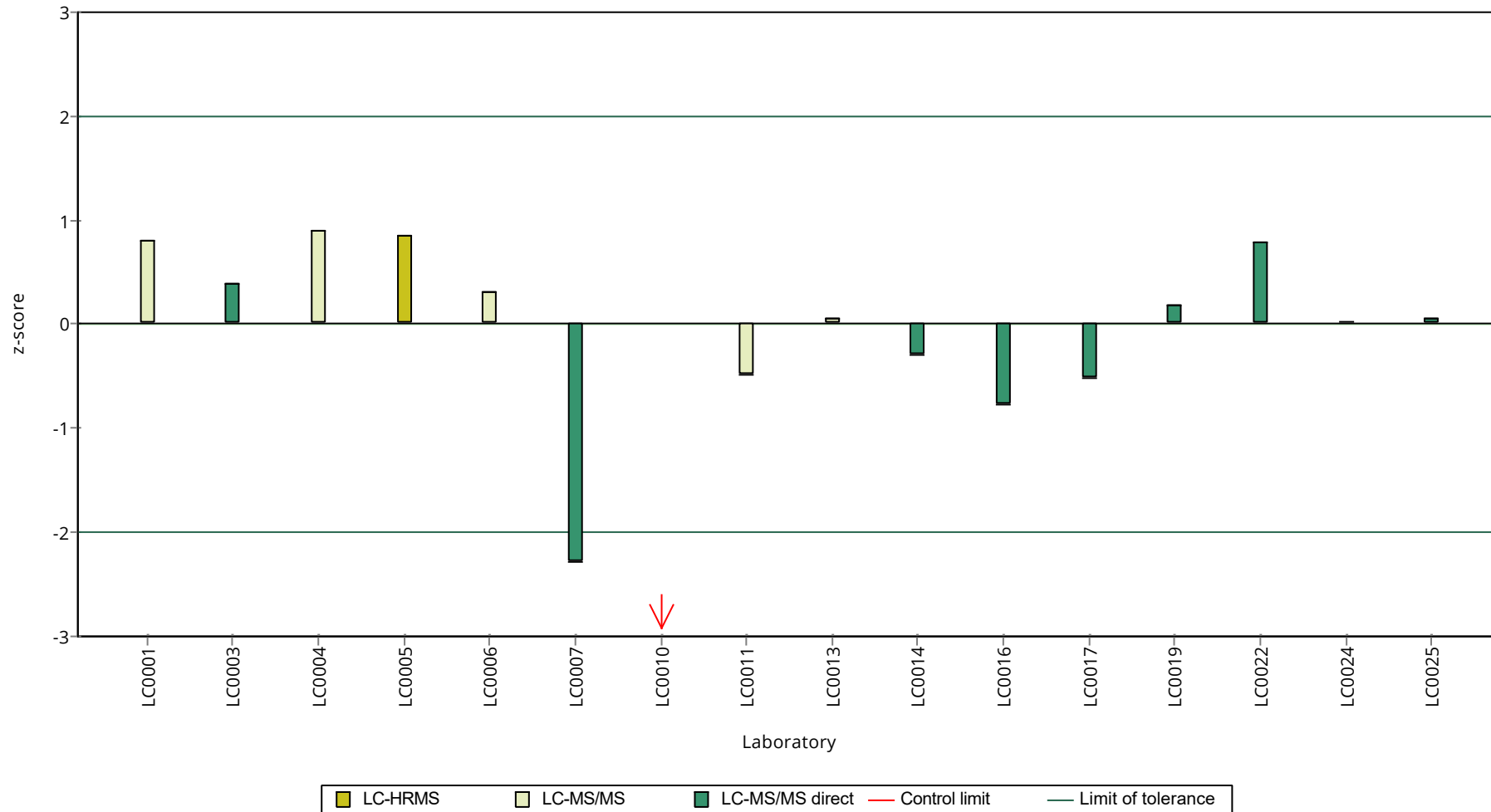
Results



**Recovery rate**



**z-Score**



Parameter oriented report Herbicides/pesticides -  
H003

Sample: H003B, Parameter: Metribuzin

## Parameter oriented report

### H003 B

#### Metribuzin

Unit	µg/l
Assigned value ± U (k=2)	0.374 ± 0.0099
Criterion	0.0374 (10 %)
Minimum - Maximum	0.343 - 0.396
Control test value ± U (k=2)	0.341 ± 0.0681

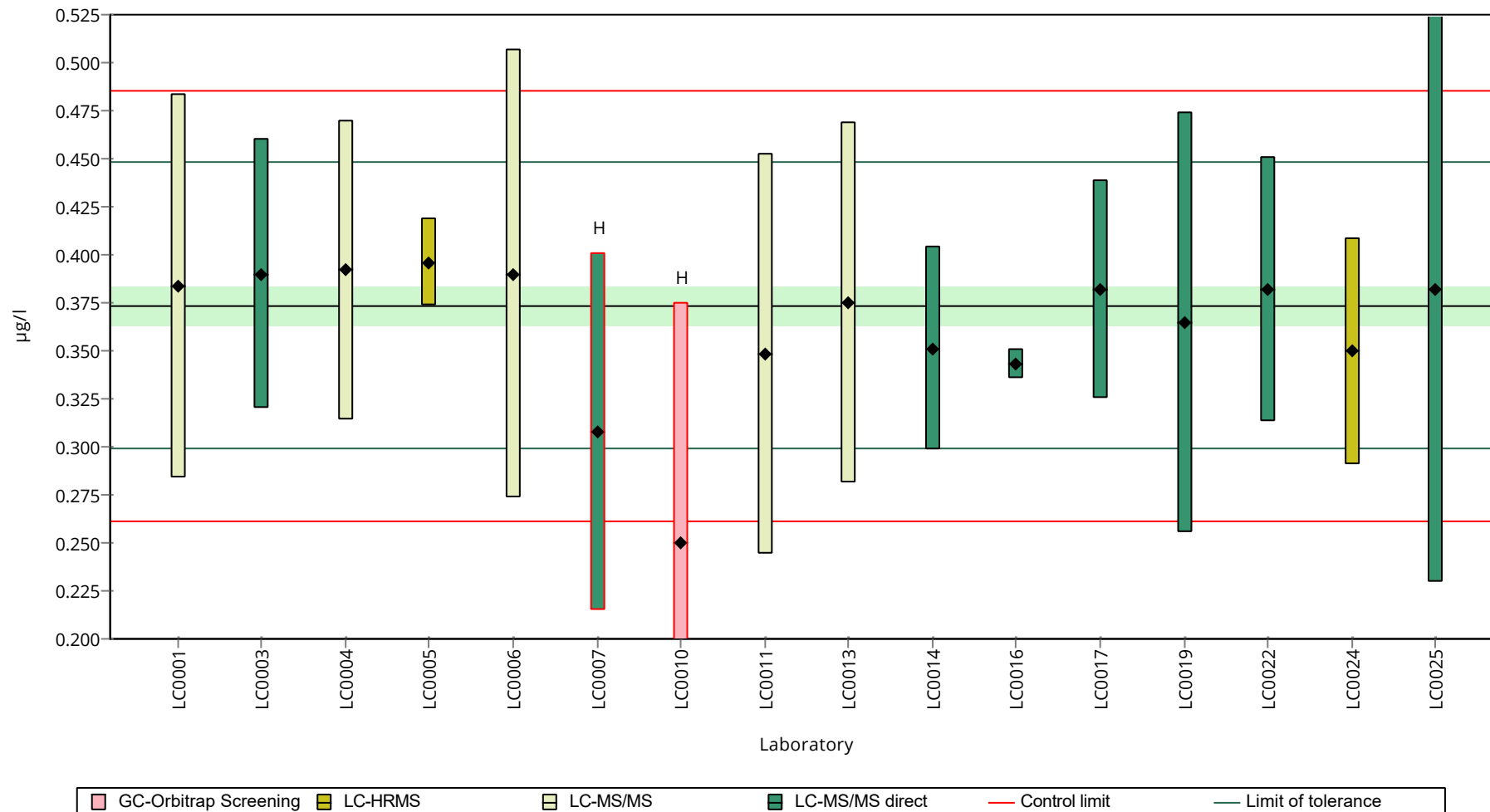
Labcode	Result ± U	Recovery [%]	z-Score	Comments
LC0001	0.384 ± 0.1	103	0.28	
LC0002	- ± -	-	-	
LC0003	0.39 ± 0.0702	104	0.44	
LC0004	0.392 ± 0.078	105	0.49	
LC0005	0.39608 ± 0.02317	106	0.6	
LC0006	0.39 ± 0.117	104	0.44	
LC0007	0.308 ± 0.093	82.5	-1.75	H
LC0008	- ± -	-	-	
LC0009	- ± -	-	-	
LC0010	0.25 ± 0.125	66.9	-3.31	H
LC0011	0.348 ± 0.1044	93.2	-0.68	
LC0012	- ± -	-	-	
LC0013	0.375 ± 0.0938	100	0.04	
LC0014	0.351 ± 0.053	94	-0.6	
LC0015	- ± -	-	-	
LC0016	0.343 ± 0.008	91.8	-0.82	
LC0017	0.382 ± 0.057	102	0.23	
LC0018	- ± -	-	-	
LC0019	0.365 ± 0.1095	97.7	-0.23	
LC0020	- ± -	-	-	
LC0021	- ± -	-	-	
LC0022	0.382 ± 0.069	102	0.23	
LC0023	- ± -	-	-	
LC0024	0.3496 ± 0.05867	93.6	-0.64	
LC0025	0.382 ± 0.153	102	0.23	

#### Characteristics of parameter

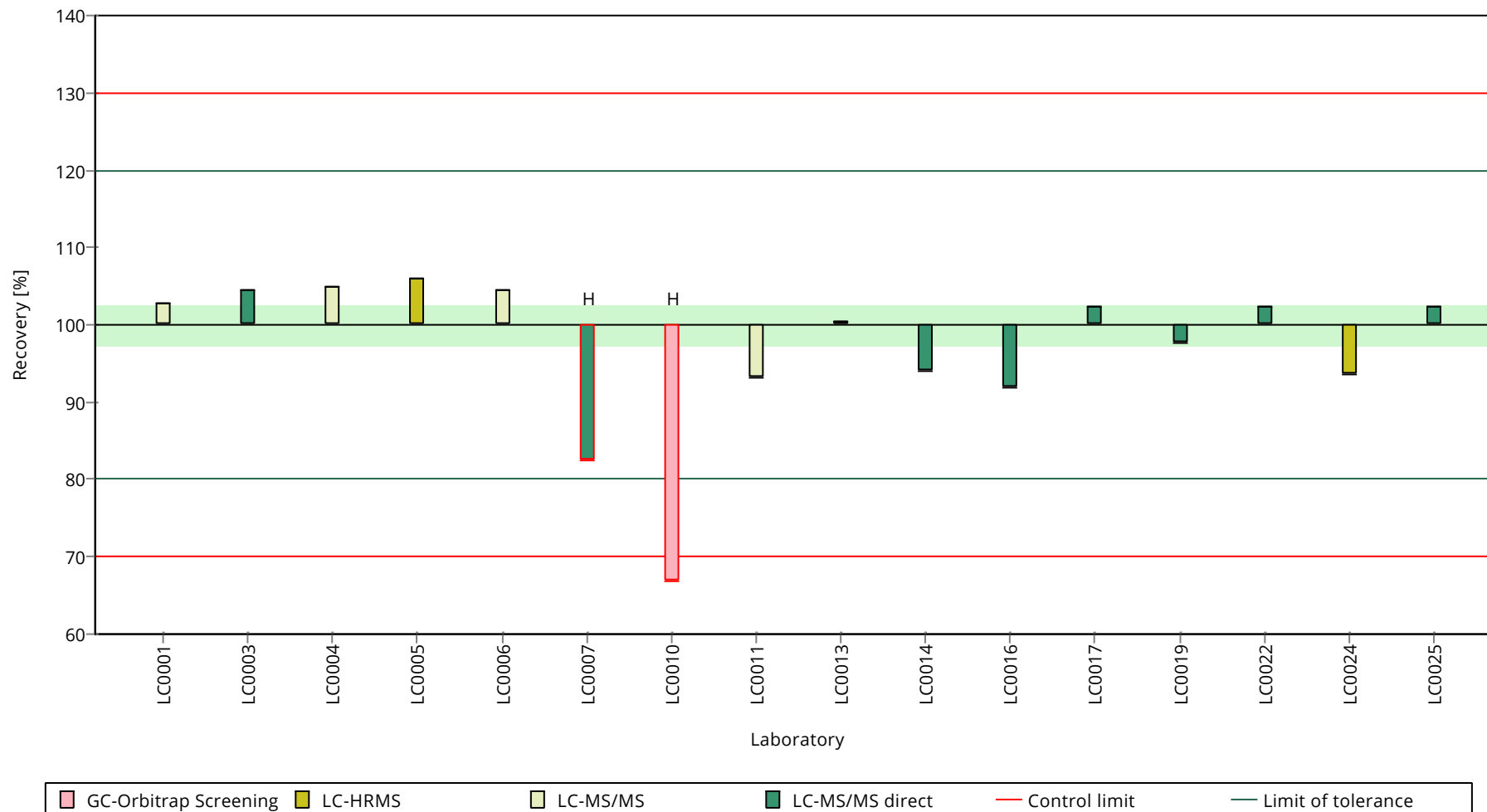
	all results	without outliers	Unit
Mean ± CI (99%)	0.362 ± 0.0286	0.374 ± 0.0148	µg/l
Minimum	0.25	0.343	µg/l
Maximum	0.396	0.396	µg/l
Standard deviation	0.0381	0.0185	µg/l
rel. standard deviation	10.5	4.96	%
n	16	14	-

Graphical presentation of results

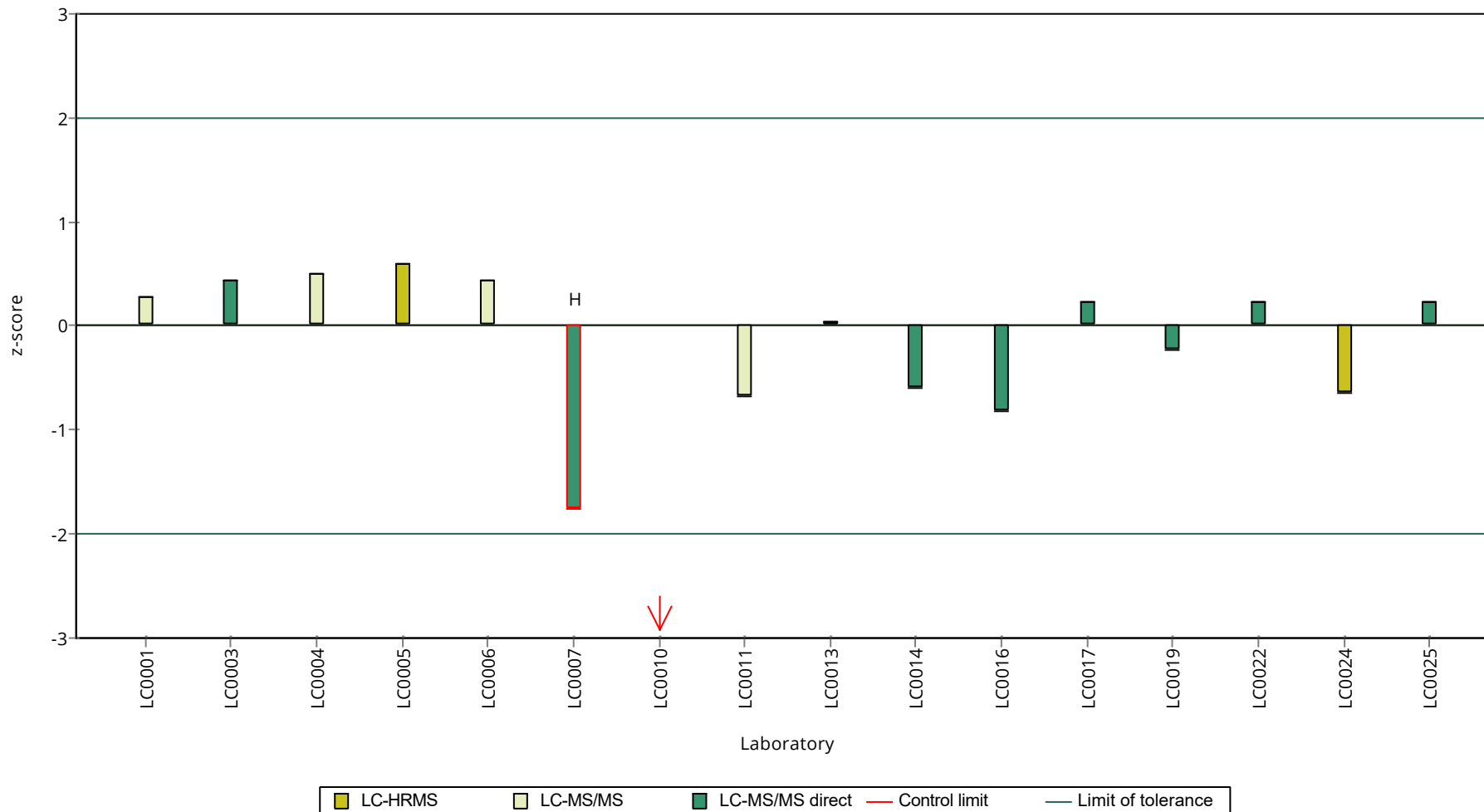
Results



**Recovery rate**



**z-Score**



## Parameter oriented report

### H003 A

#### Nicosulfuron

Unit	µg/l
Assigned value ± U (k=2)	0.286 ± 0.0712
Criterion	0.111 (39 %)
Minimum - Maximum	0.12 - 0.478
Control test value ± U (k=2)	0.148 ± 0.0297

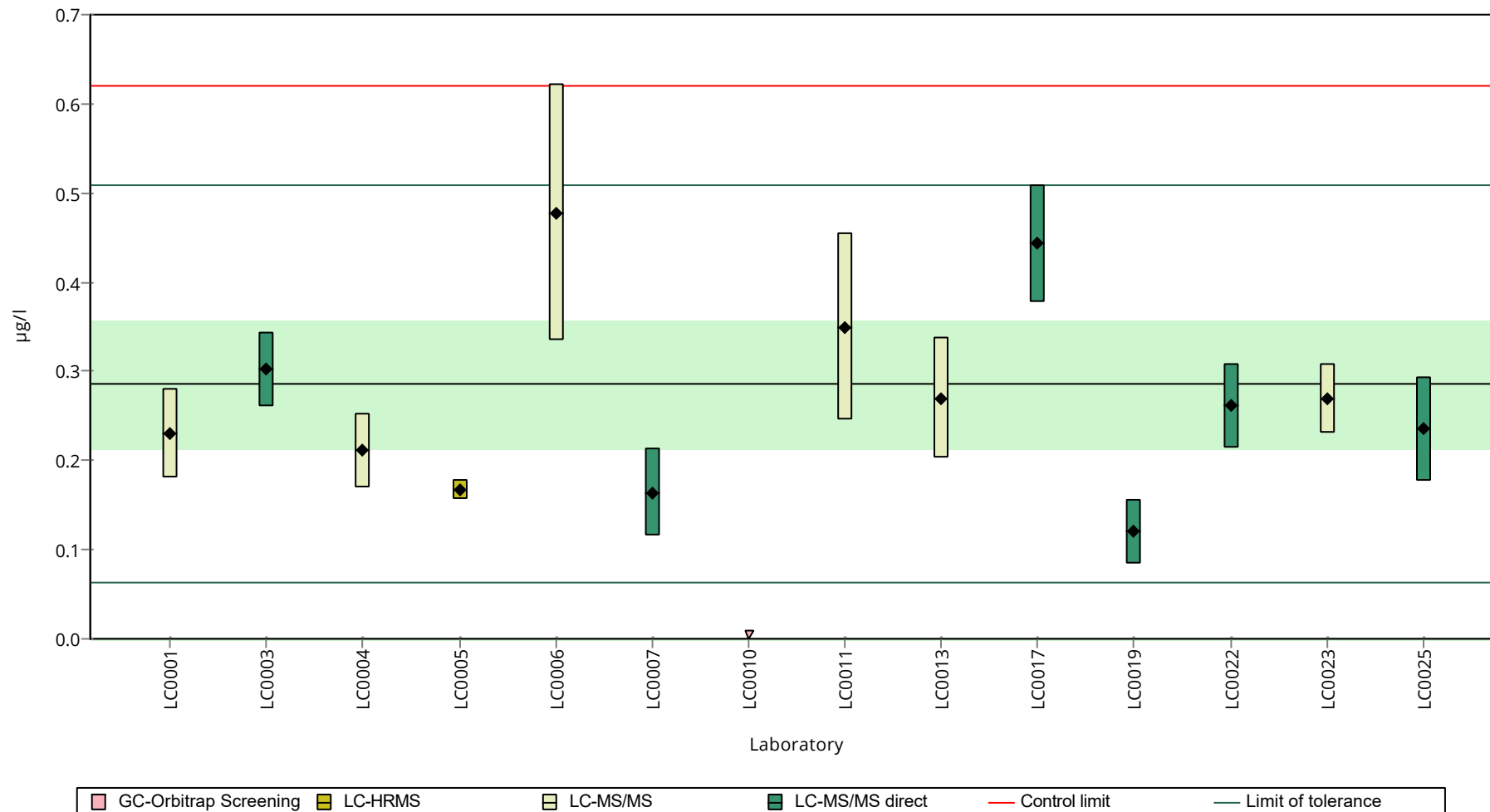
Labcode	Result ± U	Recovery [%]	z-Score	Comments
LC0001	0.231 ± 0.05	80.9	-0.49	
LC0002	- ± -	-	-	
LC0003	0.302 ± 0.0423	106	0.15	
LC0004	0.211 ± 0.042	73.9	-0.67	
LC0005	0.16699 ± 0.01144	58.5	-1.06	
LC0006	0.478 ± 0.1434	167	1.73	
LC0007	0.164 ± 0.049	57.4	-1.09	
LC0008	- ± -	-	-	
LC0009	- ± -	-	-	
LC0010	<0.01 (LOD) ± -	-	-	FN
LC0011	0.35 ± 0.105	123	0.58	
LC0012	- ± -	-	-	
LC0013	0.27 ± 0.0675	94.5	-0.14	
LC0014	- ± -	-	-	
LC0015	- ± -	-	-	
LC0016	- ± -	-	-	
LC0017	0.443 ± 0.066	155	1.41	
LC0018	- ± -	-	-	
LC0019	0.12 ± 0.036	42	-1.49	
LC0020	- ± -	-	-	
LC0021	- ± -	-	-	
LC0022	0.261 ± 0.047	91.4	-0.22	
LC0023	0.269 ± 0.039	94.2	-0.15	
LC0024	- ± -	-	-	
LC0025	0.235 ± 0.059	82.3	-0.45	

#### Characteristics of parameter

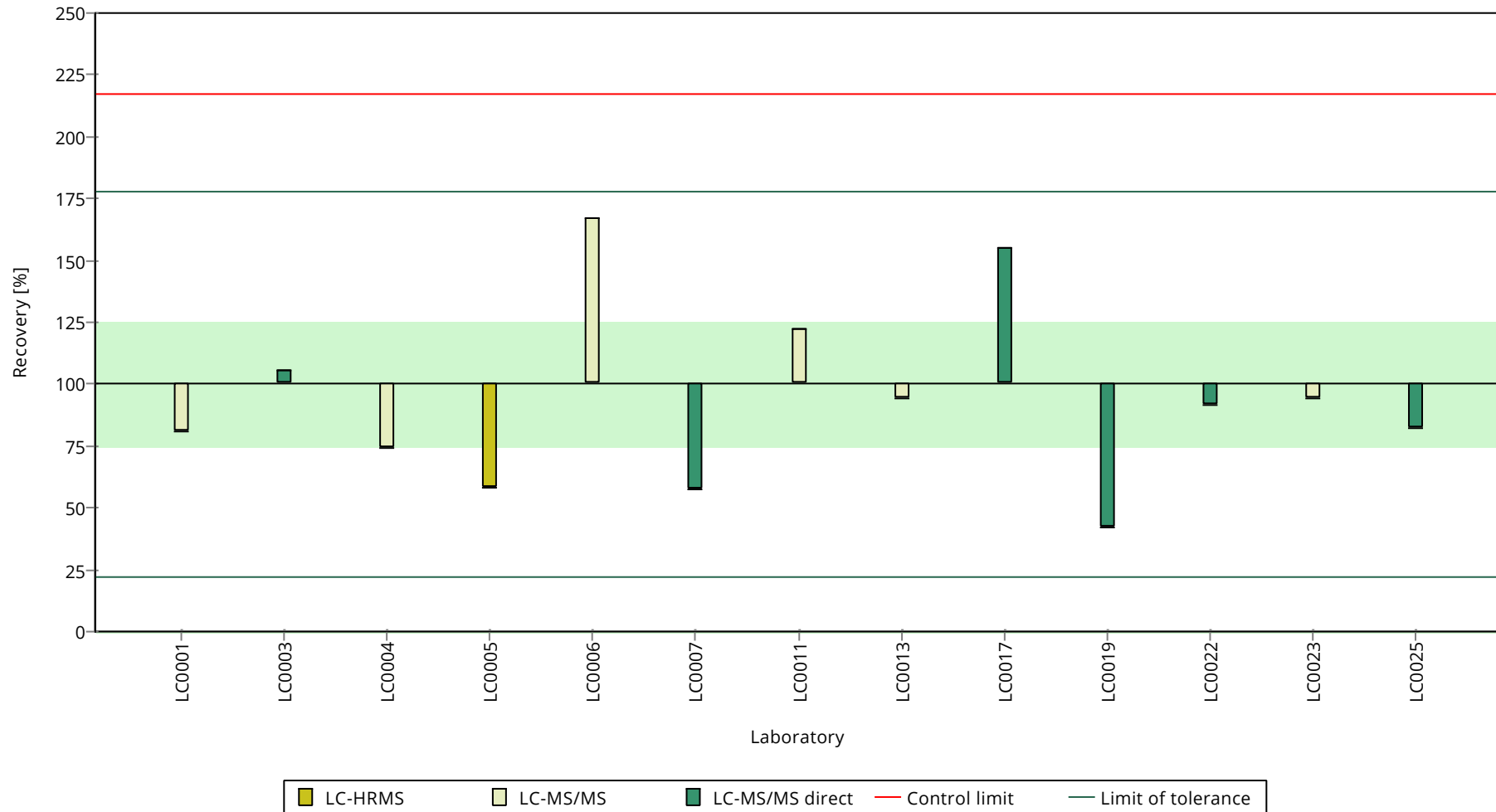
	all results	without outliers	Unit
Mean ± CI (99%)	0.269 ± 0.087	0.269 ± 0.087	µg/l
Minimum	0.12	0.12	µg/l
Maximum	0.478	0.478	µg/l
Standard deviation	0.105	0.105	µg/l
rel. standard deviation	38.8	38.8	%
n	13	13	-

Graphical presentation of results

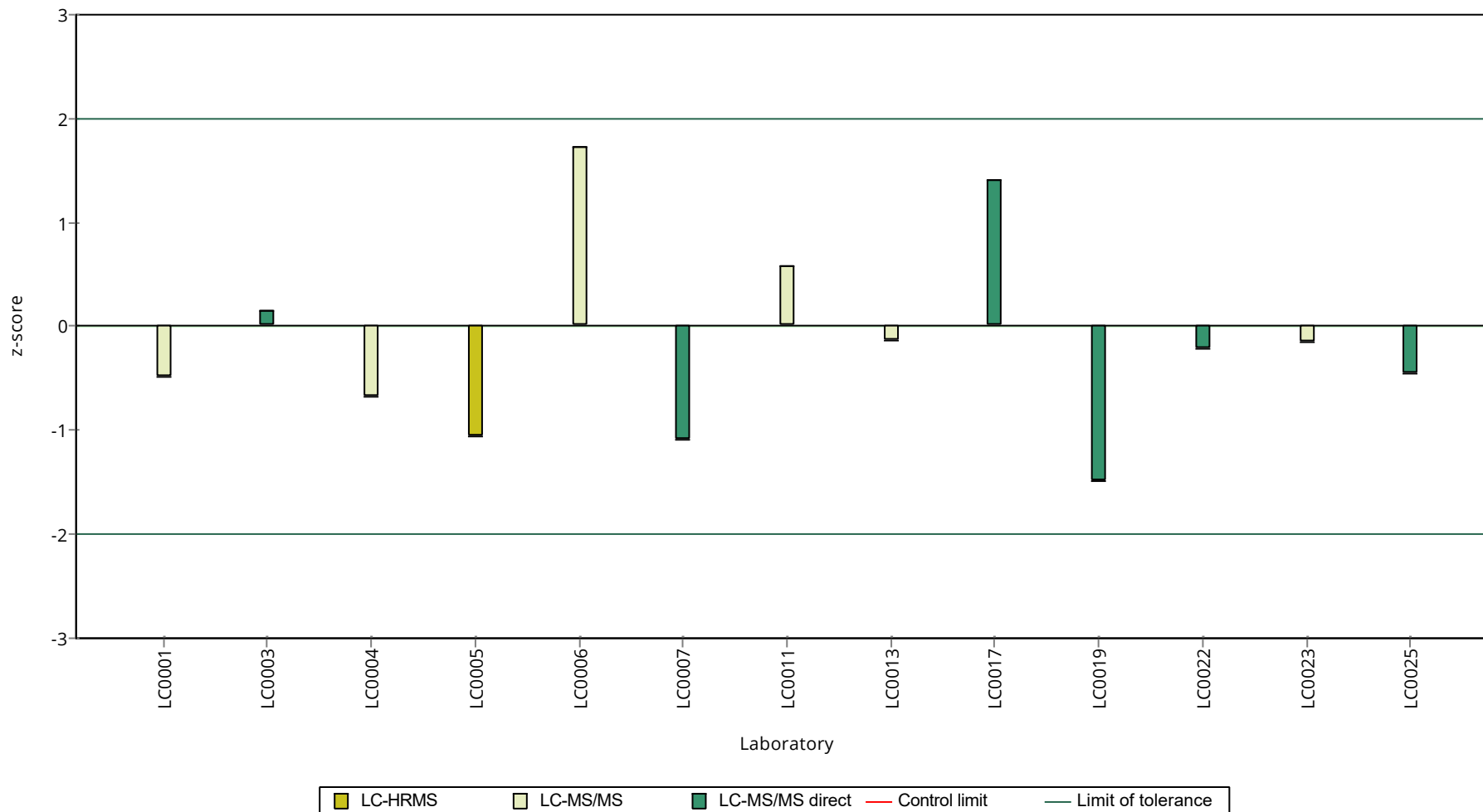
Results



**Recovery rate**



**z-Score**



## Parameter oriented report

### H003 B

#### Nicosulfuron

Unit	µg/l
Assigned value ± U (k=2)	0.88 ± 0.0652
Criterion	0.22 (25 %)
Minimum - Maximum	0.691 - 1.06
Control test value ± U (k=2)	0.668 ± 0.134

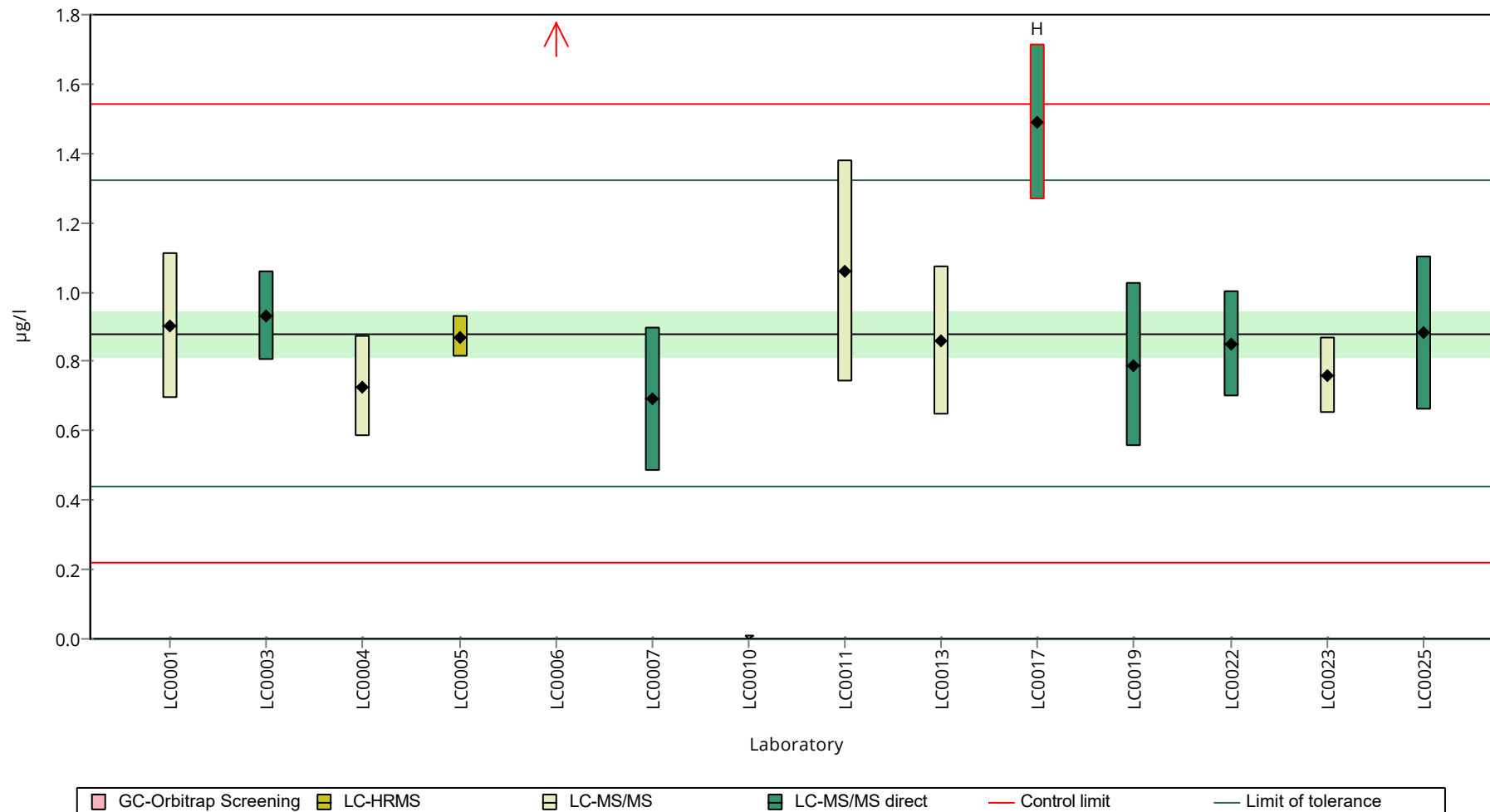
Labcode	Result ± U	Recovery [%]	z-Score	Comments
LC0001	0.902 ± 0.21	102	0.1	
LC0002	- ± -	-	-	
LC0003	0.931 ± 0.13	106	0.23	
LC0004	0.728 ± 0.146	82.7	-0.69	
LC0005	0.8701 ± 0.0596	98.9	-0.05	
LC0006	2.797 ± 0.8391	318	8.71	H
LC0007	0.691 ± 0.207	78.5	-0.86	
LC0008	- ± -	-	-	
LC0009	- ± -	-	-	
LC0010	<0.01 (LOD) ± -	-	-	FN
LC0011	1.06 ± 0.318	120	0.82	
LC0012	- ± -	-	-	
LC0013	0.86 ± 0.215	97.7	-0.09	
LC0014	- ± -	-	-	
LC0015	- ± -	-	-	
LC0016	- ± -	-	-	
LC0017	1.49 ± 0.224	169	2.77	H
LC0018	- ± -	-	-	
LC0019	0.79 ± 0.237	89.8	-0.41	
LC0020	- ± -	-	-	
LC0021	- ± -	-	-	
LC0022	0.849 ± 0.153	96.5	-0.14	
LC0023	0.758 ± 0.11	86.1	-0.56	
LC0024	- ± -	-	-	
LC0025	0.881 ± 0.22	100	0.00	

#### Characteristics of parameter

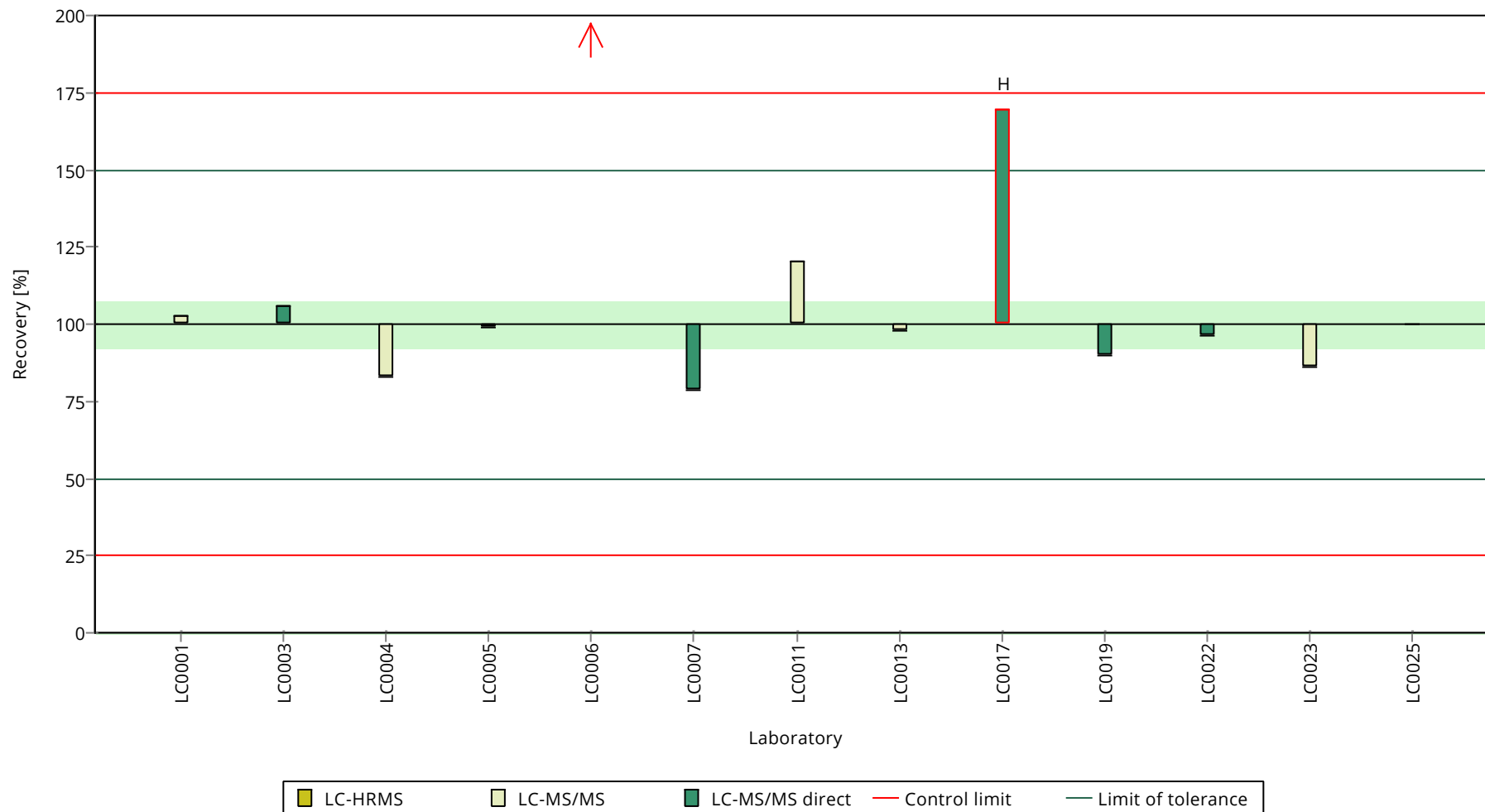
	all results	without outliers	Unit
Mean ± CI (99%)	1.05 ± 0.468	0.847 ± 0.0936	µg/l
Minimum	0.691	0.691	µg/l
Maximum	2.8	1.06	µg/l
Standard deviation	0.563	0.103	µg/l
rel. standard deviation	53.8	12.2	%
n	13	11	-

Graphical presentation of results

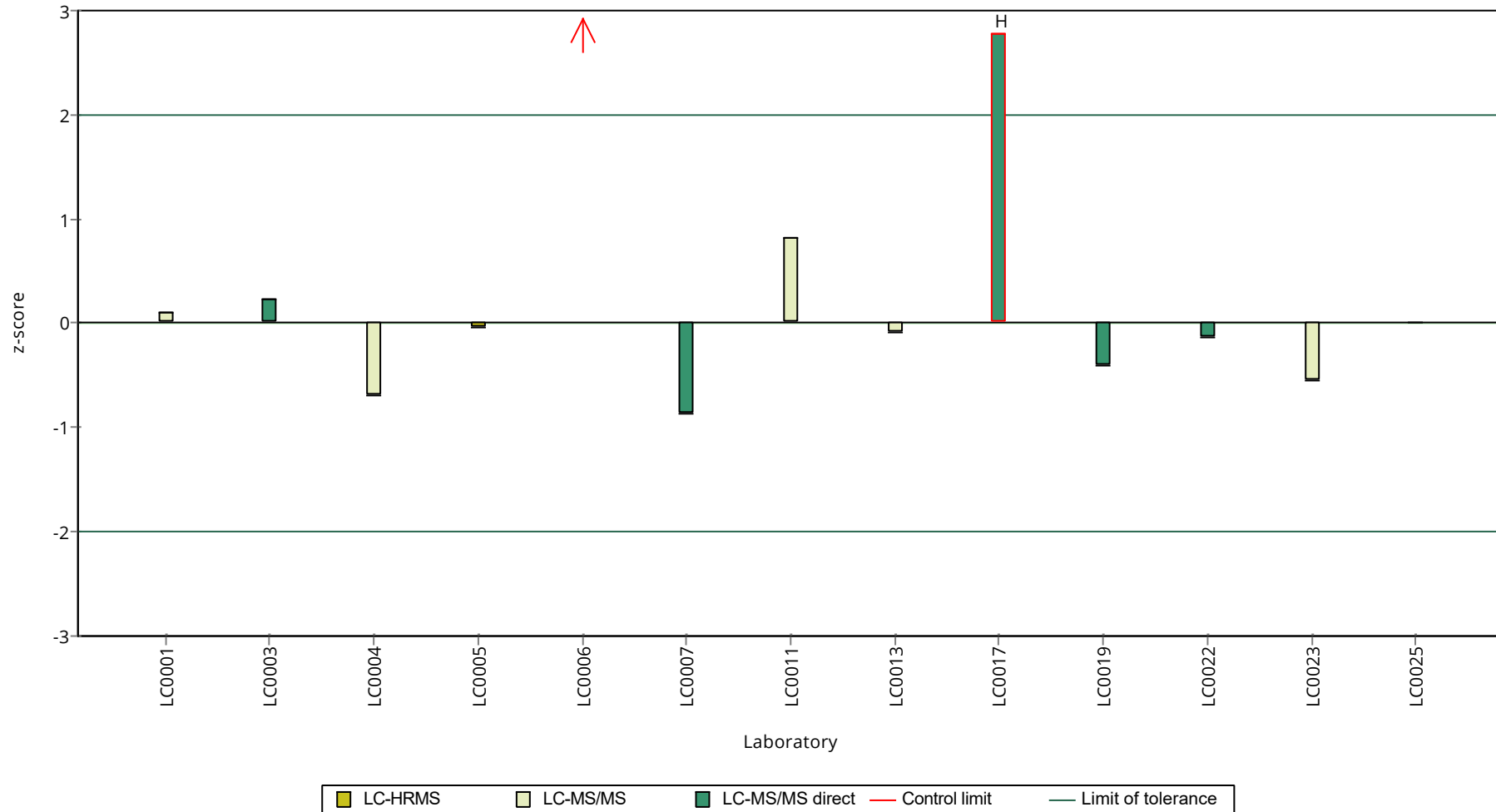
Results



**Recovery rate**



**z-score**



Parameter oriented report Herbicides/pesticides -  
H003

Sample: H003A, Parameter: Prometryn

## Parameter oriented report

### H003 A

#### Prometryn

Unit	µg/l
Assigned value ± U (k=2)	0.429 ± 0.0169
Criterion	0.0558 (13 %)
Minimum - Maximum	0.39 - 0.502
Control test value ± U (k=2)	0.400 ± 0.18

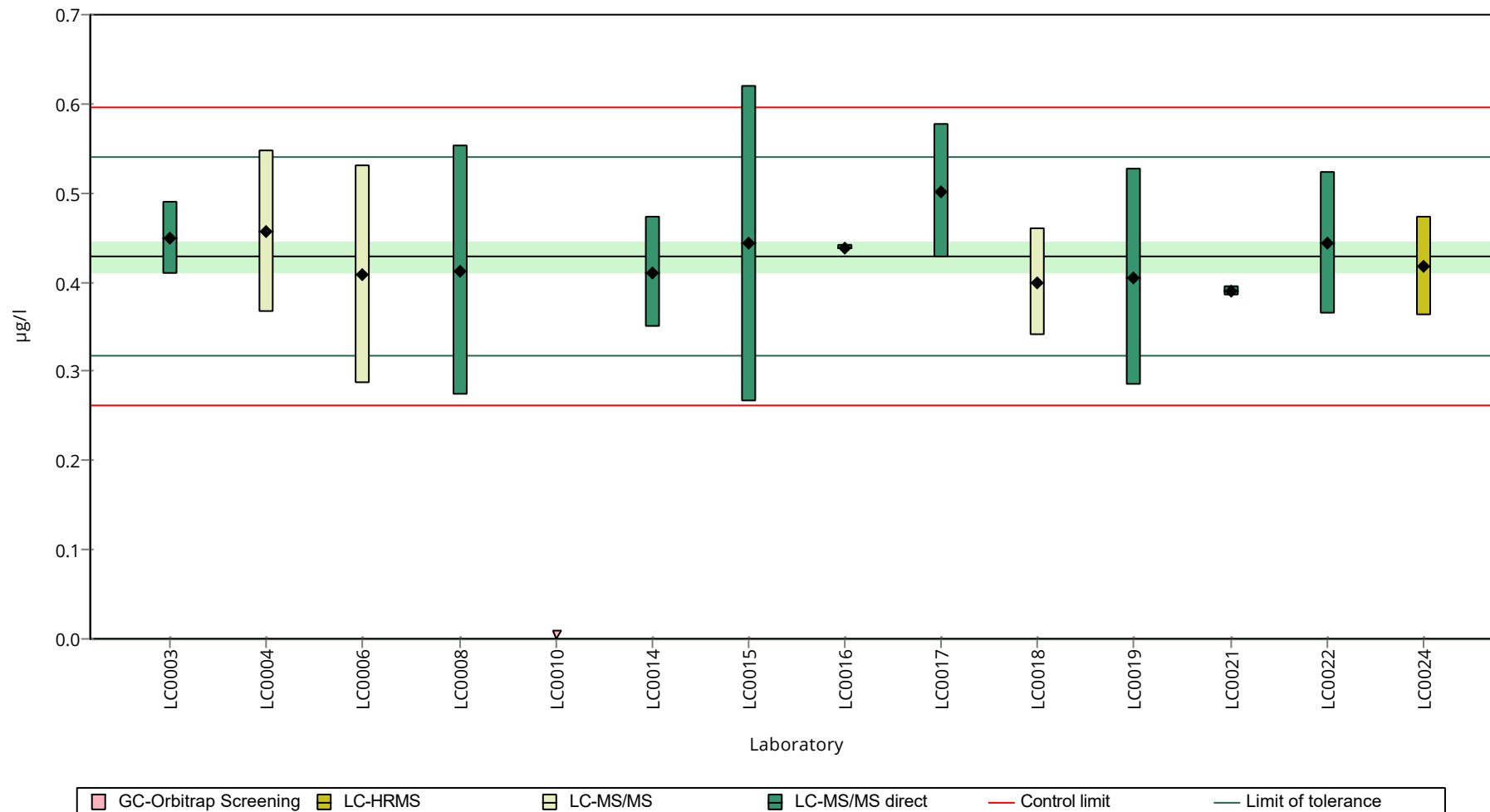
Labcode	Result ± U	Recovery [%]	z-Score	Comments
LC0001	- ± -	-	-	
LC0002	- ± -	-	-	
LC0003	0.449 ± 0.0404	105	0.35	
LC0004	0.457 ± 0.091	106	0.5	
LC0005	- ± -	-	-	
LC0006	0.409 ± 0.1227	95.3	-0.36	
LC0007	- ± -	-	-	
LC0008	0.413 ± 0.14	96.2	-0.29	
LC0009	- ± -	-	-	
LC0010	<0.01 (LOD) ± -	-	-	FN
LC0011	- ± -	-	-	
LC0012	- ± -	-	-	
LC0013	- ± -	-	-	
LC0014	0.411 ± 0.062	95.8	-0.33	
LC0015	0.443 ± 0.177	103	0.25	
LC0016	0.439 ± 0.003	102	0.18	
LC0017	0.502 ± 0.075	117	1.3	
LC0018	0.4 ± 0.06	93.2	-0.52	
LC0019	0.405 ± 0.1215	94.4	-0.43	
LC0020	- ± -	-	-	
LC0021	0.39 ± 0.006	90.9	-0.7	
LC0022	0.444 ± 0.08	103	0.26	
LC0023	- ± -	-	-	
LC0024	0.4179 ± 0.05566	97.4	-0.2	
LC0025	- ± -	-	-	

#### Characteristics of parameter

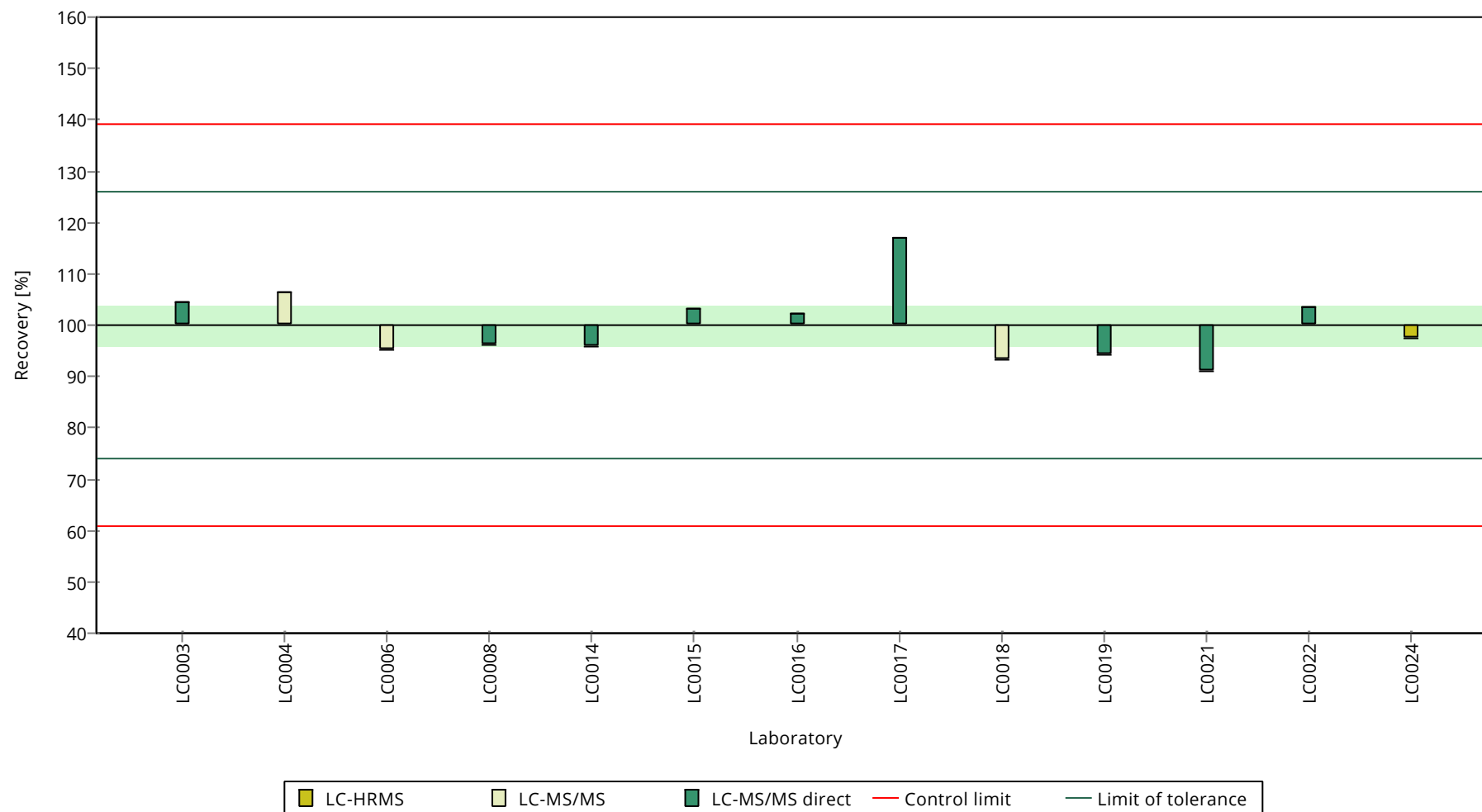
	all results	without outliers	Unit
Mean ± CI (99%)	0.429 ± 0.0253	0.429 ± 0.0253	µg/l
Minimum	0.39	0.39	µg/l
Maximum	0.502	0.502	µg/l
Standard deviation	0.0304	0.0304	µg/l
rel. standard deviation	7.08	7.08	%
n	13	13	-

**Graphical presentation of results**

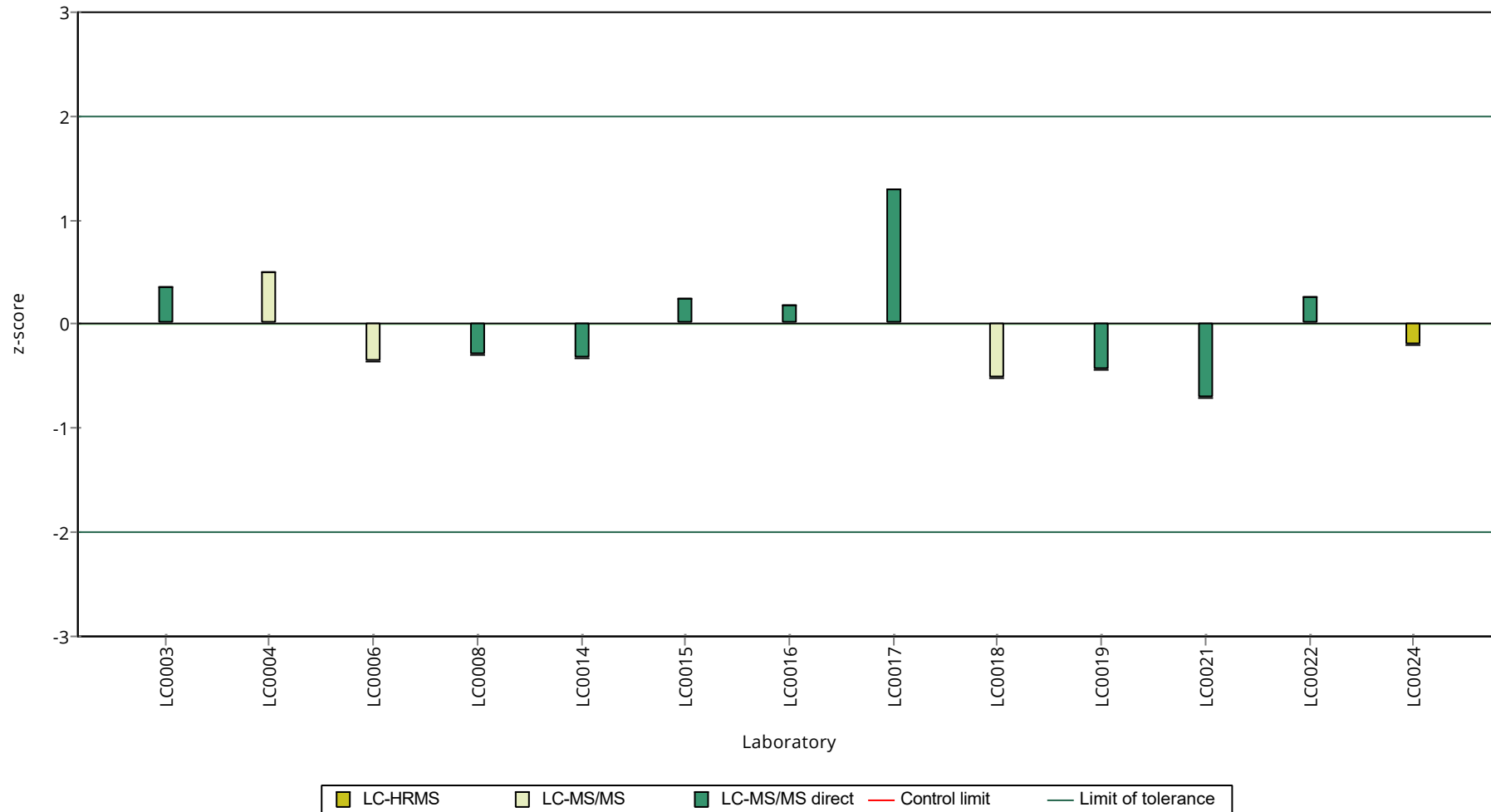
**Results**



**Recovery rate**



**z-Score**



Parameter oriented report Herbicides/pesticides -  
H003

Sample: H003B, Parameter: Prometryn

## Parameter oriented report

### H003 B

#### Prometryn

Unit	µg/l
Assigned value ± U (k=2)	0.164 ± 0.00618
Criterion	0.0213 (13 %)
Minimum - Maximum	0.145 - 0.184
Control test value ± U (k=2)	0.145 ± 0.0651

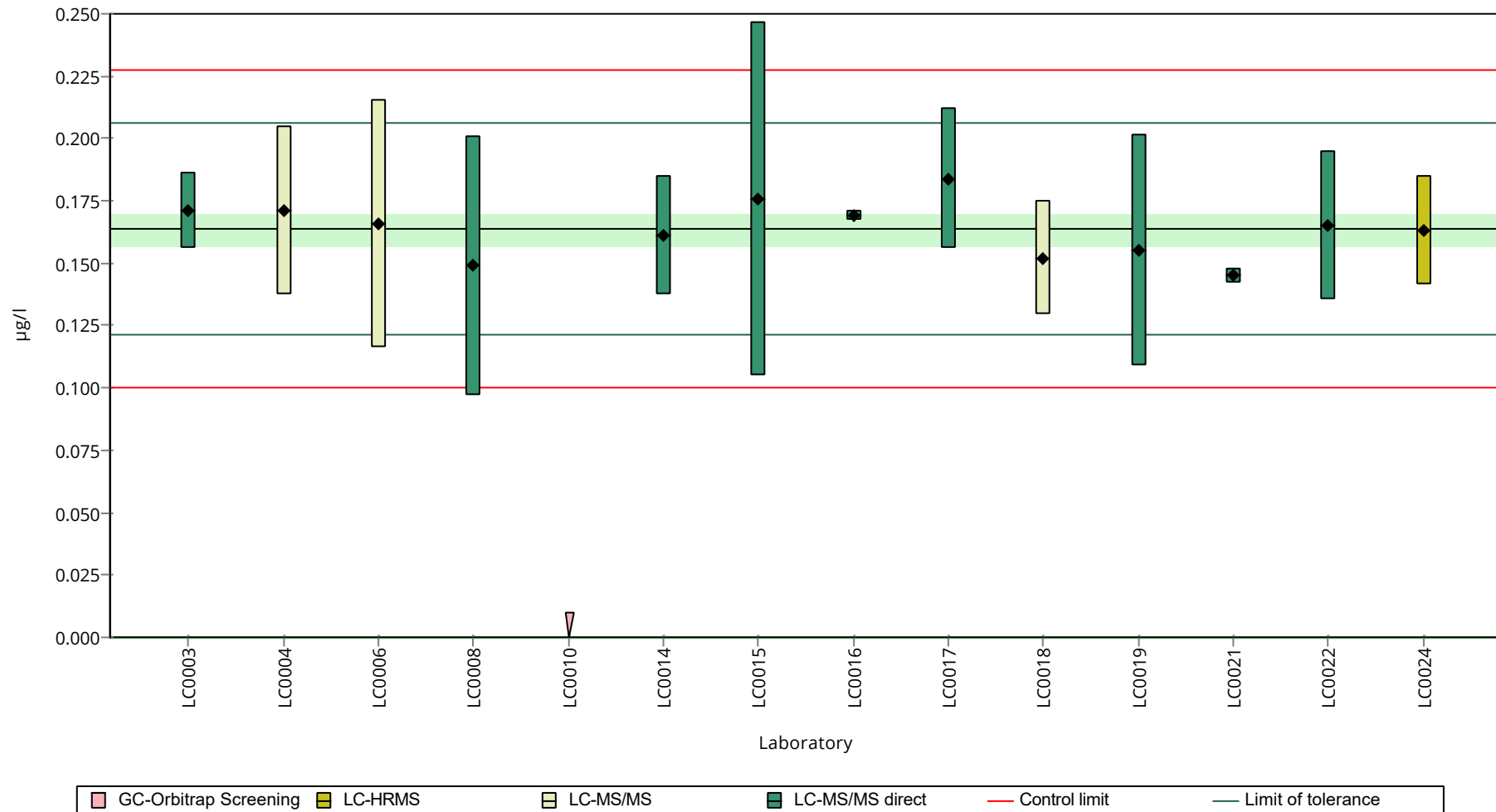
Labcode	Result ± U	Recovery [%]	z-Score	Comments
LC0001	- ± -	-	-	
LC0002	- ± -	-	-	
LC0003	0.171 ± 0.0153	105	0.35	
LC0004	0.171 ± 0.034	105	0.35	
LC0005	- ± -	-	-	
LC0006	0.166 ± 0.0498	101	0.11	
LC0007	- ± -	-	-	
LC0008	0.149 ± 0.052	91.1	-0.69	
LC0009	- ± -	-	-	
LC0010	<0.01 (LOD) ± -	-	-	FN
LC0011	- ± -	-	-	
LC0012	- ± -	-	-	
LC0013	- ± -	-	-	
LC0014	0.161 ± 0.024	98.4	-0.12	
LC0015	0.176 ± 0.071	108	0.58	
LC0016	0.169 ± 0.002	103	0.25	
LC0017	0.184 ± 0.028	112	0.96	
LC0018	0.152 ± 0.023	92.9	-0.55	
LC0019	0.155 ± 0.0465	94.7	-0.41	
LC0020	- ± -	-	-	
LC0021	0.145 ± 0.003	88.6	-0.88	
LC0022	0.165 ± 0.03	101	0.06	
LC0023	- ± -	-	-	
LC0024	0.1631 ± 0.02173	99.7	-0.02	
LC0025	- ± -	-	-	

#### Characteristics of parameter

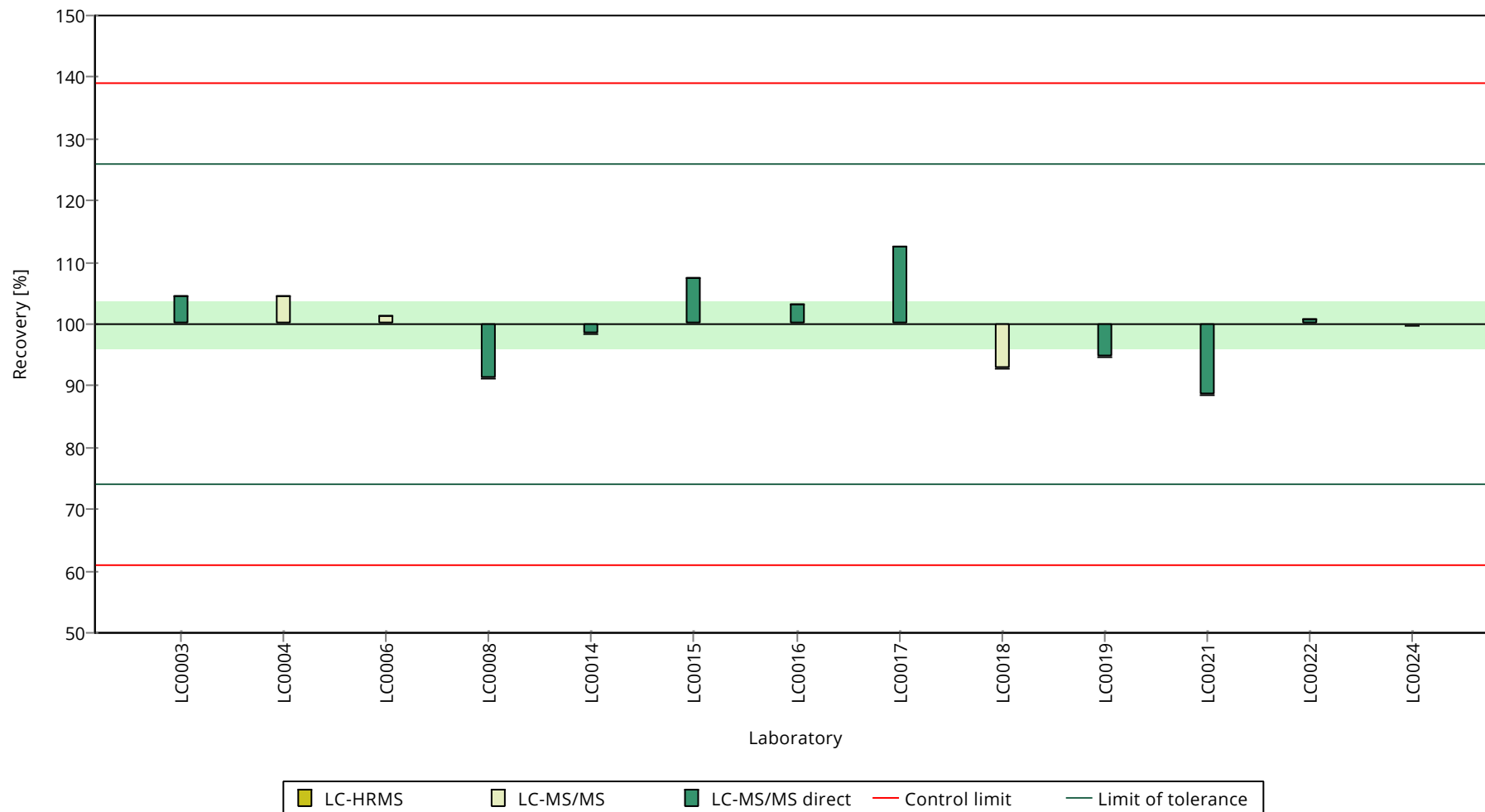
	all results	without outliers	Unit
Mean ± CI (99%)	0.164 ± 0.00927	0.164 ± 0.00927	µg/l
Minimum	0.145	0.145	µg/l
Maximum	0.184	0.184	µg/l
Standard deviation	0.0111	0.0111	µg/l
rel. standard deviation	6.81	6.81	%
n	13	13	-

**Graphical presentation of results**

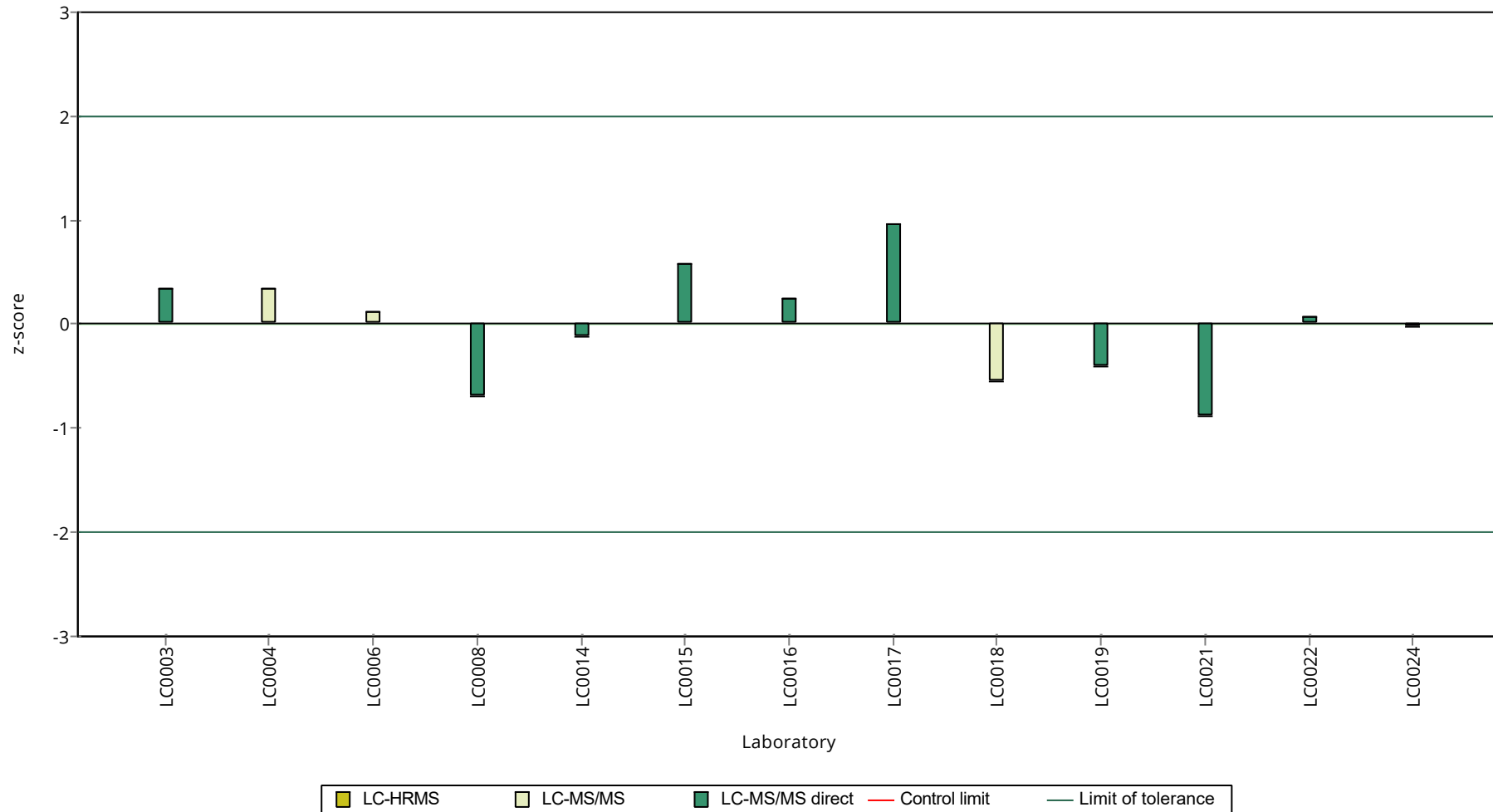
**Results**



**Recovery rate**



**z-Score**



Parameter oriented report Herbicides/pesticides - H003

Sample: H003A, Parameter: Propazine

## Parameter oriented report

### H003 A

#### Propazine

Unit	µg/l
Assigned value ± U (k=2)	0.229 ± 0.00751
Criterion	0.0297 (13 %)
Minimum - Maximum	0.198 - 0.252
Control test value ± U (k=2)	0.188 ± 0.0657

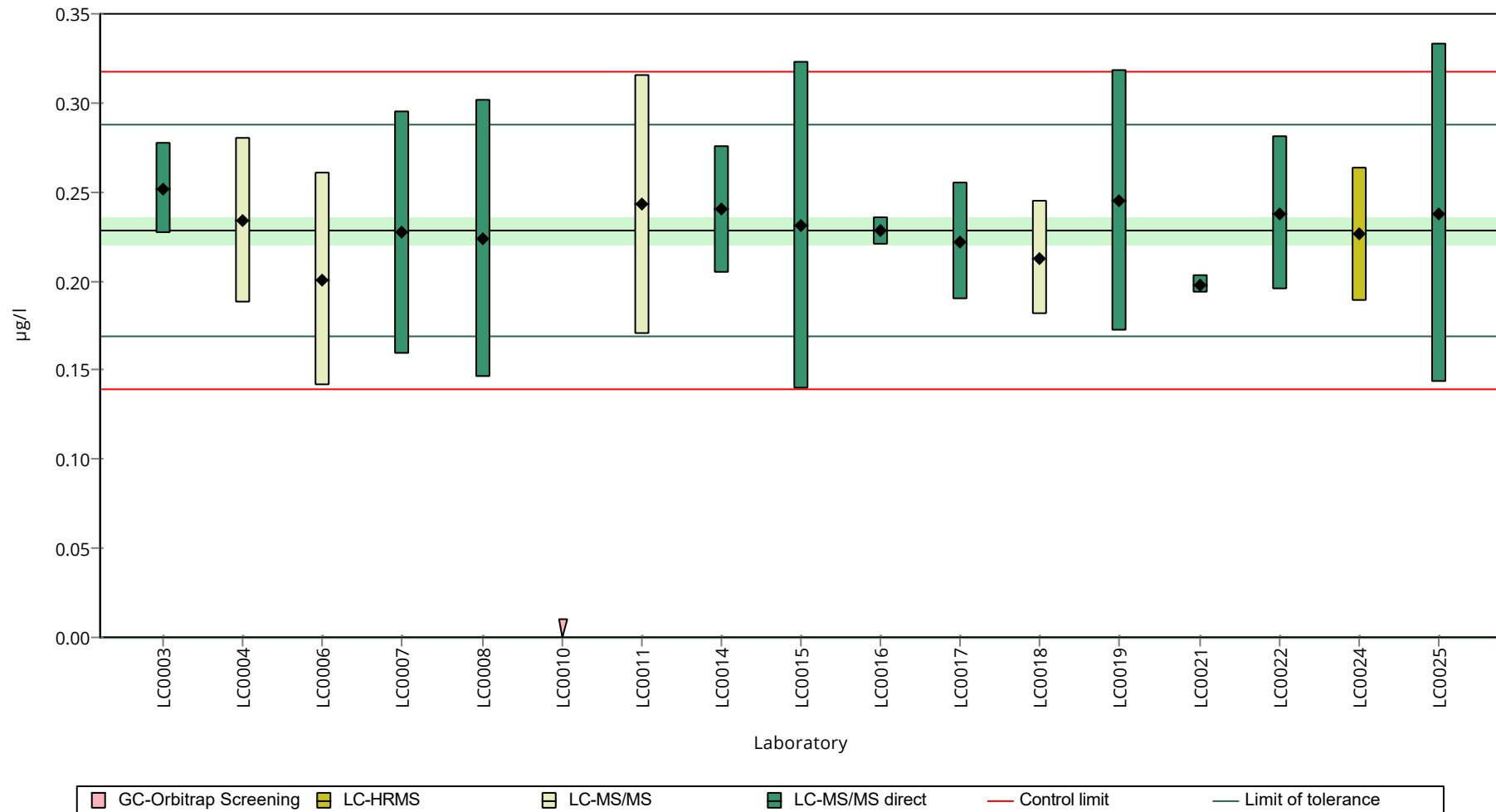
Labcode	Result ± U	Recovery [%]	z-Score	Comments
LC0001	- ± -	-	-	
LC0002	- ± -	-	-	
LC0003	0.252 ± 0.0252	110	0.78	
LC0004	0.234 ± 0.046	102	0.18	
LC0005	- ± -	-	-	
LC0006	0.201 ± 0.0603	87.9	-0.93	
LC0007	0.227 ± 0.068	99.2	-0.06	
LC0008	0.224 ± 0.078	97.9	-0.16	
LC0009	- ± -	-	-	
LC0010	<0.01 (LOD) ± -	-	-	FN
LC0011	0.243 ± 0.0729	106	0.48	
LC0012	- ± -	-	-	
LC0013	- ± -	-	-	
LC0014	0.24 ± 0.036	105	0.38	
LC0015	0.231 ± 0.092	101	0.08	
LC0016	0.228 ± 0.008	99.7	-0.03	
LC0017	0.222 ± 0.033	97	-0.23	
LC0018	0.213 ± 0.032	93.1	-0.53	
LC0019	0.245 ± 0.0735	107	0.55	
LC0020	- ± -	-	-	
LC0021	0.198 ± 0.005	86.6	-1.03	
LC0022	0.238 ± 0.043	104	0.31	
LC0023	- ± -	-	-	
LC0024	0.2262 ± 0.03769	98.9	-0.09	
LC0025	0.238 ± 0.095	104	0.31	

#### Characteristics of parameter

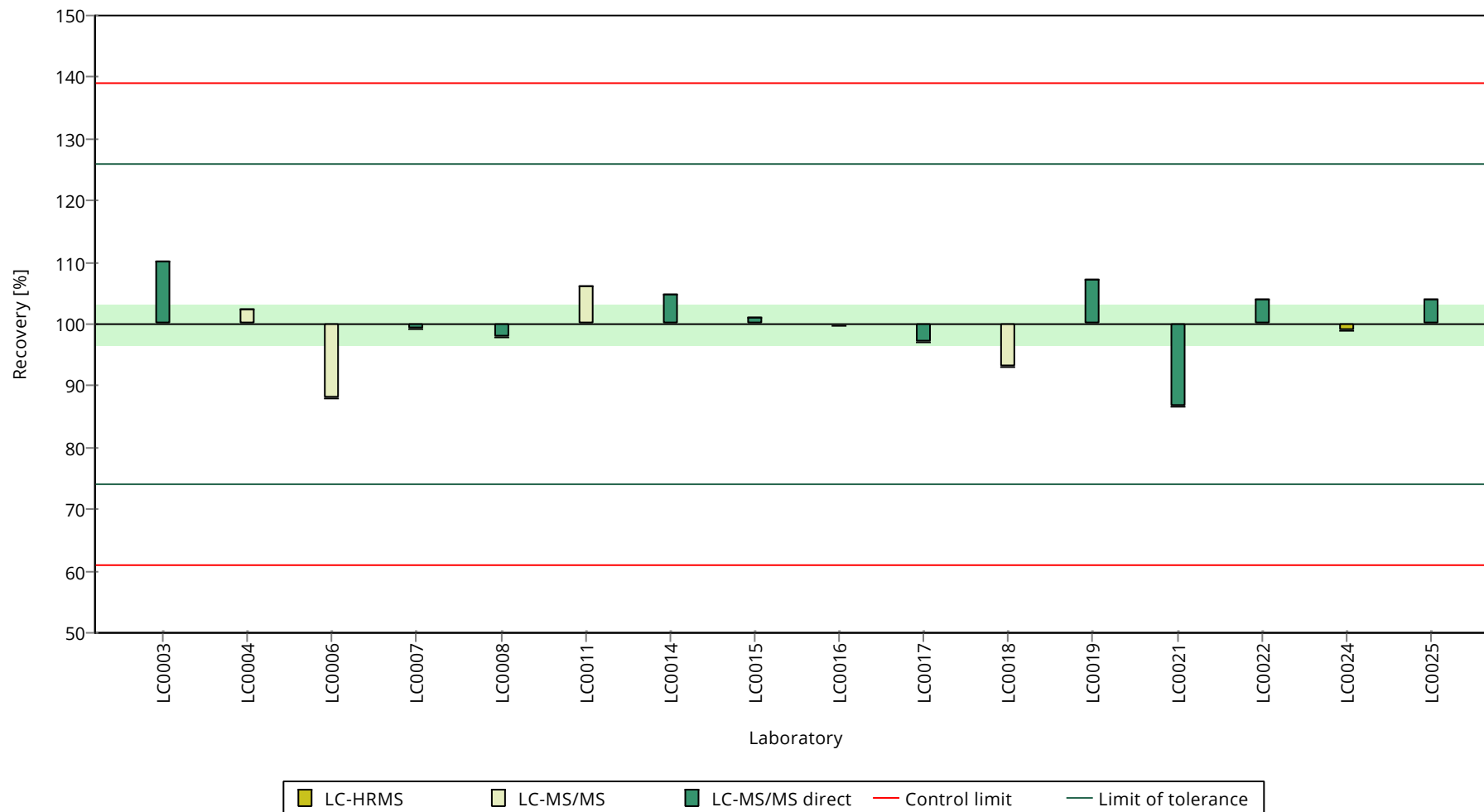
	all results	without outliers	Unit
Mean ± CI (99%)	0.229 ± 0.0113	0.229 ± 0.0113	µg/l
Minimum	0.198	0.198	µg/l
Maximum	0.252	0.252	µg/l
Standard deviation	0.015	0.015	µg/l
rel. standard deviation	6.56	6.56	%
n	16	16	-

Graphical presentation of results

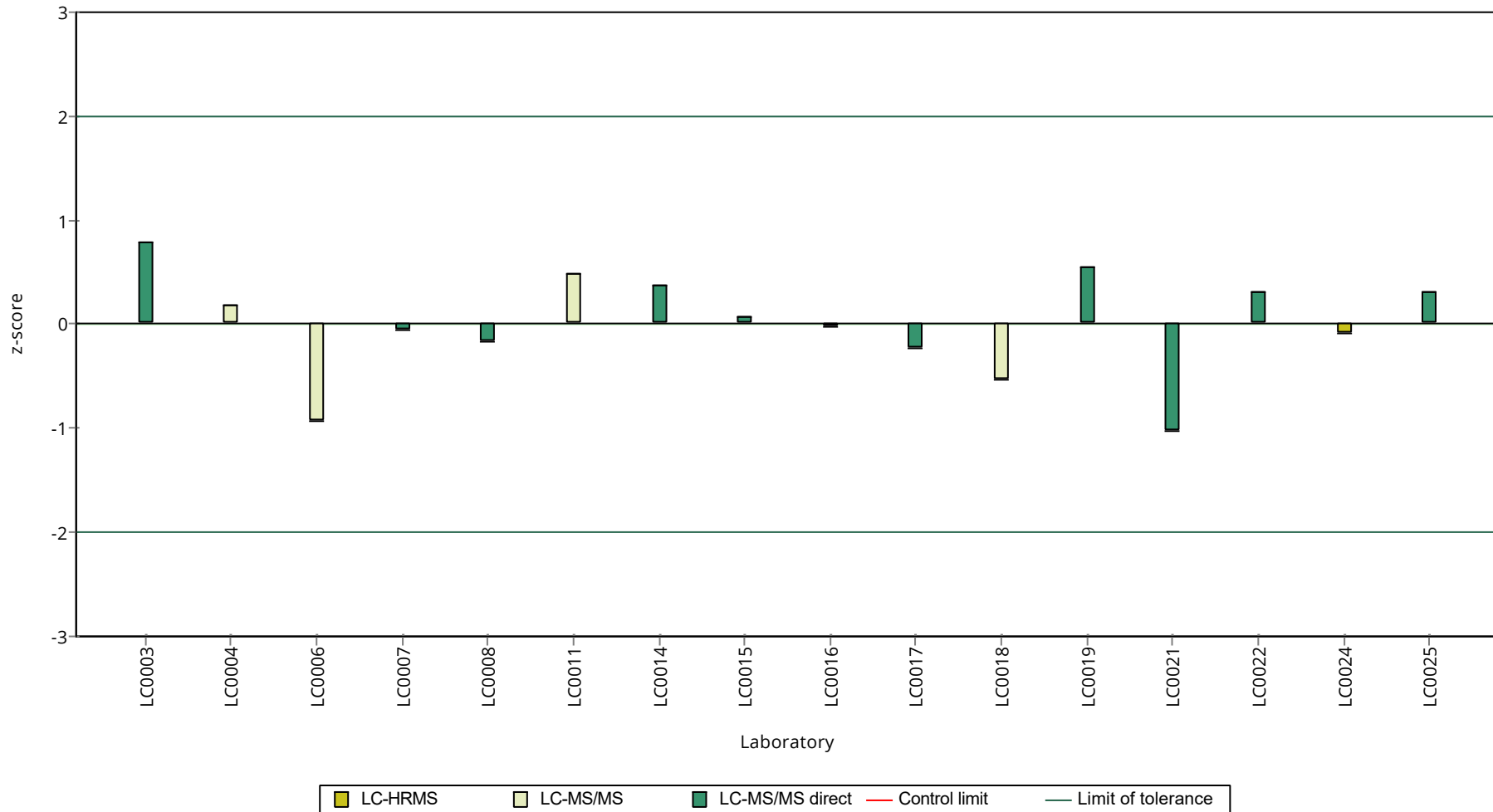
Results



**Recovery rate**



**z-Score**



Parameter oriented report Herbicides/pesticides -  
H003

Sample: H003B, Parameter: Propazine

## Parameter oriented report

### H003 B

#### Propazine

Unit	µg/l
Assigned value ± U (k=2)	0.108 ± 0.0054
Criterion	0.014 (13 %)
Minimum - Maximum	0.0959 - 0.132
Control test value ± U (k=2)	0.0830 ± 0.0291

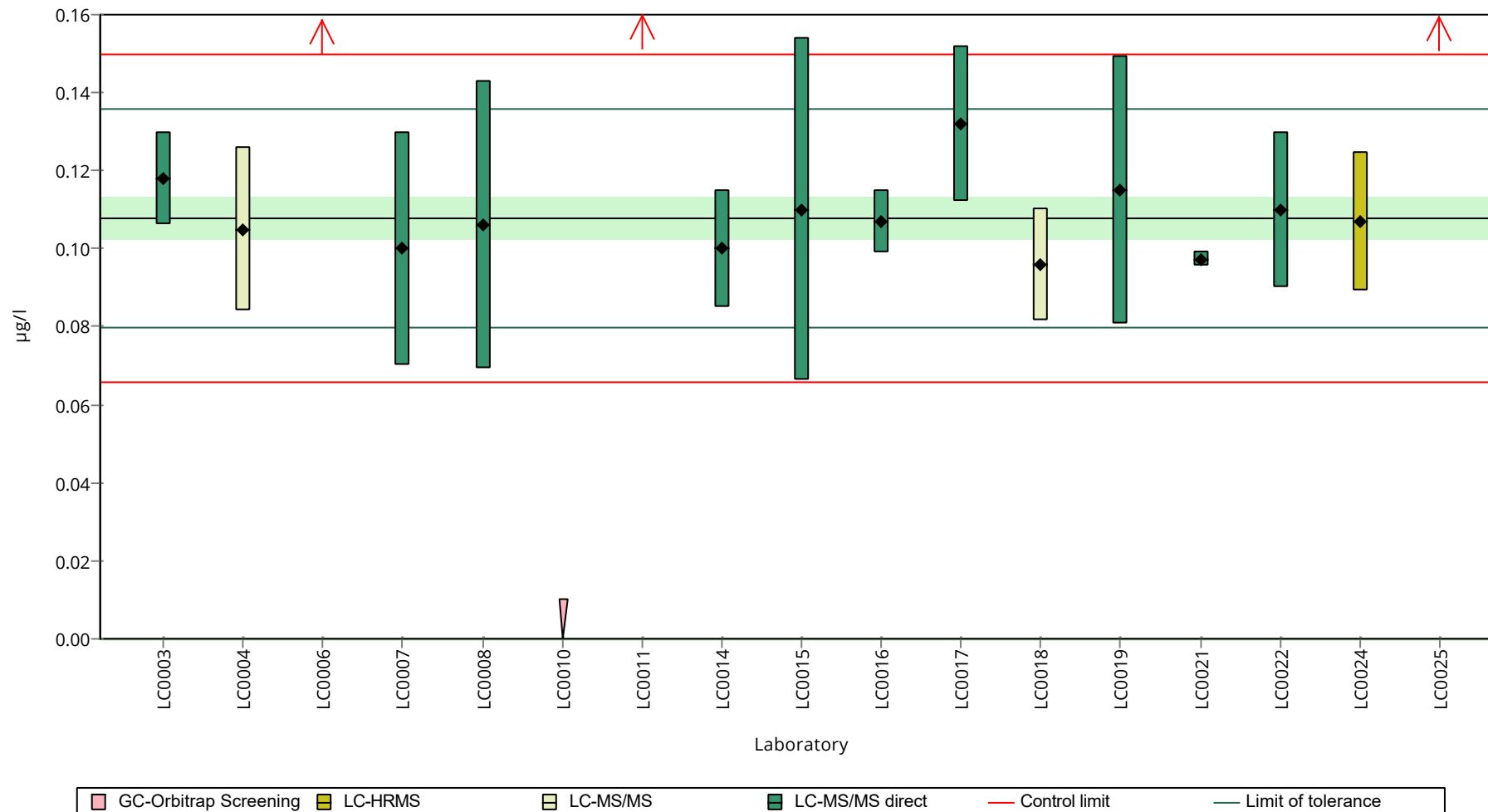
Labcode	Result ± U	Recovery [%]	z-Score	Comments
LC0001	- ± -	-	-	
LC0002	- ± -	-	-	
LC0003	0.118 ± 0.0118	109	0.72	
LC0004	0.105 ± 0.021	97.3	-0.21	
LC0005	- ± -	-	-	
LC0006	0.185 ± 0.0555	171	5.49	H
LC0007	0.1 ± 0.03	92.7	-0.57	
LC0008	0.106 ± 0.037	98.2	-0.14	
LC0009	- ± -	-	-	
LC0010	<0.01 (LOD) ± -	-	-	FN
LC0011	0.205 ± 0.0615	190	6.92	H
LC0012	- ± -	-	-	
LC0013	- ± -	-	-	
LC0014	0.1 ± 0.015	92.7	-0.57	
LC0015	0.11 ± 0.044	102	0.15	
LC0016	0.107 ± 0.008	99.1	-0.07	
LC0017	0.132 ± 0.02	122	1.72	
LC0018	0.0959 ± 0.0144	88.9	-0.86	
LC0019	0.115 ± 0.0345	107	0.5	
LC0020	- ± -	-	-	
LC0021	0.0973 ± 0.002	90.2	-0.76	
LC0022	0.11 ± 0.02	102	0.15	
LC0023	- ± -	-	-	
LC0024	0.1069 ± 0.01781	99	-0.07	
LC0025	0.212 ± 0.085	196	7.42	H

#### Characteristics of parameter

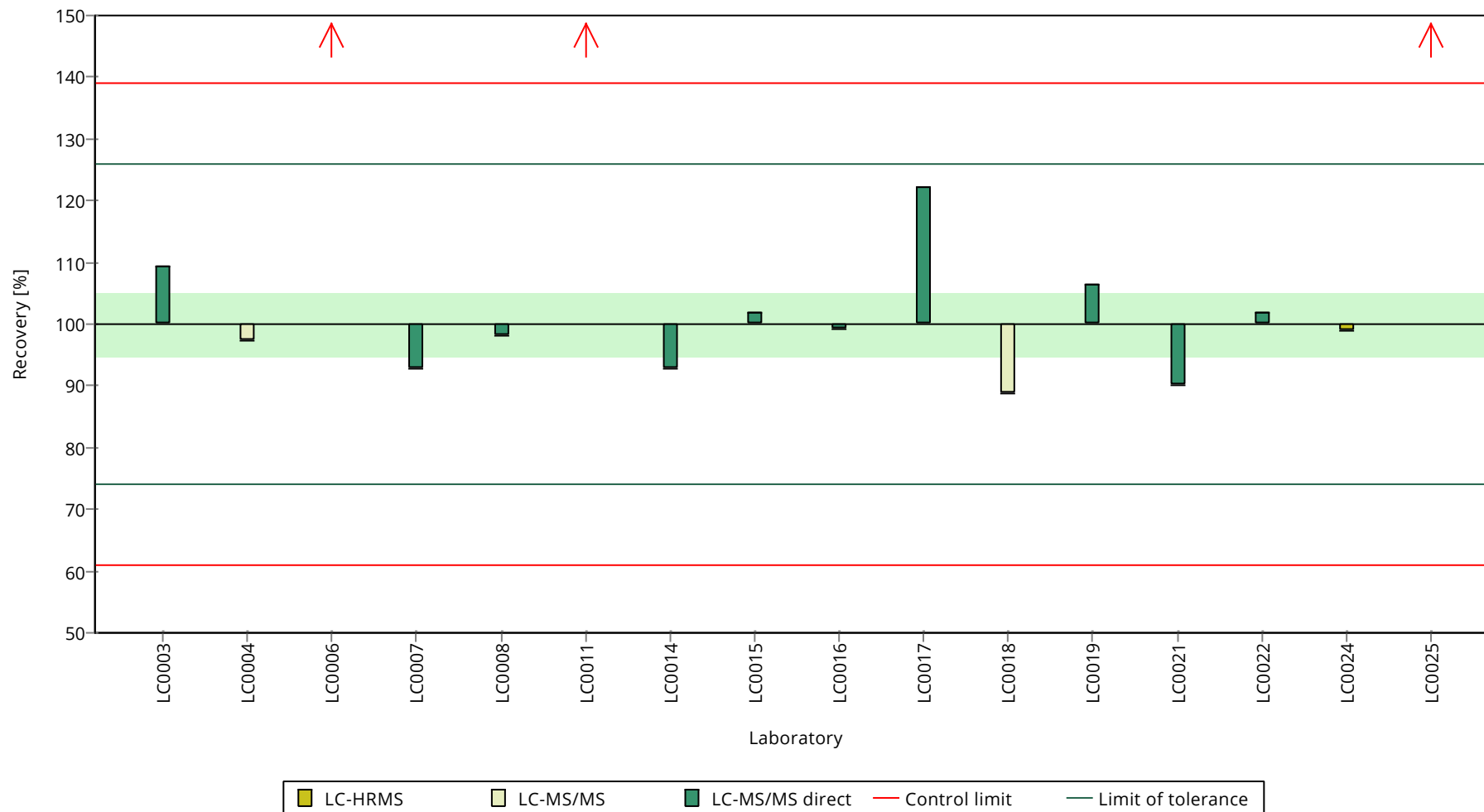
	all results	without outliers	Unit
Mean ± CI (99%)	0.125 ± 0.029	0.108 ± 0.0081	µg/l
Minimum	0.0959	0.0959	µg/l
Maximum	0.212	0.132	µg/l
Standard deviation	0.0387	0.00973	µg/l
rel. standard deviation	30.9	9.02	%
n	16	13	-

Graphical presentation of results

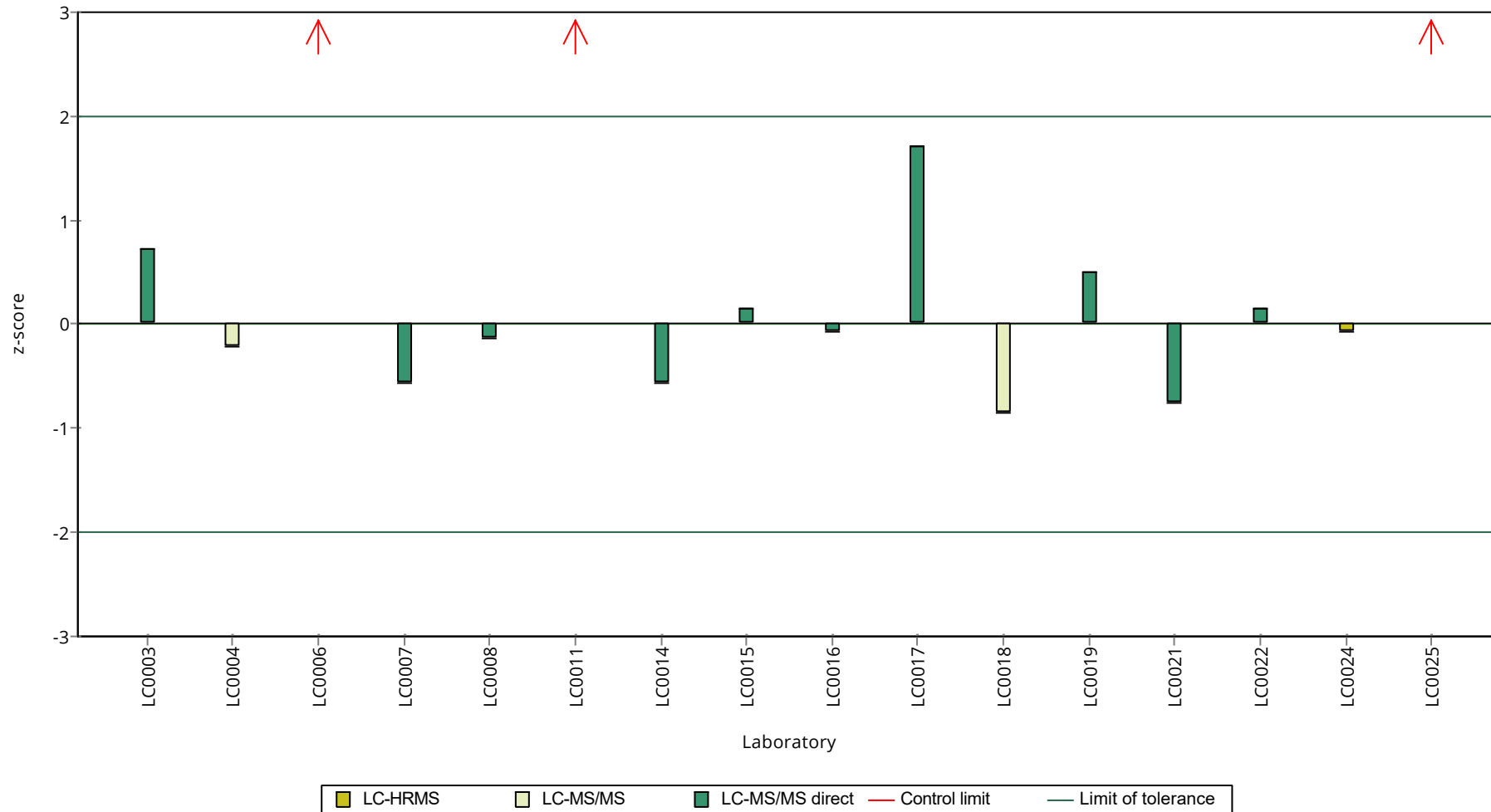
Results



**Recovery rate**



**z-score**



Parameter oriented report Herbicides/pesticides - H003

Sample: H003A, Parameter: s-Metolachlor Metabolite CGA 368208

## Parameter oriented report

### H003 A

#### s-Metolachlor Metabolite CGA 368208

Unit  $\mu\text{g/l}$   
Assigned value  $\pm U$  (k=2)  $0.421 \pm 0.0406$   
Criterion  $0.059$  (14 %)  
Minimum - Maximum  $0.303 - 0.488$   
Control test value  $\pm U$  (k=2)  $0.400 \pm 0.0799$

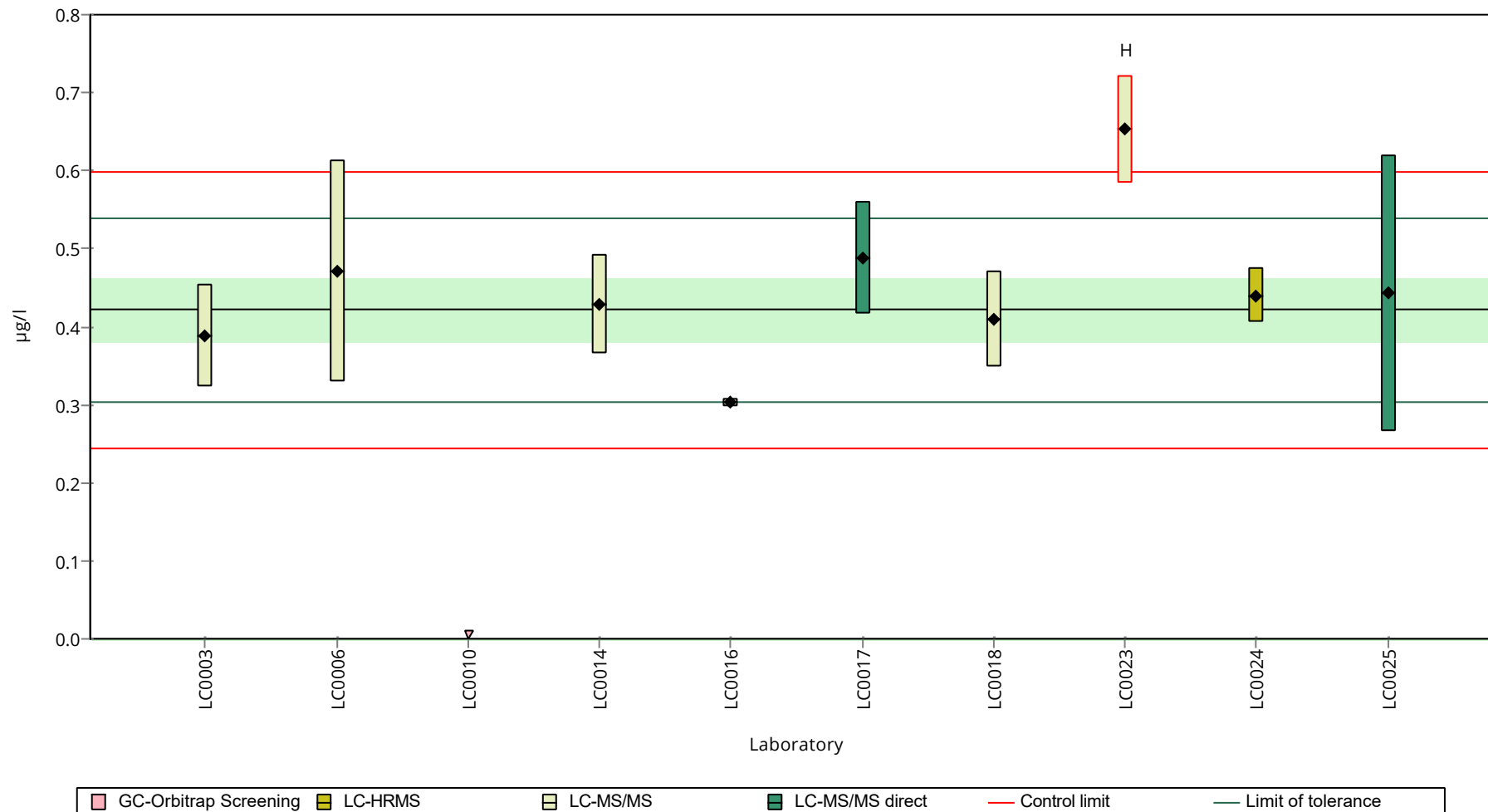
Labcode	Result $\pm U$	Recovery [%]	z-Score	Comments
LC0001	- $\pm$ -	-	-	
LC0002	- $\pm$ -	-	-	
LC0003	$0.388 \pm 0.0659$	92.1	-0.57	
LC0004	- $\pm$ -	-	-	
LC0005	- $\pm$ -	-	-	
LC0006	$0.471 \pm 0.1413$	112	0.84	
LC0007	- $\pm$ -	-	-	
LC0008	- $\pm$ -	-	-	
LC0009	- $\pm$ -	-	-	
LC0010	<0.01 (LOD) $\pm$ -	-	-	FN
LC0011	- $\pm$ -	-	-	
LC0012	- $\pm$ -	-	-	
LC0013	- $\pm$ -	-	-	
LC0014	$0.429 \pm 0.064$	102	0.13	
LC0015	- $\pm$ -	-	-	
LC0016	$0.303 \pm 0.005$	71.9	-2.01	
LC0017	$0.488 \pm 0.073$	116	1.13	
LC0018	$0.41 \pm 0.062$	97.3	-0.19	
LC0019	- $\pm$ -	-	-	
LC0020	- $\pm$ -	-	-	
LC0021	- $\pm$ -	-	-	
LC0022	- $\pm$ -	-	-	
LC0023	$0.653 \pm 0.069$	155	3.92	H
LC0024	$0.4399 \pm 0.03519$	104	0.31	
LC0025	$0.443 \pm 0.177$	105	0.36	

#### Characteristics of parameter

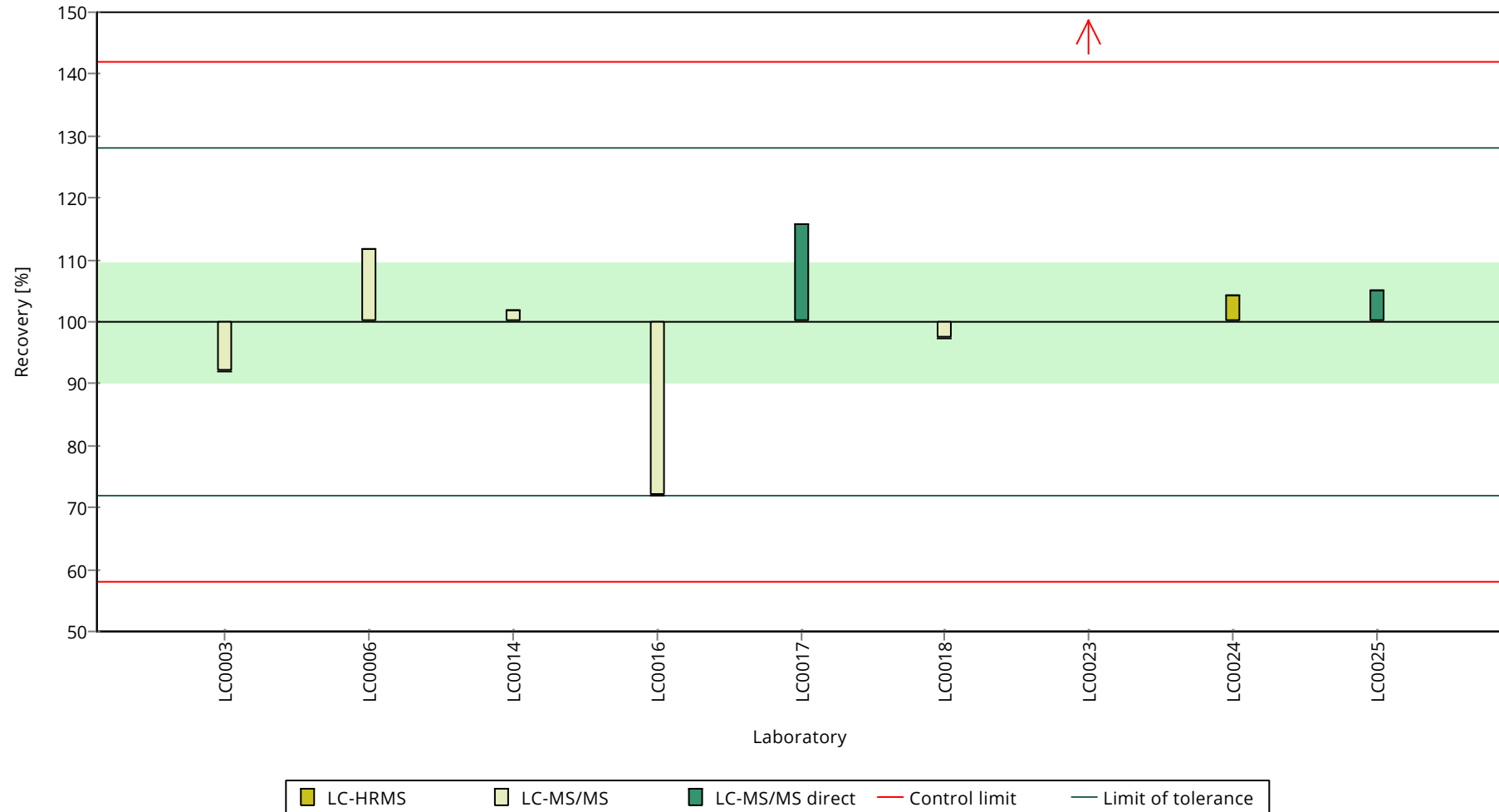
	all results	without outliers	Unit
Mean $\pm$ CI (99%)	$0.447 \pm 0.094$	$0.421 \pm 0.0608$	$\mu\text{g/l}$
Minimum	0.303	0.303	$\mu\text{g/l}$
Maximum	0.653	0.488	$\mu\text{g/l}$
Standard deviation	0.094	0.0574	$\mu\text{g/l}$
rel. standard deviation	21	13.6	%
n	9	8	-

**Graphical presentation of results**

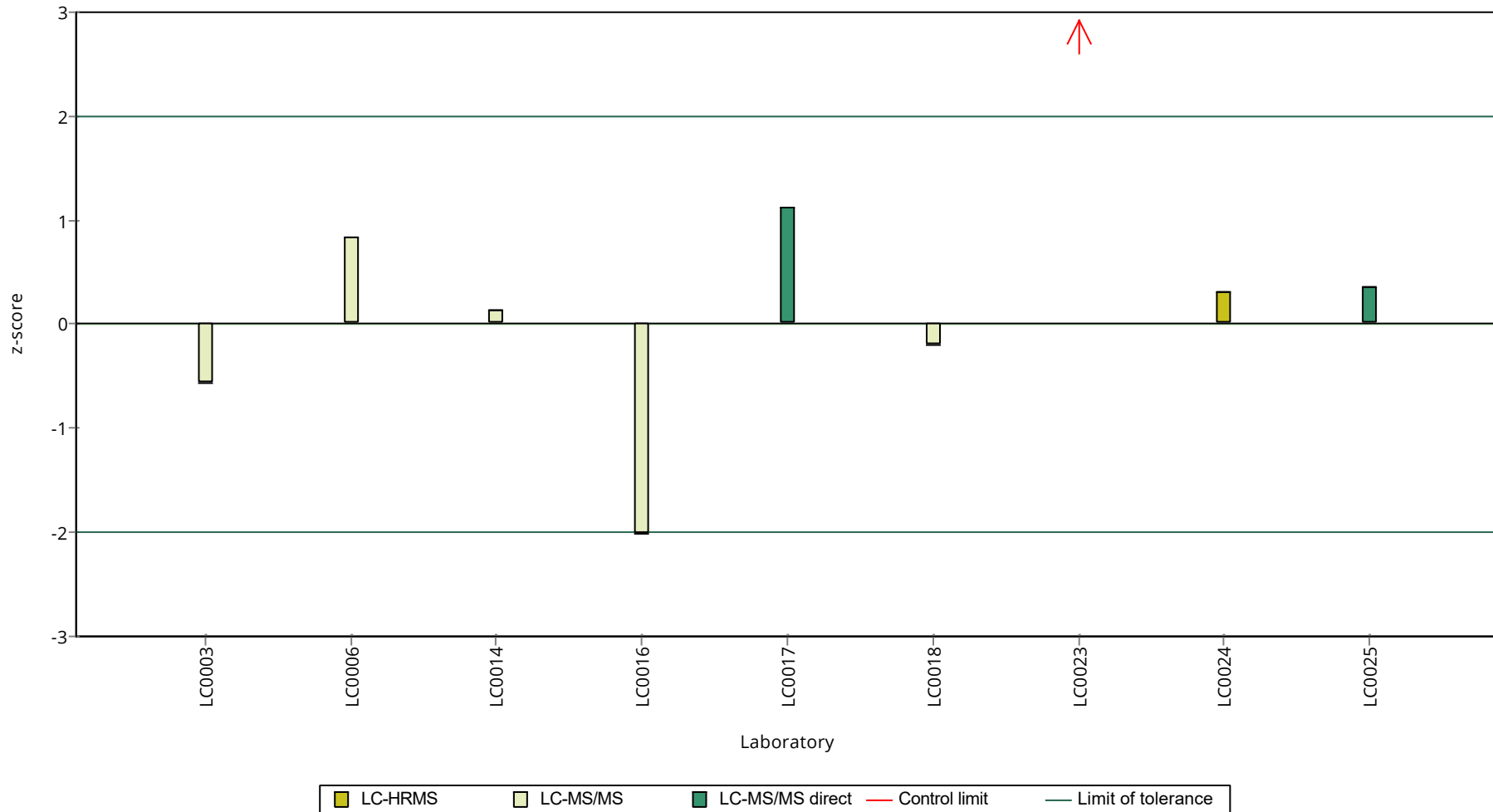
**Results**



**Recovery rate**



**z-Score**



Parameter oriented report Herbicides/pesticides - H003

Sample: H003B, Parameter: s-Metolachlor Metabolite CGA 368208

## Parameter oriented report

### H003 B

#### s-Metolachlor Metabolite CGA 368208

Unit	µg/l
Assigned value ± U (k=2)	0.182 ± 0.00883
Criterion	0.0182 (10 %)
Minimum - Maximum	0.157 - 0.197
Control test value ± U (k=2)	0.176 ± 0.0352

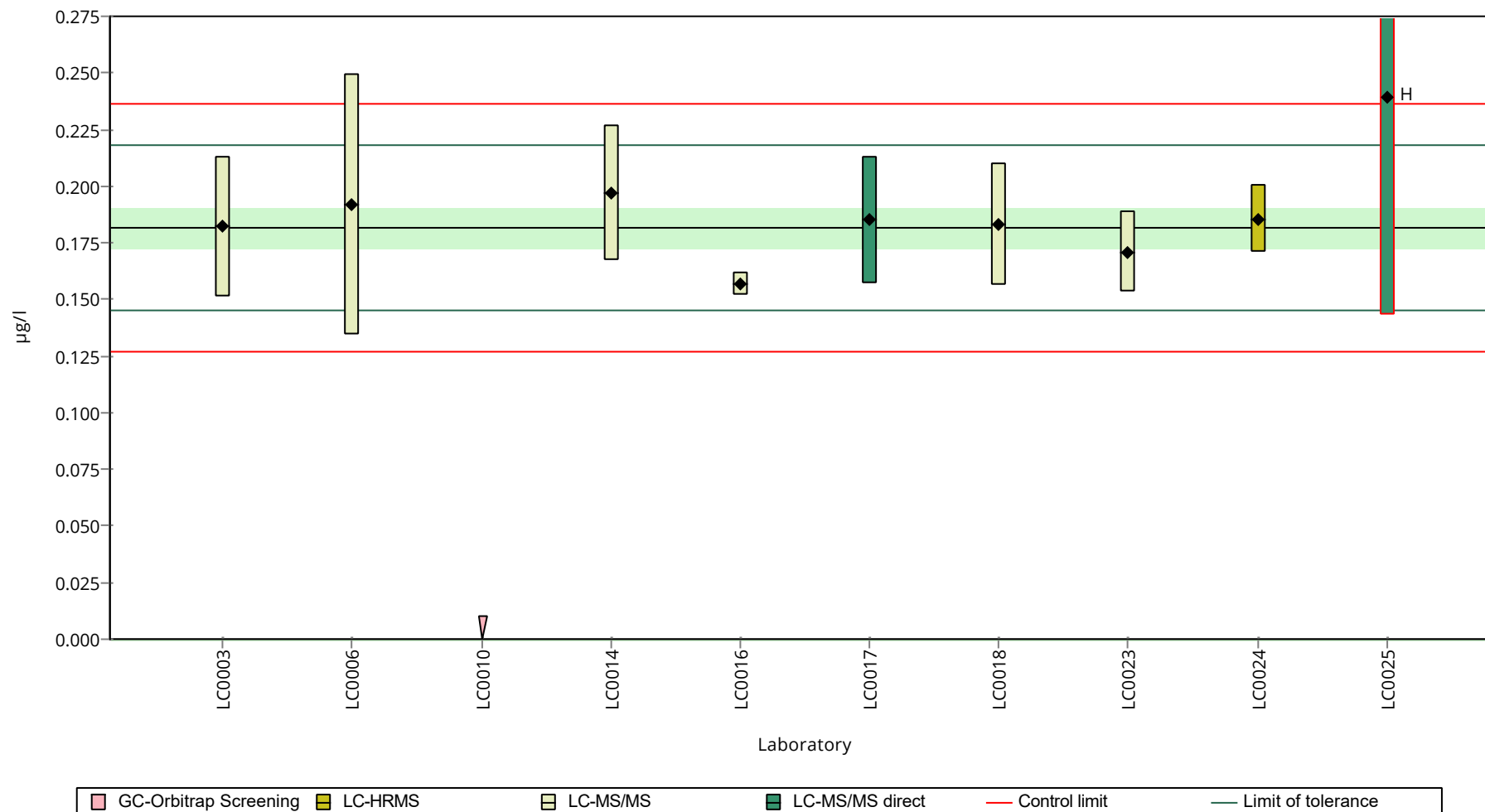
Labcode	Result ± U	Recovery [%]	z-Score	Comments
LC0001	- ± -	-	-	
LC0002	- ± -	-	-	
LC0003	0.182 ± 0.0309	100	0.02	
LC0004	- ± -	-	-	
LC0005	- ± -	-	-	
LC0006	0.192 ± 0.0576	106	0.57	
LC0007	- ± -	-	-	
LC0008	- ± -	-	-	
LC0009	- ± -	-	-	
LC0010	<0.01 (LOD) ± -	-	-	FN
LC0011	- ± -	-	-	
LC0012	- ± -	-	-	
LC0013	- ± -	-	-	
LC0014	0.197 ± 0.03	108	0.85	
LC0015	- ± -	-	-	
LC0016	0.157 ± 0.005	86.5	-1.35	
LC0017	0.185 ± 0.028	102	0.19	
LC0018	0.183 ± 0.027	101	0.08	
LC0019	- ± -	-	-	
LC0020	- ± -	-	-	
LC0021	- ± -	-	-	
LC0022	- ± -	-	-	
LC0023	0.171 ± 0.018	94.2	-0.58	
LC0024	0.1856 ± 0.01485	102	0.22	
LC0025	0.239 ± 0.096	132	3.16	H

#### Characteristics of parameter

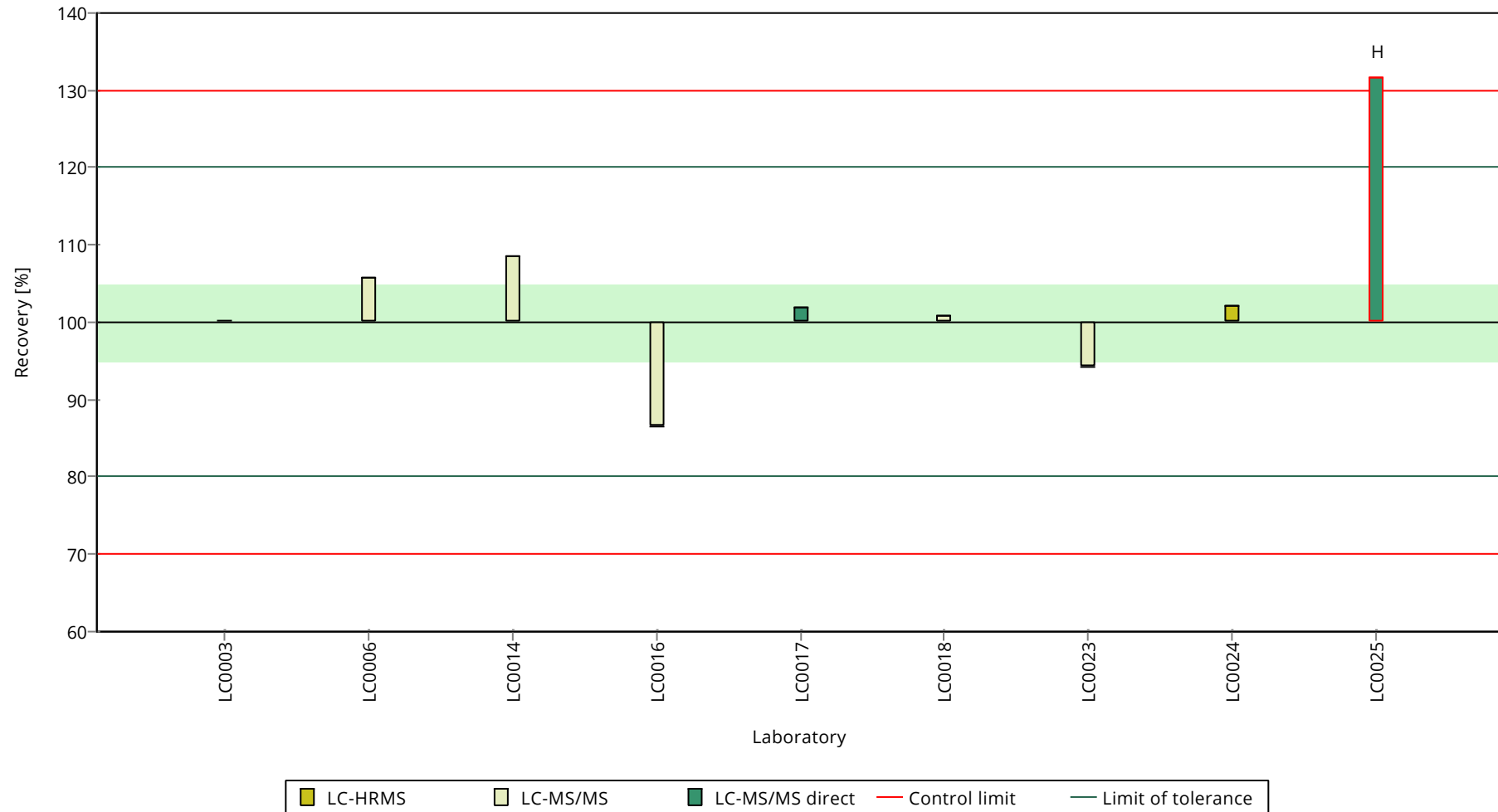
	all results	without outliers	Unit
Mean ± CI (99%)	0.188 ± 0.0224	0.182 ± 0.0133	µg/l
Minimum	0.157	0.157	µg/l
Maximum	0.239	0.197	µg/l
Standard deviation	0.0224	0.0125	µg/l
rel. standard deviation	11.9	6.88	%
n	9	8	-

**Graphical presentation of results**

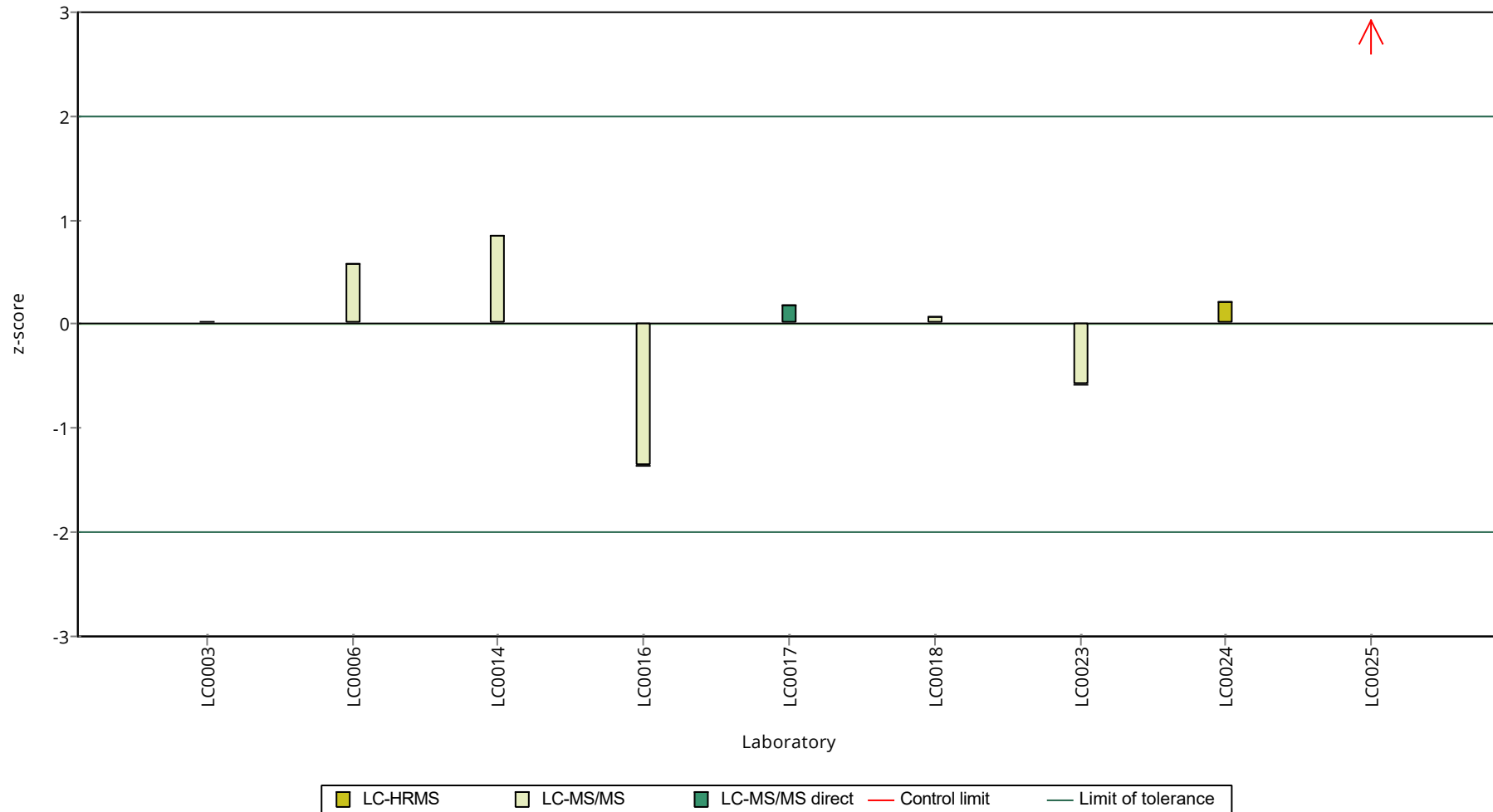
**Results**



**Recovery rate**



**z-Score**



Parameter oriented report Herbicides/pesticides - H003

Sample: H003A, Parameter: s-Metolachlor Metabolite NOA 413173

## Parameter oriented report

### H003 A

#### s-Metolachlor Metabolite NOA 413173

Unit	µg/l
Assigned value ± U (k=2)	0.176 ± 0.0206
Criterion	0.0353 (20 %)
Minimum - Maximum	0.12 - 0.224
Control test value ± U (k=2)	0.152 ± 0.0303

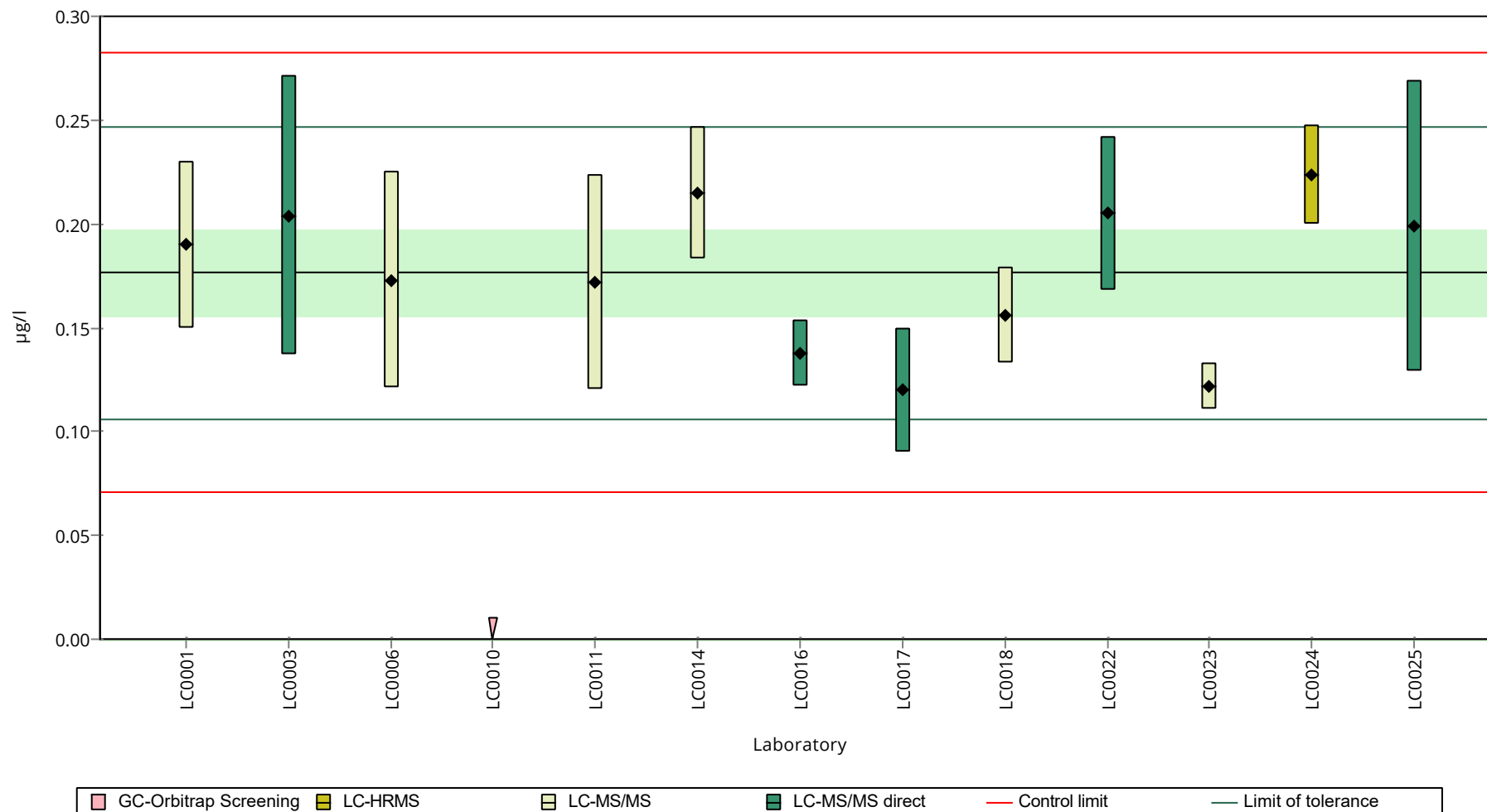
Labcode	Result ± U	Recovery [%]	z-Score	Comments
LC0001	0.19 ± 0.04	108	0.38	
LC0002	- ± -	-	-	
LC0003	0.204 ± 0.0673	116	0.78	
LC0004	- ± -	-	-	
LC0005	- ± -	-	-	
LC0006	0.173 ± 0.0519	98	-0.1	
LC0007	- ± -	-	-	
LC0008	- ± -	-	-	
LC0009	- ± -	-	-	
LC0010	<0.01 (LOD) ± -	-	-	FN
LC0011	0.172 ± 0.0516	97.5	-0.13	
LC0012	- ± -	-	-	
LC0013	- ± -	-	-	
LC0014	0.215 ± 0.032	122	1.09	
LC0015	- ± -	-	-	
LC0016	0.138 ± 0.016	78.2	-1.09	
LC0017	0.12 ± 0.03	68	-1.6	
LC0018	0.156 ± 0.023	88.4	-0.58	
LC0019	- ± -	-	-	
LC0020	- ± -	-	-	
LC0021	- ± -	-	-	
LC0022	0.205 ± 0.037	116	0.81	
LC0023	0.122 ± 0.011	69.1	-1.54	
LC0024	0.2236 ± 0.02357	127	1.34	
LC0025	0.199 ± 0.07	113	0.64	

#### Characteristics of parameter

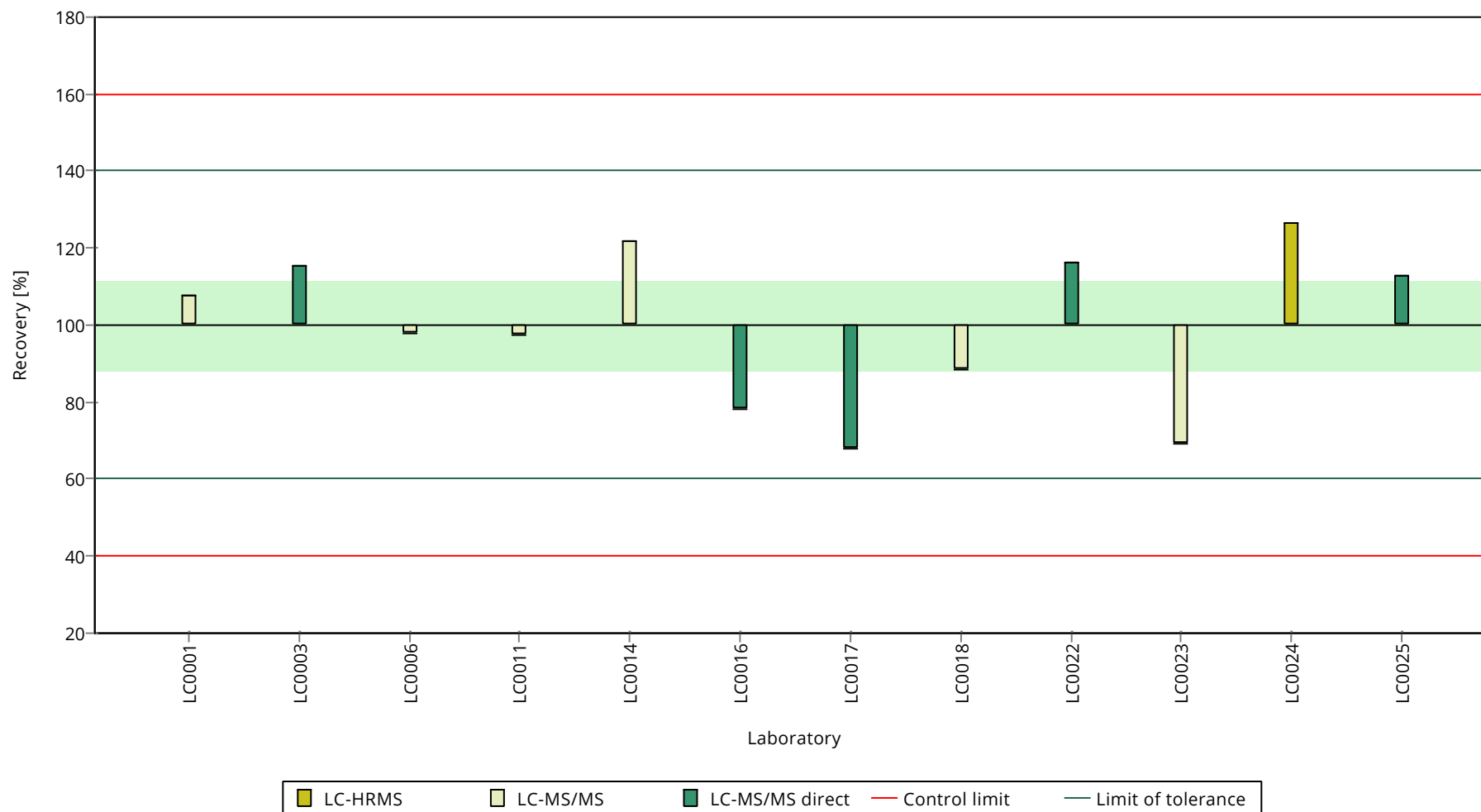
	all results	without outliers	Unit
Mean ± CI (99%)	0.176 ± 0.031	0.176 ± 0.031	µg/l
Minimum	0.12	0.12	µg/l
Maximum	0.224	0.224	µg/l
Standard deviation	0.0357	0.0357	µg/l
rel. standard deviation	20.3	20.3	%
n	12	12	-

Graphical presentation of results

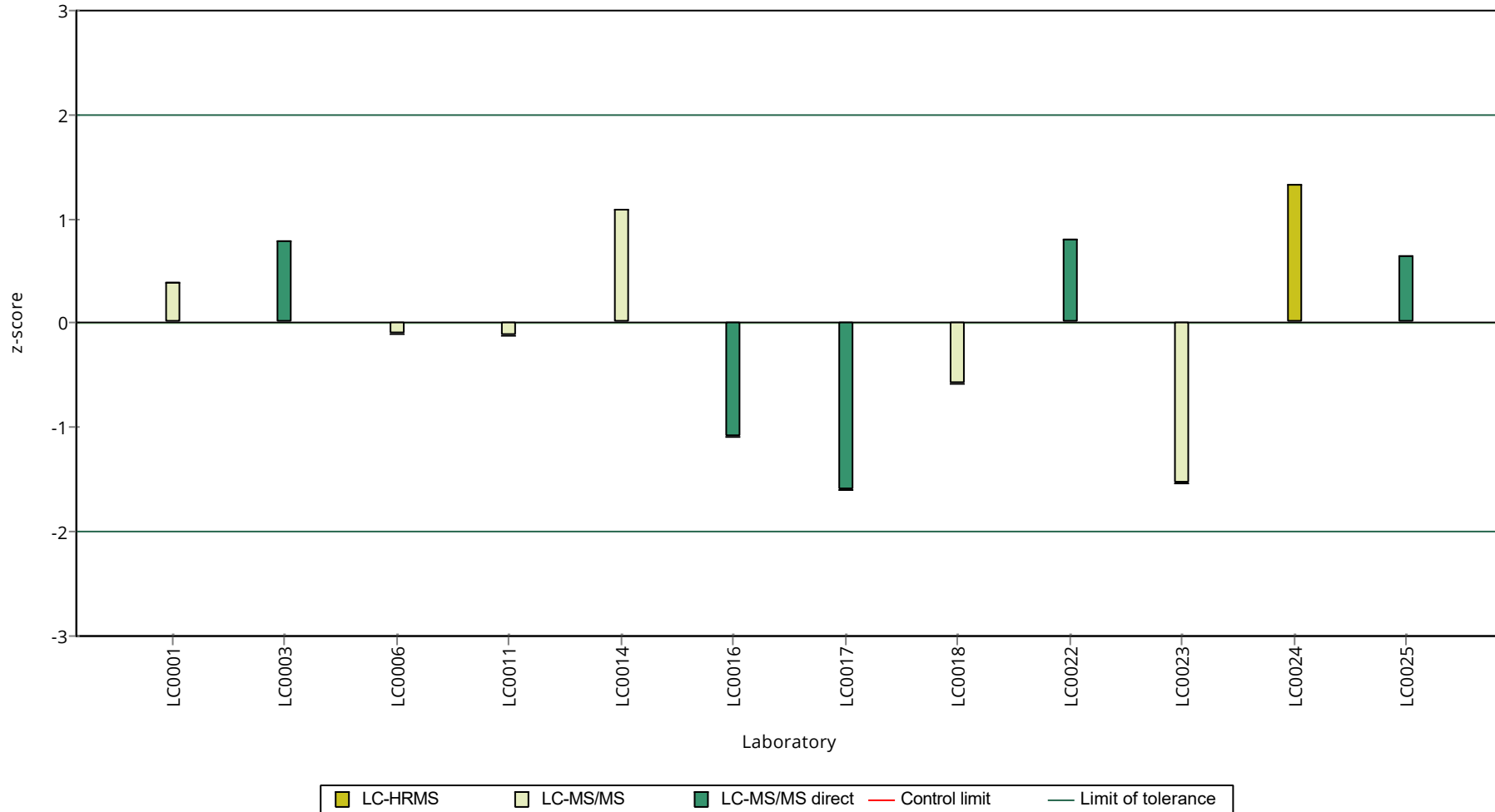
Results



**Recovery rate**



**z-Score**



Parameter oriented report Herbicides/pesticides - H003

Sample: H003B, Parameter: s-Metolachlor Metabolite NOA 413173

## Parameter oriented report

### H003 B

#### s-Metolachlor Metabolite NOA 413173

Unit  $\mu\text{g/l}$   
Assigned value  $\pm U$  (k=2)  $0.496 \pm 0.0472$   
Criterion  $0.0843$  (17 %)  
Minimum - Maximum  $0.36 - 0.609$   
Control test value  $\pm U$  (k=2)  $0.458 \pm 0.0915$

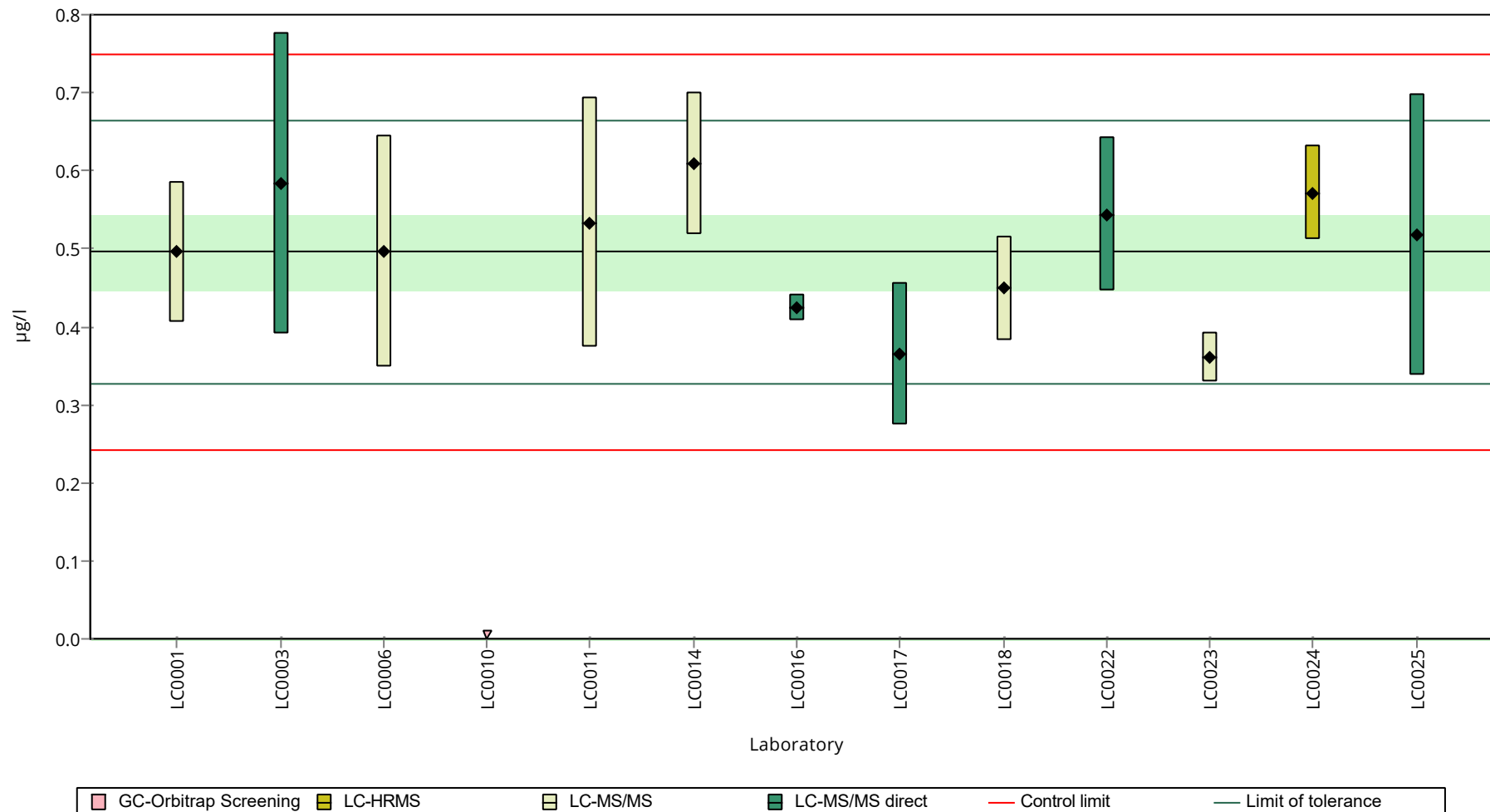
Labcode	Result $\pm U$	Recovery [%]	z-Score	Comments
LC0001	$0.496 \pm 0.09$	100	0.00	
LC0002	- $\pm$ -	-	-	
LC0003	$0.584 \pm 0.193$	118	1.05	
LC0004	- $\pm$ -	-	-	
LC0005	- $\pm$ -	-	-	
LC0006	$0.496 \pm 0.1488$	100	0.00	
LC0007	- $\pm$ -	-	-	
LC0008	- $\pm$ -	-	-	
LC0009	- $\pm$ -	-	-	
LC0010	<0.01 (LOD) $\pm$ -	-	-	FN
LC0011	$0.533 \pm 0.1599$	108	0.44	
LC0012	- $\pm$ -	-	-	
LC0013	- $\pm$ -	-	-	
LC0014	$0.609 \pm 0.091$	123	1.34	
LC0015	- $\pm$ -	-	-	
LC0016	$0.424 \pm 0.017$	85.5	-0.85	
LC0017	$0.365 \pm 0.091$	73.6	-1.55	
LC0018	$0.449 \pm 0.067$	90.6	-0.55	
LC0019	- $\pm$ -	-	-	
LC0020	- $\pm$ -	-	-	
LC0021	- $\pm$ -	-	-	
LC0022	$0.544 \pm 0.098$	110	0.57	
LC0023	$0.36 \pm 0.032$	72.6	-1.61	
LC0024	$0.5712 \pm 0.06022$	115	0.9	
LC0025	$0.518 \pm 0.181$	104	0.26	

#### Characteristics of parameter

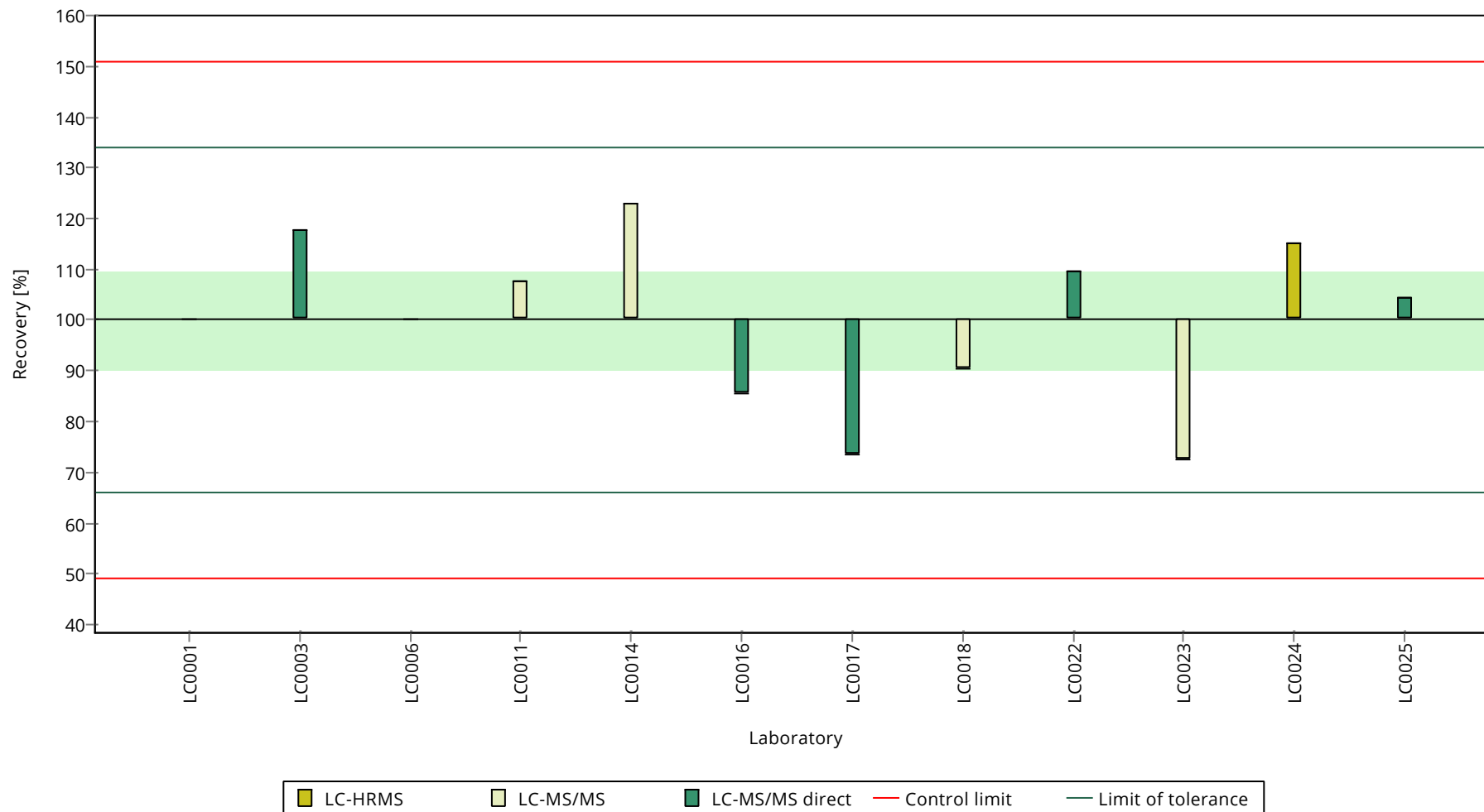
	all results	without outliers	Unit
Mean $\pm$ CI (99%)	$0.496 \pm 0.0707$	$0.496 \pm 0.0707$	$\mu\text{g/l}$
Minimum	0.36	0.36	$\mu\text{g/l}$
Maximum	0.609	0.609	$\mu\text{g/l}$
Standard deviation	0.0817	0.0817	$\mu\text{g/l}$
rel. standard deviation	16.5	16.5	%
n	12	12	-

Graphical presentation of results

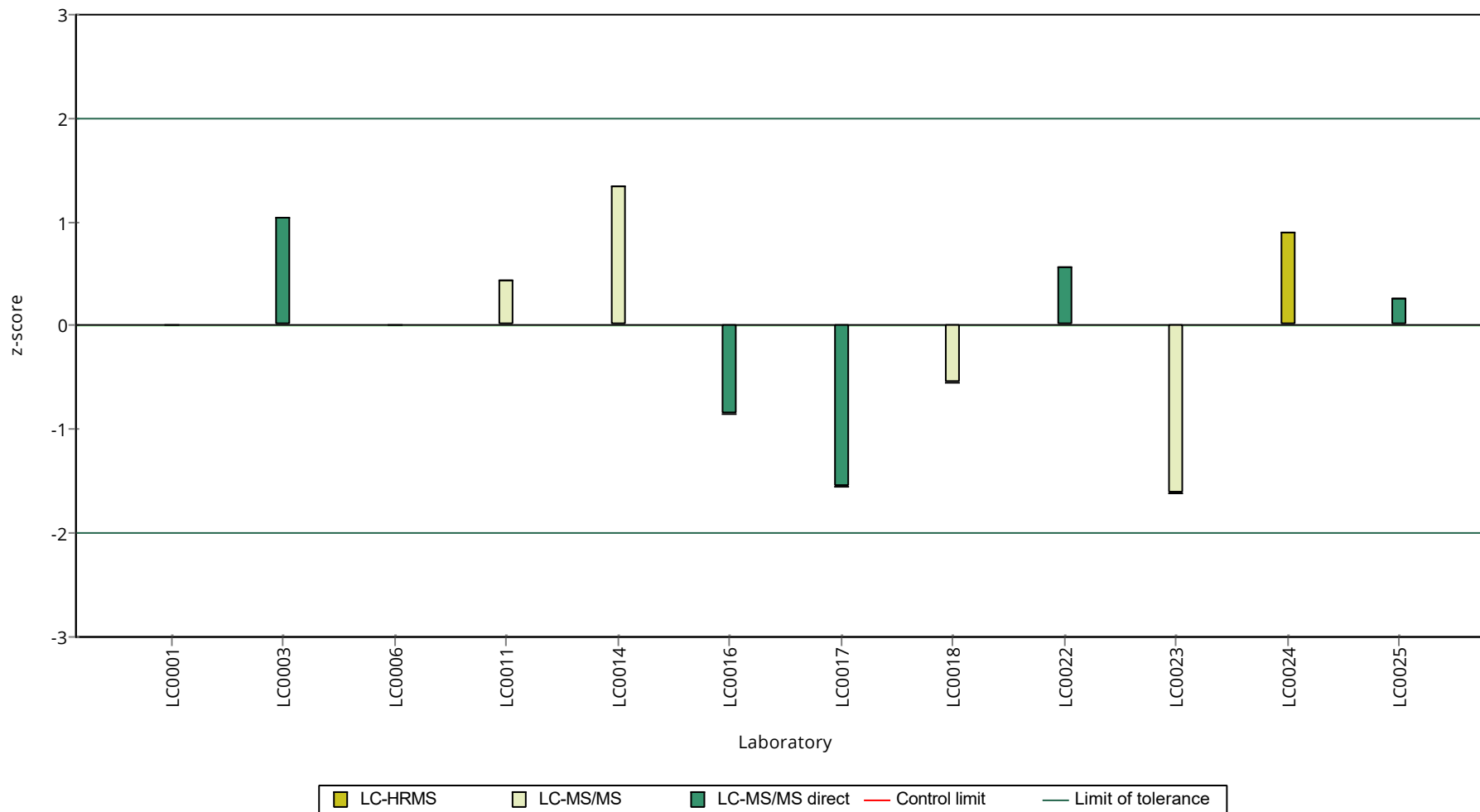
Results



**Recovery rate**



**z-Score**



Parameter oriented report Herbicides/pesticides - H003

Sample: H003A, Parameter: Sebuthylazine

## Parameter oriented report

### H003 A

#### Sebuthylazine \*\*\*\*

Unit  $\mu\text{g/l}$

Assigned value  $\pm U$  (k=2) -

Criterion -

Minimum - Maximum -

Control test value  $\pm U$  (k=2) <0.025 (LOD)

\*\*\*\* For this substance, the value of the control laboratory is listed for information:

< 0.025 (LOD)  $\mu\text{g/l}$

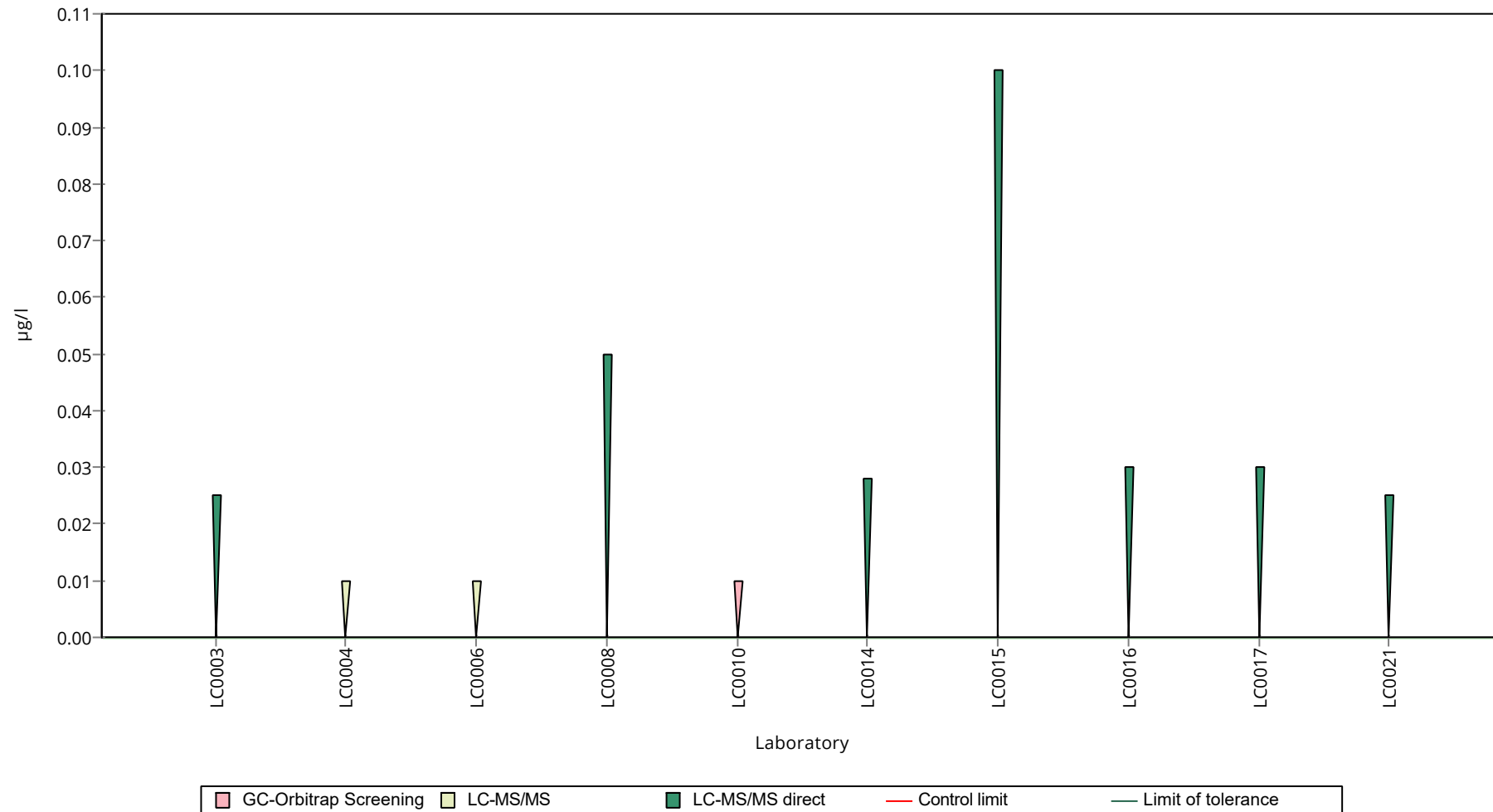
Labcode	Result $\pm U$	Recovery [%]	z-Score	Comments
LC0001	- $\pm$ -	-	-	
LC0002	- $\pm$ -	-	-	
LC0003	< 0.025 (LOQ) $\pm$ -	-	-	
LC0004	< 0.01 (LOQ) $\pm$ -	-	-	
LC0005	- $\pm$ -	-	-	
LC0006	<0.01 (LOD) $\pm$ -	-	-	
LC0007	- $\pm$ -	-	-	
LC0008	< 0.05 (LOQ) $\pm$ -	-	-	
LC0009	- $\pm$ -	-	-	
LC0010	<0.01 (LOD) $\pm$ -	-	-	
LC0011	- $\pm$ -	-	-	
LC0012	- $\pm$ -	-	-	
LC0013	- $\pm$ -	-	-	
LC0014	< 0.028 (LOQ) $\pm$ -	-	-	
LC0015	< 0.1 (LOQ) $\pm$ -	-	-	
LC0016	< 0.03 (LOQ) $\pm$ -	-	-	
LC0017	< 0.03 (LOQ) $\pm$ -	-	-	
LC0018	- $\pm$ -	-	-	
LC0019	- $\pm$ -	-	-	
LC0020	- $\pm$ -	-	-	
LC0021	< 0.025 (LOQ) $\pm$ -	-	-	
LC0022	- $\pm$ -	-	-	
LC0023	- $\pm$ -	-	-	
LC0024	- $\pm$ -	-	-	
LC0025	- $\pm$ -	-	-	

#### Characteristics of parameter

	all results	without outliers	Unit
Mean $\pm$ CI (99%)	-	-	$\mu\text{g/l}$
Minimum	-	-	$\mu\text{g/l}$
Maximum	-	-	$\mu\text{g/l}$
Standard deviation	-	-	$\mu\text{g/l}$
rel. standard deviation	-	-	%
n	0	0	-

**Graphical presentation of results**

**Results**



Parameter oriented report Herbicides/pesticides -  
H003

Sample: H003B, Parameter: Sebuthylazine

## Parameter oriented report

### H003 B

#### Sebuthylazine

Unit	µg/l
Assigned value ± U (k=2)	0.695 ± 0.0268
Criterion	0.0647 (9.3 %)
Minimum - Maximum	0.621 - 0.747
Control test value ± U (k=2)	0.676 ± 0.135

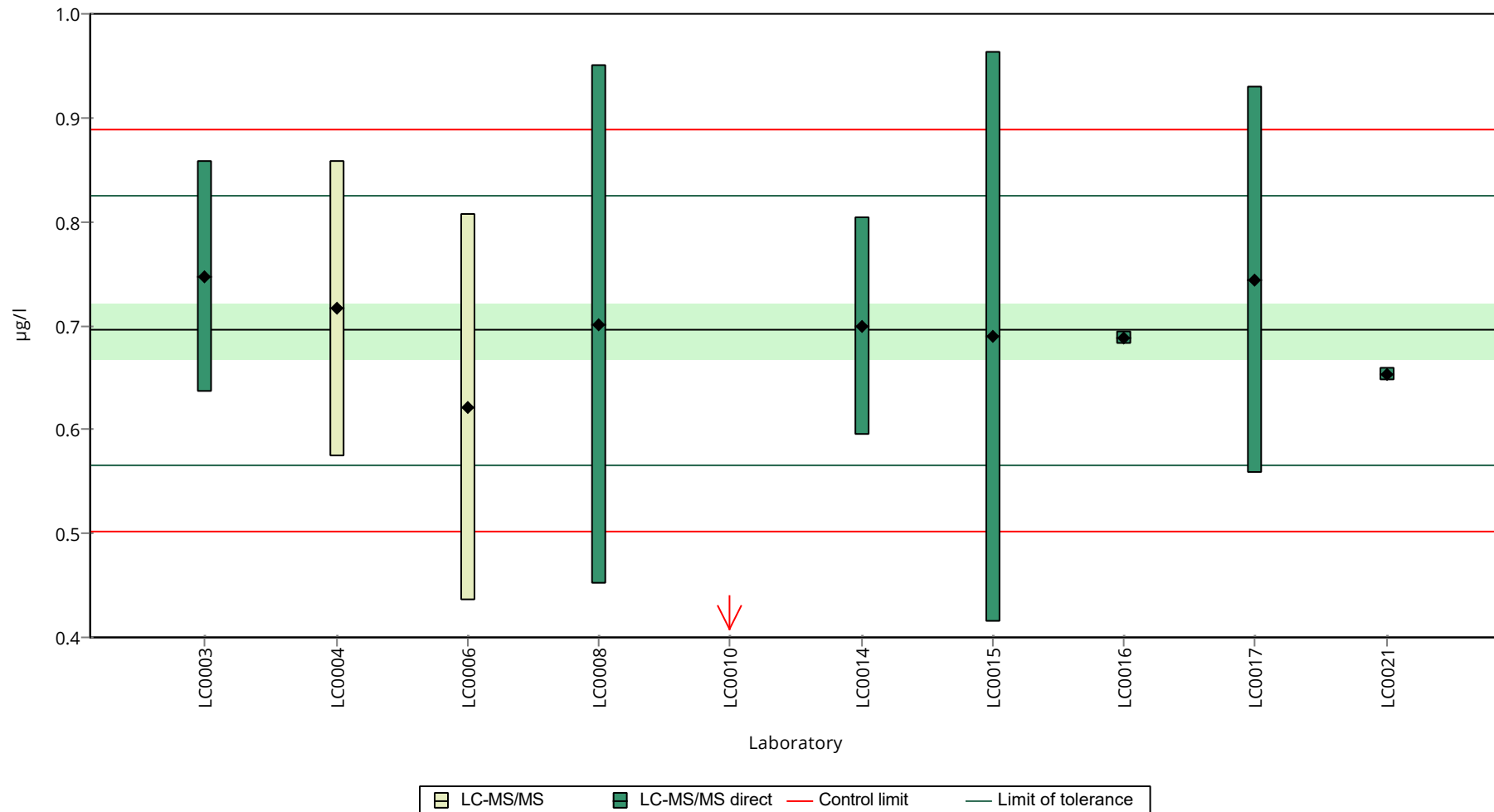
Labcode	Result ± U	Recovery [%]	z-Score	Comments
LC0001	- ± -	-	-	
LC0002	- ± -	-	-	
LC0003	0.747 ± 0.112	107	0.8	
LC0004	0.716 ± 0.143	103	0.32	
LC0005	- ± -	-	-	
LC0006	0.621 ± 0.1863	89.3	-1.15	
LC0007	- ± -	-	-	
LC0008	0.701 ± 0.25	101	0.09	
LC0009	- ± -	-	-	
LC0010	0.25 ± 0.125	36	-6.89	H
LC0011	- ± -	-	-	
LC0012	- ± -	-	-	
LC0013	- ± -	-	-	
LC0014	0.699 ± 0.105	101	0.06	
LC0015	0.689 ± 0.275	99.1	-0.1	
LC0016	0.688 ± 0.007	98.9	-0.11	
LC0017	0.744 ± 0.186	107	0.75	
LC0018	- ± -	-	-	
LC0019	- ± -	-	-	
LC0020	- ± -	-	-	
LC0021	0.653 ± 0.006	93.9	-0.65	
LC0022	- ± -	-	-	
LC0023	- ± -	-	-	
LC0024	- ± -	-	-	
LC0025	- ± -	-	-	

#### Characteristics of parameter

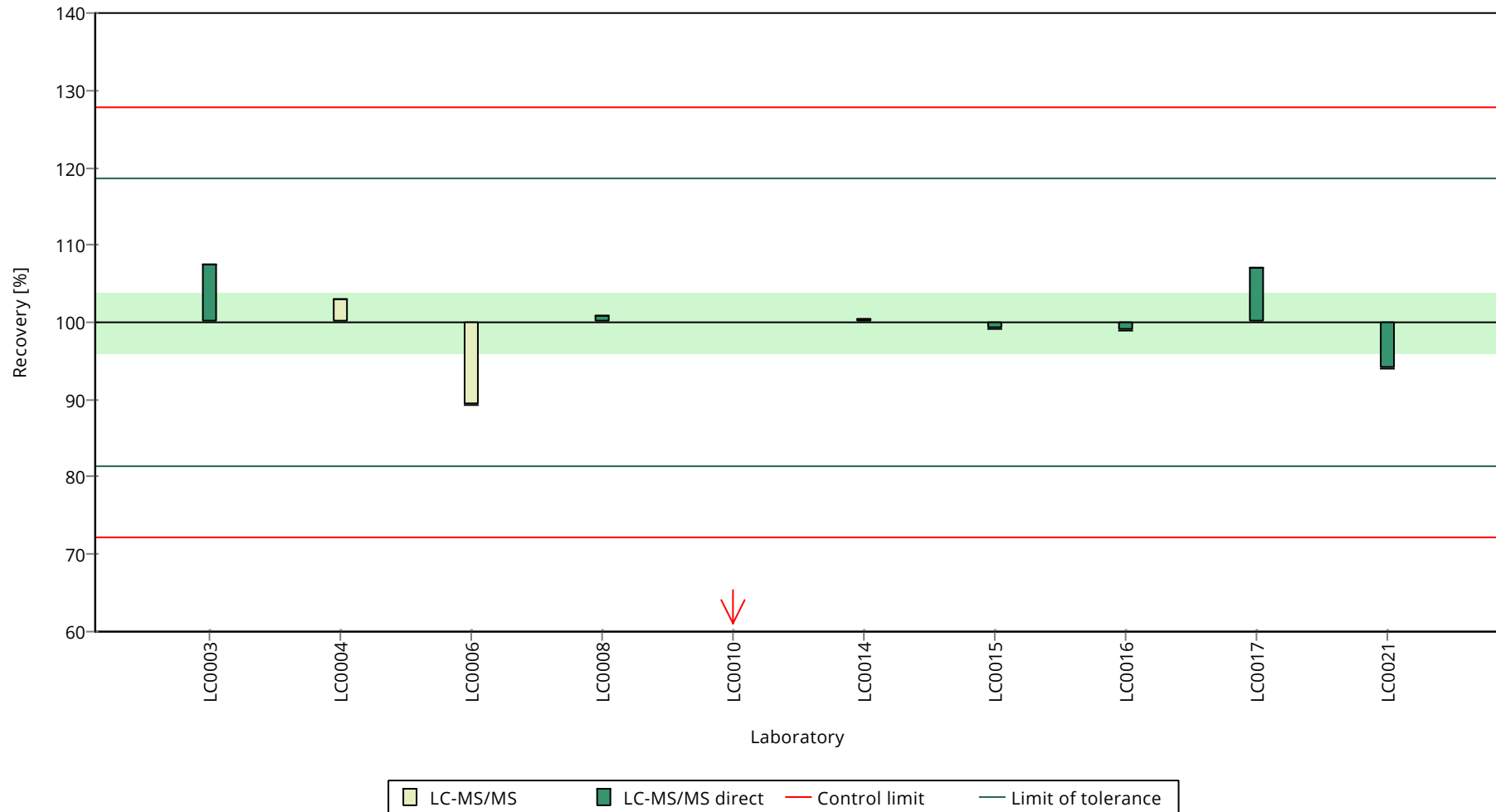
	all results	without outliers	Unit
Mean ± CI (99%)	0.651 ± 0.138	0.695 ± 0.0402	µg/l
Minimum	0.25	0.621	µg/l
Maximum	0.747	0.747	µg/l
Standard deviation	0.146	0.0402	µg/l
rel. standard deviation	22.4	5.78	%
n	10	9	-

Graphical presentation of results

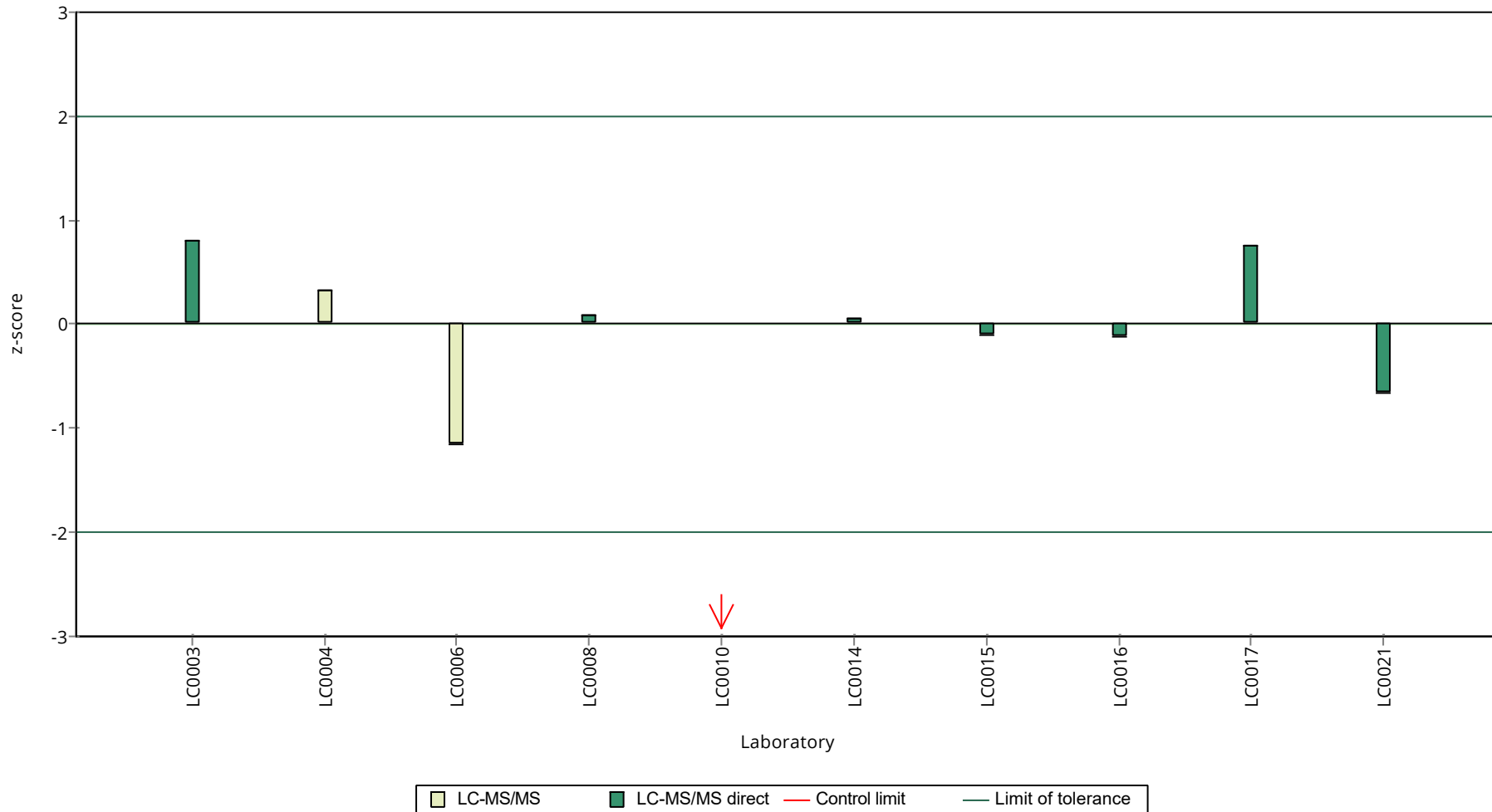
Results



**Recovery rate**



**z-Score**



Parameter oriented report Herbicides/pesticides -  
H003

Sample: H003A, Parameter: Simazine

## Parameter oriented report

### H003 A

#### Simazine

Unit	µg/l
Assigned value ± U (k=2)	0.174 ± 0.00425
Criterion	0.0191 (11 %)
Minimum - Maximum	0.158 - 0.19
Control test value ± U (k=2)	0.168 ± 0.0588

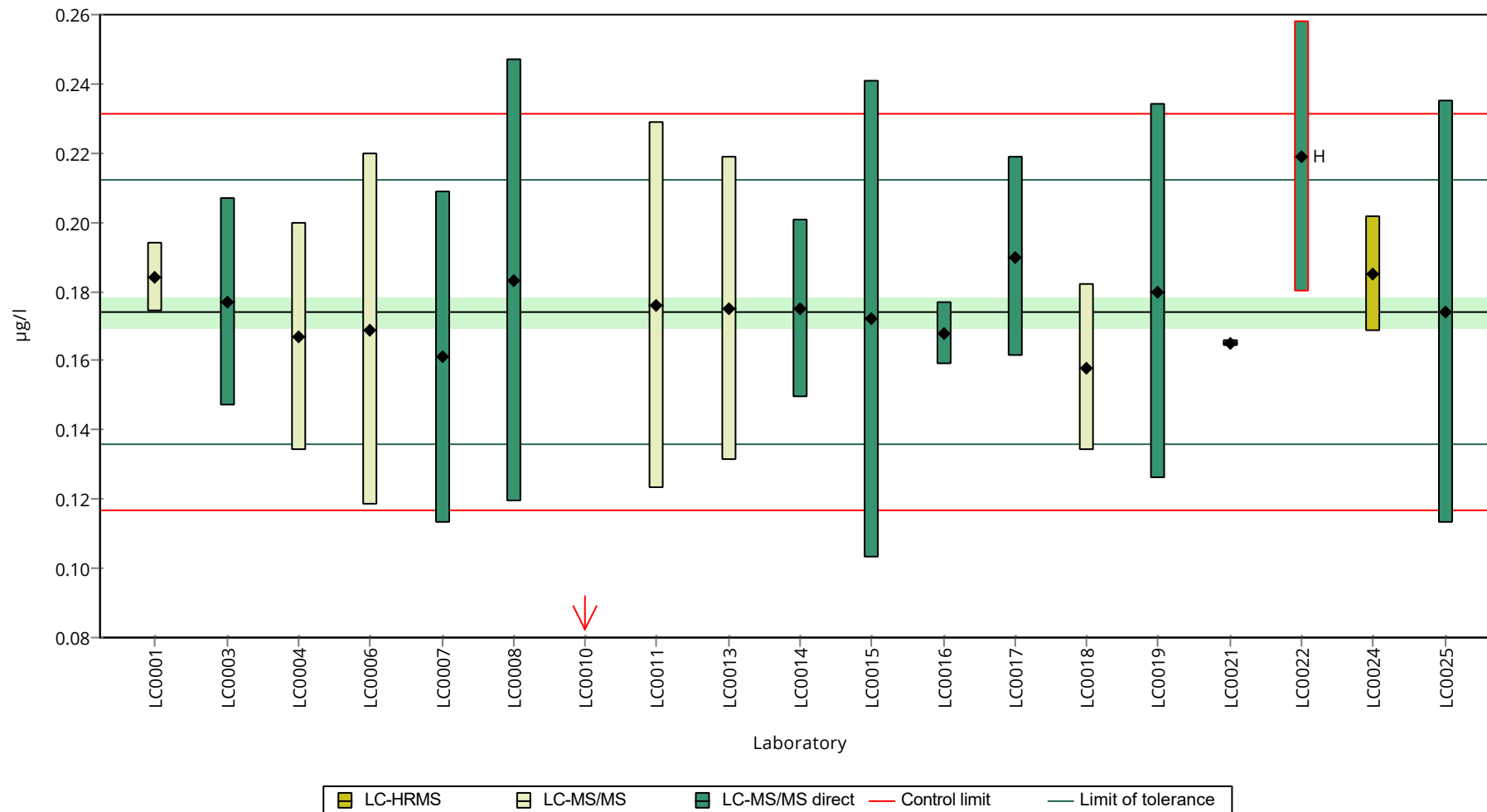
Labcode	Result ± U	Recovery [%]	z-Score	Comments
LC0001	0.184 ± 0.01	106	0.52	
LC0002	- ± -	-	-	
LC0003	0.177 ± 0.0301	102	0.15	
LC0004	0.167 ± 0.033	95.9	-0.37	
LC0005	- ± -	-	-	
LC0006	0.169 ± 0.0507	97.1	-0.26	
LC0007	0.161 ± 0.048	92.5	-0.68	
LC0008	0.183 ± 0.064	105	0.47	
LC0009	- ± -	-	-	
LC0010	0.05 ± 0.025	28.7	-6.48	H
LC0011	0.176 ± 0.0528	101	0.1	
LC0012	- ± -	-	-	
LC0013	0.175 ± 0.0438	101	0.05	
LC0014	0.175 ± 0.026	101	0.05	
LC0015	0.172 ± 0.069	98.8	-0.11	
LC0016	0.168 ± 0.009	96.5	-0.32	
LC0017	0.19 ± 0.029	109	0.83	
LC0018	0.158 ± 0.024	90.8	-0.84	
LC0019	0.18 ± 0.054	103	0.31	
LC0020	- ± -	-	-	
LC0021	0.165 ± 0.001	94.8	-0.47	
LC0022	0.219 ± 0.039	126	2.35	H
LC0023	- ± -	-	-	
LC0024	0.185 ± 0.01675	106	0.57	
LC0025	0.174 ± 0.061	100	0.00	

#### Characteristics of parameter

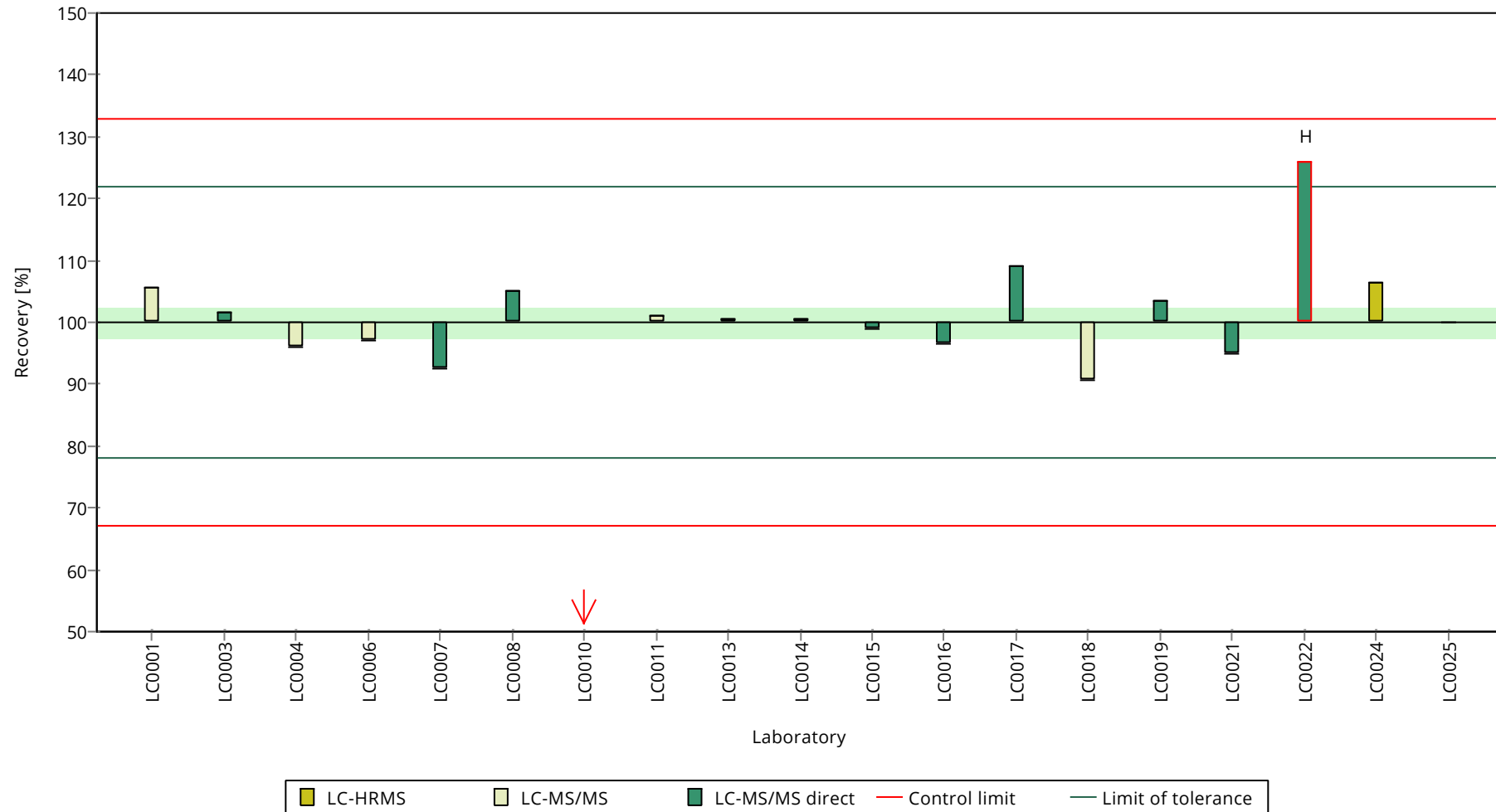
	all results	without outliers	Unit
Mean ± CI (99%)	0.17 ± 0.022	0.174 ± 0.00638	µg/l
Minimum	0.05	0.158	µg/l
Maximum	0.219	0.19	µg/l
Standard deviation	0.0319	0.00876	µg/l
rel. standard deviation	18.8	5.04	%
n	19	17	-

Graphical presentation of results

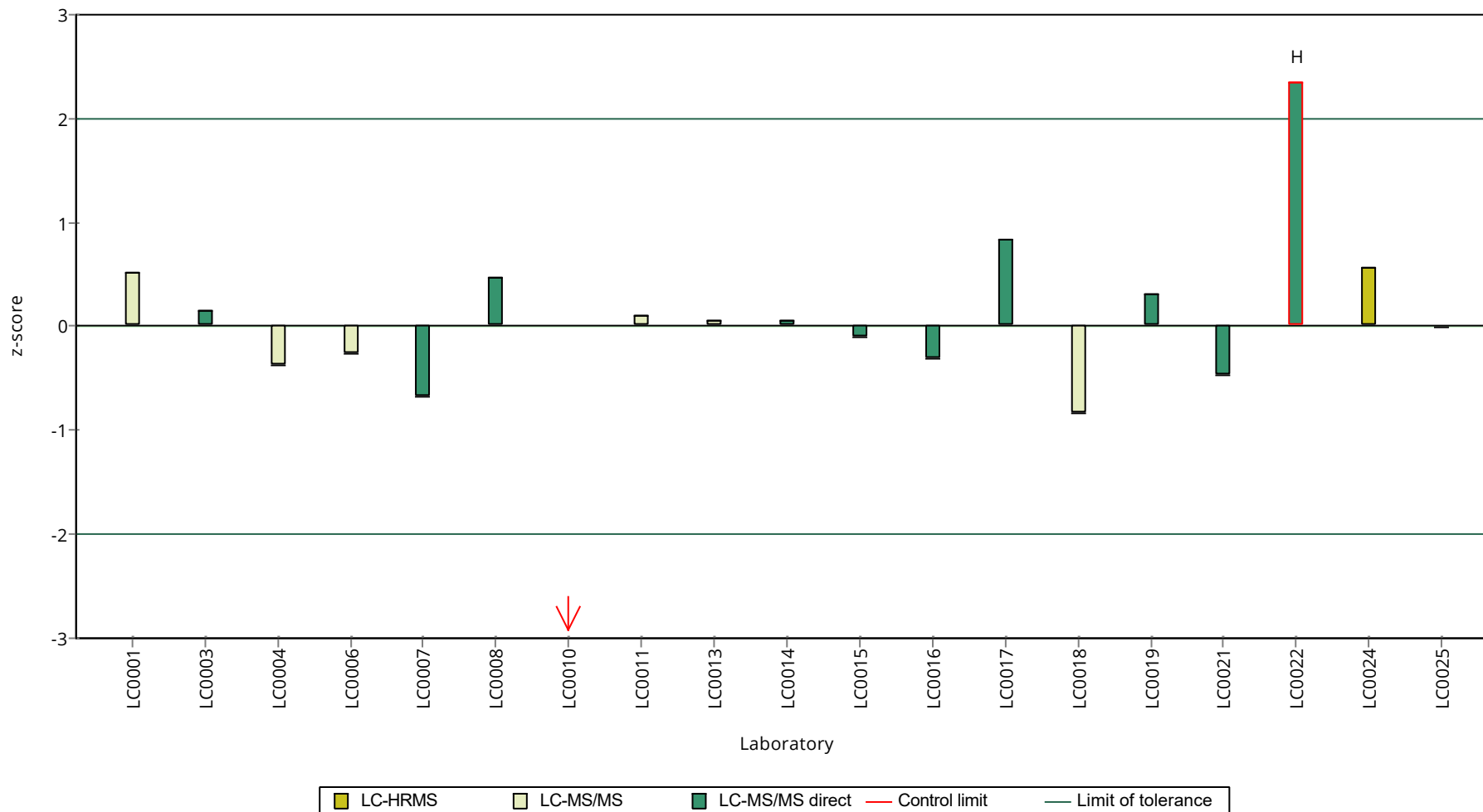
Results



**Recovery rate**



**z-Score**



Parameter oriented report Herbicides/pesticides -  
H003

Sample: H003B, Parameter: Simazine

## Parameter oriented report

### H003 B

#### Simazine

Unit	µg/l
Assigned value ± U (k=2)	0.35 ± 0.0116
Criterion	0.0385 (11 %)
Minimum - Maximum	0.301 - 0.4
Control test value ± U (k=2)	0.340 ± 0.119

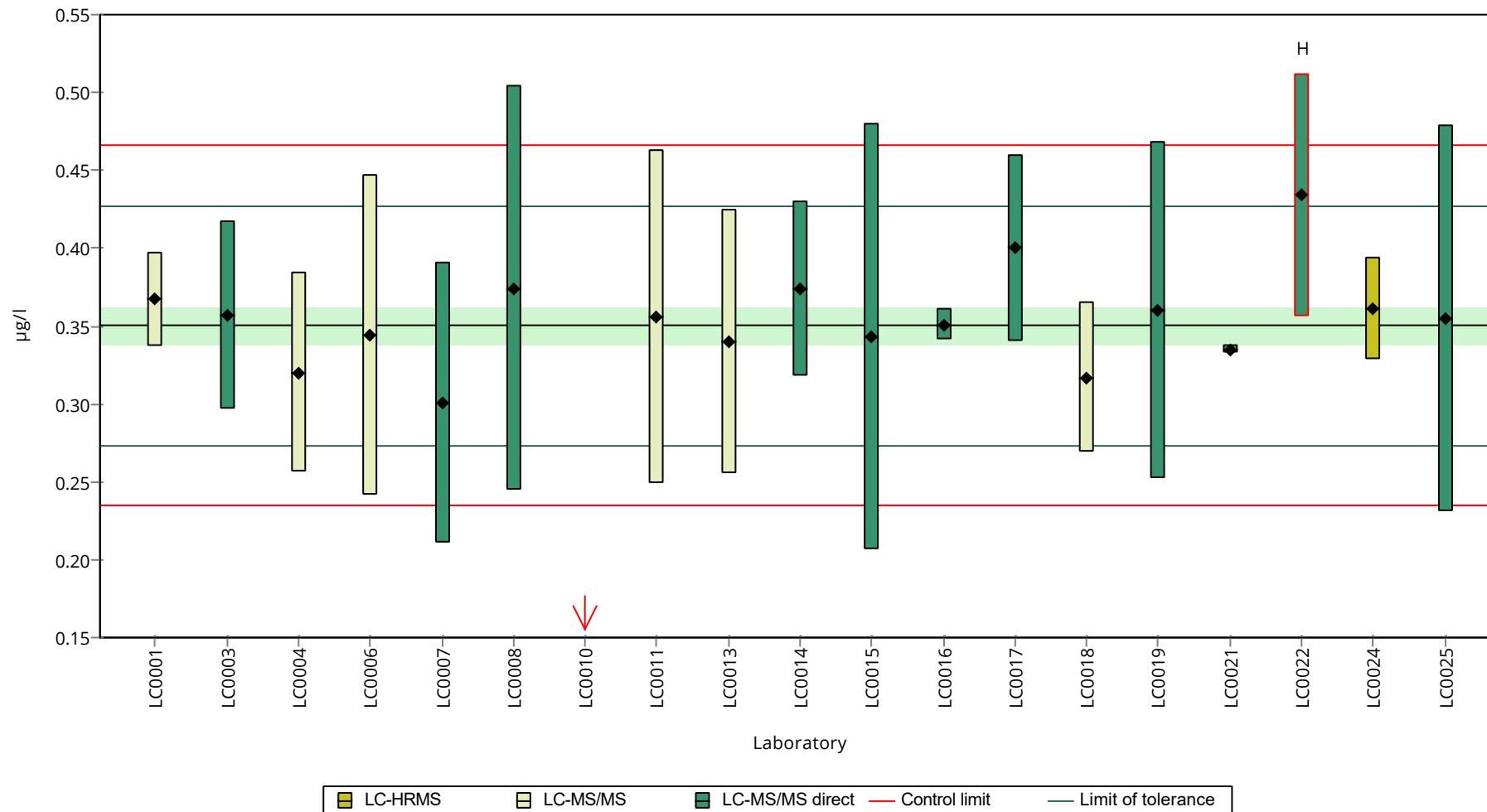
Labcode	Result ± U	Recovery [%]	z-Score	Comments
LC0001	0.367 ± 0.03	105	0.43	
LC0002	- ± -	-	-	
LC0003	0.357 ± 0.0607	102	0.17	
LC0004	0.32 ± 0.064	91.3	-0.79	
LC0005	- ± -	-	-	
LC0006	0.344 ± 0.1032	98.2	-0.16	
LC0007	0.301 ± 0.09	85.9	-1.28	
LC0008	0.374 ± 0.13	107	0.61	
LC0009	- ± -	-	-	
LC0010	0.01 ± 0.005	2.9	-8.83	H
LC0011	0.356 ± 0.1068	102	0.15	
LC0012	- ± -	-	-	
LC0013	0.34 ± 0.085	97.1	-0.27	
LC0014	0.374 ± 0.056	107	0.61	
LC0015	0.343 ± 0.137	97.9	-0.19	
LC0016	0.351 ± 0.01	100	0.02	
LC0017	0.4 ± 0.06	114	1.29	
LC0018	0.317 ± 0.048	90.5	-0.86	
LC0019	0.36 ± 0.108	103	0.25	
LC0020	- ± -	-	-	
LC0021	0.335 ± 0.003	95.6	-0.4	
LC0022	0.434 ± 0.078	124	2.17	H
LC0023	- ± -	-	-	
LC0024	0.3613 ± 0.03273	103	0.29	
LC0025	0.355 ± 0.124	101	0.12	

#### Characteristics of parameter

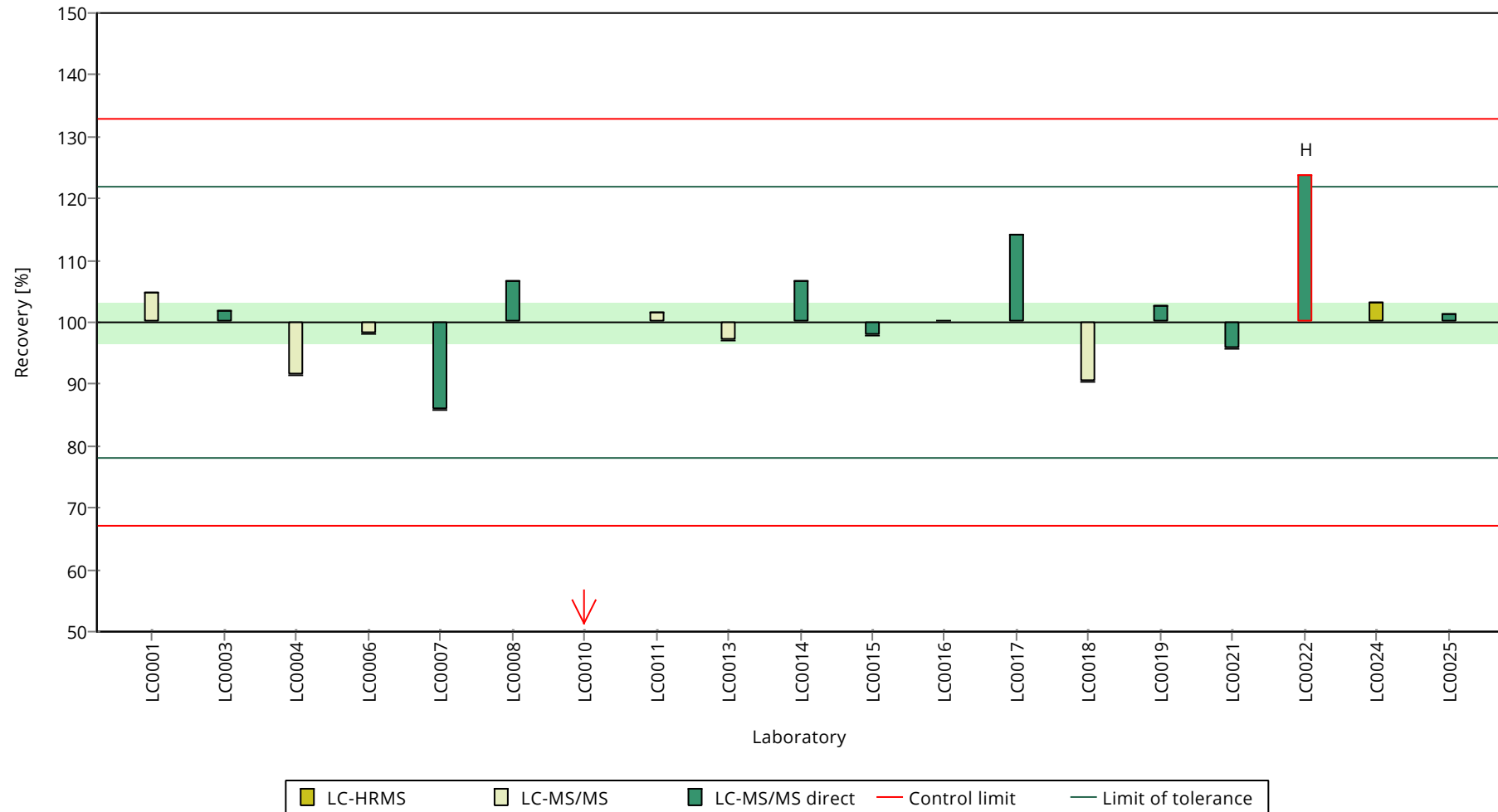
	all results	without outliers	Unit
Mean ± CI (99%)	0.337 ± 0.0581	0.35 ± 0.0173	µg/l
Minimum	0.01	0.301	µg/l
Maximum	0.434	0.4	µg/l
Standard deviation	0.0845	0.0238	µg/l
rel. standard deviation	25.1	6.8	%
n	19	17	-

Graphical presentation of results

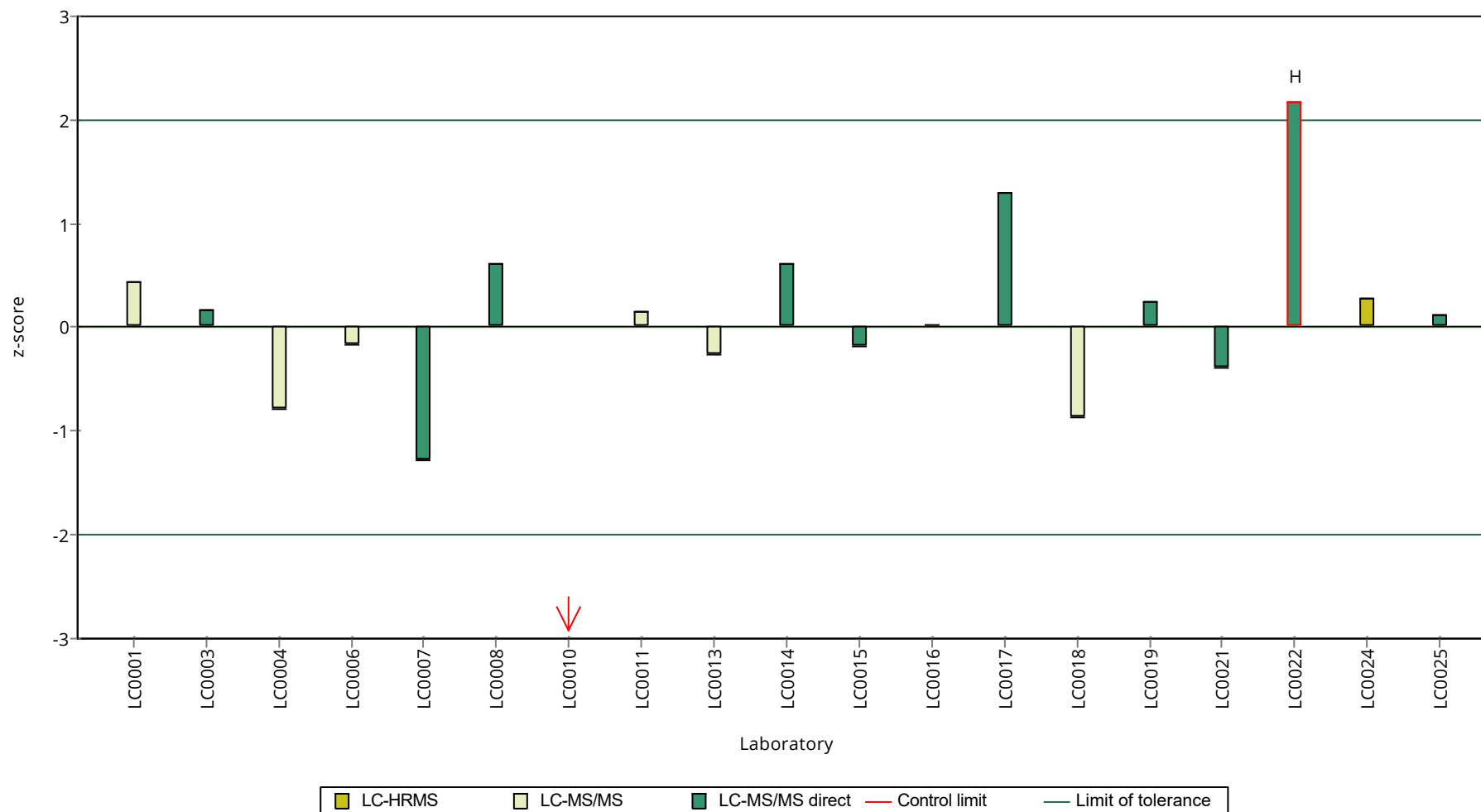
Results



**Recovery rate**



**z-Score**



Parameter oriented report Herbicides/pesticides -  
H003

Sample: H003A, Parameter: Terbutylazine

## Parameter oriented report

### H003 A

#### Terbutylazine

Unit	µg/l
Assigned value ± U (k=2)	0.562 ± 0.0151
Criterion	0.0618 (11 %)
Minimum - Maximum	0.487 - 0.615
Control test value ± U (k=2)	0.583 ± 0.175

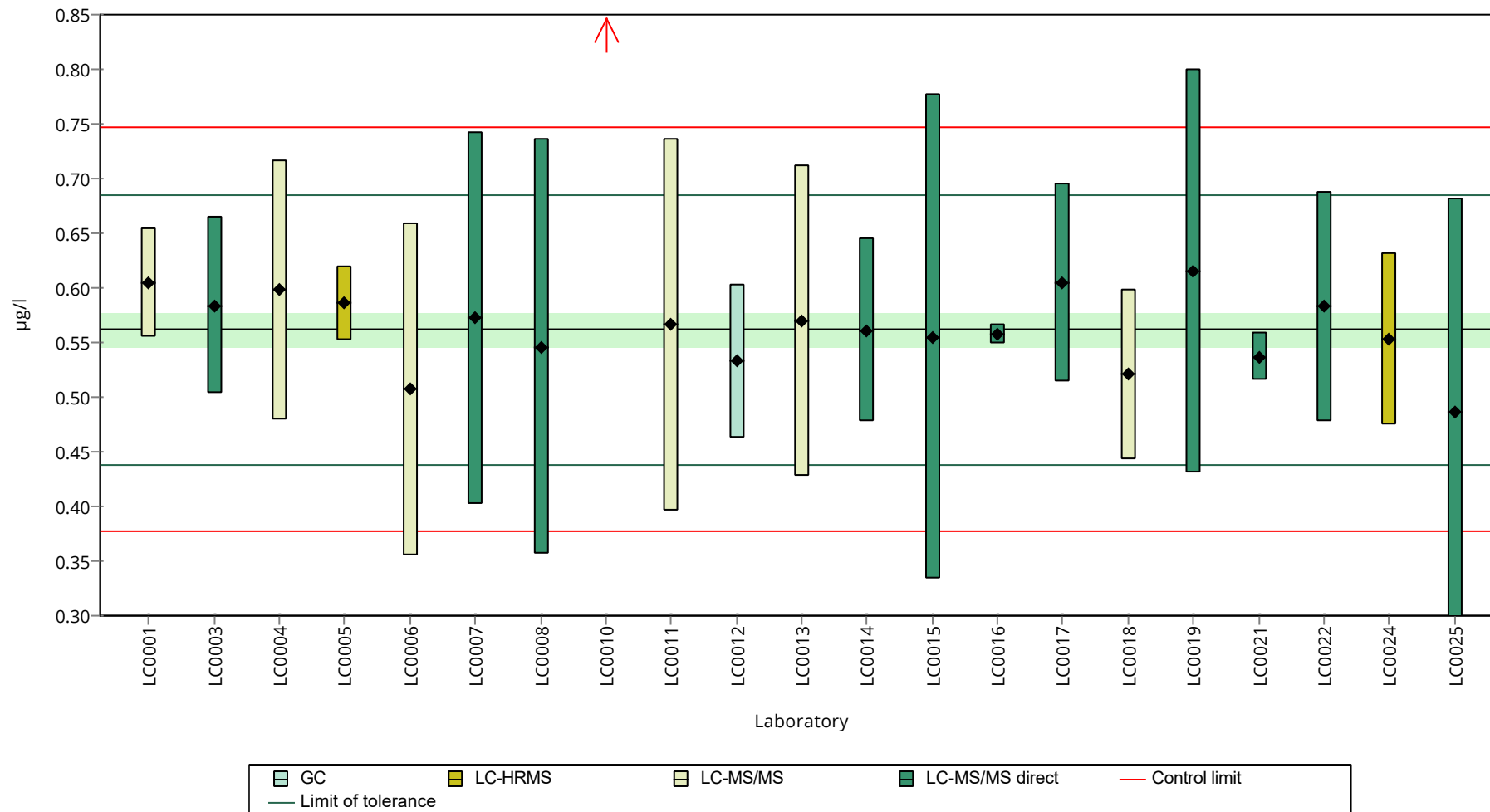
Labcode	Result ± U	Recovery [%]	z-Score	Comments
LC0001	0.604 ± 0.05	107	0.68	
LC0002	- ± -	-	-	
LC0003	0.584 ± 0.0817	104	0.36	
LC0004	0.598 ± 0.119	106	0.58	
LC0005	0.58601 ± 0.03399	104	0.39	
LC0006	0.507 ± 0.1521	90.2	-0.89	
LC0007	0.572 ± 0.171	102	0.16	
LC0008	0.546 ± 0.19	97.2	-0.26	
LC0009	- ± -	-	-	
LC0010	1.25 ± 0.625	222	11.13	H
LC0011	0.566 ± 0.1698	101	0.07	
LC0012	0.5327 ± 0.071	94.8	-0.47	
LC0013	0.57 ± 0.1425	101	0.13	
LC0014	0.561 ± 0.084	99.8	-0.02	
LC0015	0.555 ± 0.222	98.8	-0.11	
LC0016	0.558 ± 0.009	99.3	-0.06	
LC0017	0.604 ± 0.091	107	0.68	
LC0018	0.521 ± 0.078	92.7	-0.66	
LC0019	0.615 ± 0.1845	109	0.86	
LC0020	- ± -	-	-	
LC0021	0.537 ± 0.022	95.6	-0.4	
LC0022	0.583 ± 0.105	104	0.34	
LC0023	- ± -	-	-	
LC0024	0.5527 ± 0.07881	98.4	-0.15	
LC0025	0.487 ± 0.195	86.7	-1.21	

#### Characteristics of parameter

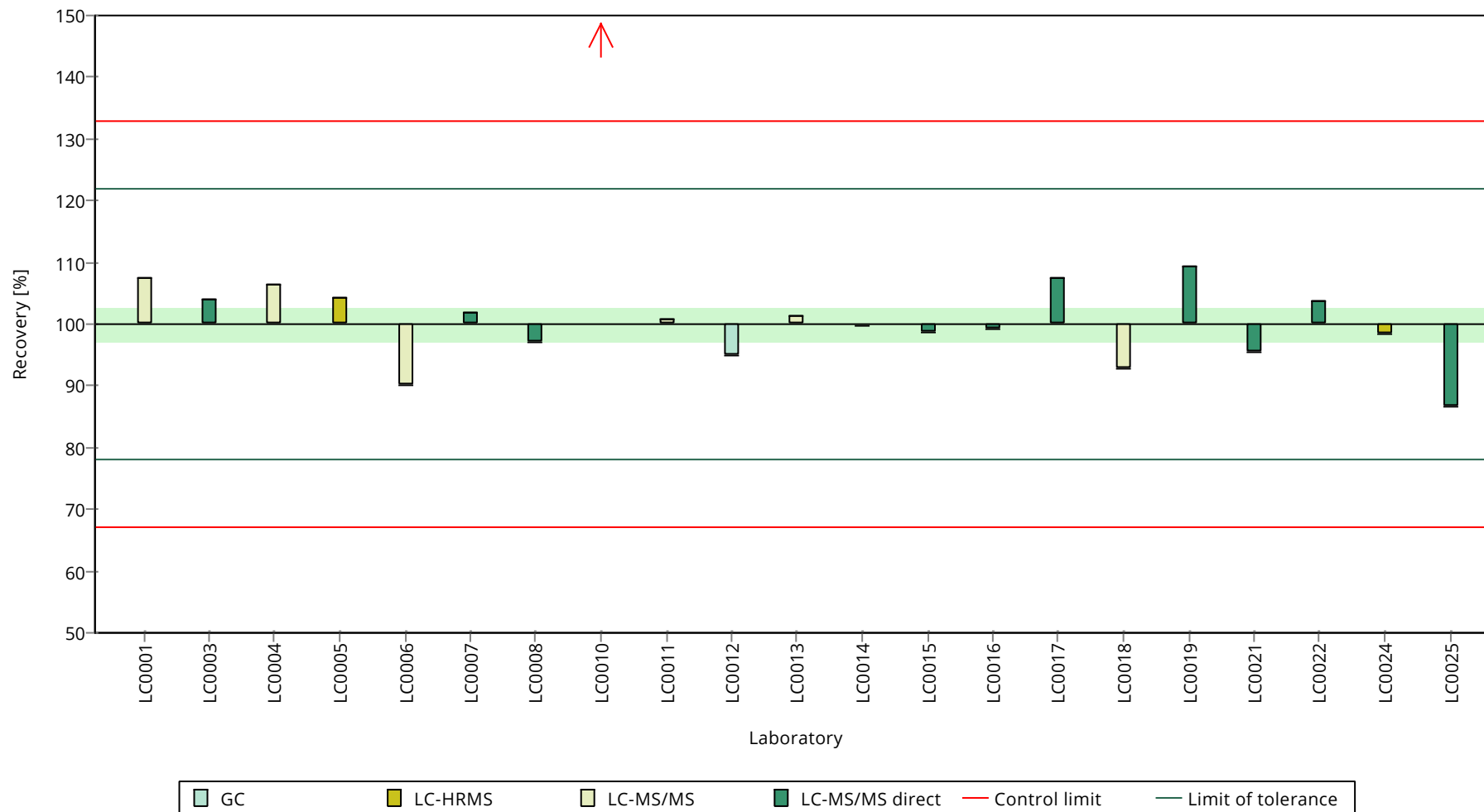
	all results	without outliers	Unit
Mean ± CI (99%)	0.595 ± 0.101	0.562 ± 0.0226	µg/l
Minimum	0.487	0.487	µg/l
Maximum	1.25	0.615	µg/l
Standard deviation	0.154	0.0337	µg/l
rel. standard deviation	25.8	5.99	%
n	21	20	-

Graphical presentation of results

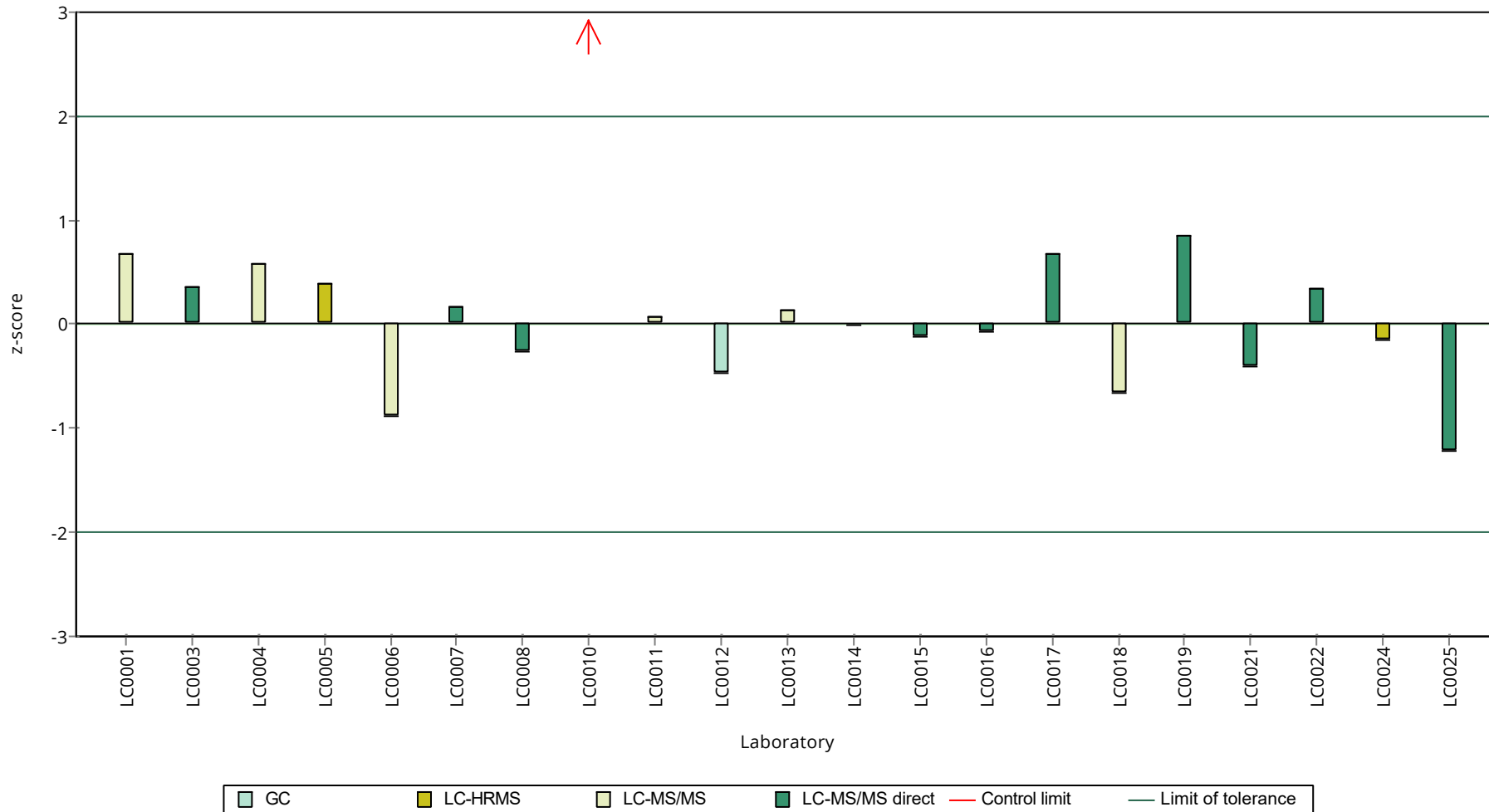
Results



**Recovery rate**



**z-score**



Parameter oriented report Herbicides/pesticides -  
H003

Sample: H003B, Parameter: Terbutylazine

## Parameter oriented report

### H003 B

#### Terbutylazine

Unit	µg/l
Assigned value ± U (k=2)	0.266 ± 0.00731
Criterion	0.0293 (11 %)
Minimum - Maximum	0.225 - 0.29
Control test value ± U (k=2)	0.282 ± 0.0846

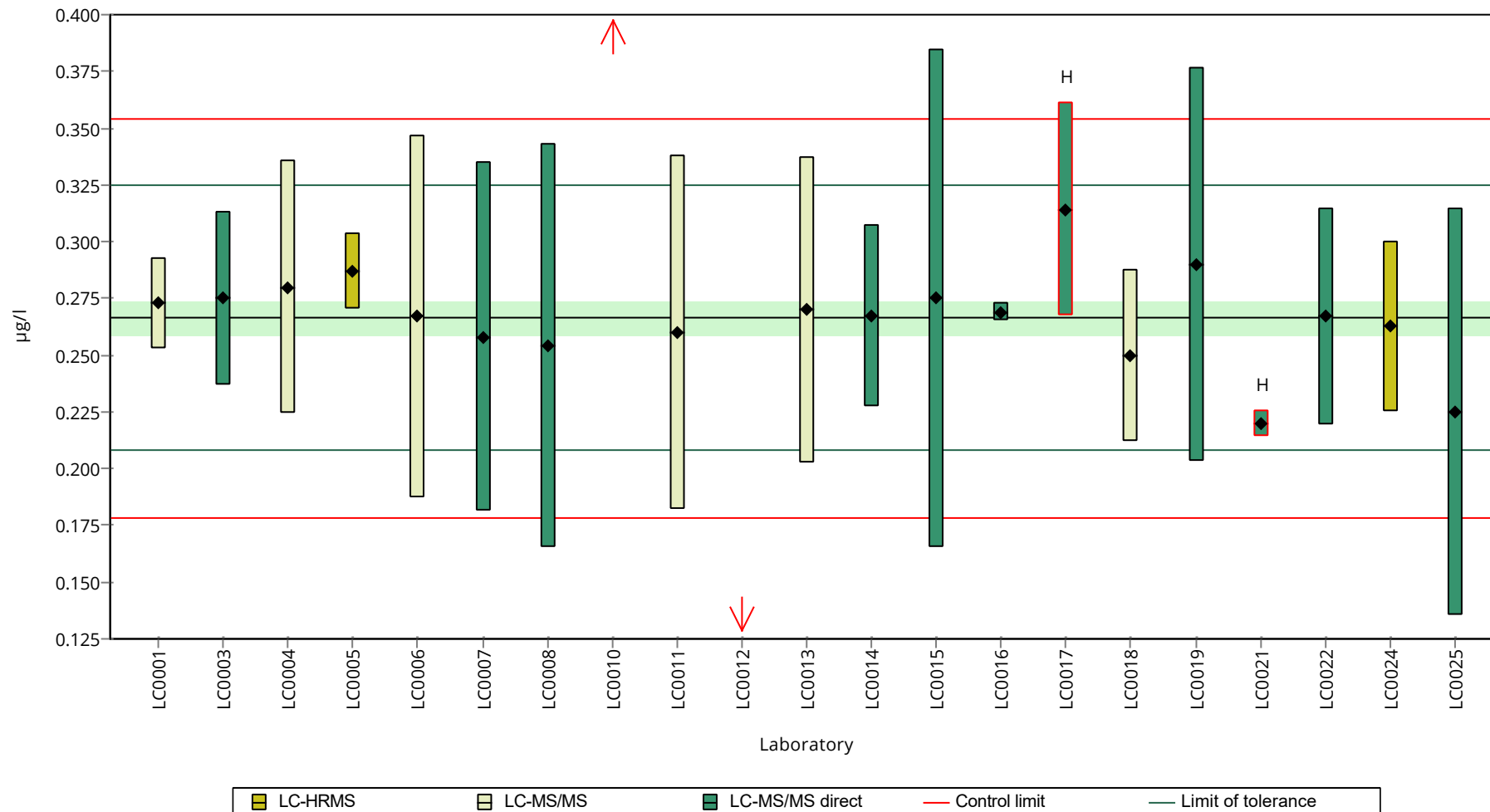
Labcode	Result ± U	Recovery [%]	z-Score	Comments
LC0001	0.273 ± 0.02	102	0.22	
LC0002	- ± -	-	-	
LC0003	0.275 ± 0.0385	103	0.29	
LC0004	0.28 ± 0.056	105	0.46	
LC0005	0.28678 ± 0.01663	108	0.69	
LC0006	0.267 ± 0.0801	100	0.02	
LC0007	0.258 ± 0.077	96.8	-0.29	
LC0008	0.254 ± 0.089	95.3	-0.42	
LC0009	- ± -	-	-	
LC0010	0.5 ± 0.25	188	7.97	H
LC0011	0.26 ± 0.078	97.6	-0.22	
LC0012	0.0984 ± 0.013	36.9	-5.73	H
LC0013	0.27 ± 0.0675	101	0.12	
LC0014	0.267 ± 0.04	100	0.02	
LC0015	0.275 ± 0.11	103	0.29	
LC0016	0.269 ± 0.004	101	0.09	
LC0017	0.314 ± 0.047	118	1.62	H
LC0018	0.25 ± 0.038	93.8	-0.56	
LC0019	0.29 ± 0.087	109	0.8	
LC0020	- ± -	-	-	
LC0021	0.22 ± 0.006	82.6	-1.58	H
LC0022	0.267 ± 0.048	100	0.02	
LC0023	- ± -	-	-	
LC0024	0.2627 ± 0.03747	98.6	-0.13	
LC0025	0.225 ± 0.09	84.4	-1.41	

#### Characteristics of parameter

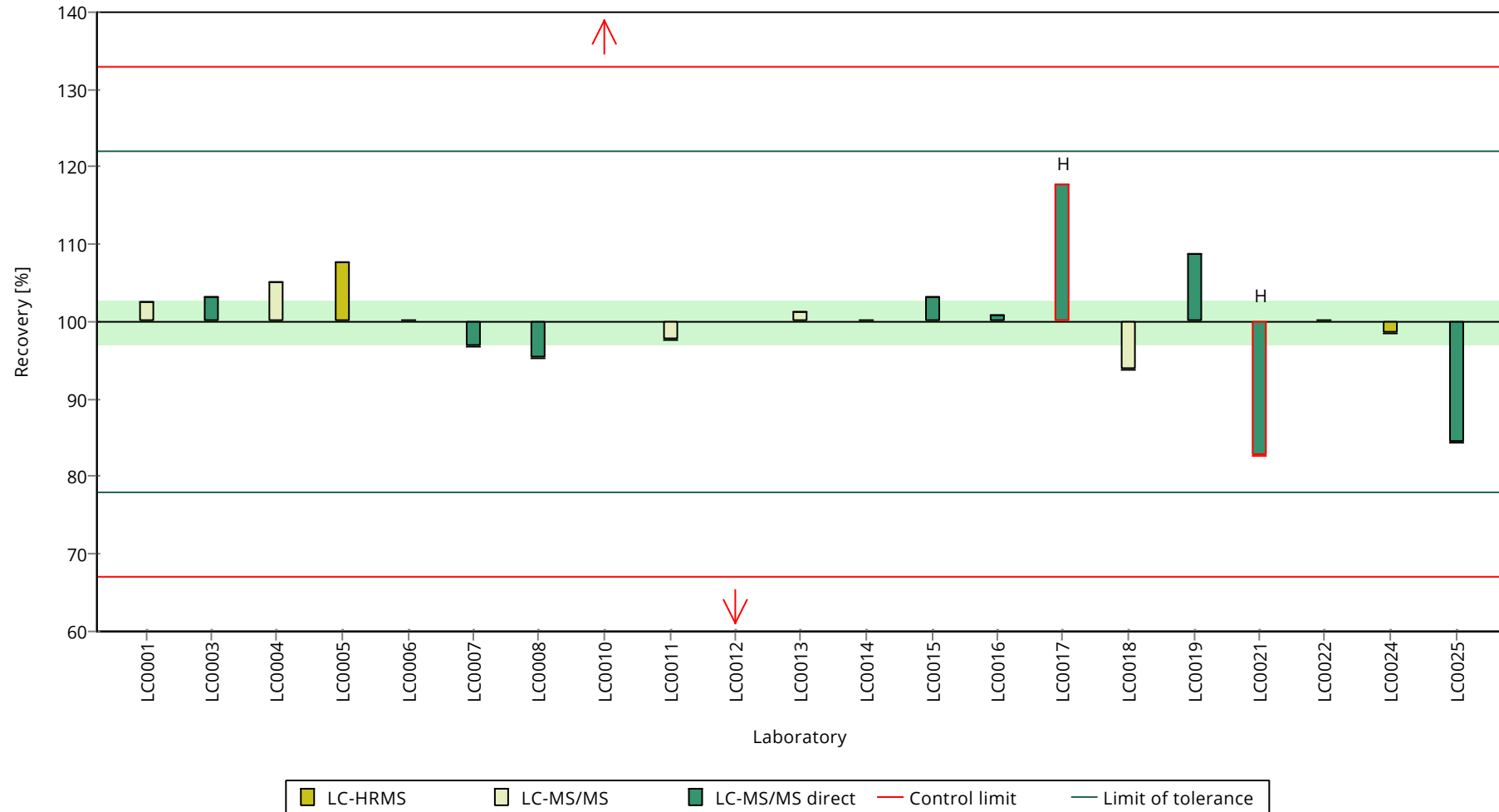
	all results	without outliers	Unit
Mean ± CI (99%)	0.27 ± 0.0441	0.266 ± 0.011	µg/l
Minimum	0.0984	0.225	µg/l
Maximum	0.5	0.29	µg/l
Standard deviation	0.0673	0.0151	µg/l
rel. standard deviation	25	5.65	%
n	21	17	-

Graphical presentation of results

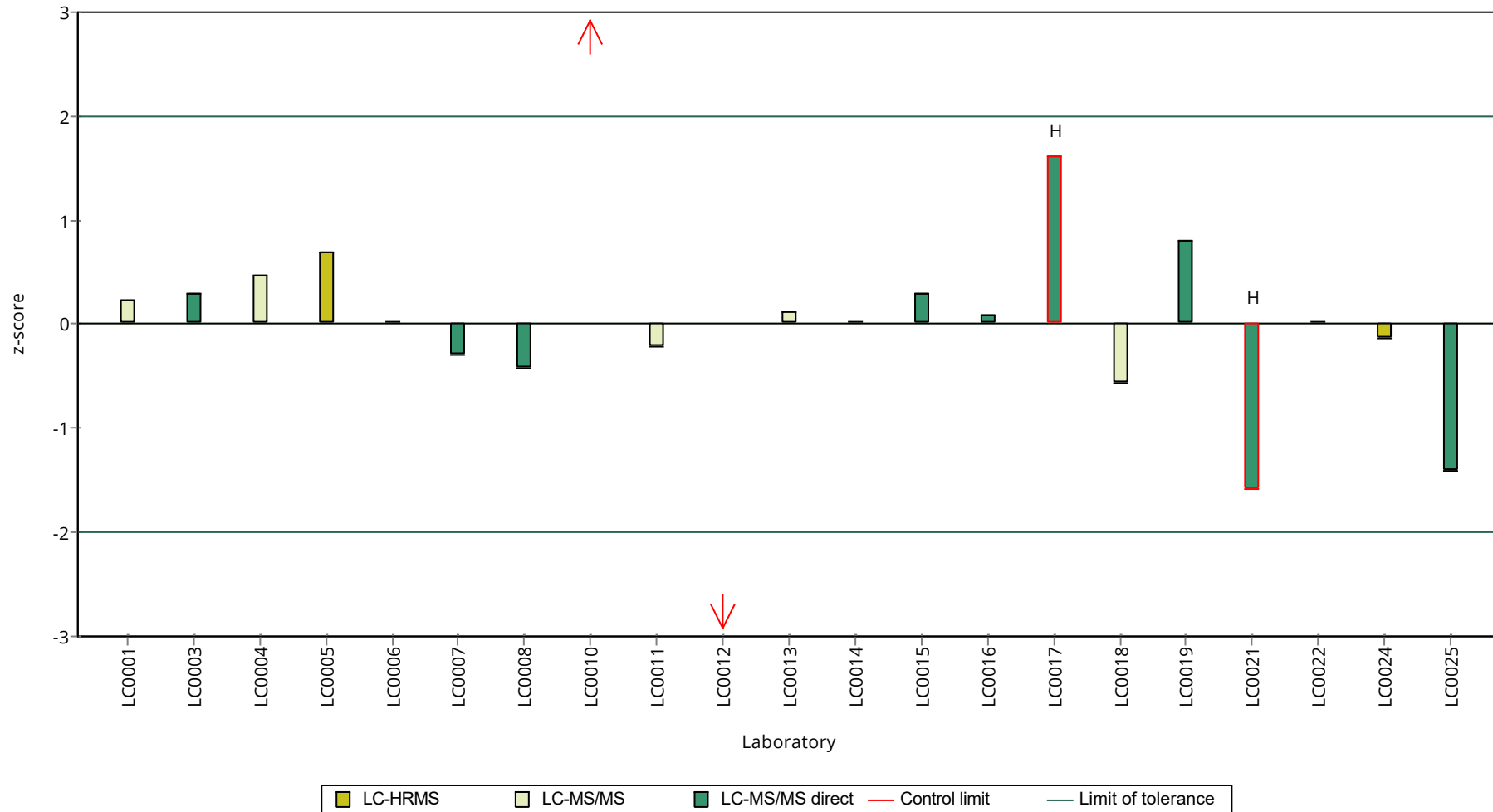
Results



Recovery rate



**z-Score**



Parameter oriented report Herbicides/pesticides - H003

Sample: H003A, Parameter: Terbutylazine-desethyl

## Parameter oriented report

### H003 A

#### Terbutylazine-desethyl

Unit	µg/l
Assigned value ± U (k=2)	0.274 ± 0.00994
Criterion	0.0301 (11 %)
Minimum - Maximum	0.243 - 0.316
Control test value ± U (k=2)	0.274 ± 0.109

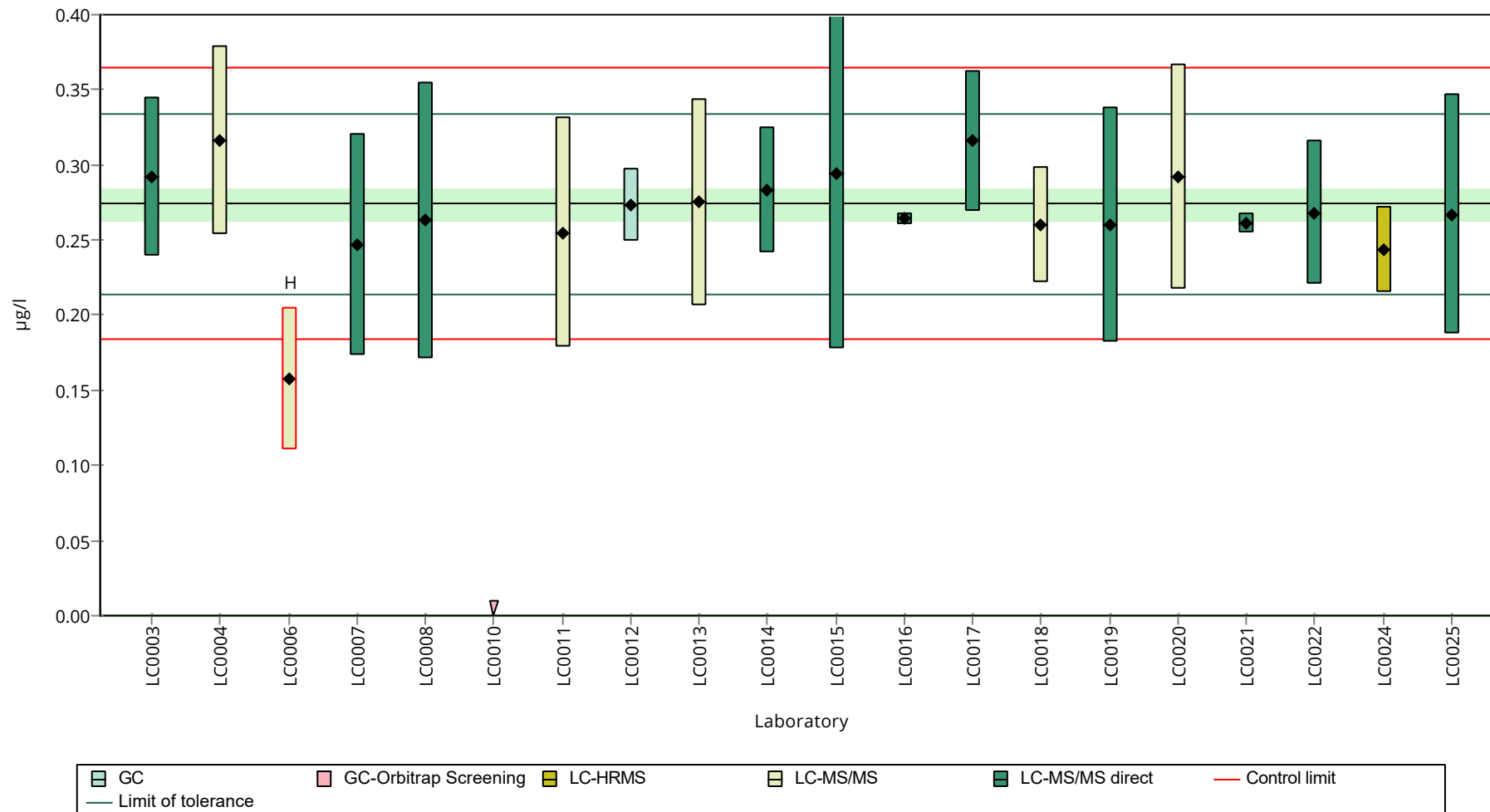
Labcode	Result ± U	Recovery [%]	z-Score	Comments
LC0001	- ± -	-	-	
LC0002	- ± -	-	-	
LC0003	0.292 ± 0.0525	107	0.6	
LC0004	0.316 ± 0.063	115	1.4	
LC0005	- ± -	-	-	
LC0006	0.158 ± 0.0474	57.7	-3.85	H
LC0007	0.247 ± 0.074	90.2	-0.89	
LC0008	0.263 ± 0.092	96	-0.36	
LC0009	- ± -	-	-	
LC0010	<0.01 (LOD) ± -	-	-	FN
LC0011	0.255 ± 0.0765	93.1	-0.63	
LC0012	0.273 ± 0.024	99.7	-0.03	
LC0013	0.275 ± 0.0688	100	0.04	
LC0014	0.283 ± 0.042	103	0.3	
LC0015	0.294 ± 0.117	107	0.67	
LC0016	0.264 ± 0.004	96.4	-0.33	
LC0017	0.316 ± 0.047	115	1.4	
LC0018	0.26 ± 0.039	94.9	-0.46	
LC0019	0.26 ± 0.078	94.9	-0.46	
LC0020	0.292 ± 0.075	107	0.6	
LC0021	0.261 ± 0.007	95.3	-0.43	
LC0022	0.268 ± 0.048	97.9	-0.19	
LC0023	- ± -	-	-	
LC0024	0.2432 ± 0.02884	88.8	-1.02	
LC0025	0.267 ± 0.08	97.5	-0.23	

#### Characteristics of parameter

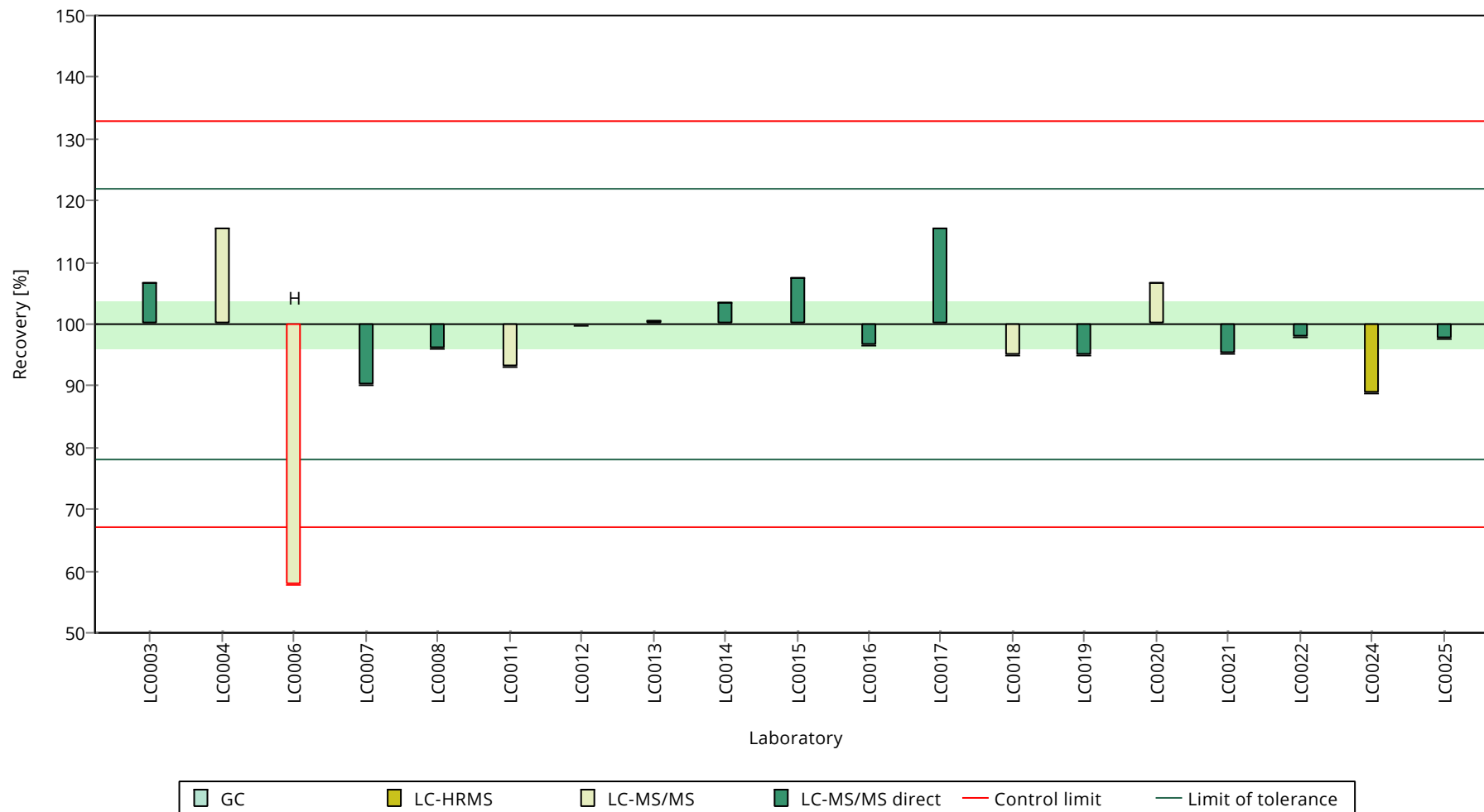
	all results	without outliers	Unit
Mean ± CI (99%)	0.268 ± 0.0231	0.274 ± 0.0149	µg/l
Minimum	0.158	0.243	µg/l
Maximum	0.316	0.316	µg/l
Standard deviation	0.0336	0.0211	µg/l
rel. standard deviation	12.5	7.7	%
n	19	18	-

Graphical presentation of results

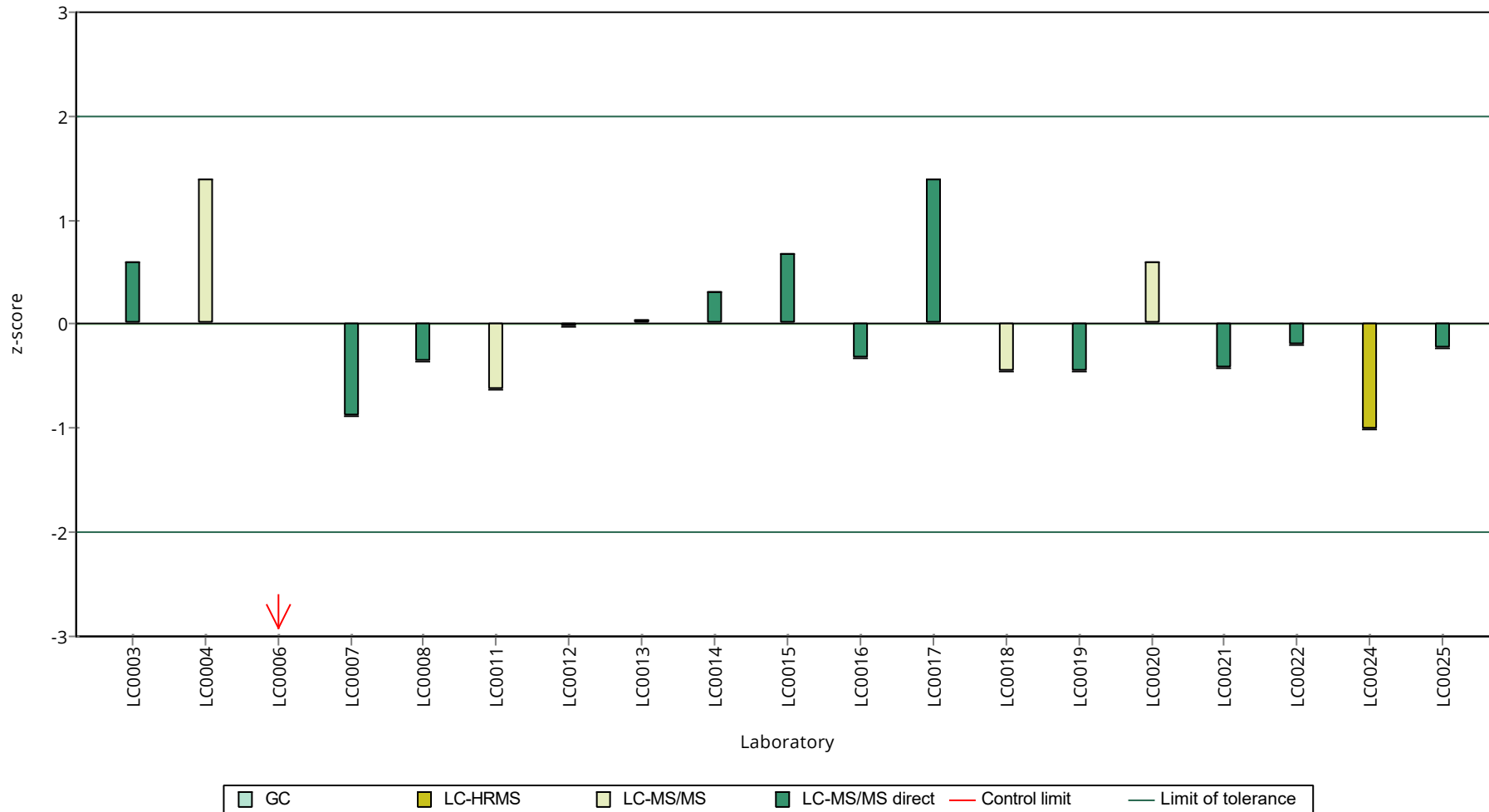
Results



**Recovery rate**



**z-Score**



Parameter oriented report Herbicides/pesticides - H003

Sample: H003B, Parameter: Terbutylazine-desethyl

## Parameter oriented report

### H003 B

#### Terbutylazine-desethyl

Unit	µg/l
Assigned value ± U (k=2)	0.546 ± 0.0206
Criterion	0.06 (11 %)
Minimum - Maximum	0.468 - 0.638
Control test value ± U (k=2)	0.563 ± 0.225

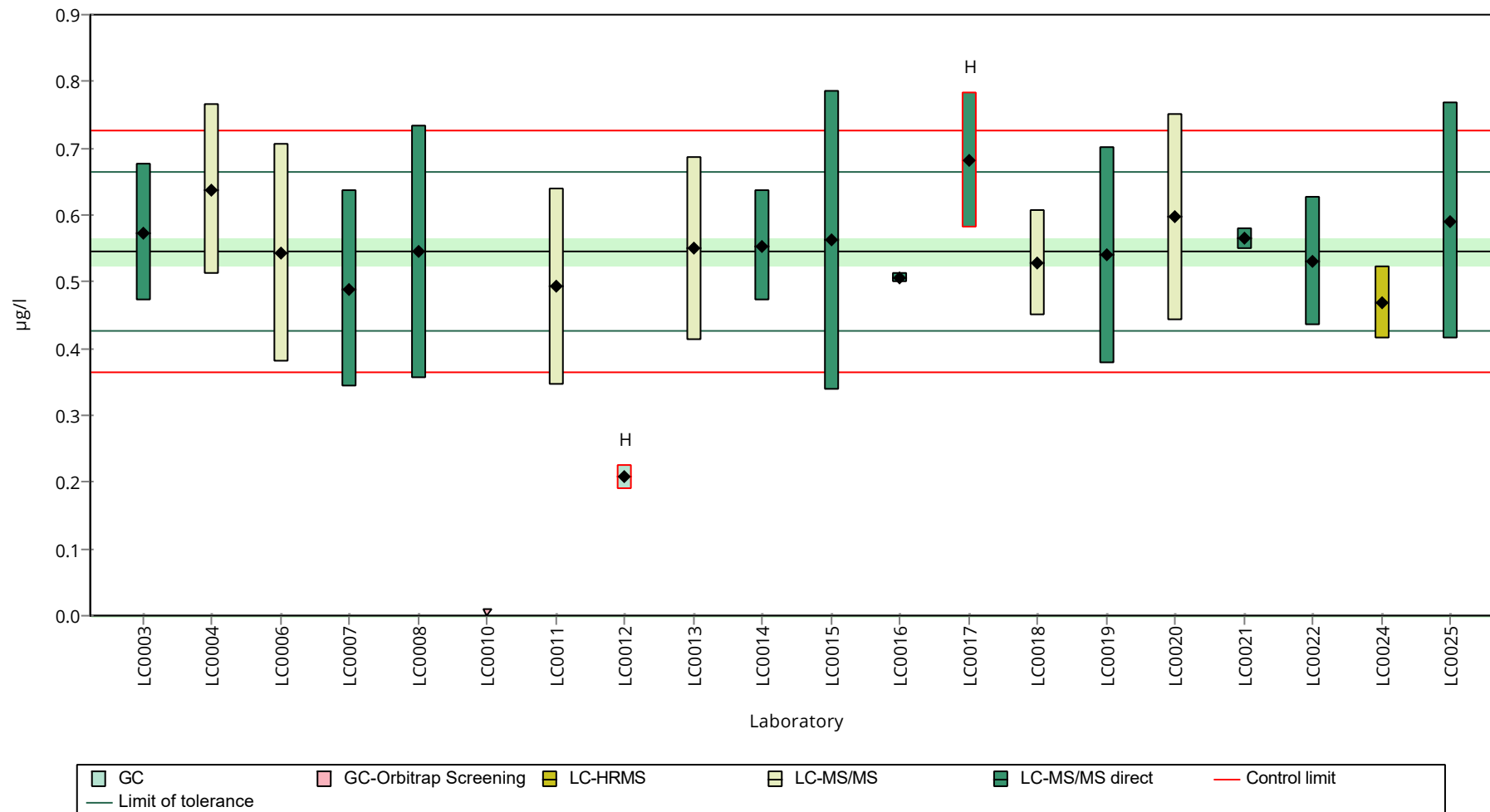
Labcode	Result ± U	Recovery [%]	z-Score	Comments
LC0001	- ± -	-	-	
LC0002	- ± -	-	-	
LC0003	0.573 ± 0.103	105	0.46	
LC0004	0.638 ± 0.128	117	1.54	
LC0005	- ± -	-	-	
LC0006	0.543 ± 0.1629	99.5	-0.04	
LC0007	0.489 ± 0.147	89.6	-0.94	
LC0008	0.545 ± 0.19	99.9	-0.01	
LC0009	- ± -	-	-	
LC0010	<0.01 (LOD) ± -	-	-	FN
LC0011	0.493 ± 0.1479	90.4	-0.88	
LC0012	0.2079 ± 0.0184	38.1	-5.63	H
LC0013	0.55 ± 0.1375	101	0.07	
LC0014	0.554 ± 0.083	102	0.14	
LC0015	0.562 ± 0.225	103	0.27	
LC0016	0.506 ± 0.008	92.7	-0.66	
LC0017	0.682 ± 0.102	125	2.27	H
LC0018	0.529 ± 0.079	97	-0.28	
LC0019	0.54 ± 0.162	99	-0.09	
LC0020	0.597 ± 0.155	109	0.86	
LC0021	0.565 ± 0.016	104	0.32	
LC0022	0.531 ± 0.096	97.3	-0.24	
LC0023	- ± -	-	-	
LC0024	0.4684 ± 0.05556	85.9	-1.29	
LC0025	0.591 ± 0.177	108	0.76	

#### Characteristics of parameter

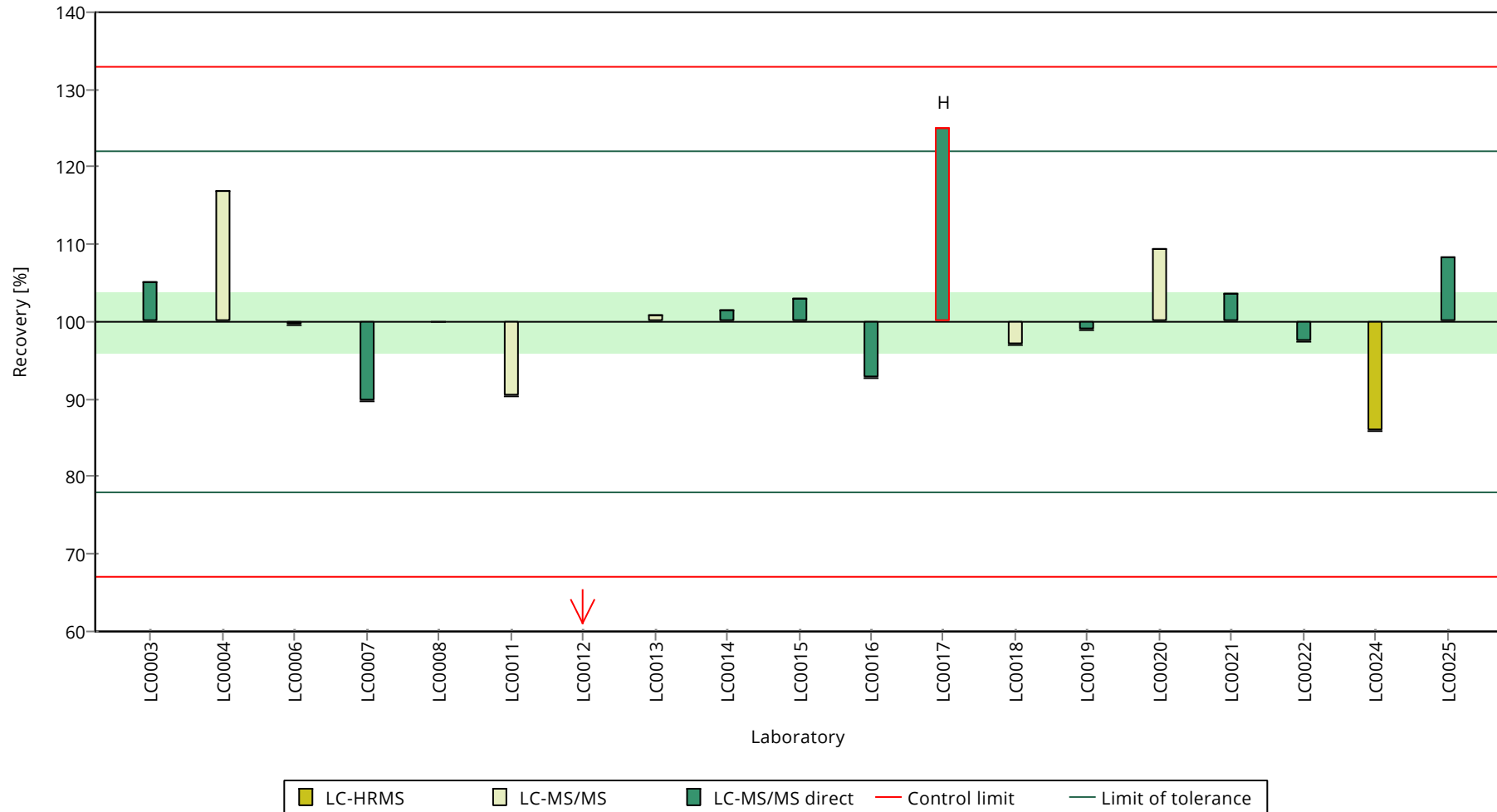
	all results	without outliers	Unit
Mean ± CI (99%)	0.535 ± 0.0647	0.546 ± 0.0308	µg/l
Minimum	0.208	0.468	µg/l
Maximum	0.682	0.638	µg/l
Standard deviation	0.0941	0.0424	µg/l
rel. standard deviation	17.6	7.77	%
n	19	17	-

Graphical presentation of results

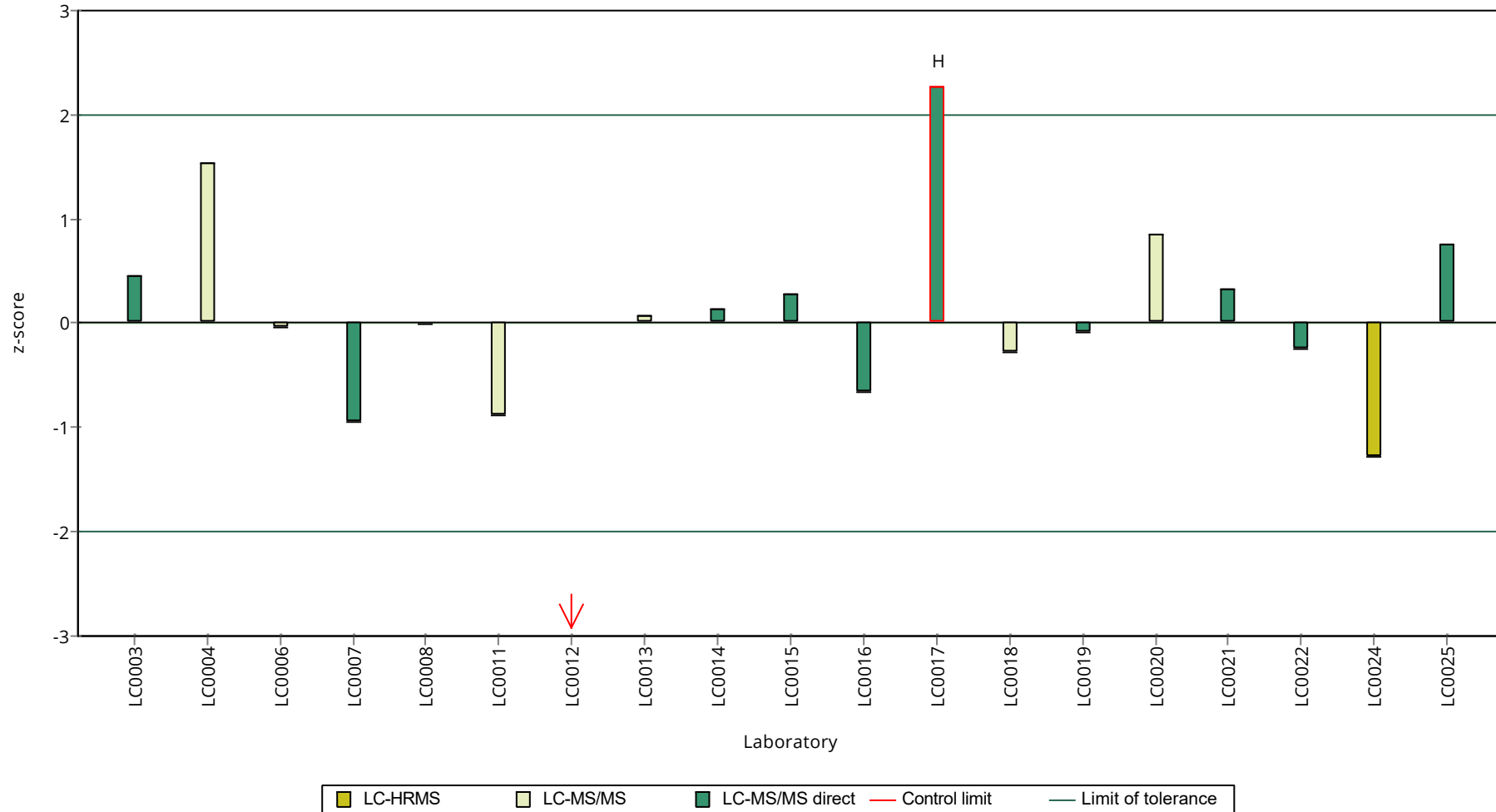
Results



**Recovery rate**



**z-Score**



Parameter oriented report Herbicides/pesticides - H003

Sample: H003A, Parameter: Terbutylazine Metabolite CGA 324007 (LM5)

## Parameter oriented report

### H003 A

#### Terbutylazine Metabolite CGA 324007 (LM5) \* \*\*

Unit  $\mu\text{g/l}$   
Assigned value  $\pm U$  (k=2) -  
Criterion -  
Minimum - Maximum 0.201 - 0.273  
Control test value  $\pm U$  (k=2) 0.201  $\pm$  0.0301

\*\* There is no accreditation for this parameter.

\* For this substance there are too few laboratory results available (n<6), therefore the calculated mean value MV  $\pm U$  (k=2) based on the data of the (accredited) laboratories (n) after outlier removal are given for information. It can be used for comparison as part of your internal QA measures.

MV (n=5, accr.)  $\pm U$  (k=2): 0.235  $\pm$  0.0296  $\mu\text{g/l}$

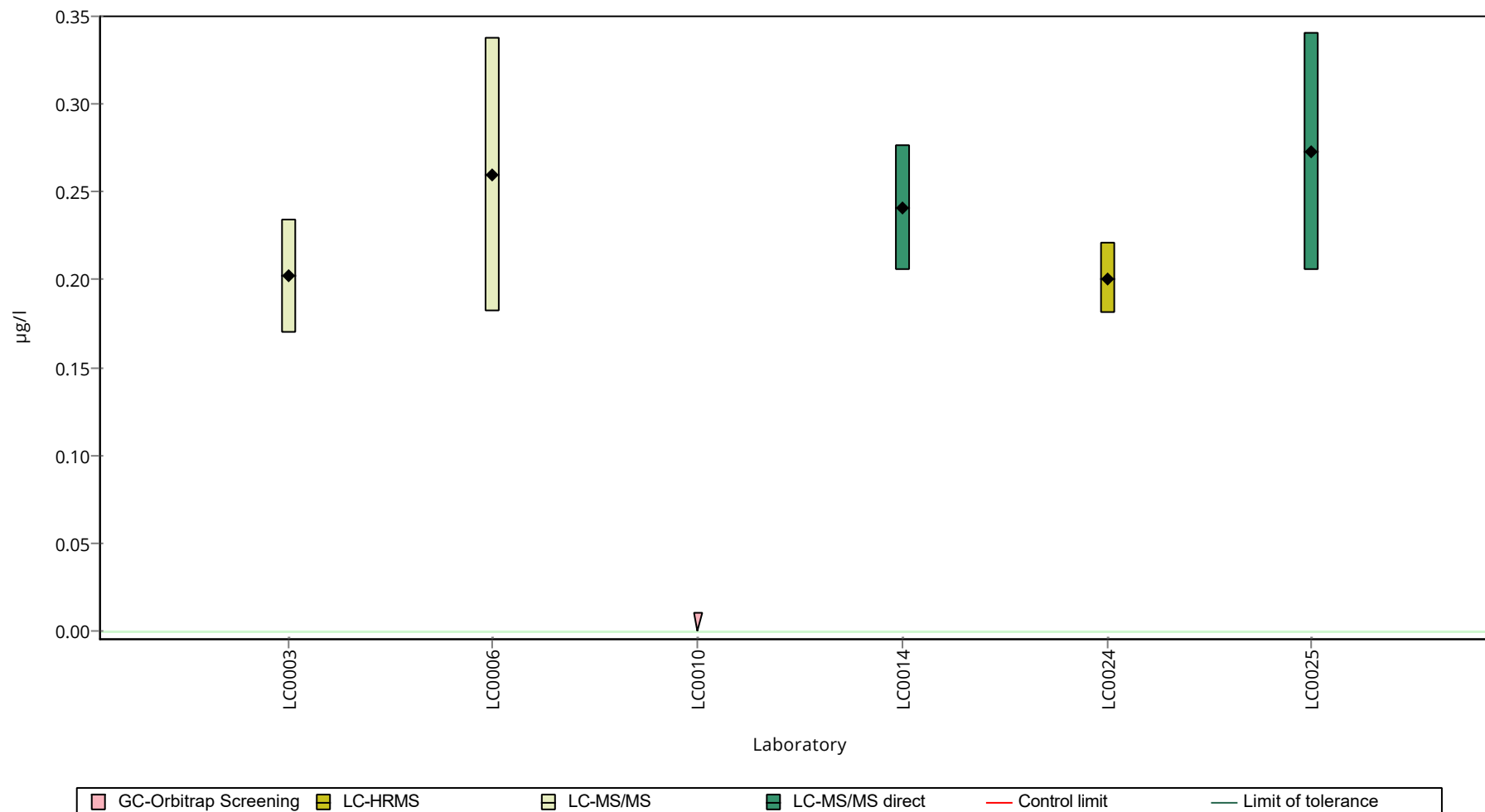
Labcode	Result $\pm U$	Recovery [%]	z-Score	Comments
LC0001	- $\pm$ -	-	-	
LC0002	- $\pm$ -	-	-	
LC0003	0.202 $\pm$ 0.0324	-	-	
LC0004	- $\pm$ -	-	-	
LC0005	- $\pm$ -	-	-	
LC0006	0.26 $\pm$ 0.078	-	-	
LC0007	- $\pm$ -	-	-	
LC0008	- $\pm$ -	-	-	
LC0009	- $\pm$ -	-	-	
LC0010	<0.01 (LOD) $\pm$ -	-	-	FN
LC0011	- $\pm$ -	-	-	
LC0012	- $\pm$ -	-	-	
LC0013	- $\pm$ -	-	-	
LC0014	0.241 $\pm$ 0.036	-	-	
LC0015	- $\pm$ -	-	-	
LC0016	- $\pm$ -	-	-	
LC0017	- $\pm$ -	-	-	
LC0018	- $\pm$ -	-	-	
LC0019	- $\pm$ -	-	-	
LC0020	- $\pm$ -	-	-	
LC0021	- $\pm$ -	-	-	
LC0022	- $\pm$ -	-	-	
LC0023	- $\pm$ -	-	-	
LC0024	0.2007 $\pm$ 0.02043	-	-	
LC0025	0.273 $\pm$ 0.068	-	-	

#### Characteristics of parameter

	all results	without outliers	Unit
Mean $\pm$ CI (99%)	0.235 $\pm$ 0.0443	-	$\mu\text{g/l}$
Minimum	0.201	0.201	$\mu\text{g/l}$
Maximum	0.273	0.273	$\mu\text{g/l}$
Standard deviation	0.0331	-	$\mu\text{g/l}$
rel. standard deviation	14	-	%
n	5	5	-

**Graphical presentation of results**

**Results**



Parameter oriented report Herbicides/pesticides - H003

Sample: H003B, Parameter: Terbutylazine Metabolite CGA 324007 (LM5)

## Parameter oriented report

### H003 B

#### Terbutylazine Metabolite CGA 324007 (LM5) \* \*\*

Unit	µg/l
Assigned value ± U (k=2)	-
Criterion	-
Minimum - Maximum	0.111 - 0.135
Control test value ± U (k=2)	0.0972 ± 0.0146

\*\* There is no accreditation for this parameter.

\* For this substance there are too few laboratory results available (n<6), therefore the calculated mean value MV +/- U(k=2) based on the data of the (accredited) laboratories (n) after outlier removal are given for information. It can be used for comparison as part of your internal QA measures.

MV (n=5, accr.) +/- U(k=2): 0.124 +/- 0.00793 µg/l

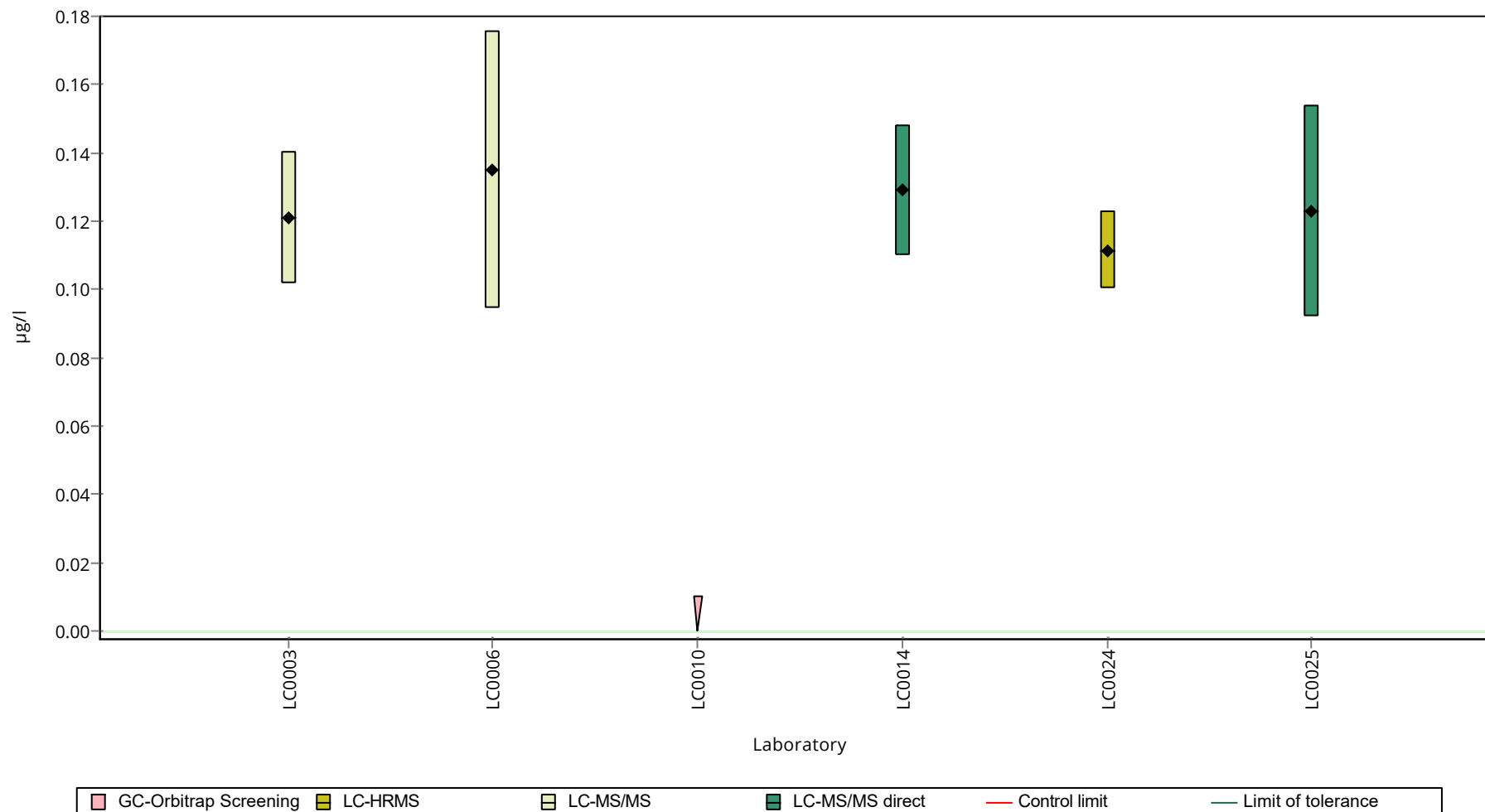
Labcode	Result ± U	Recovery [%]	z-Score	Comments
LC0001	- ± -	-	-	
LC0002	- ± -	-	-	
LC0003	0.121 ± 0.0193	-	-	
LC0004	- ± -	-	-	
LC0005	- ± -	-	-	
LC0006	0.135 ± 0.0405	-	-	
LC0007	- ± -	-	-	
LC0008	- ± -	-	-	
LC0009	- ± -	-	-	
LC0010	<0.01 (LOD) ± -	-	-	FN
LC0011	- ± -	-	-	
LC0012	- ± -	-	-	
LC0013	- ± -	-	-	
LC0014	0.129 ± 0.019	-	-	
LC0015	- ± -	-	-	
LC0016	- ± -	-	-	
LC0017	- ± -	-	-	
LC0018	- ± -	-	-	
LC0019	- ± -	-	-	
LC0020	- ± -	-	-	
LC0021	- ± -	-	-	
LC0022	- ± -	-	-	
LC0023	- ± -	-	-	
LC0024	0.1114 ± 0.01134	-	-	
LC0025	0.123 ± 0.031	-	-	

#### Characteristics of parameter

	all results	without outliers	Unit
Mean ± CI (99%)	0.124 ± 0.0119	-	µg/l
Minimum	0.111	0.111	µg/l
Maximum	0.135	0.135	µg/l
Standard deviation	0.00887	-	µg/l
rel. standard deviation	7.16	-	%
n	5	5	-

**Graphical presentation of results**

**Results**



Parameter oriented report Herbicides/pesticides - H003

Sample: H003A, Parameter: Terbutylazine Metabolite SYN 545666 (LM6)

## Parameter oriented report

### H003 A

#### Terbutylazine Metabolite SYN 545666 (LM6) \*\*

\*\* There is no accreditation for this parameter.

Unit	µg/l
Assigned value ± U (k=2)	0.154 ± 0.0201
Criterion	0.0369 (24 %)
Minimum - Maximum	0.085 - 0.199
Control test value ± U (k=2)	0.108 ± 0.0163

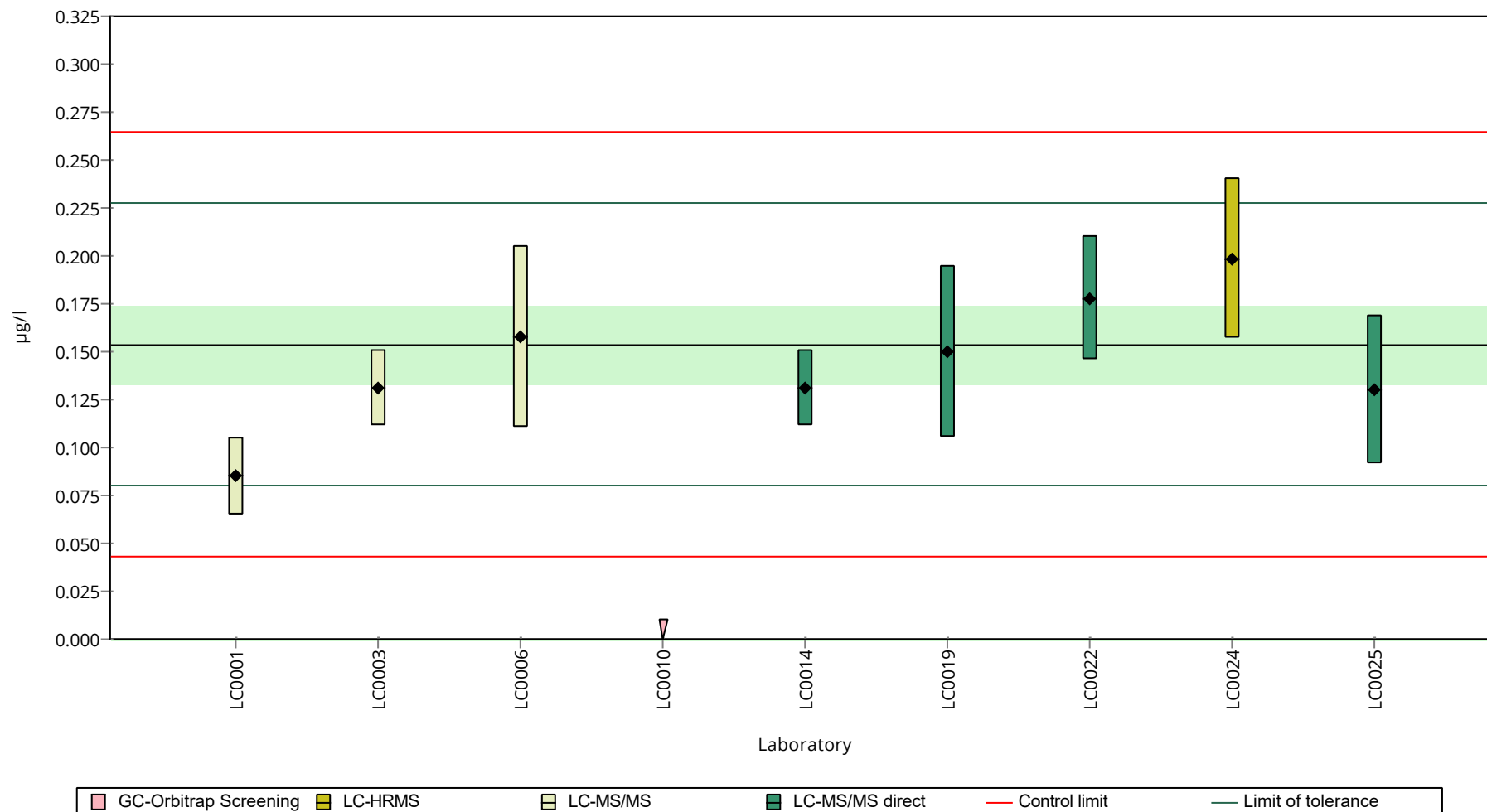
Labcode	Result ± U	Recovery [%]	z-Score	Comments
LC0001	0.085 ± 0.02	55.3	-1.86	
LC0002	- ± -	-	-	
LC0003	0.131 ± 0.0197	85.2	-0.62	
LC0004	- ± -	-	-	
LC0005	- ± -	-	-	
LC0006	0.158 ± 0.0474	103	0.11	
LC0007	- ± -	-	-	
LC0008	- ± -	-	-	
LC0009	- ± -	-	-	
LC0010	<0.01 (LOD) ± -	-	-	FN
LC0011	- ± -	-	-	
LC0012	- ± -	-	-	
LC0013	- ± -	-	-	
LC0014	0.131 ± 0.02	85.2	-0.62	
LC0015	- ± -	-	-	
LC0016	- ± -	-	-	
LC0017	- ± -	-	-	
LC0018	- ± -	-	-	
LC0019	0.15 ± 0.045	97.5	-0.1	
LC0020	- ± -	-	-	
LC0021	- ± -	-	-	
LC0022	0.178 ± 0.032	116	0.66	
LC0023	- ± -	-	-	
LC0024	0.1987 ± 0.04205	129	1.22	
LC0025	0.13 ± 0.039	84.5	-0.65	

#### Characteristics of parameter

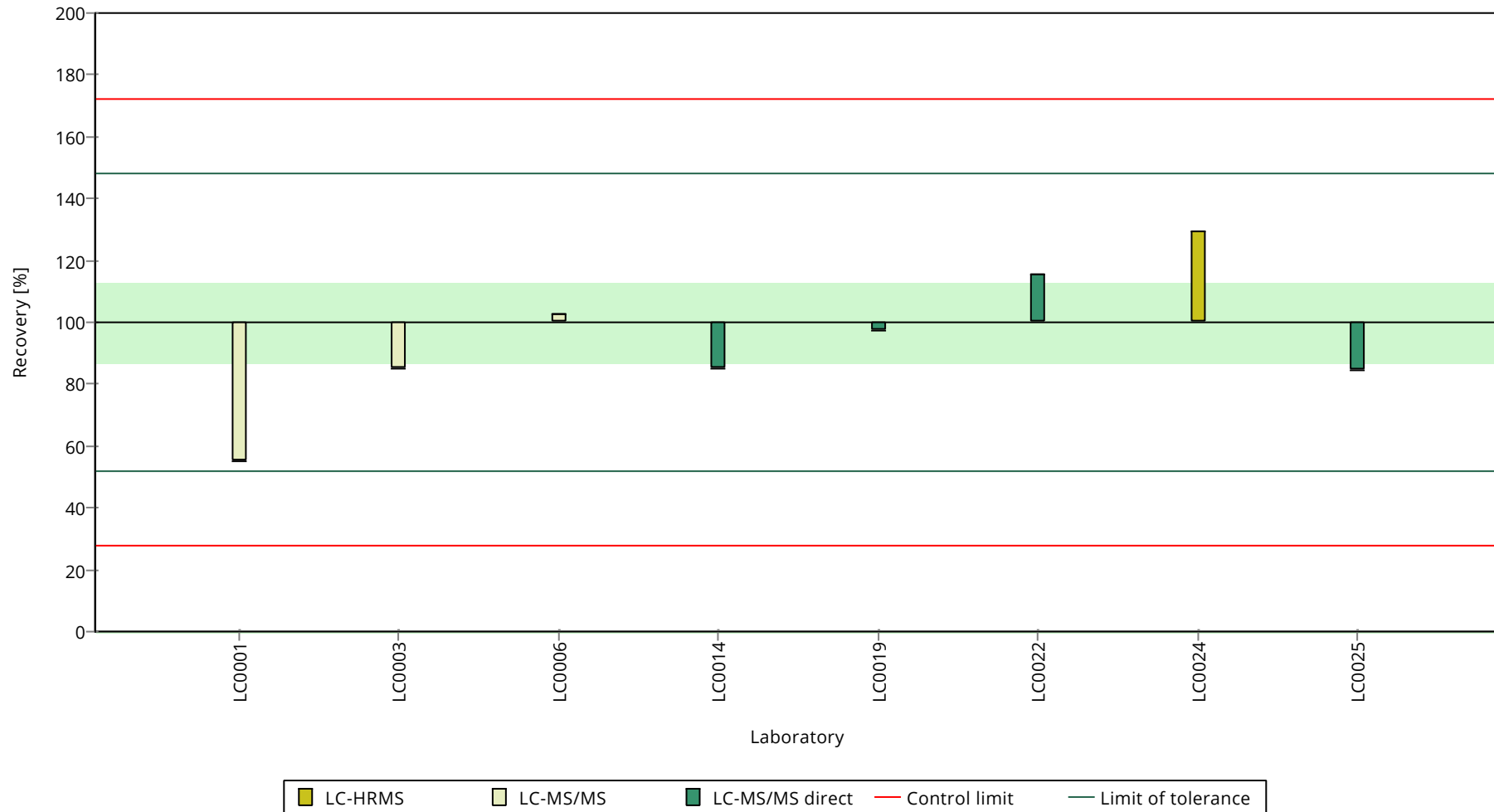
	all results	without outliers	Unit
Mean ± CI (99%)	0.145 ± 0.0367	0.145 ± 0.0367	µg/l
Minimum	0.085	0.085	µg/l
Maximum	0.199	0.199	µg/l
Standard deviation	0.0346	0.0346	µg/l
rel. standard deviation	23.8	23.8	%
n	8	8	-

**Graphical presentation of results**

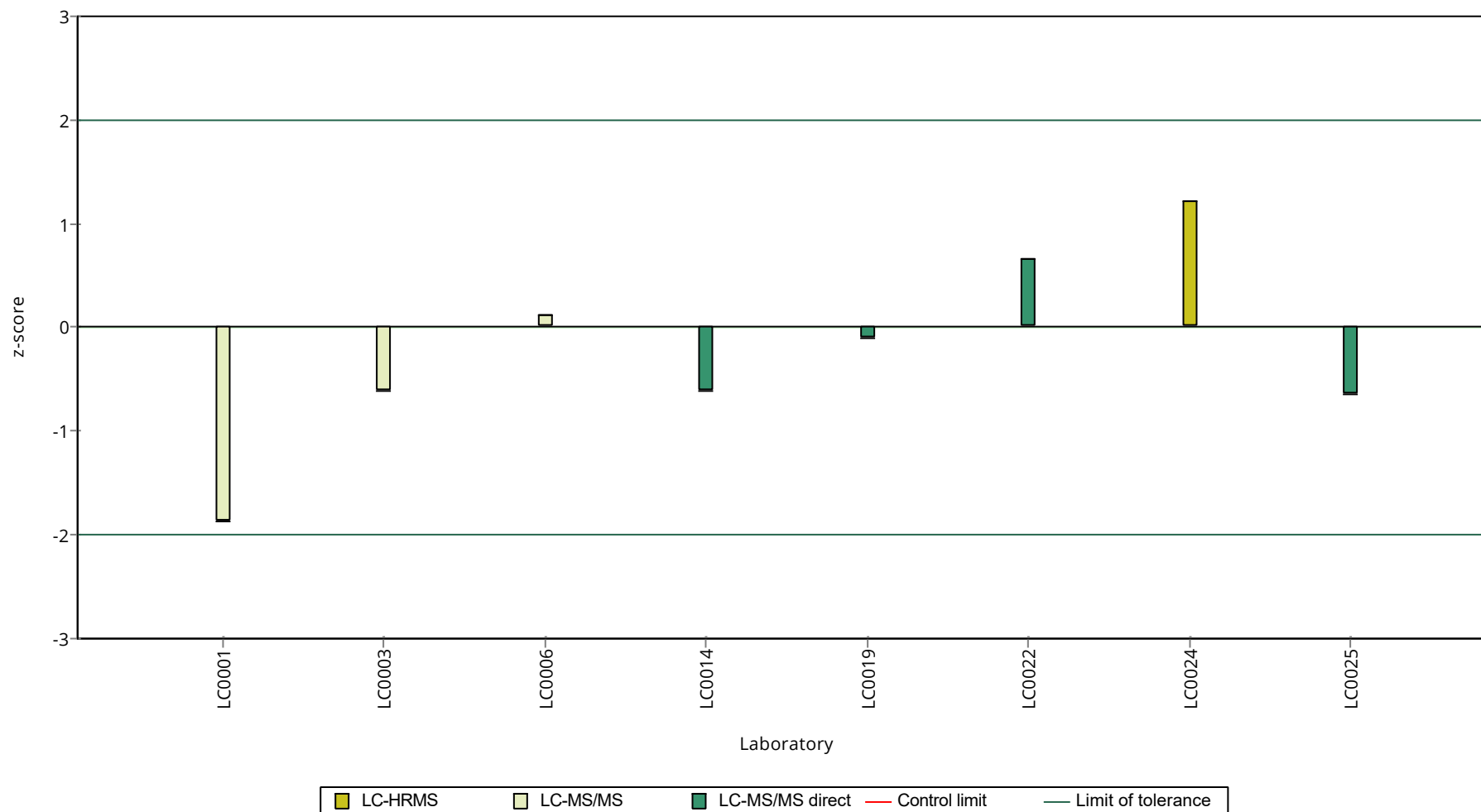
**Results**



**Recovery rate**



**z-Score**



Parameter oriented report Herbicides/pesticides - H003

Sample: H003B, Parameter: Terbutylazine Metabolite SYN 545666 (LM6)

## Parameter oriented report

### H003 B

#### Terbutylazine Metabolite SYN 545666 (LM6) \*\*

\*\* There is no accreditation for this parameter.

Unit	µg/l
Assigned value ± U (k=2)	0.318 ± 0.0221
Criterion	0.0318 (10 %)
Minimum - Maximum	0.279 - 0.369
Control test value ± U (k=2)	0.211 ± 0.0316

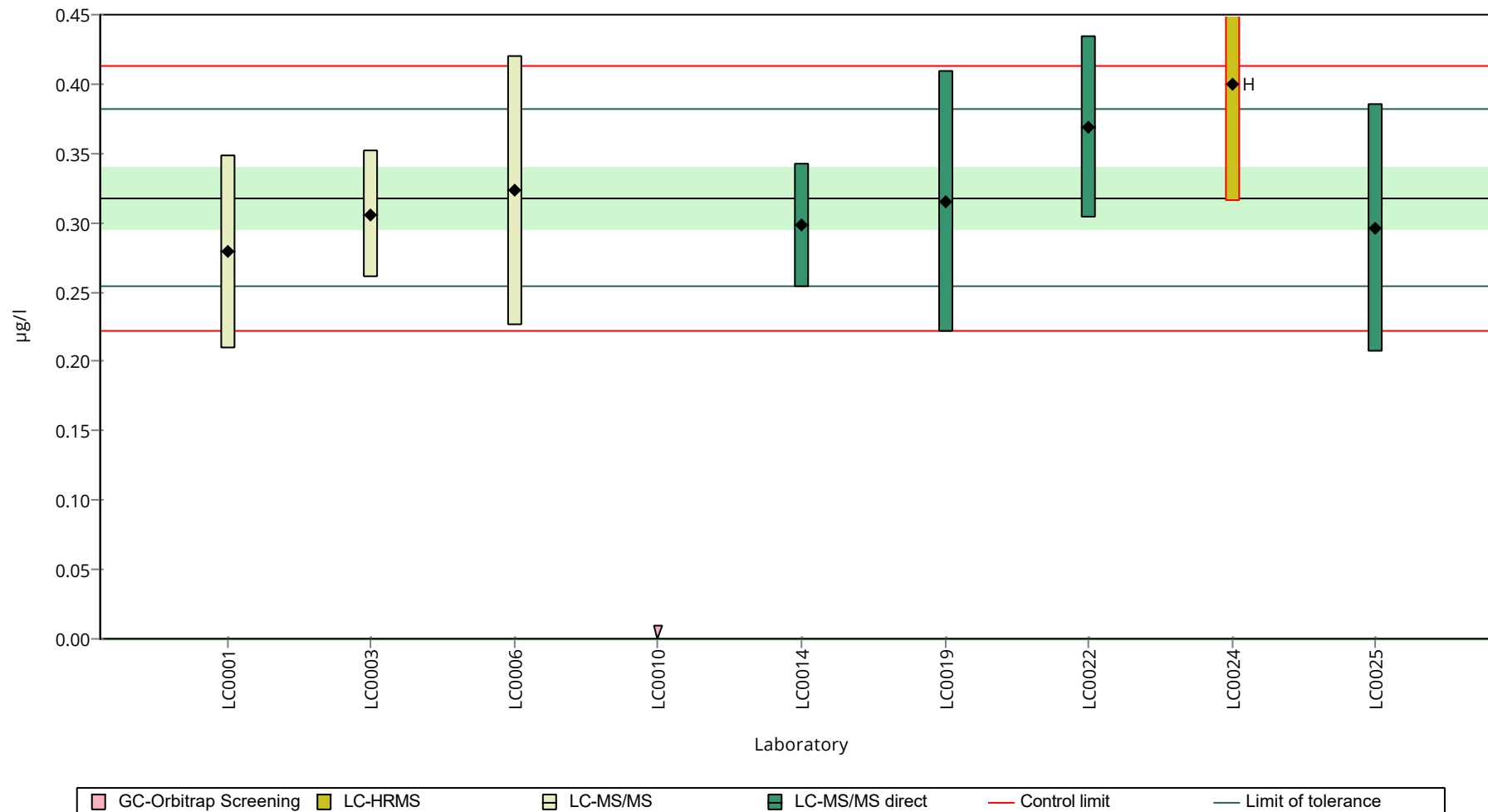
Labcode	Result ± U	Recovery [%]	z-Score	Comments
LC0001	0.279 ± 0.07	87.8	-1.22	
LC0002	- ± -	-	-	
LC0003	0.306 ± 0.0458	96.3	-0.37	
LC0004	- ± -	-	-	
LC0005	- ± -	-	-	
LC0006	0.323 ± 0.0969	102	0.16	
LC0007	- ± -	-	-	
LC0008	- ± -	-	-	
LC0009	- ± -	-	-	
LC0010	<0.01 (LOD) ± -	-	-	FN
LC0011	- ± -	-	-	
LC0012	- ± -	-	-	
LC0013	- ± -	-	-	
LC0014	0.298 ± 0.045	93.8	-0.62	
LC0015	- ± -	-	-	
LC0016	- ± -	-	-	
LC0017	- ± -	-	-	
LC0018	- ± -	-	-	
LC0019	0.315 ± 0.0945	99.1	-0.09	
LC0020	- ± -	-	-	
LC0021	- ± -	-	-	
LC0022	0.369 ± 0.066	116	1.61	
LC0023	- ± -	-	-	
LC0024	0.3994 ± 0.08452	126	2.57	H
LC0025	0.296 ± 0.089	93.1	-0.69	

#### Characteristics of parameter

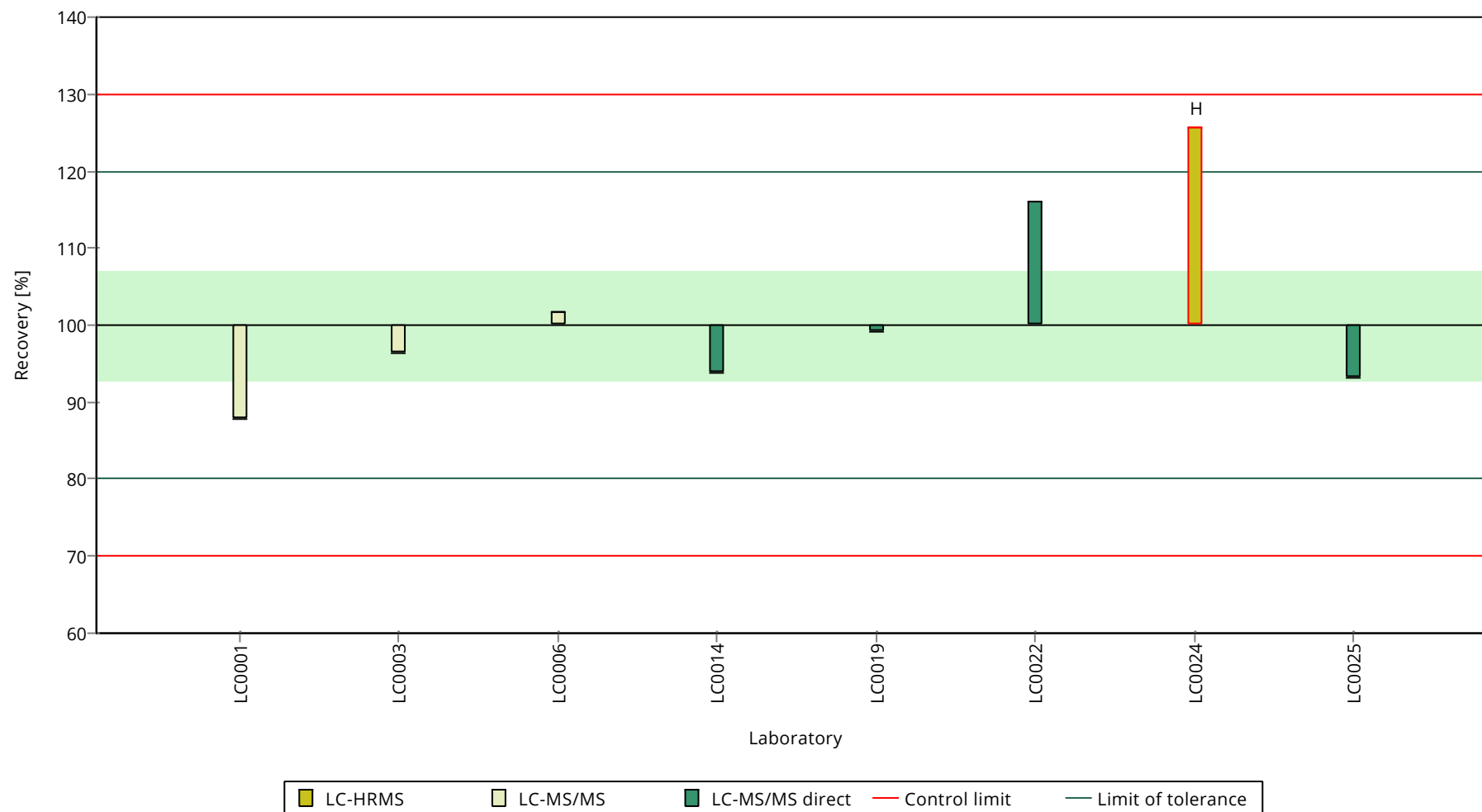
	all results	without outliers	Unit
Mean ± CI (99%)	0.323 ± 0.0432	0.312 ± 0.0326	µg/l
Minimum	0.279	0.279	µg/l
Maximum	0.399	0.369	µg/l
Standard deviation	0.0407	0.0287	µg/l
rel. standard deviation	12.6	9.2	%
n	8	7	-

Graphical presentation of results

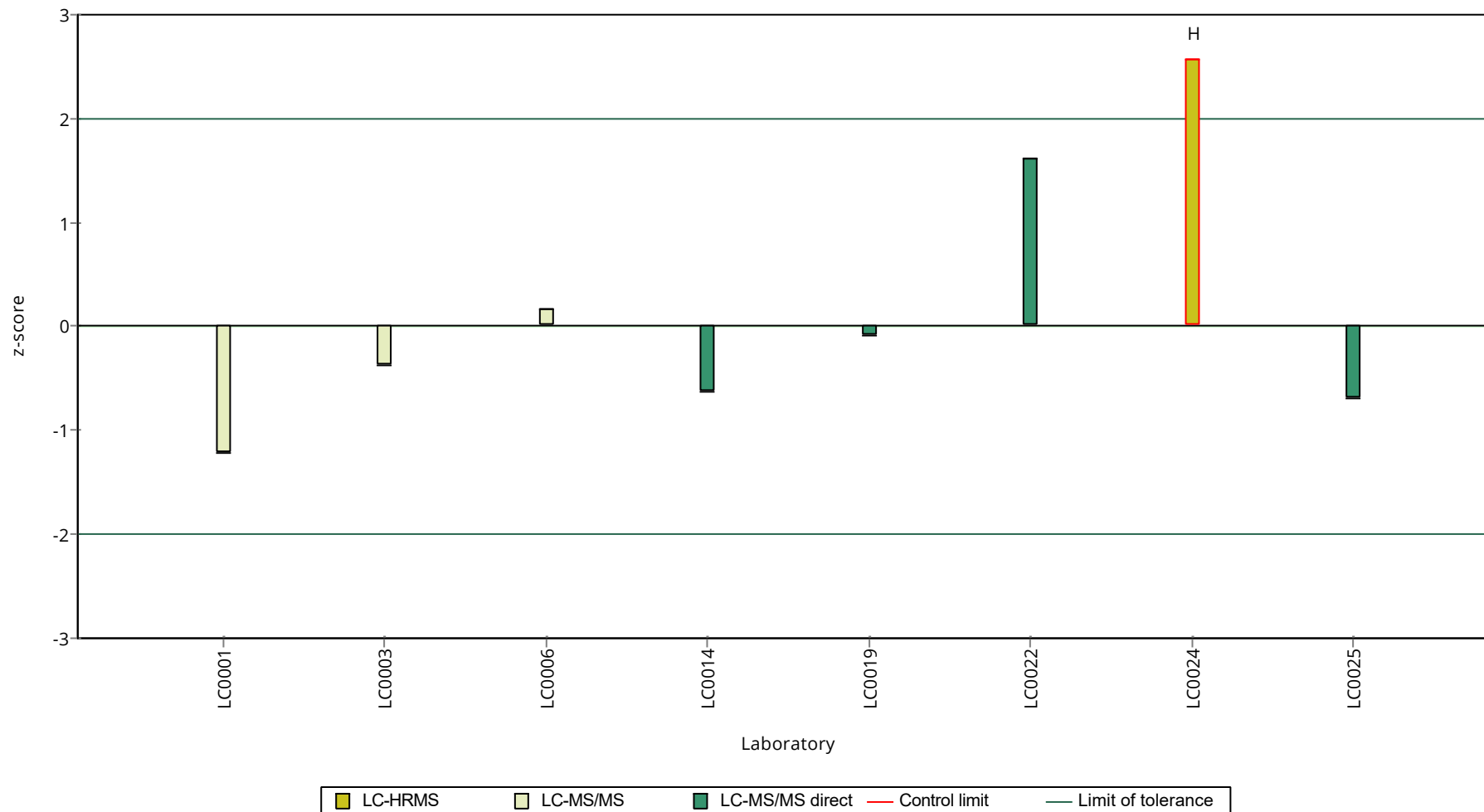
Results



**Recovery rate**



**z-Score**



Parameter oriented report Herbicides/pesticides - H003

Sample: H003A, Parameter: Terbutylazine Metabolite SYN 546009 (LM3)

## Parameter oriented report

### H003 A

#### Terbutylazine Metabolite SYN 546009 (LM3) \*\*

\*\* There is no accreditation for this parameter.

Unit  $\mu\text{g/l}$   
Assigned value  $\pm U$  (k=2) -  
Criterion -  
Minimum - Maximum -  
Control test value  $\pm U$  (k=2)  $0.138 \pm 0.0483$

\*\*\* For this substance there are too few laboratory results available ( $n < 2$ ), therefore the mean value  $MV \pm U$  (k=2) of the control laboratory is given for information: It can be used for comparison as part of your internal QA measures.

MV (CL)  $\pm U$  (k=2):  $0.138 \pm 0.0483 \mu\text{g/l}$

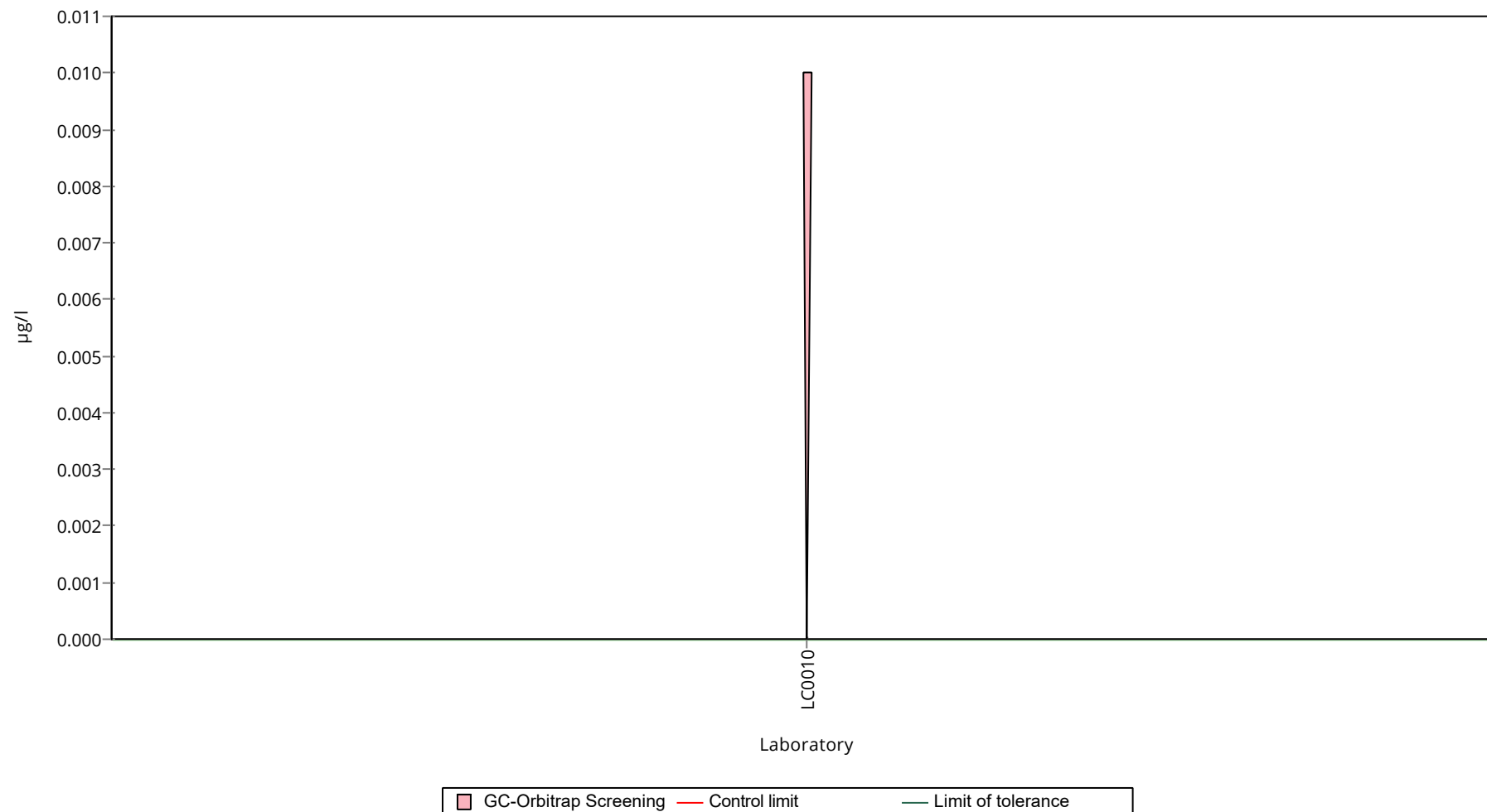
Labcode	Result $\pm U$	Recovery [%]	z-Score	Comments
LC0001	- $\pm$ -	-	-	
LC0002	- $\pm$ -	-	-	
LC0003	- $\pm$ -	-	-	
LC0004	- $\pm$ -	-	-	
LC0005	- $\pm$ -	-	-	
LC0006	- $\pm$ -	-	-	
LC0007	- $\pm$ -	-	-	
LC0008	- $\pm$ -	-	-	
LC0009	- $\pm$ -	-	-	
LC0010	<0.01 (LOD) $\pm$ -	-	-	
LC0011	- $\pm$ -	-	-	
LC0012	- $\pm$ -	-	-	
LC0013	- $\pm$ -	-	-	
LC0014	- $\pm$ -	-	-	
LC0015	- $\pm$ -	-	-	
LC0016	- $\pm$ -	-	-	
LC0017	- $\pm$ -	-	-	
LC0018	- $\pm$ -	-	-	
LC0019	- $\pm$ -	-	-	
LC0020	- $\pm$ -	-	-	
LC0021	- $\pm$ -	-	-	
LC0022	- $\pm$ -	-	-	
LC0023	- $\pm$ -	-	-	
LC0024	- $\pm$ -	-	-	
LC0025	- $\pm$ -	-	-	

#### Characteristics of parameter

	all results	without outliers	Unit
Mean $\pm$ CI (99%)	-	-	$\mu\text{g/l}$
Minimum	-	-	$\mu\text{g/l}$
Maximum	-	-	$\mu\text{g/l}$
Standard deviation	-	-	$\mu\text{g/l}$
rel. standard deviation	-	-	%
n	0	0	-

### Graphical presentation of results

#### Results



Parameter oriented report Herbicides/pesticides - H003

Sample: H003B, Parameter: Terbutylazine Metabolite SYN 546009 (LM3)

## Parameter oriented report

### H003 B

#### Terbutylazine Metabolite SYN 546009 (LM3) \*\*

\*\* There is no accreditation for this parameter.

Unit  $\mu\text{g/l}$   
Assigned value  $\pm U$  (k=2) -  
Criterion -  
Minimum - Maximum -  
Control test value  $\pm U$  (k=2)  $0.242 \pm 0.0847$

\*\*\* For this substance there are too few laboratory results available ( $n < 2$ ), therefore the mean value  $MV \pm U$  (k=2) of the control laboratory is given for information: It can be used for comparison as part of your internal QA measures.

MV (CL)  $\pm U$  (k=2):  $0.242 \pm 0.0847 \mu\text{g/l}$

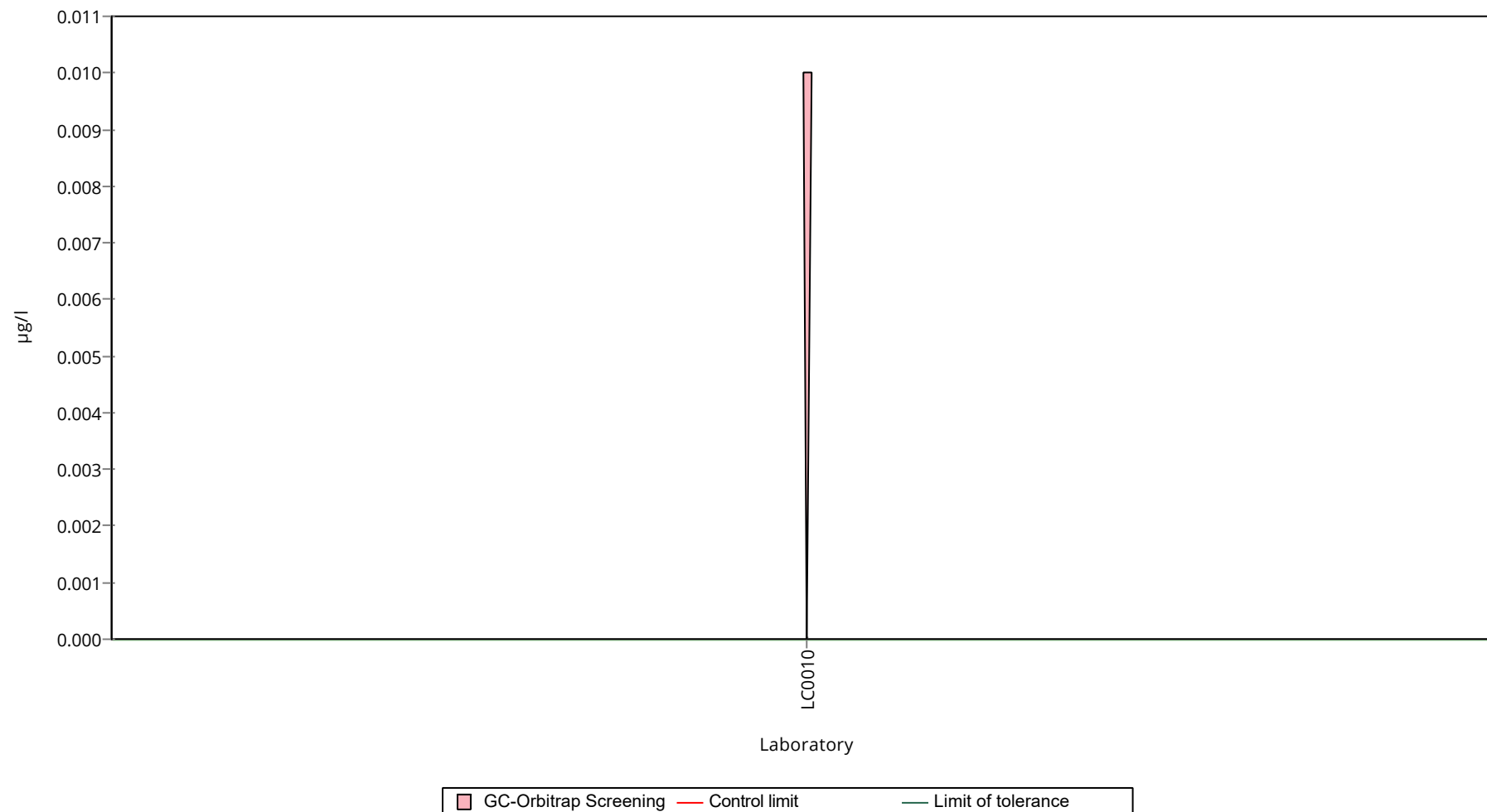
Labcode	Result $\pm U$	Recovery [%]	z-Score	Comments
LC0001	- $\pm$ -	-	-	
LC0002	- $\pm$ -	-	-	
LC0003	- $\pm$ -	-	-	
LC0004	- $\pm$ -	-	-	
LC0005	- $\pm$ -	-	-	
LC0006	- $\pm$ -	-	-	
LC0007	- $\pm$ -	-	-	
LC0008	- $\pm$ -	-	-	
LC0009	- $\pm$ -	-	-	
LC0010	<0.01 (LOD) $\pm$ -	-	-	
LC0011	- $\pm$ -	-	-	
LC0012	- $\pm$ -	-	-	
LC0013	- $\pm$ -	-	-	
LC0014	- $\pm$ -	-	-	
LC0015	- $\pm$ -	-	-	
LC0016	- $\pm$ -	-	-	
LC0017	- $\pm$ -	-	-	
LC0018	- $\pm$ -	-	-	
LC0019	- $\pm$ -	-	-	
LC0020	- $\pm$ -	-	-	
LC0021	- $\pm$ -	-	-	
LC0022	- $\pm$ -	-	-	
LC0023	- $\pm$ -	-	-	
LC0024	- $\pm$ -	-	-	
LC0025	- $\pm$ -	-	-	

#### Characteristics of parameter

	all results	without outliers	Unit
Mean $\pm$ CI (99%)	-	-	$\mu\text{g/l}$
Minimum	-	-	$\mu\text{g/l}$
Maximum	-	-	$\mu\text{g/l}$
Standard deviation	-	-	$\mu\text{g/l}$
rel. standard deviation	-	-	%
n	0	0	-

### Graphical presentation of results

#### Results



Parameter oriented report Herbicides/pesticides -  
H003

Sample: H003A, Parameter: Terbutryn

## Parameter oriented report

### H003 A

#### Terbutryn

Unit	µg/l
Assigned value ± U (k=2)	0.426 ± 0.0169
Criterion	0.0426 (10 %)
Minimum - Maximum	0.361 - 0.505
Control test value ± U (k=2)	0.352 ± 0.123

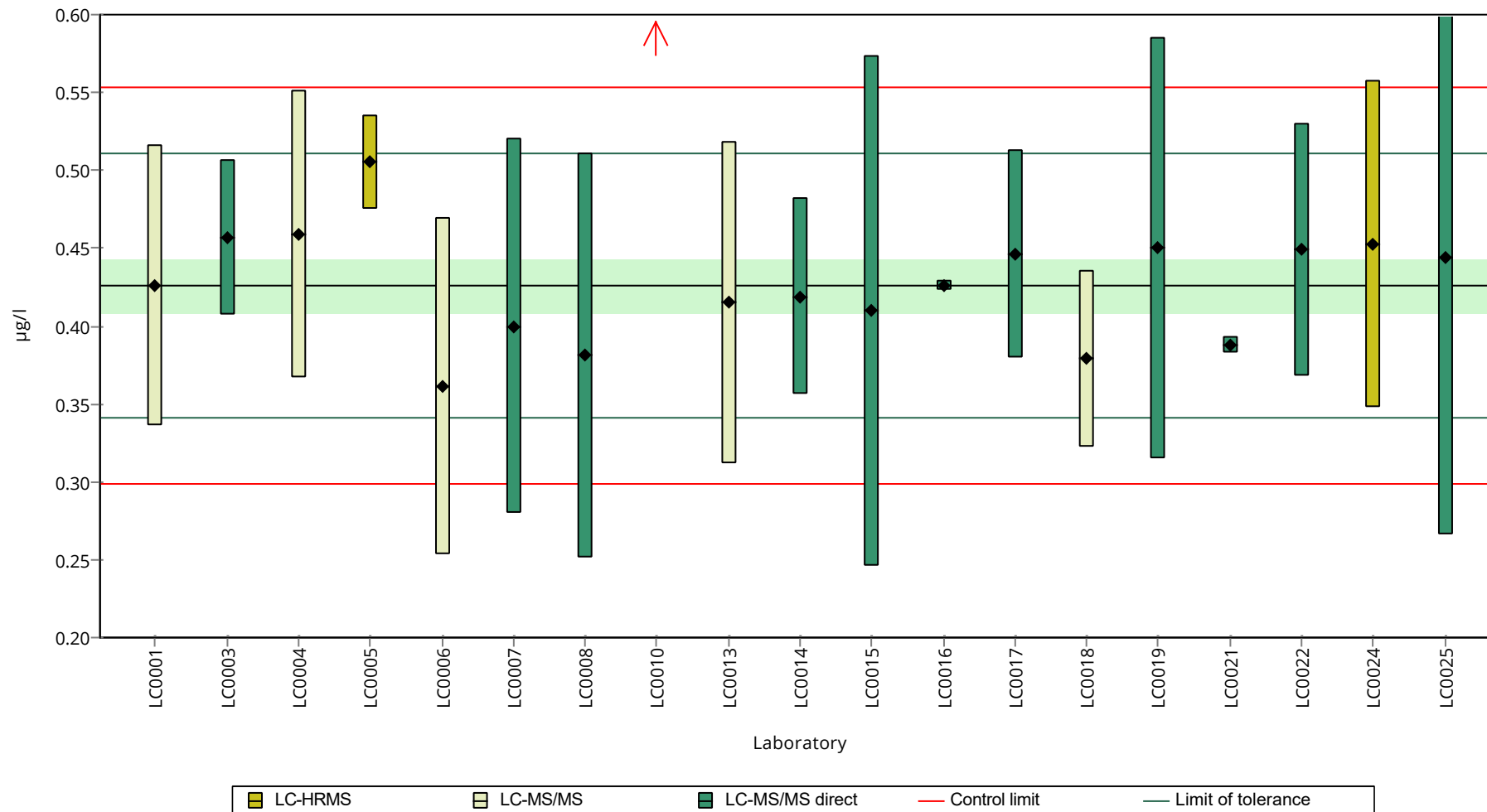
Labcode	Result ± U	Recovery [%]	z-Score	Comments
LC0001	0.426 ± 0.09	100	0	
LC0002	- ± -	-	-	
LC0003	0.457 ± 0.0502	107	0.73	
LC0004	0.459 ± 0.092	108	0.77	
LC0005	0.50532 ± 0.03007	119	1.86	
LC0006	0.361 ± 0.1083	84.7	-1.53	
LC0007	0.4 ± 0.12	93.9	-0.61	
LC0008	0.381 ± 0.13	89.4	-1.06	
LC0009	- ± -	-	-	
LC0010	0.75 ± 0.375	176	7.61	H
LC0011	- ± -	-	-	
LC0012	- ± -	-	-	
LC0013	0.415 ± 0.1038	97.4	-0.26	
LC0014	0.419 ± 0.063	98.4	-0.16	
LC0015	0.41 ± 0.164	96.2	-0.38	
LC0016	0.426 ± 0.003	100	0	
LC0017	0.446 ± 0.067	105	0.47	
LC0018	0.379 ± 0.057	89	-1.1	
LC0019	0.45 ± 0.135	106	0.56	
LC0020	- ± -	-	-	
LC0021	0.388 ± 0.005	91.1	-0.89	
LC0022	0.449 ± 0.081	105	0.54	
LC0023	- ± -	-	-	
LC0024	0.4528 ± 0.1049	106	0.63	
LC0025	0.444 ± 0.178	104	0.42	

#### Characteristics of parameter

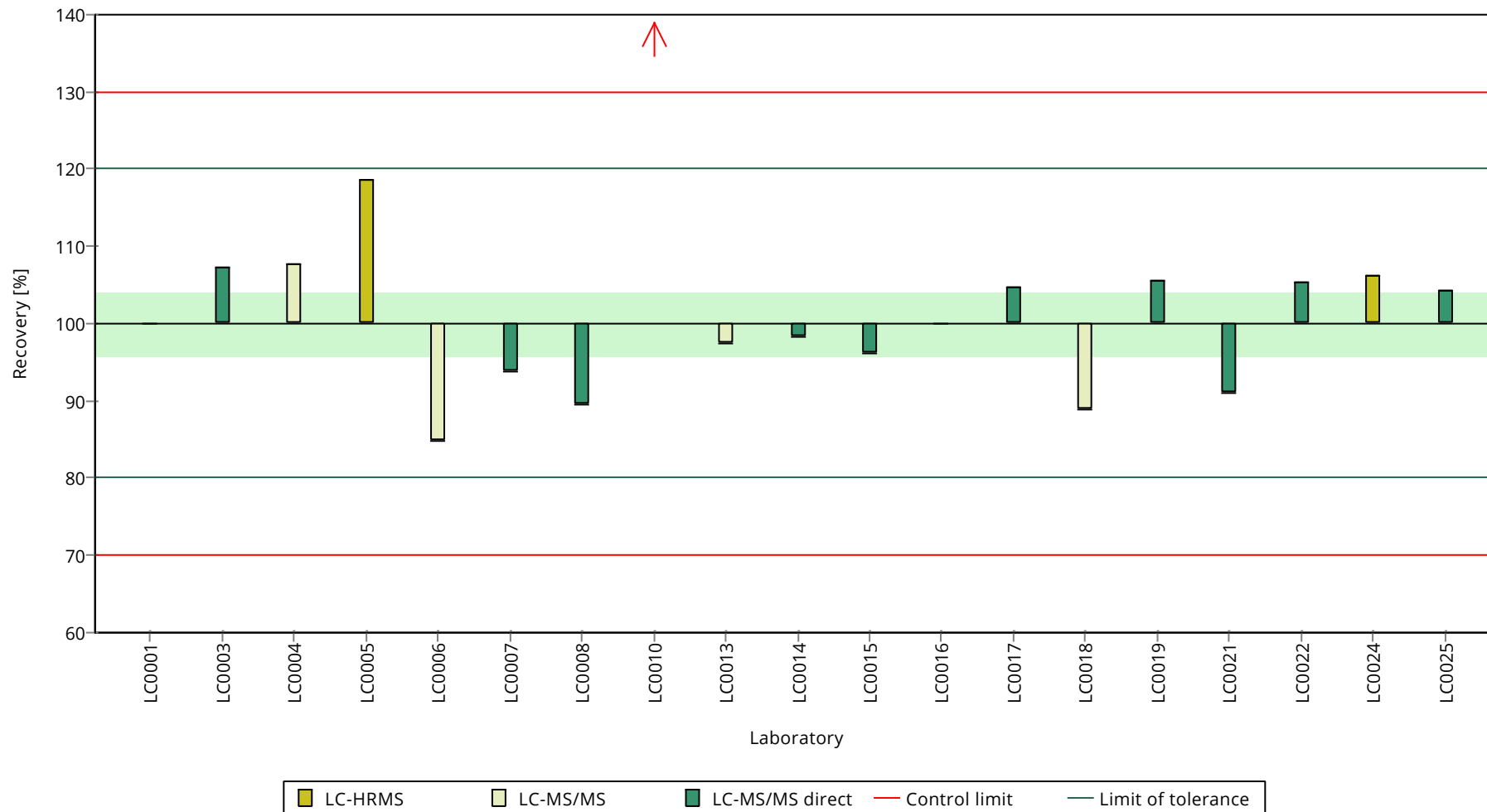
	all results	without outliers	Unit
Mean ± CI (99%)	0.443 ± 0.0565	0.426 ± 0.0254	µg/l
Minimum	0.361	0.361	µg/l
Maximum	0.75	0.505	µg/l
Standard deviation	0.0821	0.0359	µg/l
rel. standard deviation	18.5	8.42	%
n	19	18	-

Graphical presentation of results

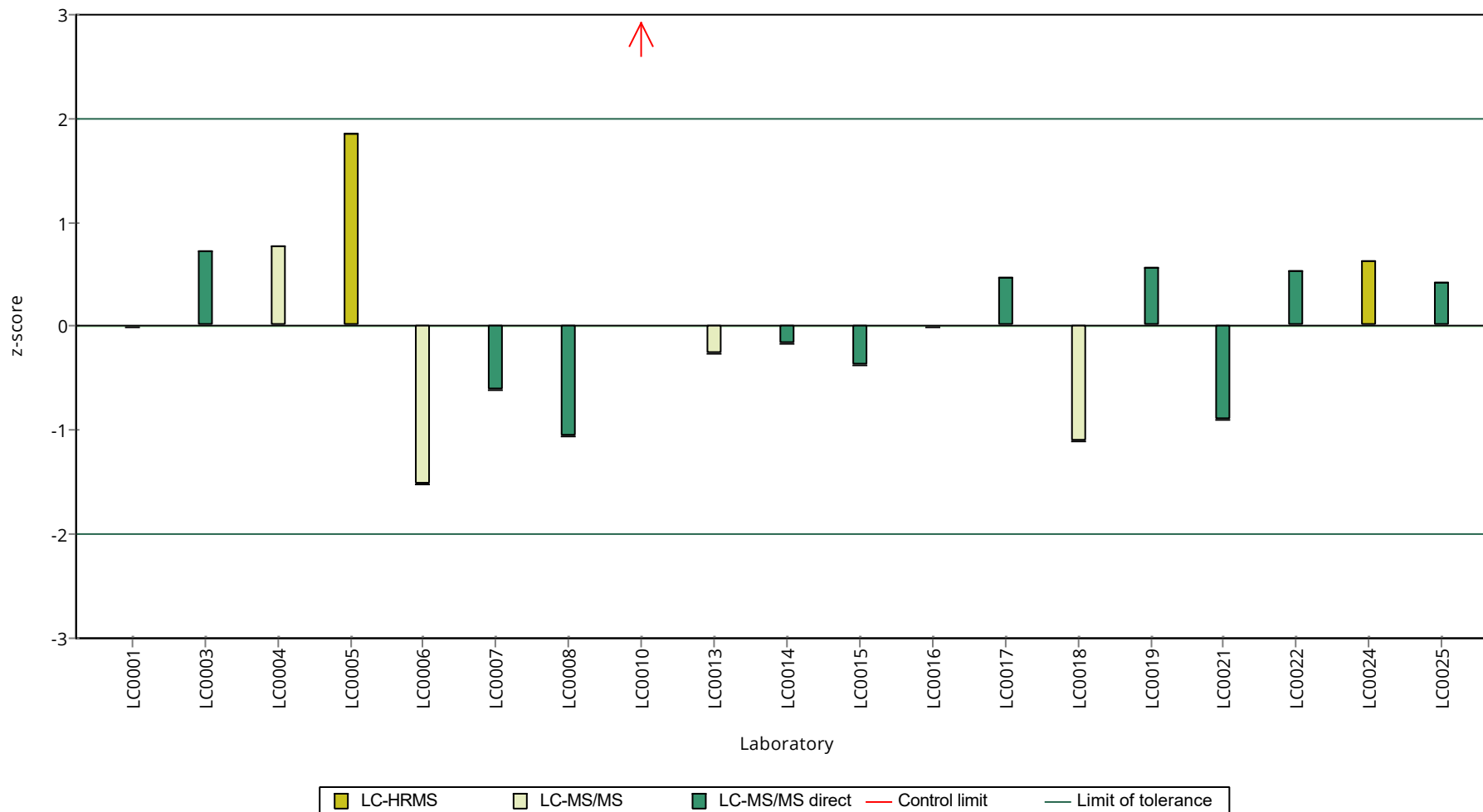
Results



**Recovery rate**



**z-Score**



## Parameter oriented report

### H003 B

#### Terbutryn

Unit	µg/l
Assigned value ± U (k=2)	0.172 ± 0.00582
Criterion	0.0172 (10 %)
Minimum - Maximum	0.149 - 0.2
Control test value ± U (k=2)	0.138 ± 0.0482

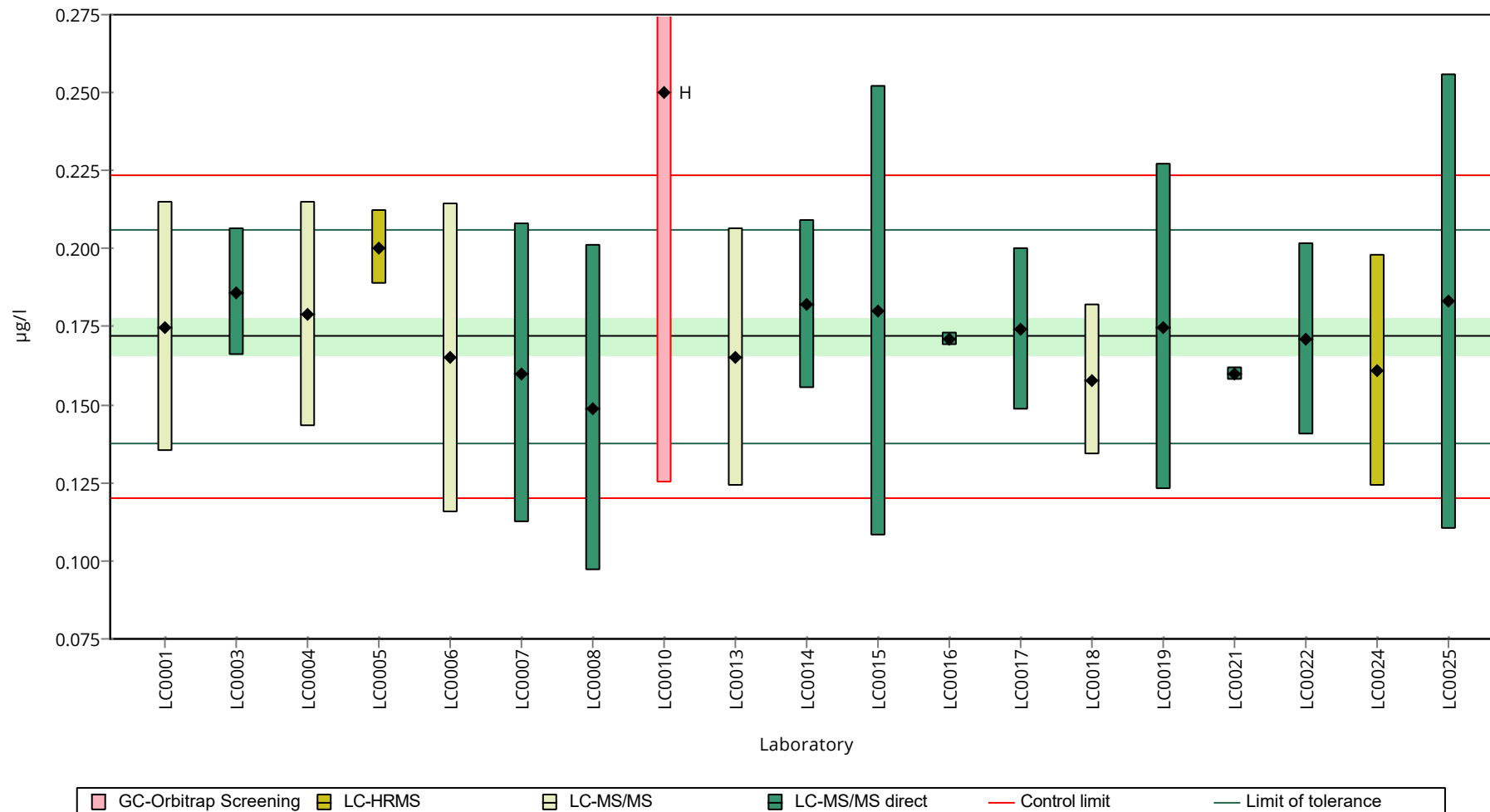
Labcode	Result ± U	Recovery [%]	z-Score	Comments
LC0001	0.175 ± 0.04	102	0.18	
LC0002	- ± -	-	-	
LC0003	0.186 ± 0.0204	108	0.82	
LC0004	0.179 ± 0.036	104	0.41	
LC0005	0.20033 ± 0.01192	117	1.65	
LC0006	0.165 ± 0.0495	96	-0.4	
LC0007	0.16 ± 0.048	93.1	-0.69	
LC0008	0.149 ± 0.052	86.7	-1.33	
LC0009	- ± -	-	-	
LC0010	0.25 ± 0.125	145	4.54	H
LC0011	- ± -	-	-	
LC0012	- ± -	-	-	
LC0013	0.165 ± 0.0413	96	-0.4	
LC0014	0.182 ± 0.027	106	0.59	
LC0015	0.18 ± 0.072	105	0.47	
LC0016	0.171 ± 0.002	99.5	-0.05	
LC0017	0.174 ± 0.026	101	0.12	
LC0018	0.158 ± 0.024	91.9	-0.81	
LC0019	0.175 ± 0.0525	102	0.18	
LC0020	- ± -	-	-	
LC0021	0.16 ± 0.002	93.1	-0.69	
LC0022	0.171 ± 0.031	99.5	-0.05	
LC0023	- ± -	-	-	
LC0024	0.1609 ± 0.03728	93.6	-0.64	
LC0025	0.183 ± 0.073	106	0.65	

#### Characteristics of parameter

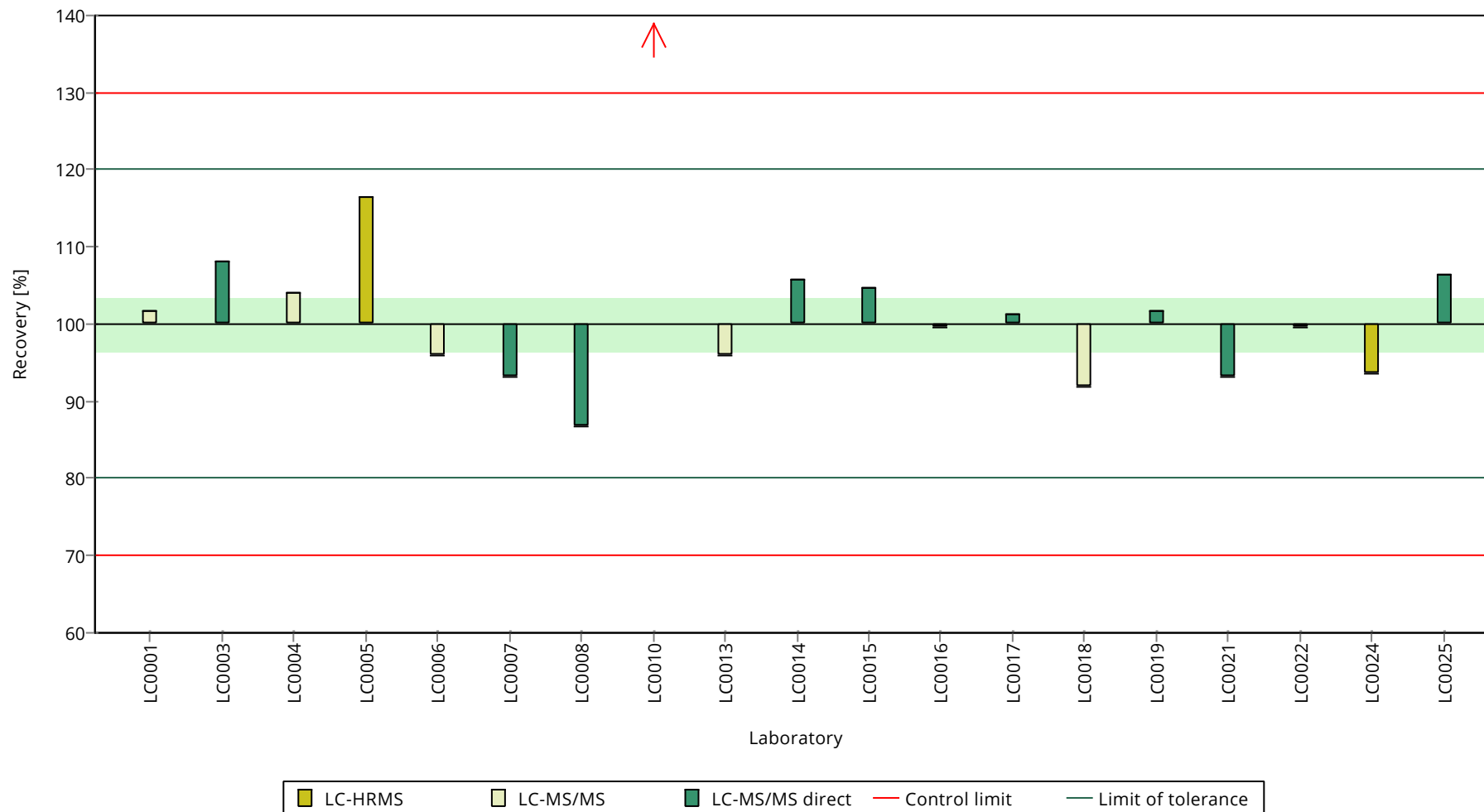
	all results	without outliers	Unit
Mean ± CI (99%)	0.176 ± 0.0148	0.172 ± 0.00873	µg/l
Minimum	0.149	0.149	µg/l
Maximum	0.25	0.2	µg/l
Standard deviation	0.0216	0.0123	µg/l
rel. standard deviation	12.3	7.18	%
n	19	18	-

Graphical presentation of results

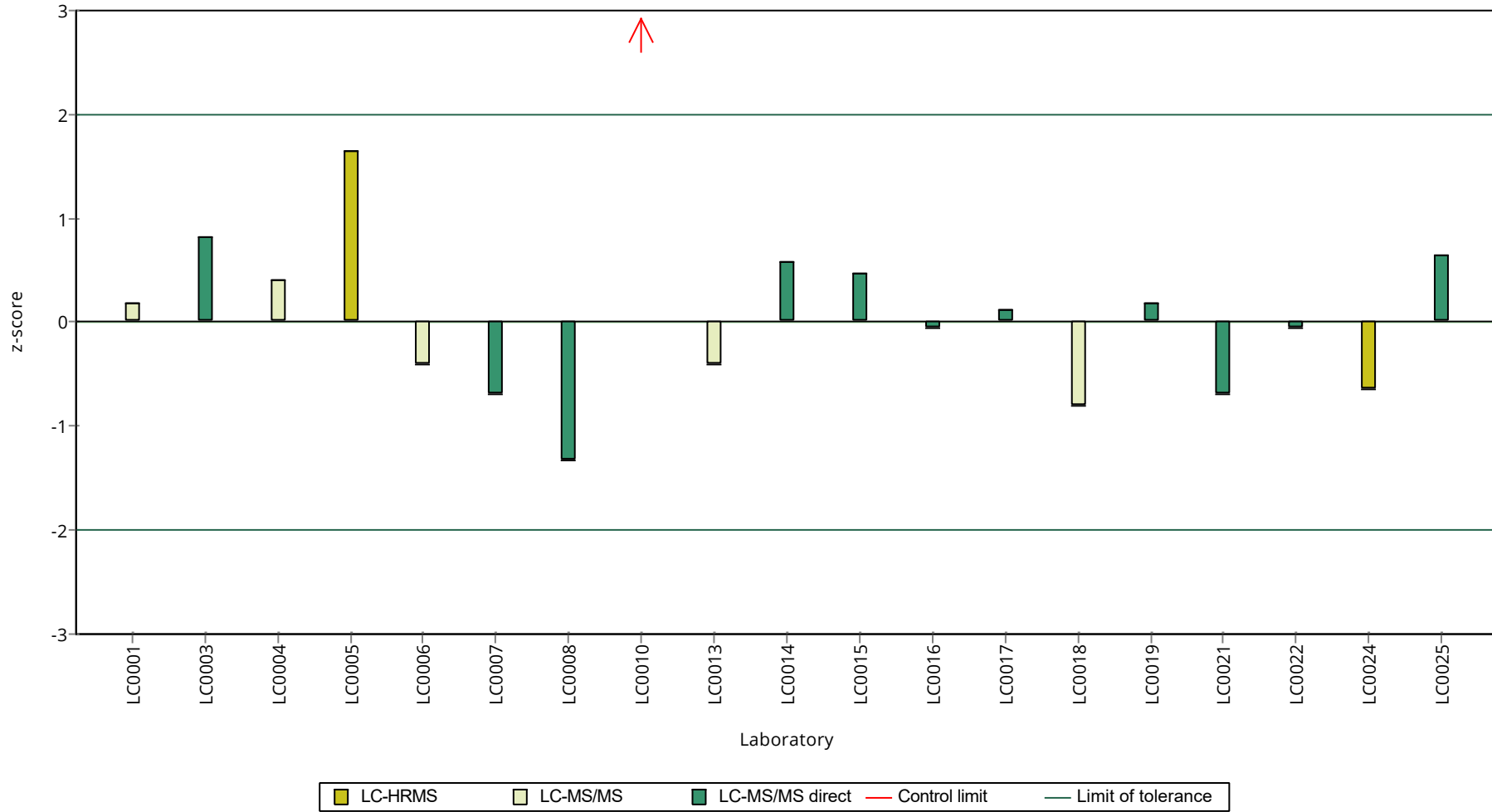
Results



**Recovery rate**



**z-Score**



## Parameter oriented report

### H003 A

#### Tritosulfuron\*

Unit	µg/l
Assigned value ± U (k=2)	-
Criterion	-
Minimum - Maximum	0.126 - 0.331
Control test value ± U (k=2)	0.212 ± 0.0424

\* For this substance there are too few laboratory results available (n<6), therefore the calculated mean value MV +/- U(k=2) based on the data of the (accredited) laboratories (n) after outlier removal are given for information. It can be used for comparison as part of your internal QA measures.

MV (n=5, accr.) +/- U(k=2): 0.208 +/- 0.0684 µg/l

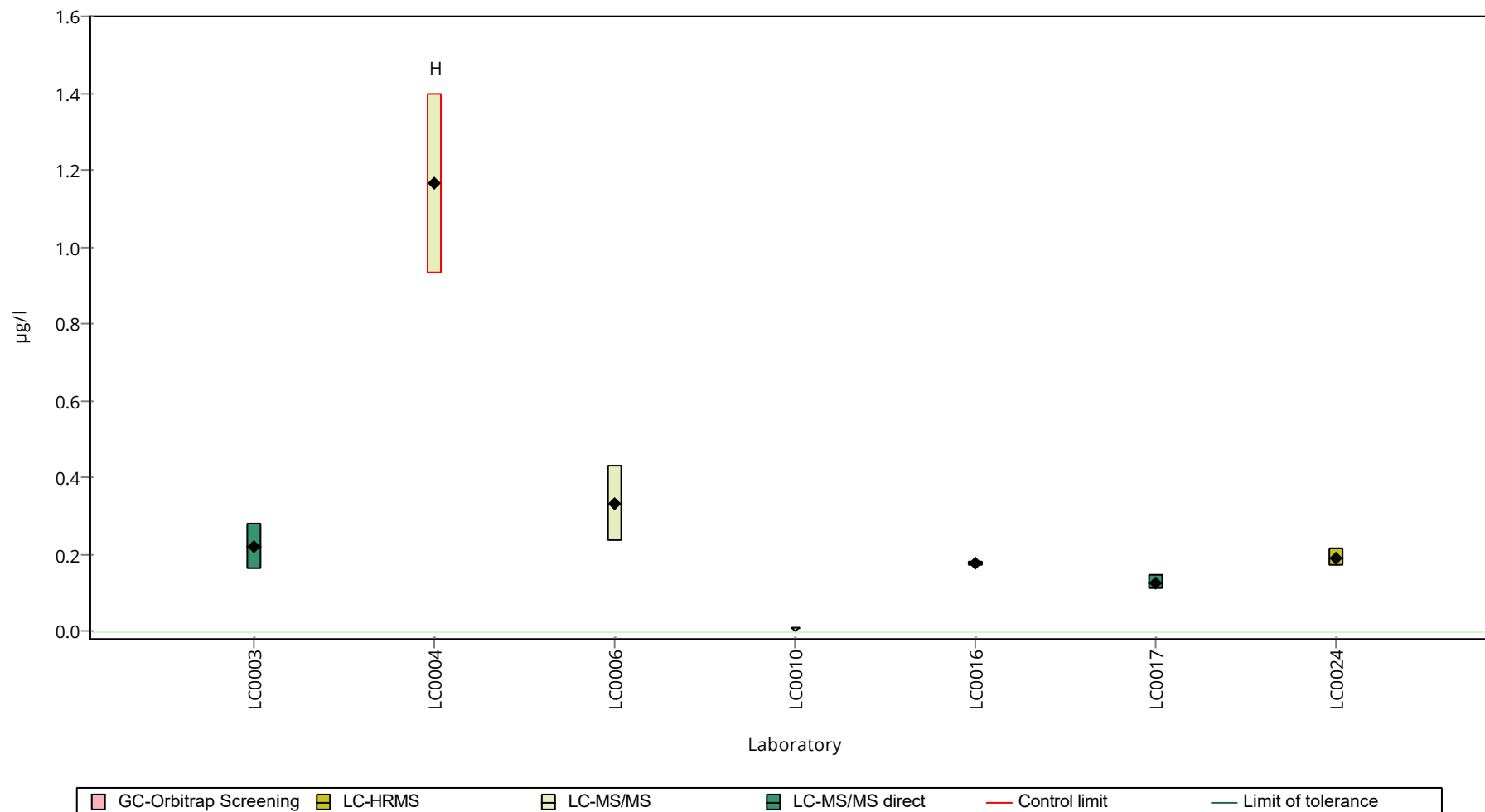
Labcode	Result ± U	Recovery [%]	z-Score	Comments
LC0001	- ± -	-	-	
LC0002	- ± -	-	-	
LC0003	0.219 ± 0.059	-	-	
LC0004	1.164 ± 0.233	-	-	H
LC0005	- ± -	-	-	
LC0006	0.331 ± 0.0993	-	-	
LC0007	- ± -	-	-	
LC0008	- ± -	-	-	
LC0009	- ± -	-	-	
LC0010	<0.01 (LOD) ± -	-	-	
LC0011	- ± -	-	-	
LC0012	- ± -	-	-	
LC0013	- ± -	-	-	
LC0014	- ± -	-	-	
LC0015	- ± -	-	-	
LC0016	0.175 ± 0.007	-	-	
LC0017	0.126 ± 0.019	-	-	
LC0018	- ± -	-	-	
LC0019	- ± -	-	-	
LC0020	- ± -	-	-	
LC0021	- ± -	-	-	
LC0022	- ± -	-	-	
LC0023	- ± -	-	-	
LC0024	0.1904 ± 0.02357	-	-	
LC0025	- ± -	-	-	

#### Characteristics of parameter

	all results	without outliers	Unit
Mean ± CI (99%)	0.368 ± 0.485	-	µg/l
Minimum	0.126	0.126	µg/l
Maximum	1.16	0.331	µg/l
Standard deviation	0.396	-	µg/l
rel. standard deviation	108	-	%
n	6	5	-

**Graphical presentation of results**

**Results**



## Parameter oriented report

### H003 B

#### Tritosulfuron \*

Unit	µg/l
Assigned value ± U (k=2)	-
Criterion	-
Minimum - Maximum	0.406 - 0.923
Control test value ± U (k=2)	0.557 ± 0.111

\* For this substance there are too few laboratory results available (n<6), therefore the calculated mean value MV +/- U(k=2) based on the data of the (accredited) laboratories (n) after outlier removal are given for information. It can be used for comparison as part of your internal QA measures.

MV (n=5, accr.) +/- U(k=2): 0.584 +/- 0.179 µg/l

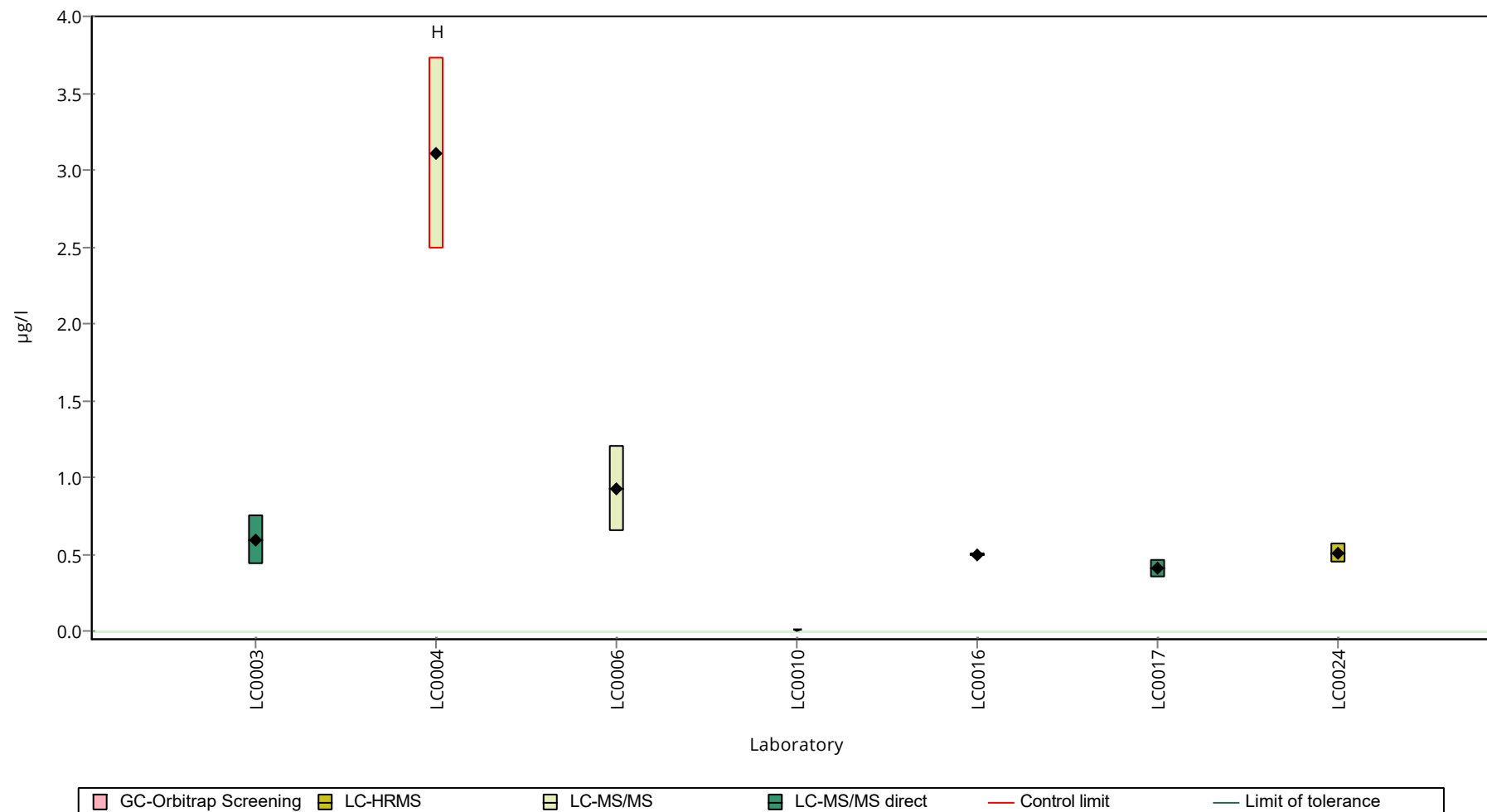
Labcode	Result ± U	Recovery [%]	z-Score	Comments
LC0001	- ± -	-	-	
LC0002	- ± -	-	-	
LC0003	0.592 ± 0.16	-	-	
LC0004	3.107 ± 0.621	-	-	H
LC0005	- ± -	-	-	
LC0006	0.923 ± 0.2769	-	-	
LC0007	- ± -	-	-	
LC0008	- ± -	-	-	
LC0009	- ± -	-	-	
LC0010	<0.01 (LOD) ± -	-	-	
LC0011	- ± -	-	-	
LC0012	- ± -	-	-	
LC0013	- ± -	-	-	
LC0014	- ± -	-	-	
LC0015	- ± -	-	-	
LC0016	0.496 ± 0.009	-	-	
LC0017	0.406 ± 0.061	-	-	
LC0018	- ± -	-	-	
LC0019	- ± -	-	-	
LC0020	- ± -	-	-	
LC0021	- ± -	-	-	
LC0022	- ± -	-	-	
LC0023	- ± -	-	-	
LC0024	0.5035 ± 0.06233	-	-	
LC0025	- ± -	-	-	

#### Characteristics of parameter

	all results	without outliers	Unit
Mean ± CI (99%)	1 ± 1.28	-	µg/l
Minimum	0.406	0.406	µg/l
Maximum	3.11	0.923	µg/l
Standard deviation	1.05	-	µg/l
rel. standard deviation	104	-	%
n	6	5	-

**Graphical presentation of results**

**Results**



## **E8. Labororientierte Auswertung / Laboratory oriented report**

Die Labororientierte Auswertung ist nach dem Laborcode sortiert.

The laboratory oriented report is sorted by laboratory code.

## Sample: H003A

Parameter	Unit	Assigned $\pm$ U (k=2) value	Result $\pm$ U	Criterion	Recovery [%]	z-Score
2,4,5-Trichlorophenoxyacetic acid	$\mu\text{g/l}$	0.153 $\pm$ 0.0114	- $\pm$ -	0.0275	-	-
2,4-D (2,4-Dichlorphenoxyaceticacid)	$\mu\text{g/l}$	0.734 $\pm$ 0.0275	0.781 $\pm$ 0.16	0.103	106	0.46
2,6-Dichlorobenzamide	$\mu\text{g/l}$	0.217 $\pm$ 0.00924	0.222 $\pm$ 0.06	0.0325	102	0.16
Alachlor	$\mu\text{g/l}$	0.106 $\pm$ 0.00457	- $\pm$ -	0.0127	-	-
Alachlor-t-acid (Alachlor-OA)	$\mu\text{g/l}$	0.935 $\pm$ 0.057	- $\pm$ -	0.14	-	-
Alachlor-t-sulfonic acid (Alachlor-ESA)	$\mu\text{g/l}$	0.291 $\pm$ 0.0115	- $\pm$ -	0.0378	-	-
AMPA	$\mu\text{g/l}$	1 $\pm$ 0.0378	1.086 $\pm$ 0.13	0.13	108	0.65
Atrazine	$\mu\text{g/l}$	0.153 $\pm$ 0.00407	0.168 $\pm$ 0.02	0.0168	110	0.92
Atrazine-desethyl	$\mu\text{g/l}$	0.594 $\pm$ 0.0215	0.625 $\pm$ 0.14	0.0712	105	0.44
Atrazine-desethyl-desisopropyl	$\mu\text{g/l}$	0.166 $\pm$ 0.0155	- $\pm$ -	0.0515	-	-
Atrazine-desisopropyl	$\mu\text{g/l}$	0.245 $\pm$ 0.0211	0.263 $\pm$ 0.1	0.0441	107	0.41
Bentazone	$\mu\text{g/l}$	0.166 $\pm$ 0.00606	0.161 $\pm$ 0.04	0.0248	97.2	-0.19
Chloridazon-desphenyl	$\mu\text{g/l}$	0.129 $\pm$ 0.00676	0.13 $\pm$ 0.01	0.0142	101	0.07
Chlorothalonil-4-hydroxy	$\mu\text{g/l}$	- $\pm$ -	- $\pm$ -	-	-	-
Chlorothalonil Metabolite R417888 (Chlorothalonil-ESA)	$\mu\text{g/l}$	0.0798 $\pm$ 0.00395	0.076 $\pm$ 0.02	0.016	95.3	-0.24
Chlorothalonil Metabolite R471811	$\mu\text{g/l}$	0.187 $\pm$ 0.0395	0.108 $\pm$ 0.03	0.0655	57.7	-1.21
Chlorothalonil Metabolite R611965 (3-carbamyl-2,4,5-trichlorobenzoic acid)	$\mu\text{g/l}$	- $\pm$ -	- $\pm$ -	-	-	-
Chlorothalonil Metabolite R611968	$\mu\text{g/l}$	- $\pm$ -	- $\pm$ -	-	-	-
Chlorothalonil Metabolite SYN507900	$\mu\text{g/l}$	- $\pm$ -	- $\pm$ -	-	-	-
Chlorothalonil Metabolite SYN548580	$\mu\text{g/l}$	- $\pm$ -	- $\pm$ -	-	-	-
Chlorothalonil Metabolite SYN548581	$\mu\text{g/l}$	- $\pm$ -	- $\pm$ -	-	-	-
Clopyralid	$\mu\text{g/l}$	0.24 $\pm$ 0.0285	- $\pm$ -	0.048	-	-
Cyanazine	$\mu\text{g/l}$	0.167 $\pm$ 0.00751	- $\pm$ -	0.0234	-	-

Parameter	Unit	Assigned $\pm$ U (k=2) value	Result $\pm$ U	Criterion	Recovery [%]	z-Score
Dicamba	$\mu\text{g/l}$	- $\pm$ -	- $\pm$ -	-	-	-
Dichlorprop	$\mu\text{g/l}$	0.553 $\pm$ 0.0349	- $\pm$ -	0.0664	-	-
Dimethachlor ethane sulfonic acid (CGA 354742, Dimethachlor-ESA)	$\mu\text{g/l}$	0.233 $\pm$ 0.0174	0.195 $\pm$ 0.04	0.0465	83.8	-0.81
Dimethachlor Metabolite - CGA 369873	$\mu\text{g/l}$	0.144 $\pm$ 0.00926	0.142 $\pm$ 0.03	0.0288	98.7	-0.07
Dimethachlor Metabolite - CGA 373464 (acetic acid methyl ester)	$\mu\text{g/l}$	- $\pm$ -	- $\pm$ -	-	-	-
Dimethachlor Metabolite - CGA 373464 (free acid)	$\mu\text{g/l}$	- $\pm$ -	- $\pm$ -	-	-	-
Dimethachlor oxalamic acid (CGA 50266, Dimethachlor-OA)	$\mu\text{g/l}$	0.43 $\pm$ 0.0555	- $\pm$ -	0.099	-	-
Glufosinate	$\mu\text{g/l}$	- $\pm$ -	- $\pm$ -	-	-	-
Glufosinate metabolite MPPA	$\mu\text{g/l}$	- $\pm$ -	- $\pm$ -	-	-	-
Glyphosate	$\mu\text{g/l}$	0.411 $\pm$ 0.0171	0.45 $\pm$ 0.06	0.0821	110	0.48
Metazachlor	$\mu\text{g/l}$	0.161 $\pm$ 0.00743	0.171 $\pm$ 0.03	0.0193	106	0.51
Metolachlor	$\mu\text{g/l}$	0.176 $\pm$ 0.00384	0.182 $\pm$ 0.05	0.0264	103	0.23
Metribuzin	$\mu\text{g/l}$	0.781 $\pm$ 0.0333	0.844 $\pm$ 0.21	0.0781	108	0.81
Nicosulfuron	$\mu\text{g/l}$	0.286 $\pm$ 0.0712	0.231 $\pm$ 0.05	0.111	80.9	-0.49
Prometryn	$\mu\text{g/l}$	0.429 $\pm$ 0.0169	- $\pm$ -	0.0558	-	-
Propazine	$\mu\text{g/l}$	0.229 $\pm$ 0.00751	- $\pm$ -	0.0297	-	-
s-Metolachlor Metabolite CGA 368208	$\mu\text{g/l}$	0.421 $\pm$ 0.0406	- $\pm$ -	0.059	-	-
s-Metolachlor Metabolite NOA 413173	$\mu\text{g/l}$	0.176 $\pm$ 0.0206	0.19 $\pm$ 0.04	0.0353	108	0.38
Sebuthylazine	$\mu\text{g/l}$	- $\pm$ -	- $\pm$ -	-	-	-
Simazine	$\mu\text{g/l}$	0.174 $\pm$ 0.00425	0.184 $\pm$ 0.01	0.0191	106	0.52
Terbuthylazine	$\mu\text{g/l}$	0.562 $\pm$ 0.0151	0.604 $\pm$ 0.05	0.0618	107	0.68
Terbuthylazine-desethyl	$\mu\text{g/l}$	0.274 $\pm$ 0.00994	- $\pm$ -	0.0301	-	-
Terbuthylazine Metabolite CGA 324007 (LM5)	$\mu\text{g/l}$	- $\pm$ -	- $\pm$ -	-	-	-
Terbuthylazine Metabolite SYN 545666 (LM6)	$\mu\text{g/l}$	0.154 $\pm$ 0.0201	0.085 $\pm$ 0.02	0.0369	55.3	-1.86

Summary of results Herbicides/pesticides - H003

Labcode: LC0001

Parameter	Unit	Assigned $\pm$ U (k=2) value	Result $\pm$ U	Criterion	Recovery [%]	z-Score
Terbutylazine Metabolite SYN 546009 (LM3)	$\mu\text{g/l}$	- $\pm$ -	- $\pm$ -	-	-	-
Terbutryn	$\mu\text{g/l}$	0.426 $\pm$ 0.0169	0.426 $\pm$ 0.09	0.0426	100	0.00
Tritosulfuron	$\mu\text{g/l}$	- $\pm$ -	- $\pm$ -	-	-	-

Sample: H003B

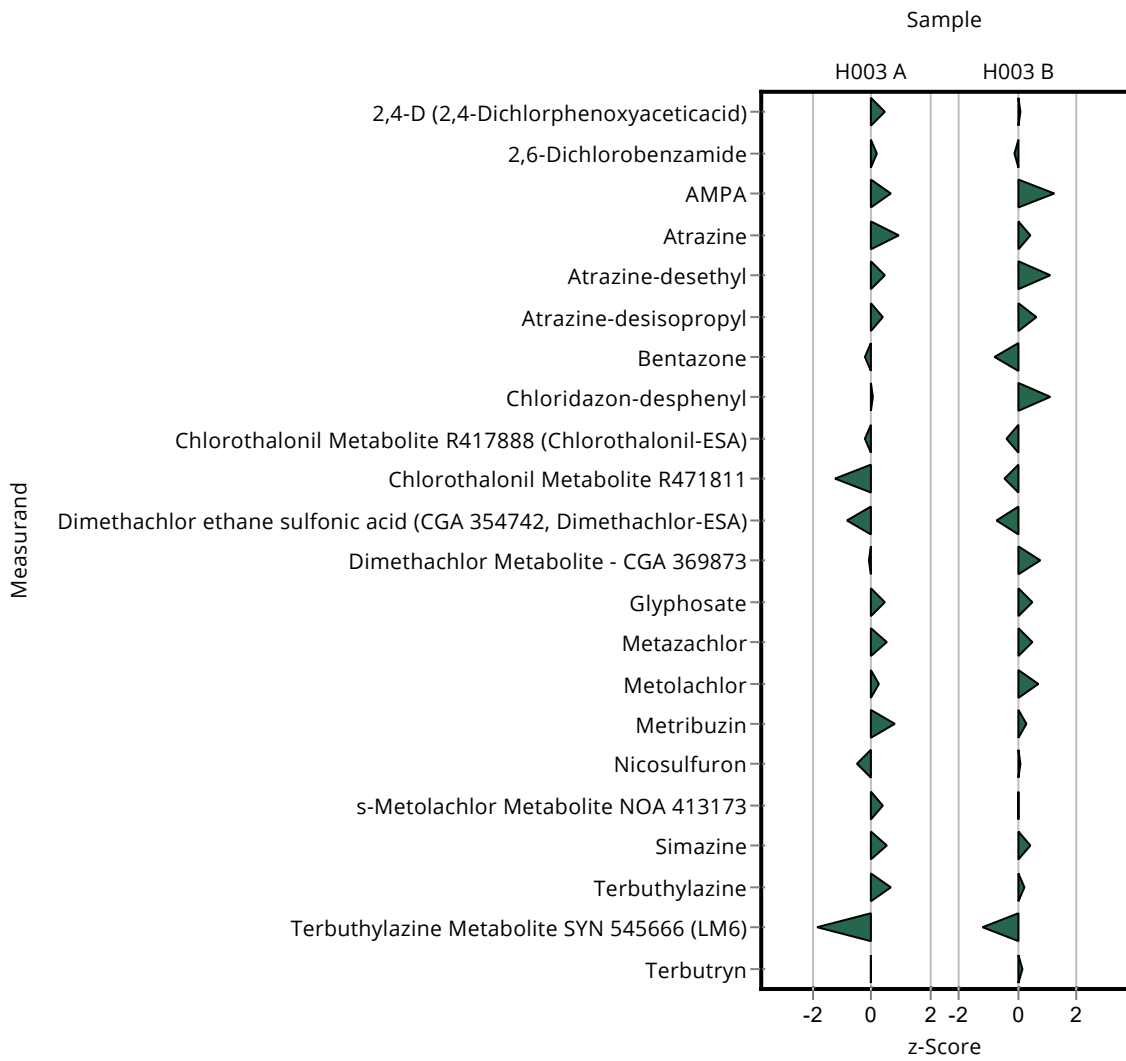
Parameter	Unit	Assigned $\pm$ U (k=2) value	Result $\pm$ U	Criterion	Recovery [%]	z-Score
2,4,5-Trichlorophenoxyacetic acid	$\mu\text{g/l}$	0.341 $\pm$ 0.0365	- $\pm$ -	0.0615	-	-
2,4-D (2,4-Dichlorophenoxyacetic acid)	$\mu\text{g/l}$	0.348 $\pm$ 0.0129	0.351 $\pm$ 0.07	0.0487	101	0.06
2,6-Dichlorobenzamide	$\mu\text{g/l}$	0.437 $\pm$ 0.017	0.428 $\pm$ 0.11	0.0655	98	-0.13
Alachlor	$\mu\text{g/l}$	0.487 $\pm$ 0.0145	- $\pm$ -	0.0585	-	-
Alachlor-t-acid (Alachlor-OA)	$\mu\text{g/l}$	0.185 $\pm$ 0.0171	- $\pm$ -	0.0278	-	-
Alachlor-t-sulfonic acid (Alachlor-ESA)	$\mu\text{g/l}$	0.29 $\pm$ 0.0395	- $\pm$ -	0.0608	-	-
AMPA	$\mu\text{g/l}$	0.562 $\pm$ 0.0415	0.651 $\pm$ 0.08	0.073	116	1.22
Atrazine	$\mu\text{g/l}$	0.658 $\pm$ 0.0171	0.688 $\pm$ 0.1	0.0724	105	0.42
Atrazine-desethyl	$\mu\text{g/l}$	0.275 $\pm$ 0.0128	0.311 $\pm$ 0.07	0.033	113	1.09
Atrazine-desethyl-desisopropyl	$\mu\text{g/l}$	0.423 $\pm$ 0.0502	- $\pm$ -	0.131	-	-
Atrazine-desisopropyl	$\mu\text{g/l}$	0.242 $\pm$ 0.0176	0.266 $\pm$ 0.1	0.0387	110	0.63
Bentazone	$\mu\text{g/l}$	0.735 $\pm$ 0.0273	0.646 $\pm$ 0.16	0.11	87.9	-0.81
Chloridazon-desphenyl	$\mu\text{g/l}$	0.245 $\pm$ 0.0118	0.275 $\pm$ 0.03	0.0269	112	1.12
Chlorothalonil-4-hydroxy	$\mu\text{g/l}$	- $\pm$ -	- $\pm$ -	-	-	-
Chlorothalonil Metabolite R417888 (Chlorothalonil-ESA)	$\mu\text{g/l}$	0.423 $\pm$ 0.0247	0.39 $\pm$ 0.1	0.0845	92.3	-0.39
Chlorothalonil Metabolite R471811	$\mu\text{g/l}$	0.644 $\pm$ 0.0996	0.566 $\pm$ 0.14	0.167	87.9	-0.47
Chlorothalonil Metabolite R611965 (3-carbamyl-2,4,5-trichlorobenzoic acid)	$\mu\text{g/l}$	- $\pm$ -	- $\pm$ -	-	-	-
Chlorothalonil Metabolite R611968	$\mu\text{g/l}$	- $\pm$ -	- $\pm$ -	-	-	-

Parameter	Unit	Assigned $\pm$ U (k=2) value	Result $\pm$ U	Criterion	Recovery [%]	z-Score
Chlorothalonil Metabolite SYN507900	$\mu\text{g/l}$	- $\pm$ -	- $\pm$ -	-	-	-
Chlorothalonil Metabolite SYN548580	$\mu\text{g/l}$	- $\pm$ -	- $\pm$ -	-	-	-
Chlorothalonil Metabolite SYN548581	$\mu\text{g/l}$	- $\pm$ -	- $\pm$ -	-	-	-
Clopyralid	$\mu\text{g/l}$	0.503 $\pm$ 0.059	- $\pm$ -	0.101	-	-
Cyanazine	$\mu\text{g/l}$	0.441 $\pm$ 0.0221	- $\pm$ -	0.0618	-	-
Dicamba	$\mu\text{g/l}$	- $\pm$ -	- $\pm$ -	-	-	-
Dichlorprop	$\mu\text{g/l}$	0.295 $\pm$ 0.0109	- $\pm$ -	0.0354	-	-
Dimethachlor ethane sulfonic acid (CGA 354742, Dimethachlor-ESA)	$\mu\text{g/l}$	0.112 $\pm$ 0.00608	0.096 $\pm$ 0.02	0.0224	85.8	-0.71
Dimethachlor Metabolite - CGA 369873	$\mu\text{g/l}$	0.308 $\pm$ 0.0189	0.354 $\pm$ 0.06	0.0617	115	0.74
Dimethachlor Metabolite - CGA 373464 (acetic acid methyl ester)	$\mu\text{g/l}$	- $\pm$ -	- $\pm$ -	-	-	-
Dimethachlor Metabolite - CGA 373464 (free acid)	$\mu\text{g/l}$	- $\pm$ -	- $\pm$ -	-	-	-
Dimethachlor oxalamic acid (CGA 50266, Dimethachlor-OA)	$\mu\text{g/l}$	0.449 $\pm$ 0.0607	- $\pm$ -	0.108	-	-
Glufosinate	$\mu\text{g/l}$	- $\pm$ -	- $\pm$ -	-	-	-
Glufosinate metabolite MPPA	$\mu\text{g/l}$	- $\pm$ -	- $\pm$ -	-	-	-
Glyphosate	$\mu\text{g/l}$	0.854 $\pm$ 0.0484	0.933 $\pm$ 0.12	0.171	109	0.46
Metazachlor	$\mu\text{g/l}$	0.153 $\pm$ 0.00654	0.162 $\pm$ 0.02	0.0184	106	0.49
Metolachlor	$\mu\text{g/l}$	0.385 $\pm$ 0.00907	0.425 $\pm$ 0.13	0.0578	110	0.69
Metribuzin	$\mu\text{g/l}$	0.374 $\pm$ 0.0099	0.384 $\pm$ 0.1	0.0374	103	0.28
Nicosulfuron	$\mu\text{g/l}$	0.88 $\pm$ 0.0652	0.902 $\pm$ 0.21	0.22	102	0.10
Prometryn	$\mu\text{g/l}$	0.164 $\pm$ 0.00618	- $\pm$ -	0.0213	-	-
Propazine	$\mu\text{g/l}$	0.108 $\pm$ 0.0054	- $\pm$ -	0.014	-	-
s-Metolachlor Metabolite CGA 368208	$\mu\text{g/l}$	0.182 $\pm$ 0.00883	- $\pm$ -	0.0182	-	-
s-Metolachlor Metabolite NOA 413173	$\mu\text{g/l}$	0.496 $\pm$ 0.0472	0.496 $\pm$ 0.09	0.0843	100	0.00

## Summary of results Herbicides/pesticides - H003

Labcode: LC0001

Parameter	Unit	Assigned $\pm$ U (k=2) value	Result $\pm$ U	Criterion	Recovery [%]	z-Score
Sebuthylazine	$\mu\text{g/l}$	0.695 $\pm$ 0.0268	- $\pm$ -	0.0647	-	-
Simazine	$\mu\text{g/l}$	0.35 $\pm$ 0.0116	0.367 $\pm$ 0.03	0.0385	105	0.43
Terbuthylazine	$\mu\text{g/l}$	0.266 $\pm$ 0.00731	0.273 $\pm$ 0.02	0.0293	102	0.22
Terbuthylazine-desethyl	$\mu\text{g/l}$	0.546 $\pm$ 0.0206	- $\pm$ -	0.06	-	-
Terbuthylazine Metabolite CGA 324007 (LM5)	$\mu\text{g/l}$	- $\pm$ -	- $\pm$ -	-	-	-
Terbuthylazine Metabolite SYN 545666 (LM6)	$\mu\text{g/l}$	0.318 $\pm$ 0.0221	0.279 $\pm$ 0.07	0.0318	87.8	-1.22
Terbuthylazine Metabolite SYN 546009 (LM3)	$\mu\text{g/l}$	- $\pm$ -	- $\pm$ -	-	-	-
Terbutryn	$\mu\text{g/l}$	0.172 $\pm$ 0.00582	0.175 $\pm$ 0.04	0.0172	102	0.18
Tritosulfuron	$\mu\text{g/l}$	- $\pm$ -	- $\pm$ -	-	-	-



## Sample: H003A

Parameter	Unit	Assigned $\pm$ U (k=2) value	Result $\pm$ U	Criterion	Recovery [%]	En-Score
2,4,5-Trichlorophenoxyacetic acid	$\mu\text{g/l}$	0.153 $\pm$ 0.0114	- $\pm$ -	0.0275	-	-
2,4-D (2,4-Dichlorphenoxyaceticacid)	$\mu\text{g/l}$	0.734 $\pm$ 0.0275	0.781 $\pm$ 0.16	0.103	106	0.15
2,6-Dichlorobenzamide	$\mu\text{g/l}$	0.217 $\pm$ 0.00924	0.222 $\pm$ 0.06	0.0325	102	0.04
Alachlor	$\mu\text{g/l}$	0.106 $\pm$ 0.00457	- $\pm$ -	0.0127	-	-
Alachlor-t-acid (Alachlor-OA)	$\mu\text{g/l}$	0.935 $\pm$ 0.057	- $\pm$ -	0.14	-	-
Alachlor-t-sulfonic acid (Alachlor-ESA)	$\mu\text{g/l}$	0.291 $\pm$ 0.0115	- $\pm$ -	0.0378	-	-
AMPA	$\mu\text{g/l}$	1 $\pm$ 0.0378	1.086 $\pm$ 0.13	0.13	108	0.32
Atrazine	$\mu\text{g/l}$	0.153 $\pm$ 0.00407	0.168 $\pm$ 0.02	0.0168	110	0.38
Atrazine-desethyl	$\mu\text{g/l}$	0.594 $\pm$ 0.0215	0.625 $\pm$ 0.14	0.0712	105	0.11
Atrazine-desethyl-desisopropyl	$\mu\text{g/l}$	0.166 $\pm$ 0.0155	- $\pm$ -	0.0515	-	-
Atrazine-desisopropyl	$\mu\text{g/l}$	0.245 $\pm$ 0.0211	0.263 $\pm$ 0.1	0.0441	107	0.09
Bentazone	$\mu\text{g/l}$	0.166 $\pm$ 0.00606	0.161 $\pm$ 0.04	0.0248	97.2	-0.06
Chloridazon-desphenyl	$\mu\text{g/l}$	0.129 $\pm$ 0.00676	0.13 $\pm$ 0.01	0.0142	101	0.05
Chlorothalonil-4-hydroxy	$\mu\text{g/l}$	- $\pm$ -	- $\pm$ -	-	-	-
Chlorothalonil Metabolite R417888 (Chlorothalonil-ESA)	$\mu\text{g/l}$	0.0798 $\pm$ 0.00395	0.076 $\pm$ 0.02	0.016	95.3	-0.09
Chlorothalonil Metabolite R471811	$\mu\text{g/l}$	0.187 $\pm$ 0.0395	0.108 $\pm$ 0.03	0.0655	57.7	-1.10
Chlorothalonil Metabolite R611965 (3-carbamyl-2,4,5-trichlorobenzoic acid)	$\mu\text{g/l}$	- $\pm$ -	- $\pm$ -	-	-	-
Chlorothalonil Metabolite R611968	$\mu\text{g/l}$	- $\pm$ -	- $\pm$ -	-	-	-
Chlorothalonil Metabolite SYN507900	$\mu\text{g/l}$	- $\pm$ -	- $\pm$ -	-	-	-
Chlorothalonil Metabolite SYN548580	$\mu\text{g/l}$	- $\pm$ -	- $\pm$ -	-	-	-
Chlorothalonil Metabolite SYN548581	$\mu\text{g/l}$	- $\pm$ -	- $\pm$ -	-	-	-
Clopyralid	$\mu\text{g/l}$	0.24 $\pm$ 0.0285	- $\pm$ -	0.048	-	-
Cyanazine	$\mu\text{g/l}$	0.167 $\pm$ 0.00751	- $\pm$ -	0.0234	-	-

Parameter	Unit	Assigned $\pm$ U (k=2) value	Result $\pm$ U	Criterion	Recovery [%]	En-Score
Dicamba	$\mu\text{g/l}$	- $\pm$ -	- $\pm$ -	-	-	-
Dichlorprop	$\mu\text{g/l}$	0.553 $\pm$ 0.0349	- $\pm$ -	0.0664	-	-
Dimethachlor ethane sulfonic acid (CGA 354742, Dimethachlor-ESA)	$\mu\text{g/l}$	0.233 $\pm$ 0.0174	0.195 $\pm$ 0.04	0.0465	83.8	-0.46
Dimethachlor Metabolite - CGA 369873	$\mu\text{g/l}$	0.144 $\pm$ 0.00926	0.142 $\pm$ 0.03	0.0288	98.7	-0.03
Dimethachlor Metabolite - CGA 373464 (acetic acid methyl ester)	$\mu\text{g/l}$	- $\pm$ -	- $\pm$ -	-	-	-
Dimethachlor Metabolite - CGA 373464 (free acid)	$\mu\text{g/l}$	- $\pm$ -	- $\pm$ -	-	-	-
Dimethachlor oxalamic acid (CGA 50266, Dimethachlor-OA)	$\mu\text{g/l}$	0.43 $\pm$ 0.0555	- $\pm$ -	0.099	-	-
Glufosinate	$\mu\text{g/l}$	- $\pm$ -	- $\pm$ -	-	-	-
Glufosinate metabolite MPPA	$\mu\text{g/l}$	- $\pm$ -	- $\pm$ -	-	-	-
Glyphosate	$\mu\text{g/l}$	0.411 $\pm$ 0.0171	0.45 $\pm$ 0.06	0.0821	110	0.33
Metazachlor	$\mu\text{g/l}$	0.161 $\pm$ 0.00743	0.171 $\pm$ 0.03	0.0193	106	0.16
Metolachlor	$\mu\text{g/l}$	0.176 $\pm$ 0.00384	0.182 $\pm$ 0.05	0.0264	103	0.06
Metribuzin	$\mu\text{g/l}$	0.781 $\pm$ 0.0333	0.844 $\pm$ 0.21	0.0781	108	0.15
Nicosulfuron	$\mu\text{g/l}$	0.286 $\pm$ 0.0712	0.231 $\pm$ 0.05	0.111	80.9	-0.44
Prometryn	$\mu\text{g/l}$	0.429 $\pm$ 0.0169	- $\pm$ -	0.0558	-	-
Propazine	$\mu\text{g/l}$	0.229 $\pm$ 0.00751	- $\pm$ -	0.0297	-	-
s-Metolachlor Metabolite CGA 368208	$\mu\text{g/l}$	0.421 $\pm$ 0.0406	- $\pm$ -	0.059	-	-
s-Metolachlor Metabolite NOA 413173	$\mu\text{g/l}$	0.176 $\pm$ 0.0206	0.19 $\pm$ 0.04	0.0353	108	0.16
Sebuthylazine	$\mu\text{g/l}$	- $\pm$ -	- $\pm$ -	-	-	-
Simazine	$\mu\text{g/l}$	0.174 $\pm$ 0.00425	0.184 $\pm$ 0.01	0.0191	106	0.49
Terbuthylazine	$\mu\text{g/l}$	0.562 $\pm$ 0.0151	0.604 $\pm$ 0.05	0.0618	107	0.42
Terbuthylazine-desethyl	$\mu\text{g/l}$	0.274 $\pm$ 0.00994	- $\pm$ -	0.0301	-	-
Terbuthylazine Metabolite CGA 324007 (LM5)	$\mu\text{g/l}$	- $\pm$ -	- $\pm$ -	-	-	-
Terbuthylazine Metabolite SYN 545666 (LM6)	$\mu\text{g/l}$	0.154 $\pm$ 0.0201	0.085 $\pm$ 0.02	0.0369	55.3	-1.54

Summary of results Herbicides/pesticides - H003 - En-Score

Labcode: LC0001

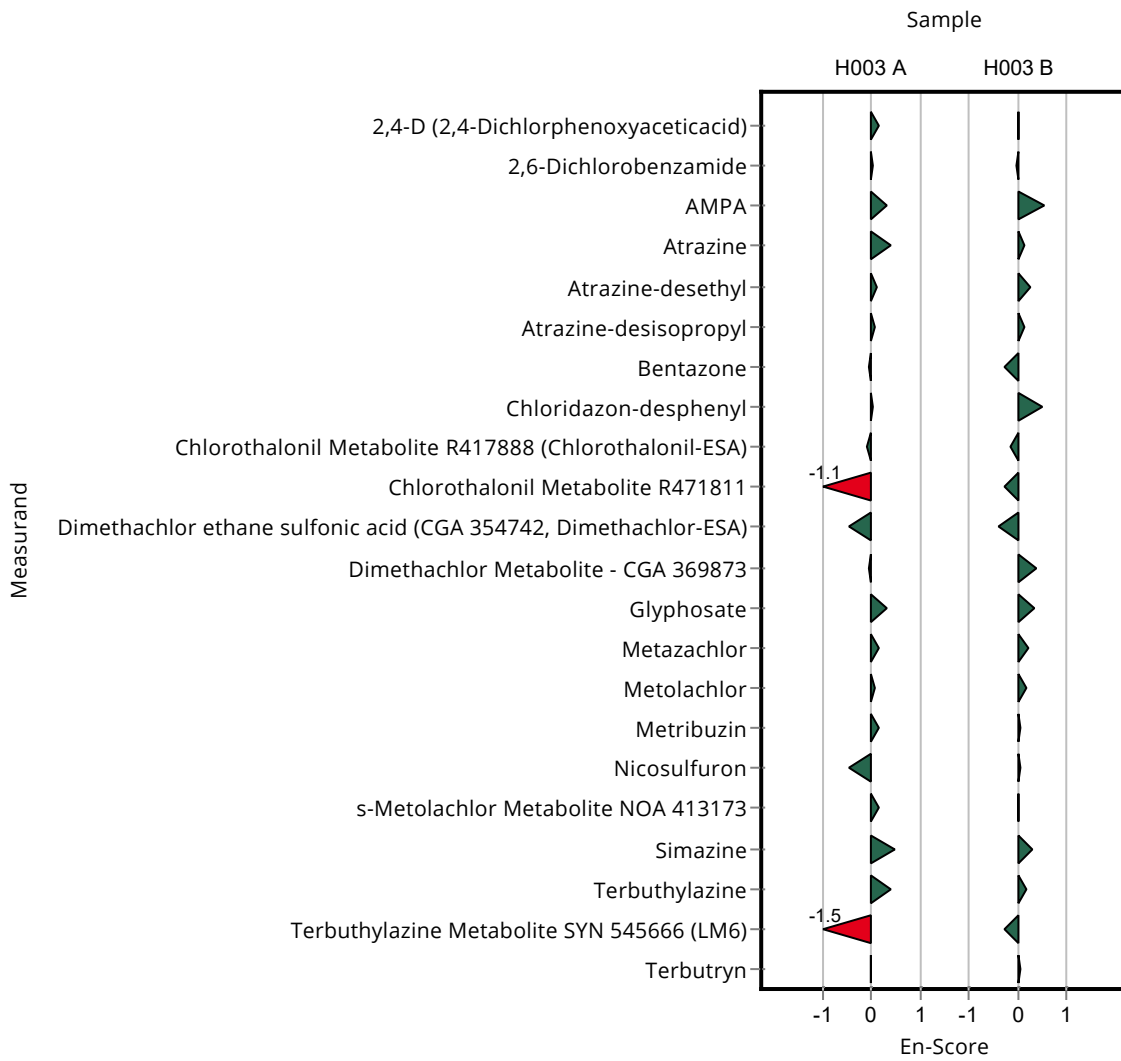
Parameter	Unit	Assigned $\pm$ U (k=2) value	Result $\pm$ U	Criterion	Recovery [%]	En-Score
Terbutylazine Metabolite SYN 546009 (LM3)	$\mu\text{g/l}$	- $\pm$ -	- $\pm$ -	-	-	-
Terbutryn	$\mu\text{g/l}$	0.426 $\pm$ 0.0169	0.426 $\pm$ 0.09	0.0426	100	0.00
Tritosulfuron	$\mu\text{g/l}$	- $\pm$ -	- $\pm$ -	-	-	-

Sample: H003B

Parameter	Unit	Assigned $\pm$ U (k=2) value	Result $\pm$ U	Criterion	Recovery [%]	En-Score
2,4,5-Trichlorophenoxyacetic acid	$\mu\text{g/l}$	0.341 $\pm$ 0.0365	- $\pm$ -	0.0615	-	-
2,4-D (2,4-Dichlorophenoxyacetic acid)	$\mu\text{g/l}$	0.348 $\pm$ 0.0129	0.351 $\pm$ 0.07	0.0487	101	0.02
2,6-Dichlorobenzamide	$\mu\text{g/l}$	0.437 $\pm$ 0.017	0.428 $\pm$ 0.11	0.0655	98	-0.04
Alachlor	$\mu\text{g/l}$	0.487 $\pm$ 0.0145	- $\pm$ -	0.0585	-	-
Alachlor-t-acid (Alachlor-OA)	$\mu\text{g/l}$	0.185 $\pm$ 0.0171	- $\pm$ -	0.0278	-	-
Alachlor-t-sulfonic acid (Alachlor-ESA)	$\mu\text{g/l}$	0.29 $\pm$ 0.0395	- $\pm$ -	0.0608	-	-
AMPA	$\mu\text{g/l}$	0.562 $\pm$ 0.0415	0.651 $\pm$ 0.08	0.073	116	0.54
Atrazine	$\mu\text{g/l}$	0.658 $\pm$ 0.0171	0.688 $\pm$ 0.1	0.0724	105	0.15
Atrazine-desethyl	$\mu\text{g/l}$	0.275 $\pm$ 0.0128	0.311 $\pm$ 0.07	0.033	113	0.26
Atrazine-desethyl-desisopropyl	$\mu\text{g/l}$	0.423 $\pm$ 0.0502	- $\pm$ -	0.131	-	-
Atrazine-desisopropyl	$\mu\text{g/l}$	0.242 $\pm$ 0.0176	0.266 $\pm$ 0.1	0.0387	110	0.12
Bentazone	$\mu\text{g/l}$	0.735 $\pm$ 0.0273	0.646 $\pm$ 0.16	0.11	87.9	-0.28
Chloridazon-desphenyl	$\mu\text{g/l}$	0.245 $\pm$ 0.0118	0.275 $\pm$ 0.03	0.0269	112	0.49
Chlorothalonil-4-hydroxy	$\mu\text{g/l}$	- $\pm$ -	- $\pm$ -	-	-	-
Chlorothalonil Metabolite R417888 (Chlorothalonil-ESA)	$\mu\text{g/l}$	0.423 $\pm$ 0.0247	0.39 $\pm$ 0.1	0.0845	92.3	-0.16
Chlorothalonil Metabolite R471811	$\mu\text{g/l}$	0.644 $\pm$ 0.0996	0.566 $\pm$ 0.14	0.167	87.9	-0.26
Chlorothalonil Metabolite R611965 (3-carbamyl-2,4,5-trichlorobenzoic acid)	$\mu\text{g/l}$	- $\pm$ -	- $\pm$ -	-	-	-
Chlorothalonil Metabolite R611968	$\mu\text{g/l}$	- $\pm$ -	- $\pm$ -	-	-	-

Parameter	Unit	Assigned $\pm$ U (k=2) value	Result $\pm$ U	Criterion	Recovery [%]	En-Score
Chlorothalonil Metabolite SYN507900	$\mu\text{g/l}$	- $\pm$ -	- $\pm$ -	-	-	-
Chlorothalonil Metabolite SYN548580	$\mu\text{g/l}$	- $\pm$ -	- $\pm$ -	-	-	-
Chlorothalonil Metabolite SYN548581	$\mu\text{g/l}$	- $\pm$ -	- $\pm$ -	-	-	-
Clopyralid	$\mu\text{g/l}$	0.503 $\pm$ 0.059	- $\pm$ -	0.101	-	-
Cyanazine	$\mu\text{g/l}$	0.441 $\pm$ 0.0221	- $\pm$ -	0.0618	-	-
Dicamba	$\mu\text{g/l}$	- $\pm$ -	- $\pm$ -	-	-	-
Dichlorprop	$\mu\text{g/l}$	0.295 $\pm$ 0.0109	- $\pm$ -	0.0354	-	-
Dimethachlor ethane sulfonic acid (CGA 354742, Dimethachlor-ESA)	$\mu\text{g/l}$	0.112 $\pm$ 0.00608	0.096 $\pm$ 0.02	0.0224	85.8	-0.39
Dimethachlor Metabolite - CGA 369873	$\mu\text{g/l}$	0.308 $\pm$ 0.0189	0.354 $\pm$ 0.06	0.0617	115	0.38
Dimethachlor Metabolite - CGA 373464 (acetic acid methyl ester)	$\mu\text{g/l}$	- $\pm$ -	- $\pm$ -	-	-	-
Dimethachlor Metabolite - CGA 373464 (free acid)	$\mu\text{g/l}$	- $\pm$ -	- $\pm$ -	-	-	-
Dimethachlor oxalamic acid (CGA 50266, Dimethachlor-OA)	$\mu\text{g/l}$	0.449 $\pm$ 0.0607	- $\pm$ -	0.108	-	-
Glufosinate	$\mu\text{g/l}$	- $\pm$ -	- $\pm$ -	-	-	-
Glufosinate metabolite MPPA	$\mu\text{g/l}$	- $\pm$ -	- $\pm$ -	-	-	-
Glyphosate	$\mu\text{g/l}$	0.854 $\pm$ 0.0484	0.933 $\pm$ 0.12	0.171	109	0.32
Metazachlor	$\mu\text{g/l}$	0.153 $\pm$ 0.00654	0.162 $\pm$ 0.02	0.0184	106	0.22
Metolachlor	$\mu\text{g/l}$	0.385 $\pm$ 0.00907	0.425 $\pm$ 0.13	0.0578	110	0.15
Metribuzin	$\mu\text{g/l}$	0.374 $\pm$ 0.0099	0.384 $\pm$ 0.1	0.0374	103	0.05
Nicosulfuron	$\mu\text{g/l}$	0.88 $\pm$ 0.0652	0.902 $\pm$ 0.21	0.22	102	0.05
Prometryn	$\mu\text{g/l}$	0.164 $\pm$ 0.00618	- $\pm$ -	0.0213	-	-
Propazine	$\mu\text{g/l}$	0.108 $\pm$ 0.0054	- $\pm$ -	0.014	-	-
s-Metolachlor Metabolite CGA 368208	$\mu\text{g/l}$	0.182 $\pm$ 0.00883	- $\pm$ -	0.0182	-	-
s-Metolachlor Metabolite NOA 413173	$\mu\text{g/l}$	0.496 $\pm$ 0.0472	0.496 $\pm$ 0.09	0.0843	100	0.00

Parameter	Unit	Assigned $\pm$ U (k=2) value	Result $\pm$ U	Criterion	Recovery [%]	En-Score
Sebuthylazine	$\mu\text{g/l}$	0.695 $\pm$ 0.0268	- $\pm$ -	0.0647	-	-
Simazine	$\mu\text{g/l}$	0.35 $\pm$ 0.0116	0.367 $\pm$ 0.03	0.0385	105	0.27
Terbuthylazine	$\mu\text{g/l}$	0.266 $\pm$ 0.00731	0.273 $\pm$ 0.02	0.0293	102	0.16
Terbuthylazine-desethyl	$\mu\text{g/l}$	0.546 $\pm$ 0.0206	- $\pm$ -	0.06	-	-
Terbuthylazine Metabolite CGA 324007 (LM5)	$\mu\text{g/l}$	- $\pm$ -	- $\pm$ -	-	-	-
Terbuthylazine Metabolite SYN 545666 (LM6)	$\mu\text{g/l}$	0.318 $\pm$ 0.0221	0.279 $\pm$ 0.07	0.0318	87.8	-0.27
Terbuthylazine Metabolite SYN 546009 (LM3)	$\mu\text{g/l}$	- $\pm$ -	- $\pm$ -	-	-	-
Terbutryn	$\mu\text{g/l}$	0.172 $\pm$ 0.00582	0.175 $\pm$ 0.04	0.0172	102	0.04
Tritosulfuron	$\mu\text{g/l}$	- $\pm$ -	- $\pm$ -	-	-	-



Sample: H003A

Parameter	Unit	Assigned $\pm$ U (k=2) value	Result $\pm$ U	Criterion	Recovery [%]	z-Score
2,4,5-Trichlorophenoxyacetic acid	$\mu\text{g/l}$	0.153 $\pm$ 0.0114	0.135 $\pm$ 0.081	0.0275	88.3	-0.65
2,4-D (2,4-Dichlorphenoxyaceticacid)	$\mu\text{g/l}$	0.734 $\pm$ 0.0275	0.635 $\pm$ 0.19	0.103	86.5	-0.96
2,6-Dichlorobenzamide	$\mu\text{g/l}$	0.217 $\pm$ 0.00924	- $\pm$ -	0.0325	-	-
Alachlor	$\mu\text{g/l}$	0.106 $\pm$ 0.00457	- $\pm$ -	0.0127	-	-
Alachlor-t-acid (Alachlor-OA)	$\mu\text{g/l}$	0.935 $\pm$ 0.057	- $\pm$ -	0.14	-	-
Alachlor-t-sulfonic acid (Alachlor-ESA)	$\mu\text{g/l}$	0.291 $\pm$ 0.0115	- $\pm$ -	0.0378	-	-
AMPA	$\mu\text{g/l}$	1 $\pm$ 0.0378	- $\pm$ -	0.13	-	-
Atrazine	$\mu\text{g/l}$	0.153 $\pm$ 0.00407	- $\pm$ -	0.0168	-	-
Atrazine-desethyl	$\mu\text{g/l}$	0.594 $\pm$ 0.0215	- $\pm$ -	0.0712	-	-
Atrazine-desethyl-desisopropyl	$\mu\text{g/l}$	0.166 $\pm$ 0.0155	- $\pm$ -	0.0515	-	-
Atrazine-desisopropyl	$\mu\text{g/l}$	0.245 $\pm$ 0.0211	- $\pm$ -	0.0441	-	-
Bentazone	$\mu\text{g/l}$	0.166 $\pm$ 0.00606	0.159 $\pm$ 0.048	0.0248	96	-0.27
Chloridazon-desphenyl	$\mu\text{g/l}$	0.129 $\pm$ 0.00676	- $\pm$ -	0.0142	-	-
Chlorothalonil-4-hydroxy	$\mu\text{g/l}$	- $\pm$ -	- $\pm$ -	-	-	-
Chlorothalonil Metabolite R417888 (Chlorothalonil-ESA)	$\mu\text{g/l}$	0.0798 $\pm$ 0.00395	- $\pm$ -	0.016	-	-
Chlorothalonil Metabolite R471811	$\mu\text{g/l}$	0.187 $\pm$ 0.0395	- $\pm$ -	0.0655	-	-
Chlorothalonil Metabolite R611965 (3-carbamyl-2,4,5-trichlorobenzoic acid)	$\mu\text{g/l}$	- $\pm$ -	- $\pm$ -	-	-	-
Chlorothalonil Metabolite R611968	$\mu\text{g/l}$	- $\pm$ -	- $\pm$ -	-	-	-
Chlorothalonil Metabolite SYN507900	$\mu\text{g/l}$	- $\pm$ -	- $\pm$ -	-	-	-
Chlorothalonil Metabolite SYN548580	$\mu\text{g/l}$	- $\pm$ -	- $\pm$ -	-	-	-
Chlorothalonil Metabolite SYN548581	$\mu\text{g/l}$	- $\pm$ -	- $\pm$ -	-	-	-
Clopyralid	$\mu\text{g/l}$	0.24 $\pm$ 0.0285	0.208 $\pm$ 0.062	0.048	86.7	-0.67
Cyanazine	$\mu\text{g/l}$	0.167 $\pm$ 0.00751	- $\pm$ -	0.0234	-	-

Parameter	Unit	Assigned $\pm$ U (k=2) value	Result $\pm$ U	Criterion	Recovery [%]	z-Score
Dicamba	$\mu\text{g/l}$	- $\pm$ -	0.124 $\pm$ 0.037	-	-	-
Dichlorprop	$\mu\text{g/l}$	0.553 $\pm$ 0.0349	0.479 $\pm$ 0.14	0.0664	86.5	-1.12
Dimethachlor ethane sulfonic acid (CGA 354742, Dimethachlor-ESA)	$\mu\text{g/l}$	0.233 $\pm$ 0.0174	- $\pm$ -	0.0465	-	-
Dimethachlor Metabolite - CGA 369873	$\mu\text{g/l}$	0.144 $\pm$ 0.00926	- $\pm$ -	0.0288	-	-
Dimethachlor Metabolite - CGA 373464 (acetic acid methyl ester)	$\mu\text{g/l}$	- $\pm$ -	- $\pm$ -	-	-	-
Dimethachlor Metabolite - CGA 373464 (free acid)	$\mu\text{g/l}$	- $\pm$ -	- $\pm$ -	-	-	-
Dimethachlor oxalamic acid (CGA 50266, Dimethachlor-OA)	$\mu\text{g/l}$	0.43 $\pm$ 0.0555	- $\pm$ -	0.099	-	-
Glufosinate	$\mu\text{g/l}$	- $\pm$ -	- $\pm$ -	-	-	-
Glufosinate metabolite MPPA	$\mu\text{g/l}$	- $\pm$ -	- $\pm$ -	-	-	-
Glyphosate	$\mu\text{g/l}$	0.411 $\pm$ 0.0171	- $\pm$ -	0.0821	-	-
Metazachlor	$\mu\text{g/l}$	0.161 $\pm$ 0.00743	- $\pm$ -	0.0193	-	-
Metolachlor	$\mu\text{g/l}$	0.176 $\pm$ 0.00384	- $\pm$ -	0.0264	-	-
Metribuzin	$\mu\text{g/l}$	0.781 $\pm$ 0.0333	- $\pm$ -	0.0781	-	-
Nicosulfuron	$\mu\text{g/l}$	0.286 $\pm$ 0.0712	- $\pm$ -	0.111	-	-
Prometryn	$\mu\text{g/l}$	0.429 $\pm$ 0.0169	- $\pm$ -	0.0558	-	-
Propazine	$\mu\text{g/l}$	0.229 $\pm$ 0.00751	- $\pm$ -	0.0297	-	-
s-Metolachlor Metabolite CGA 368208	$\mu\text{g/l}$	0.421 $\pm$ 0.0406	- $\pm$ -	0.059	-	-
s-Metolachlor Metabolite NOA 413173	$\mu\text{g/l}$	0.176 $\pm$ 0.0206	- $\pm$ -	0.0353	-	-
Sebuthylazine	$\mu\text{g/l}$	- $\pm$ -	- $\pm$ -	-	-	-
Simazine	$\mu\text{g/l}$	0.174 $\pm$ 0.00425	- $\pm$ -	0.0191	-	-
Terbuthylazine	$\mu\text{g/l}$	0.562 $\pm$ 0.0151	- $\pm$ -	0.0618	-	-
Terbuthylazine-desethyl	$\mu\text{g/l}$	0.274 $\pm$ 0.00994	- $\pm$ -	0.0301	-	-
Terbuthylazine Metabolite CGA 324007 (LM5)	$\mu\text{g/l}$	- $\pm$ -	- $\pm$ -	-	-	-
Terbuthylazine Metabolite SYN 545666 (LM6)	$\mu\text{g/l}$	0.154 $\pm$ 0.0201	- $\pm$ -	0.0369	-	-

Parameter	Unit	Assigned $\pm$ U (k=2) value	Result $\pm$ U	Criterion	Recovery [%]	z-Score
Terbutylazine Metabolite SYN 546009 (LM3)	$\mu\text{g/l}$	- $\pm$ -	- $\pm$ -	-	-	-
Terbutryn	$\mu\text{g/l}$	0.426 $\pm$ 0.0169	- $\pm$ -	0.0426	-	-
Tritosulfuron	$\mu\text{g/l}$	- $\pm$ -	- $\pm$ -	-	-	-

Sample: H003B

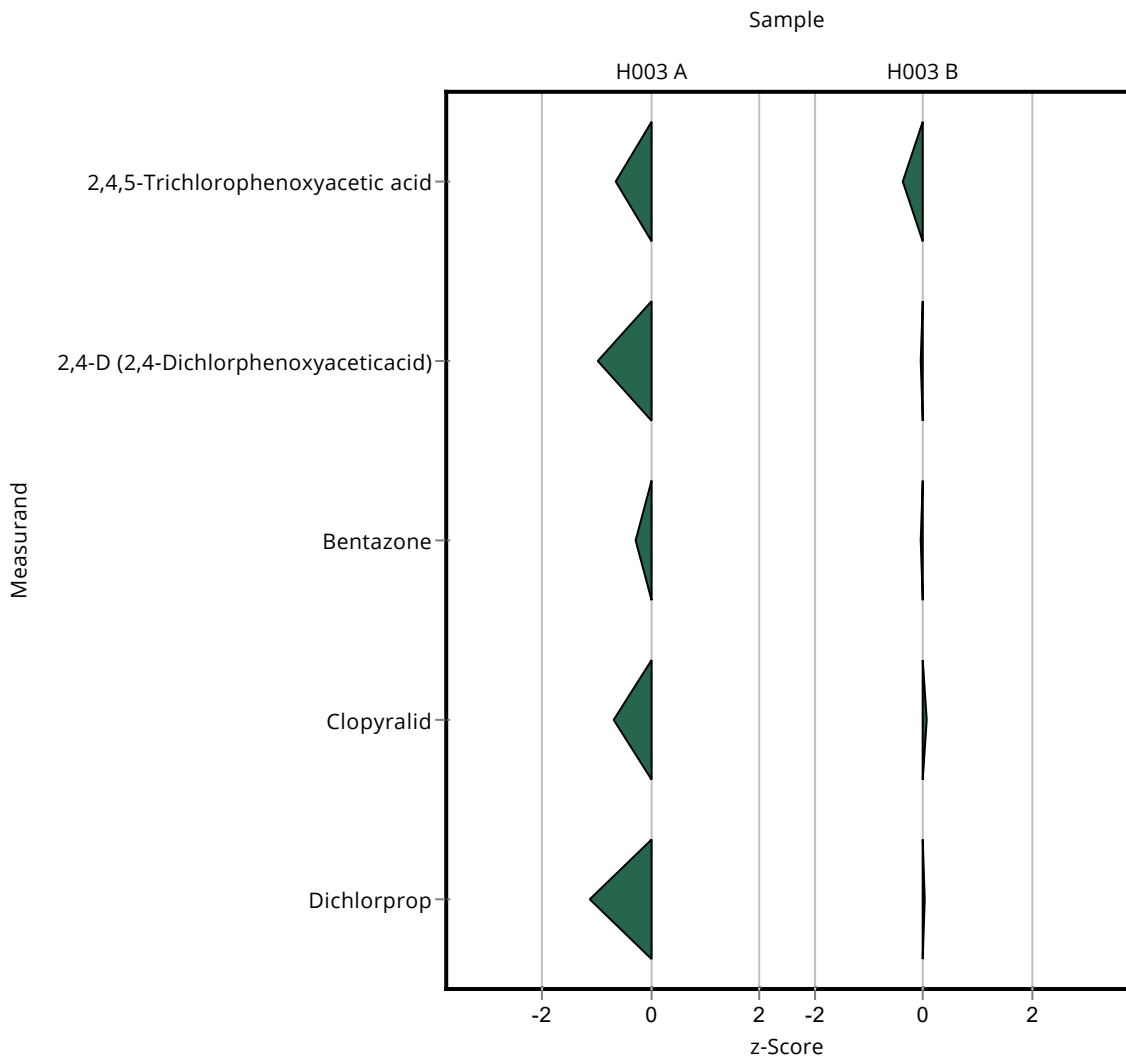
Parameter	Unit	Assigned $\pm$ U (k=2) value	Result $\pm$ U	Criterion	Recovery [%]	z-Score
2,4,5-Trichlorophenoxyacetic acid	$\mu\text{g/l}$	0.341 $\pm$ 0.0365	0.318 $\pm$ 0.19	0.0615	93.1	-0.38
2,4-D (2,4-Dichlorophenoxyacetic acid)	$\mu\text{g/l}$	0.348 $\pm$ 0.0129	0.345 $\pm$ 0.1	0.0487	99.1	-0.06
2,6-Dichlorobenzamide	$\mu\text{g/l}$	0.437 $\pm$ 0.017	- $\pm$ -	0.0655	-	-
Alachlor	$\mu\text{g/l}$	0.487 $\pm$ 0.0145	- $\pm$ -	0.0585	-	-
Alachlor-t-acid (Alachlor-OA)	$\mu\text{g/l}$	0.185 $\pm$ 0.0171	- $\pm$ -	0.0278	-	-
Alachlor-t-sulfonic acid (Alachlor-ESA)	$\mu\text{g/l}$	0.29 $\pm$ 0.0395	- $\pm$ -	0.0608	-	-
AMPA	$\mu\text{g/l}$	0.562 $\pm$ 0.0415	- $\pm$ -	0.073	-	-
Atrazine	$\mu\text{g/l}$	0.658 $\pm$ 0.0171	- $\pm$ -	0.0724	-	-
Atrazine-desethyl	$\mu\text{g/l}$	0.275 $\pm$ 0.0128	- $\pm$ -	0.033	-	-
Atrazine-desethyl-desisopropyl	$\mu\text{g/l}$	0.423 $\pm$ 0.0502	- $\pm$ -	0.131	-	-
Atrazine-desisopropyl	$\mu\text{g/l}$	0.242 $\pm$ 0.0176	- $\pm$ -	0.0387	-	-
Bentazone	$\mu\text{g/l}$	0.735 $\pm$ 0.0273	0.728 $\pm$ 0.22	0.11	99.1	-0.06
Chloridazon-desphenyl	$\mu\text{g/l}$	0.245 $\pm$ 0.0118	- $\pm$ -	0.0269	-	-
Chlorothalonil-4-hydroxy	$\mu\text{g/l}$	- $\pm$ -	- $\pm$ -	-	-	-
Chlorothalonil Metabolite R417888 (Chlorothalonil-ESA)	$\mu\text{g/l}$	0.423 $\pm$ 0.0247	- $\pm$ -	0.0845	-	-
Chlorothalonil Metabolite R471811	$\mu\text{g/l}$	0.644 $\pm$ 0.0996	- $\pm$ -	0.167	-	-
Chlorothalonil Metabolite R611965 (3-carbamyl-2,4,5-trichlorobenzoic acid)	$\mu\text{g/l}$	- $\pm$ -	- $\pm$ -	-	-	-
Chlorothalonil Metabolite R611968	$\mu\text{g/l}$	- $\pm$ -	- $\pm$ -	-	-	-

Parameter	Unit	Assigned $\pm$ U (k=2) value	Result $\pm$ U	Criterion	Recovery [%]	z-Score
Chlorothalonil Metabolite SYN507900	$\mu\text{g/l}$	- $\pm$ -	- $\pm$ -	-	-	-
Chlorothalonil Metabolite SYN548580	$\mu\text{g/l}$	- $\pm$ -	- $\pm$ -	-	-	-
Chlorothalonil Metabolite SYN548581	$\mu\text{g/l}$	- $\pm$ -	- $\pm$ -	-	-	-
Clopyralid	$\mu\text{g/l}$	0.503 $\pm$ 0.059	0.509 $\pm$ 0.15	0.101	101	0.06
Cyanazine	$\mu\text{g/l}$	0.441 $\pm$ 0.0221	- $\pm$ -	0.0618	-	-
Dicamba	$\mu\text{g/l}$	- $\pm$ -	0.615 $\pm$ 0.18	-	-	-
Dichlorprop	$\mu\text{g/l}$	0.295 $\pm$ 0.0109	0.295 $\pm$ 0.089	0.0354	100	0.00
Dimethachlor ethane sulfonic acid (CGA 354742, Dimethachlor-ESA)	$\mu\text{g/l}$	0.112 $\pm$ 0.00608	- $\pm$ -	0.0224	-	-
Dimethachlor Metabolite - CGA 369873	$\mu\text{g/l}$	0.308 $\pm$ 0.0189	- $\pm$ -	0.0617	-	-
Dimethachlor Metabolite - CGA 373464 (acetic acid methyl ester)	$\mu\text{g/l}$	- $\pm$ -	- $\pm$ -	-	-	-
Dimethachlor Metabolite - CGA 373464 (free acid)	$\mu\text{g/l}$	- $\pm$ -	- $\pm$ -	-	-	-
Dimethachlor oxalamic acid (CGA 50266, Dimethachlor-OA)	$\mu\text{g/l}$	0.449 $\pm$ 0.0607	- $\pm$ -	0.108	-	-
Glufosinate	$\mu\text{g/l}$	- $\pm$ -	- $\pm$ -	-	-	-
Glufosinate metabolite MPPA	$\mu\text{g/l}$	- $\pm$ -	- $\pm$ -	-	-	-
Glyphosate	$\mu\text{g/l}$	0.854 $\pm$ 0.0484	- $\pm$ -	0.171	-	-
Metazachlor	$\mu\text{g/l}$	0.153 $\pm$ 0.00654	- $\pm$ -	0.0184	-	-
Metolachlor	$\mu\text{g/l}$	0.385 $\pm$ 0.00907	- $\pm$ -	0.0578	-	-
Metribuzin	$\mu\text{g/l}$	0.374 $\pm$ 0.0099	- $\pm$ -	0.0374	-	-
Nicosulfuron	$\mu\text{g/l}$	0.88 $\pm$ 0.0652	- $\pm$ -	0.22	-	-
Prometryn	$\mu\text{g/l}$	0.164 $\pm$ 0.00618	- $\pm$ -	0.0213	-	-
Propazine	$\mu\text{g/l}$	0.108 $\pm$ 0.0054	- $\pm$ -	0.014	-	-
s-Metolachlor Metabolite CGA 368208	$\mu\text{g/l}$	0.182 $\pm$ 0.00883	- $\pm$ -	0.0182	-	-
s-Metolachlor Metabolite NOA 413173	$\mu\text{g/l}$	0.496 $\pm$ 0.0472	- $\pm$ -	0.0843	-	-

Summary of results Herbicides/pesticides - H003

Labcode: LC0002

Parameter	Unit	Assigned $\pm$ U (k=2) value	Result $\pm$ U	Criterion	Recovery [%]	z-Score
Sebuthylazine	$\mu\text{g/l}$	0.695 $\pm$ 0.0268	- $\pm$ -	0.0647	-	-
Simazine	$\mu\text{g/l}$	0.35 $\pm$ 0.0116	- $\pm$ -	0.0385	-	-
Terbuthylazine	$\mu\text{g/l}$	0.266 $\pm$ 0.00731	- $\pm$ -	0.0293	-	-
Terbuthylazine-desethyl	$\mu\text{g/l}$	0.546 $\pm$ 0.0206	- $\pm$ -	0.06	-	-
Terbuthylazine Metabolite CGA 324007 (LM5)	$\mu\text{g/l}$	- $\pm$ -	- $\pm$ -	-	-	-
Terbuthylazine Metabolite SYN 545666 (LM6)	$\mu\text{g/l}$	0.318 $\pm$ 0.0221	- $\pm$ -	0.0318	-	-
Terbuthylazine Metabolite SYN 546009 (LM3)	$\mu\text{g/l}$	- $\pm$ -	- $\pm$ -	-	-	-
Terbutryn	$\mu\text{g/l}$	0.172 $\pm$ 0.00582	- $\pm$ -	0.0172	-	-
Tritosulfuron	$\mu\text{g/l}$	- $\pm$ -	- $\pm$ -	-	-	-



## Sample: H003A

Parameter	Unit	Assigned $\pm$ U (k=2) value	Result $\pm$ U	Criterion	Recovery [%]	En-Score
2,4,5-Trichlorophenoxyacetic acid	$\mu\text{g/l}$	0.153 $\pm$ 0.0114	0.135 $\pm$ 0.081	0.0275	88.3	-0.11
2,4-D (2,4-Dichlorphenoxyaceticacid)	$\mu\text{g/l}$	0.734 $\pm$ 0.0275	0.635 $\pm$ 0.19	0.103	86.5	-0.26
2,6-Dichlorobenzamide	$\mu\text{g/l}$	0.217 $\pm$ 0.00924	- $\pm$ -	0.0325	-	-
Alachlor	$\mu\text{g/l}$	0.106 $\pm$ 0.00457	- $\pm$ -	0.0127	-	-
Alachlor-t-acid (Alachlor-OA)	$\mu\text{g/l}$	0.935 $\pm$ 0.057	- $\pm$ -	0.14	-	-
Alachlor-t-sulfonic acid (Alachlor-ESA)	$\mu\text{g/l}$	0.291 $\pm$ 0.0115	- $\pm$ -	0.0378	-	-
AMPA	$\mu\text{g/l}$	1 $\pm$ 0.0378	- $\pm$ -	0.13	-	-
Atrazine	$\mu\text{g/l}$	0.153 $\pm$ 0.00407	- $\pm$ -	0.0168	-	-
Atrazine-desethyl	$\mu\text{g/l}$	0.594 $\pm$ 0.0215	- $\pm$ -	0.0712	-	-
Atrazine-desethyl-desisopropyl	$\mu\text{g/l}$	0.166 $\pm$ 0.0155	- $\pm$ -	0.0515	-	-
Atrazine-desisopropyl	$\mu\text{g/l}$	0.245 $\pm$ 0.0211	- $\pm$ -	0.0441	-	-
Bentazone	$\mu\text{g/l}$	0.166 $\pm$ 0.00606	0.159 $\pm$ 0.048	0.0248	96	-0.07
Chloridazon-desphenyl	$\mu\text{g/l}$	0.129 $\pm$ 0.00676	- $\pm$ -	0.0142	-	-
Chlorothalonil-4-hydroxy	$\mu\text{g/l}$	- $\pm$ -	- $\pm$ -	-	-	-
Chlorothalonil Metabolite R417888 (Chlorothalonil-ESA)	$\mu\text{g/l}$	0.0798 $\pm$ 0.00395	- $\pm$ -	0.016	-	-
Chlorothalonil Metabolite R471811	$\mu\text{g/l}$	0.187 $\pm$ 0.0395	- $\pm$ -	0.0655	-	-
Chlorothalonil Metabolite R611965 (3-carbamyl-2,4,5-trichlorobenzoic acid)	$\mu\text{g/l}$	- $\pm$ -	- $\pm$ -	-	-	-
Chlorothalonil Metabolite R611968	$\mu\text{g/l}$	- $\pm$ -	- $\pm$ -	-	-	-
Chlorothalonil Metabolite SYN507900	$\mu\text{g/l}$	- $\pm$ -	- $\pm$ -	-	-	-
Chlorothalonil Metabolite SYN548580	$\mu\text{g/l}$	- $\pm$ -	- $\pm$ -	-	-	-
Chlorothalonil Metabolite SYN548581	$\mu\text{g/l}$	- $\pm$ -	- $\pm$ -	-	-	-
Clopyralid	$\mu\text{g/l}$	0.24 $\pm$ 0.0285	0.208 $\pm$ 0.062	0.048	86.7	-0.25
Cyanazine	$\mu\text{g/l}$	0.167 $\pm$ 0.00751	- $\pm$ -	0.0234	-	-

Parameter	Unit	Assigned $\pm$ U (k=2) value	Result $\pm$ U	Criterion	Recovery [%]	En-Score
Dicamba	$\mu\text{g/l}$	- $\pm$ -	0.124 $\pm$ 0.037	-	-	-
Dichlorprop	$\mu\text{g/l}$	0.553 $\pm$ 0.0349	0.479 $\pm$ 0.14	0.0664	86.5	-0.26
Dimethachlor ethane sulfonic acid (CGA 354742, Dimethachlor-ESA)	$\mu\text{g/l}$	0.233 $\pm$ 0.0174	- $\pm$ -	0.0465	-	-
Dimethachlor Metabolite - CGA 369873	$\mu\text{g/l}$	0.144 $\pm$ 0.00926	- $\pm$ -	0.0288	-	-
Dimethachlor Metabolite - CGA 373464 (acetic acid methyl ester)	$\mu\text{g/l}$	- $\pm$ -	- $\pm$ -	-	-	-
Dimethachlor Metabolite - CGA 373464 (free acid)	$\mu\text{g/l}$	- $\pm$ -	- $\pm$ -	-	-	-
Dimethachlor oxalamic acid (CGA 50266, Dimethachlor-OA)	$\mu\text{g/l}$	0.43 $\pm$ 0.0555	- $\pm$ -	0.099	-	-
Glufosinate	$\mu\text{g/l}$	- $\pm$ -	- $\pm$ -	-	-	-
Glufosinate metabolite MPPA	$\mu\text{g/l}$	- $\pm$ -	- $\pm$ -	-	-	-
Glyphosate	$\mu\text{g/l}$	0.411 $\pm$ 0.0171	- $\pm$ -	0.0821	-	-
Metazachlor	$\mu\text{g/l}$	0.161 $\pm$ 0.00743	- $\pm$ -	0.0193	-	-
Metolachlor	$\mu\text{g/l}$	0.176 $\pm$ 0.00384	- $\pm$ -	0.0264	-	-
Metribuzin	$\mu\text{g/l}$	0.781 $\pm$ 0.0333	- $\pm$ -	0.0781	-	-
Nicosulfuron	$\mu\text{g/l}$	0.286 $\pm$ 0.0712	- $\pm$ -	0.111	-	-
Prometryn	$\mu\text{g/l}$	0.429 $\pm$ 0.0169	- $\pm$ -	0.0558	-	-
Propazine	$\mu\text{g/l}$	0.229 $\pm$ 0.00751	- $\pm$ -	0.0297	-	-
s-Metolachlor Metabolite CGA 368208	$\mu\text{g/l}$	0.421 $\pm$ 0.0406	- $\pm$ -	0.059	-	-
s-Metolachlor Metabolite NOA 413173	$\mu\text{g/l}$	0.176 $\pm$ 0.0206	- $\pm$ -	0.0353	-	-
Sebuthylazine	$\mu\text{g/l}$	- $\pm$ -	- $\pm$ -	-	-	-
Simazine	$\mu\text{g/l}$	0.174 $\pm$ 0.00425	- $\pm$ -	0.0191	-	-
Terbuthylazine	$\mu\text{g/l}$	0.562 $\pm$ 0.0151	- $\pm$ -	0.0618	-	-
Terbuthylazine-desethyl	$\mu\text{g/l}$	0.274 $\pm$ 0.00994	- $\pm$ -	0.0301	-	-
Terbuthylazine Metabolite CGA 324007 (LM5)	$\mu\text{g/l}$	- $\pm$ -	- $\pm$ -	-	-	-
Terbuthylazine Metabolite SYN 545666 (LM6)	$\mu\text{g/l}$	0.154 $\pm$ 0.0201	- $\pm$ -	0.0369	-	-

Parameter	Unit	Assigned $\pm$ U (k=2) value	Result $\pm$ U	Criterion	Recovery [%]	En-Score
Terbutylazine Metabolite SYN 546009 (LM3)	$\mu\text{g/l}$	- $\pm$ -	- $\pm$ -	-	-	-
Terbutryn	$\mu\text{g/l}$	0.426 $\pm$ 0.0169	- $\pm$ -	0.0426	-	-
Tritosulfuron	$\mu\text{g/l}$	- $\pm$ -	- $\pm$ -	-	-	-

## Sample: H003B

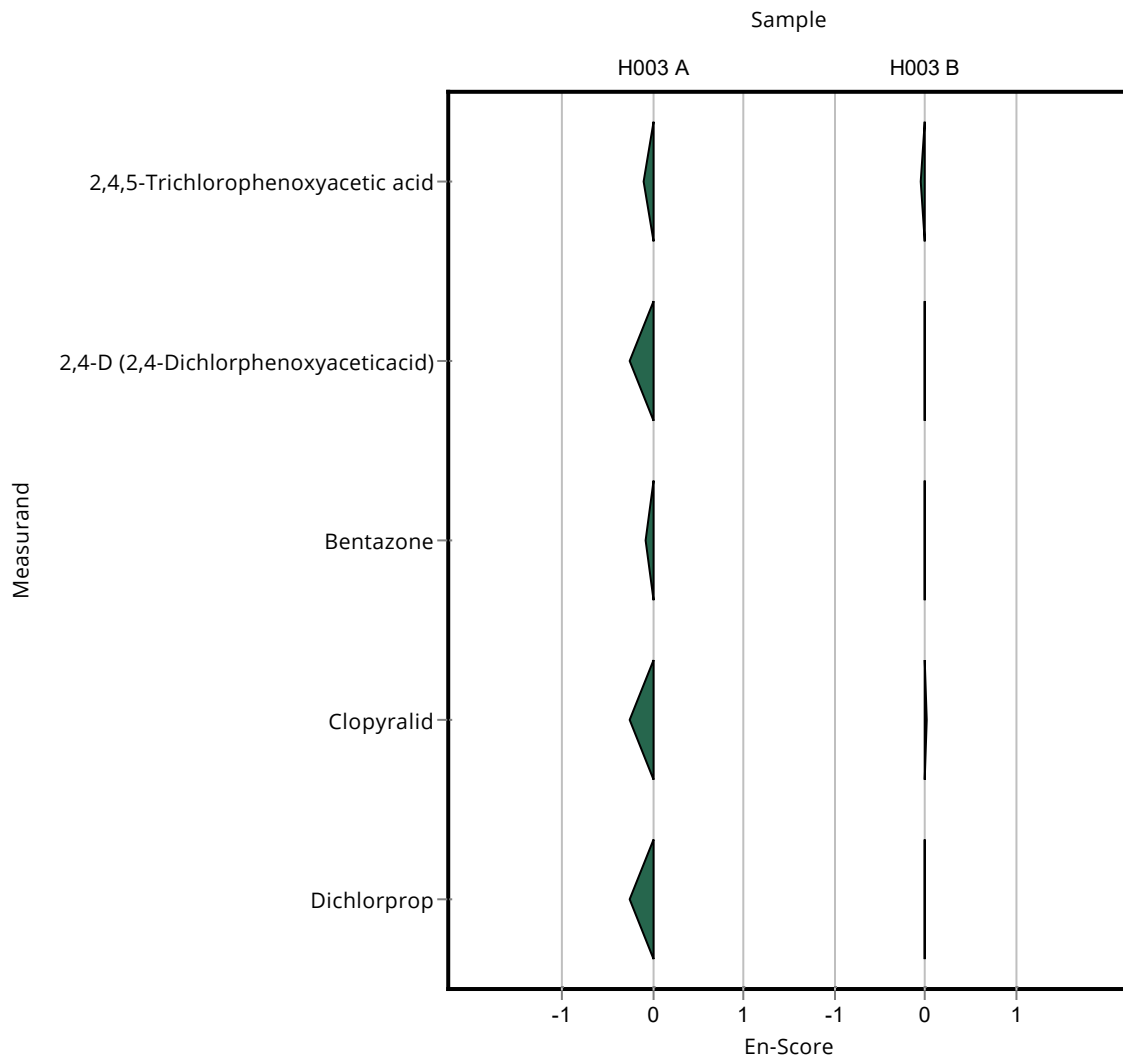
Parameter	Unit	Assigned $\pm$ U (k=2) value	Result $\pm$ U	Criterion	Recovery [%]	En-Score
2,4,5-Trichlorophenoxyacetic acid	$\mu\text{g/l}$	0.341 $\pm$ 0.0365	0.318 $\pm$ 0.19	0.0615	93.1	-0.06
2,4-D (2,4-Dichlorophenoxyacetic acid)	$\mu\text{g/l}$	0.348 $\pm$ 0.0129	0.345 $\pm$ 0.1	0.0487	99.1	-0.02
2,6-Dichlorobenzamide	$\mu\text{g/l}$	0.437 $\pm$ 0.017	- $\pm$ -	0.0655	-	-
Alachlor	$\mu\text{g/l}$	0.487 $\pm$ 0.0145	- $\pm$ -	0.0585	-	-
Alachlor-t-acid (Alachlor-OA)	$\mu\text{g/l}$	0.185 $\pm$ 0.0171	- $\pm$ -	0.0278	-	-
Alachlor-t-sulfonic acid (Alachlor-ESA)	$\mu\text{g/l}$	0.29 $\pm$ 0.0395	- $\pm$ -	0.0608	-	-
AMPA	$\mu\text{g/l}$	0.562 $\pm$ 0.0415	- $\pm$ -	0.073	-	-
Atrazine	$\mu\text{g/l}$	0.658 $\pm$ 0.0171	- $\pm$ -	0.0724	-	-
Atrazine-desethyl	$\mu\text{g/l}$	0.275 $\pm$ 0.0128	- $\pm$ -	0.033	-	-
Atrazine-desethyl-desisopropyl	$\mu\text{g/l}$	0.423 $\pm$ 0.0502	- $\pm$ -	0.131	-	-
Atrazine-desisopropyl	$\mu\text{g/l}$	0.242 $\pm$ 0.0176	- $\pm$ -	0.0387	-	-
Bentazone	$\mu\text{g/l}$	0.735 $\pm$ 0.0273	0.728 $\pm$ 0.22	0.11	99.1	-0.02
Chloridazon-desphenyl	$\mu\text{g/l}$	0.245 $\pm$ 0.0118	- $\pm$ -	0.0269	-	-
Chlorothalonil-4-hydroxy	$\mu\text{g/l}$	- $\pm$ -	- $\pm$ -	-	-	-
Chlorothalonil Metabolite R417888 (Chlorothalonil-ESA)	$\mu\text{g/l}$	0.423 $\pm$ 0.0247	- $\pm$ -	0.0845	-	-
Chlorothalonil Metabolite R471811	$\mu\text{g/l}$	0.644 $\pm$ 0.0996	- $\pm$ -	0.167	-	-
Chlorothalonil Metabolite R611965 (3-carbamyl-2,4,5-trichlorobenzoic acid)	$\mu\text{g/l}$	- $\pm$ -	- $\pm$ -	-	-	-
Chlorothalonil Metabolite R611968	$\mu\text{g/l}$	- $\pm$ -	- $\pm$ -	-	-	-

Parameter	Unit	Assigned $\pm$ U (k=2) value	Result $\pm$ U	Criterion	Recovery [%]	En-Score
Chlorothalonil Metabolite SYN507900	$\mu\text{g/l}$	- $\pm$ -	- $\pm$ -	-	-	-
Chlorothalonil Metabolite SYN548580	$\mu\text{g/l}$	- $\pm$ -	- $\pm$ -	-	-	-
Chlorothalonil Metabolite SYN548581	$\mu\text{g/l}$	- $\pm$ -	- $\pm$ -	-	-	-
Clopyralid	$\mu\text{g/l}$	0.503 $\pm$ 0.059	0.509 $\pm$ 0.15	0.101	101	0.02
Cyanazine	$\mu\text{g/l}$	0.441 $\pm$ 0.0221	- $\pm$ -	0.0618	-	-
Dicamba	$\mu\text{g/l}$	- $\pm$ -	0.615 $\pm$ 0.18	-	-	-
Dichlorprop	$\mu\text{g/l}$	0.295 $\pm$ 0.0109	0.295 $\pm$ 0.089	0.0354	100	0.00
Dimethachlor ethane sulfonic acid (CGA 354742, Dimethachlor-ESA)	$\mu\text{g/l}$	0.112 $\pm$ 0.00608	- $\pm$ -	0.0224	-	-
Dimethachlor Metabolite - CGA 369873	$\mu\text{g/l}$	0.308 $\pm$ 0.0189	- $\pm$ -	0.0617	-	-
Dimethachlor Metabolite - CGA 373464 (acetic acid methyl ester)	$\mu\text{g/l}$	- $\pm$ -	- $\pm$ -	-	-	-
Dimethachlor Metabolite - CGA 373464 (free acid)	$\mu\text{g/l}$	- $\pm$ -	- $\pm$ -	-	-	-
Dimethachlor oxalamic acid (CGA 50266, Dimethachlor-OA)	$\mu\text{g/l}$	0.449 $\pm$ 0.0607	- $\pm$ -	0.108	-	-
Glufosinate	$\mu\text{g/l}$	- $\pm$ -	- $\pm$ -	-	-	-
Glufosinate metabolite MPPA	$\mu\text{g/l}$	- $\pm$ -	- $\pm$ -	-	-	-
Glyphosate	$\mu\text{g/l}$	0.854 $\pm$ 0.0484	- $\pm$ -	0.171	-	-
Metazachlor	$\mu\text{g/l}$	0.153 $\pm$ 0.00654	- $\pm$ -	0.0184	-	-
Metolachlor	$\mu\text{g/l}$	0.385 $\pm$ 0.00907	- $\pm$ -	0.0578	-	-
Metribuzin	$\mu\text{g/l}$	0.374 $\pm$ 0.0099	- $\pm$ -	0.0374	-	-
Nicosulfuron	$\mu\text{g/l}$	0.88 $\pm$ 0.0652	- $\pm$ -	0.22	-	-
Prometryn	$\mu\text{g/l}$	0.164 $\pm$ 0.00618	- $\pm$ -	0.0213	-	-
Propazine	$\mu\text{g/l}$	0.108 $\pm$ 0.0054	- $\pm$ -	0.014	-	-
s-Metolachlor Metabolite CGA 368208	$\mu\text{g/l}$	0.182 $\pm$ 0.00883	- $\pm$ -	0.0182	-	-
s-Metolachlor Metabolite NOA 413173	$\mu\text{g/l}$	0.496 $\pm$ 0.0472	- $\pm$ -	0.0843	-	-

Summary of results Herbicides/pesticides - H003 - En-Score

Labcode: LC0002

Parameter	Unit	Assigned $\pm$ U (k=2) value	Result $\pm$ U	Criterion	Recovery [%]	En- Score
Sebuthylazine	$\mu\text{g/l}$	0.695 $\pm$ 0.0268	- $\pm$ -	0.0647	-	-
Simazine	$\mu\text{g/l}$	0.35 $\pm$ 0.0116	- $\pm$ -	0.0385	-	-
Terbuthylazine	$\mu\text{g/l}$	0.266 $\pm$ 0.00731	- $\pm$ -	0.0293	-	-
Terbuthylazine-desethyl	$\mu\text{g/l}$	0.546 $\pm$ 0.0206	- $\pm$ -	0.06	-	-
Terbuthylazine Metabolite CGA 324007 (LM5)	$\mu\text{g/l}$	- $\pm$ -	- $\pm$ -	-	-	-
Terbuthylazine Metabolite SYN 545666 (LM6)	$\mu\text{g/l}$	0.318 $\pm$ 0.0221	- $\pm$ -	0.0318	-	-
Terbuthylazine Metabolite SYN 546009 (LM3)	$\mu\text{g/l}$	- $\pm$ -	- $\pm$ -	-	-	-
Terbutryn	$\mu\text{g/l}$	0.172 $\pm$ 0.00582	- $\pm$ -	0.0172	-	-
Tritosulfuron	$\mu\text{g/l}$	- $\pm$ -	- $\pm$ -	-	-	-



Sample: H003A

Parameter	Unit	Assigned $\pm$ U (k=2) value	Result $\pm$ U	Criterion	Recovery [%]	z-Score
2,4,5-Trichlorophenoxyacetic acid	$\mu\text{g/l}$	0.153 $\pm$ 0.0114	0.181 $\pm$ 0.0235	0.0275	118	1.02
2,4-D (2,4-Dichlorphenoxyaceticacid)	$\mu\text{g/l}$	0.734 $\pm$ 0.0275	0.797 $\pm$ 0.104	0.103	109	0.61
2,6-Dichlorobenzamide	$\mu\text{g/l}$	0.217 $\pm$ 0.00924	0.218 $\pm$ 0.0349	0.0325	101	0.04
Alachlor	$\mu\text{g/l}$	0.106 $\pm$ 0.00457	0.114 $\pm$ 0.024	0.0127	107	0.62
Alachlor-t-acid (Alachlor-OA)	$\mu\text{g/l}$	0.935 $\pm$ 0.057	1.01 $\pm$ 0.141	0.14	108	0.54
Alachlor-t-sulfonic acid (Alachlor-ESA)	$\mu\text{g/l}$	0.291 $\pm$ 0.0115	0.304 $\pm$ 0.0456	0.0378	104	0.34
AMPA	$\mu\text{g/l}$	1 $\pm$ 0.0378	0.96 $\pm$ 0.345	0.13	95.9	-0.32
Atrazine	$\mu\text{g/l}$	0.153 $\pm$ 0.00407	0.159 $\pm$ 0.0175	0.0168	104	0.38
Atrazine-desethyl	$\mu\text{g/l}$	0.594 $\pm$ 0.0215	0.632 $\pm$ 0.259	0.0712	106	0.54
Atrazine-desethyl-desisopropyl	$\mu\text{g/l}$	0.166 $\pm$ 0.0155	0.153 $\pm$ 0.074	0.0515	92.1	-0.25
Atrazine-desisopropyl	$\mu\text{g/l}$	0.245 $\pm$ 0.0211	0.237 $\pm$ 0.064	0.0441	96.7	-0.18
Bentazone	$\mu\text{g/l}$	0.166 $\pm$ 0.00606	0.167 $\pm$ 0.0234	0.0248	101	0.05
Chloridazon-desphenyl	$\mu\text{g/l}$	0.129 $\pm$ 0.00676	0.142 $\pm$ 0.0854	0.0142	110	0.92
Chlorothalonil-4-hydroxy	$\mu\text{g/l}$	- $\pm$ -	0.237 $\pm$ 0.038	-	-	-
Chlorothalonil Metabolite R417888 (Chlorothalonil-ESA)	$\mu\text{g/l}$	0.0798 $\pm$ 0.00395	0.0943 $\pm$ 0.017	0.016	118	0.91
Chlorothalonil Metabolite R471811	$\mu\text{g/l}$	0.187 $\pm$ 0.0395	0.222 $\pm$ 0.0845	0.0655	119	0.53
Chlorothalonil Metabolite R611965 (3-carbamyl-2,4,5-trichlorobenzoic acid)	$\mu\text{g/l}$	- $\pm$ -	0.143 $\pm$ 0.0242	-	-	-
Chlorothalonil Metabolite R611968	$\mu\text{g/l}$	- $\pm$ -	0.196 $\pm$ 0.0785	-	-	-
Chlorothalonil Metabolite SYN507900	$\mu\text{g/l}$	- $\pm$ -	- $\pm$ -	-	-	-
Chlorothalonil Metabolite SYN548580	$\mu\text{g/l}$	- $\pm$ -	- $\pm$ -	-	-	-
Chlorothalonil Metabolite SYN548581	$\mu\text{g/l}$	- $\pm$ -	- $\pm$ -	-	-	-
Clopyralid	$\mu\text{g/l}$	0.24 $\pm$ 0.0285	0.271 $\pm$ 0.0461	0.048	113	0.65
Cyanazine	$\mu\text{g/l}$	0.167 $\pm$ 0.00751	0.182 $\pm$ 0.0255	0.0234	109	0.65

Parameter	Unit	Assigned $\pm$ U (k=2) value	Result $\pm$ U	Criterion	Recovery [%]	z-Score
Dicamba	$\mu\text{g/l}$	- $\pm$ -	0.14 $\pm$ 0.0337	-	-	-
Dichlorprop	$\mu\text{g/l}$	0.553 $\pm$ 0.0349	0.626 $\pm$ 0.1	0.0664	113	1.09
Dimethachlor ethane sulfonic acid (CGA 354742, Dimethachlor-ESA)	$\mu\text{g/l}$	0.233 $\pm$ 0.0174	0.264 $\pm$ 0.0476	0.0465	113	0.67
Dimethachlor Metabolite - CGA 369873	$\mu\text{g/l}$	0.144 $\pm$ 0.00926	0.142 $\pm$ 0.0299	0.0288	98.7	-0.07
Dimethachlor Metabolite - CGA 373464 (acetic acid methyl ester)	$\mu\text{g/l}$	- $\pm$ -	0.2 $\pm$ 0.0481	-	-	-
Dimethachlor Metabolite - CGA 373464 (free acid)	$\mu\text{g/l}$	- $\pm$ -	- $\pm$ -	-	-	-
Dimethachlor oxalamic acid (CGA 50266, Dimethachlor-OA)	$\mu\text{g/l}$	0.43 $\pm$ 0.0555	0.419 $\pm$ 0.0628	0.099	97.3	-0.12
Glufosinate	$\mu\text{g/l}$	- $\pm$ -	0.197 $\pm$ 0.0731	-	-	-
Glufosinate metabolite MPPA	$\mu\text{g/l}$	- $\pm$ -	- $\pm$ -	-	-	-
Glyphosate	$\mu\text{g/l}$	0.411 $\pm$ 0.0171	0.423 $\pm$ 0.0762	0.0821	103	0.15
Metazachlor	$\mu\text{g/l}$	0.161 $\pm$ 0.00743	0.183 $\pm$ 0.0201	0.0193	114	1.13
Metolachlor	$\mu\text{g/l}$	0.176 $\pm$ 0.00384	0.182 $\pm$ 0.0236	0.0264	103	0.23
Metribuzin	$\mu\text{g/l}$	0.781 $\pm$ 0.0333	0.812 $\pm$ 0.146	0.0781	104	0.40
Nicosulfuron	$\mu\text{g/l}$	0.286 $\pm$ 0.0712	0.302 $\pm$ 0.0423	0.111	106	0.15
Prometryn	$\mu\text{g/l}$	0.429 $\pm$ 0.0169	0.449 $\pm$ 0.0404	0.0558	105	0.35
Propazine	$\mu\text{g/l}$	0.229 $\pm$ 0.00751	0.252 $\pm$ 0.0252	0.0297	110	0.78
s-Metolachlor Metabolite CGA 368208	$\mu\text{g/l}$	0.421 $\pm$ 0.0406	0.388 $\pm$ 0.0659	0.059	92.1	-0.57
s-Metolachlor Metabolite NOA 413173	$\mu\text{g/l}$	0.176 $\pm$ 0.0206	0.204 $\pm$ 0.0673	0.0353	116	0.78
Sebuthylazine	$\mu\text{g/l}$	- $\pm$ -	<0.025 (LOQ) $\pm$ -	-	-	-
Simazine	$\mu\text{g/l}$	0.174 $\pm$ 0.00425	0.177 $\pm$ 0.0301	0.0191	102	0.15
Terbuthylazine	$\mu\text{g/l}$	0.562 $\pm$ 0.0151	0.584 $\pm$ 0.0817	0.0618	104	0.36
Terbuthylazine-desethyl	$\mu\text{g/l}$	0.274 $\pm$ 0.00994	0.292 $\pm$ 0.0525	0.0301	107	0.60
Terbuthylazine Metabolite CGA 324007 (LM5)	$\mu\text{g/l}$	- $\pm$ -	0.202 $\pm$ 0.0324	-	-	-
Terbuthylazine Metabolite SYN 545666 (LM6)	$\mu\text{g/l}$	0.154 $\pm$ 0.0201	0.131 $\pm$ 0.0197	0.0369	85.2	-0.62

Parameter	Unit	Assigned $\pm$ U (k=2) value	Result $\pm$ U	Criterion	Recovery [%]	z-Score
Terbutylazine Metabolite SYN 546009 (LM3)	$\mu\text{g/l}$	- $\pm$ -	- $\pm$ -	-	-	-
Terbutryn	$\mu\text{g/l}$	0.426 $\pm$ 0.0169	0.457 $\pm$ 0.0502	0.0426	107	0.73
Tritosulfuron	$\mu\text{g/l}$	- $\pm$ -	0.219 $\pm$ 0.059	-	-	-

## Sample: H003B

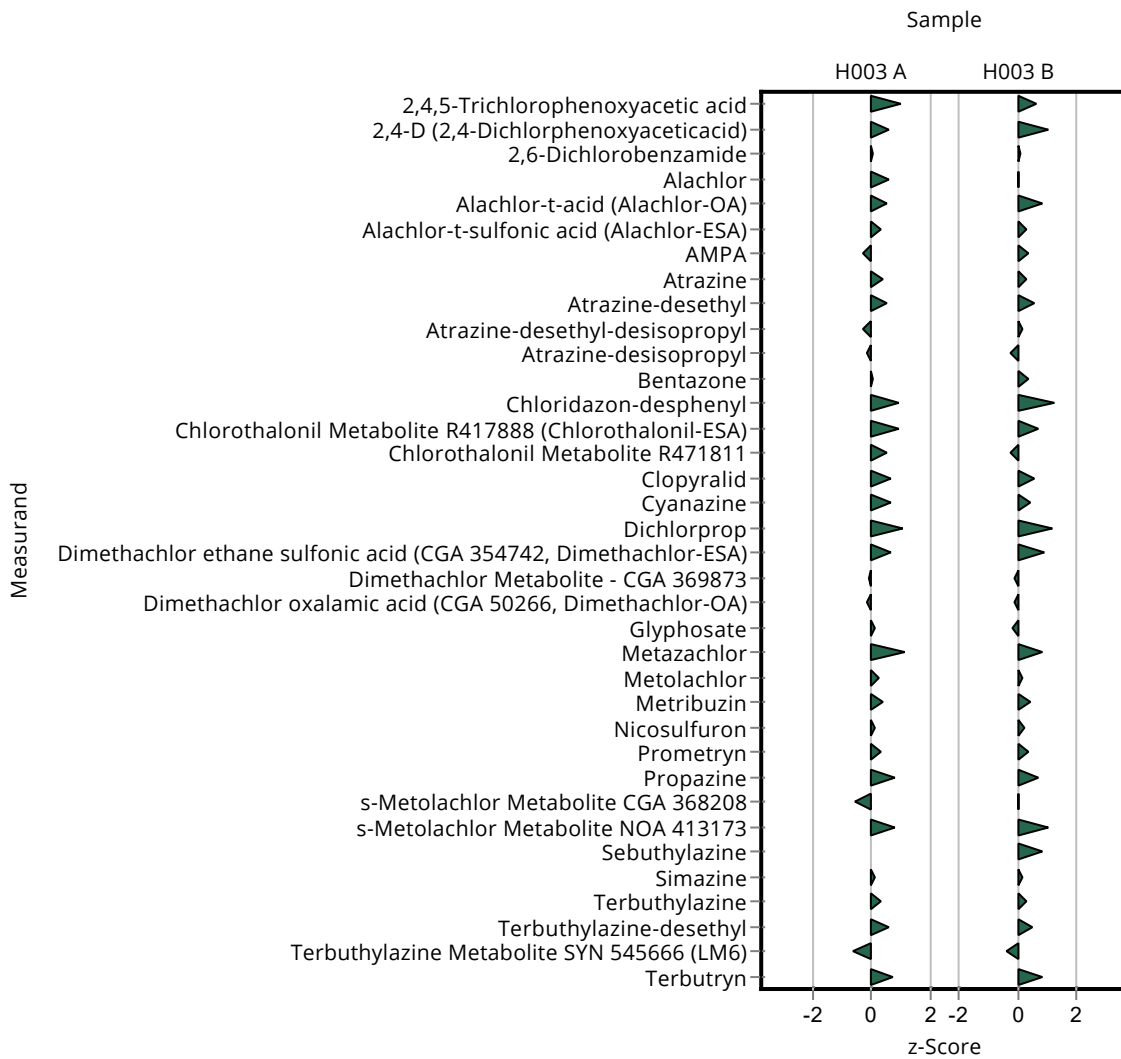
Parameter	Unit	Assigned $\pm$ U (k=2) value	Result $\pm$ U	Criterion	Recovery [%]	z-Score
2,4,5-Trichlorophenoxyacetic acid	$\mu\text{g/l}$	0.341 $\pm$ 0.0365	0.38 $\pm$ 0.0494	0.0615	111	0.63
2,4-D (2,4-Dichlorophenoxyacetic acid)	$\mu\text{g/l}$	0.348 $\pm$ 0.0129	0.397 $\pm$ 0.0516	0.0487	114	1.00
2,6-Dichlorobenzamide	$\mu\text{g/l}$	0.437 $\pm$ 0.017	0.441 $\pm$ 0.0706	0.0655	101	0.07
Alachlor	$\mu\text{g/l}$	0.487 $\pm$ 0.0145	0.488 $\pm$ 0.102	0.0585	100	0.01
Alachlor-t-acid (Alachlor-OA)	$\mu\text{g/l}$	0.185 $\pm$ 0.0171	0.209 $\pm$ 0.0292	0.0278	113	0.85
Alachlor-t-sulfonic acid (Alachlor-ESA)	$\mu\text{g/l}$	0.29 $\pm$ 0.0395	0.308 $\pm$ 0.0462	0.0608	106	0.30
AMPA	$\mu\text{g/l}$	0.562 $\pm$ 0.0415	0.586 $\pm$ 0.211	0.073	104	0.33
Atrazine	$\mu\text{g/l}$	0.658 $\pm$ 0.0171	0.677 $\pm$ 0.0745	0.0724	103	0.27
Atrazine-desethyl	$\mu\text{g/l}$	0.275 $\pm$ 0.0128	0.294 $\pm$ 0.121	0.033	107	0.58
Atrazine-desethyl-desisopropyl	$\mu\text{g/l}$	0.423 $\pm$ 0.0502	0.439 $\pm$ 0.202	0.131	104	0.12
Atrazine-desisopropyl	$\mu\text{g/l}$	0.242 $\pm$ 0.0176	0.233 $\pm$ 0.0629	0.0387	96.4	-0.23
Bentazone	$\mu\text{g/l}$	0.735 $\pm$ 0.0273	0.775 $\pm$ 0.109	0.11	105	0.36
Chloridazon-desphenyl	$\mu\text{g/l}$	0.245 $\pm$ 0.0118	0.279 $\pm$ 0.167	0.0269	114	1.27
Chlorothalonil-4-hydroxy	$\mu\text{g/l}$	- $\pm$ -	0.464 $\pm$ 0.0743	-	-	-
Chlorothalonil Metabolite R417888 (Chlorothalonil-ESA)	$\mu\text{g/l}$	0.423 $\pm$ 0.0247	0.479 $\pm$ 0.0862	0.0845	113	0.67
Chlorothalonil Metabolite R471811	$\mu\text{g/l}$	0.644 $\pm$ 0.0996	0.602 $\pm$ 0.229	0.167	93.5	-0.25
Chlorothalonil Metabolite R611965 (3-carbamyl-2,4,5-trichlorobenzoic acid)	$\mu\text{g/l}$	- $\pm$ -	0.307 $\pm$ 0.0522	-	-	-
Chlorothalonil Metabolite R611968	$\mu\text{g/l}$	- $\pm$ -	0.189 $\pm$ 0.0754	-	-	-

Parameter	Unit	Assigned $\pm$ U (k=2) value	Result $\pm$ U	Criterion	Recovery [%]	z-Score
Chlorothalonil Metabolite SYN507900	$\mu\text{g/l}$	- $\pm$ -	- $\pm$ -	-	-	-
Chlorothalonil Metabolite SYN548580	$\mu\text{g/l}$	- $\pm$ -	- $\pm$ -	-	-	-
Chlorothalonil Metabolite SYN548581	$\mu\text{g/l}$	- $\pm$ -	- $\pm$ -	-	-	-
Clopyralid	$\mu\text{g/l}$	0.503 $\pm$ 0.059	0.56 $\pm$ 0.0953	0.101	111	0.57
Cyanazine	$\mu\text{g/l}$	0.441 $\pm$ 0.0221	0.466 $\pm$ 0.0653	0.0618	106	0.40
Dicamba	$\mu\text{g/l}$	- $\pm$ -	0.606 $\pm$ 0.145	-	-	-
Dichlorprop	$\mu\text{g/l}$	0.295 $\pm$ 0.0109	0.335 $\pm$ 0.0536	0.0354	114	1.13
Dimethachlor ethane sulfonic acid (CGA 354742, Dimethachlor-ESA)	$\mu\text{g/l}$	0.112 $\pm$ 0.00608	0.132 $\pm$ 0.0238	0.0224	118	0.90
Dimethachlor Metabolite - CGA 369873	$\mu\text{g/l}$	0.308 $\pm$ 0.0189	0.3 $\pm$ 0.063	0.0617	97.3	-0.13
Dimethachlor Metabolite - CGA 373464 (acetic acid methyl ester)	$\mu\text{g/l}$	- $\pm$ -	0.183 $\pm$ 0.044	-	-	-
Dimethachlor Metabolite - CGA 373464 (free acid)	$\mu\text{g/l}$	- $\pm$ -	- $\pm$ -	-	-	-
Dimethachlor oxalamic acid (CGA 50266, Dimethachlor-OA)	$\mu\text{g/l}$	0.449 $\pm$ 0.0607	0.435 $\pm$ 0.0653	0.108	96.8	-0.13
Glufosinate	$\mu\text{g/l}$	- $\pm$ -	0.544 $\pm$ 0.201	-	-	-
Glufosinate metabolite MPPA	$\mu\text{g/l}$	- $\pm$ -	- $\pm$ -	-	-	-
Glyphosate	$\mu\text{g/l}$	0.854 $\pm$ 0.0484	0.822 $\pm$ 0.148	0.171	96.3	-0.19
Metazachlor	$\mu\text{g/l}$	0.153 $\pm$ 0.00654	0.168 $\pm$ 0.0184	0.0184	110	0.82
Metolachlor	$\mu\text{g/l}$	0.385 $\pm$ 0.00907	0.393 $\pm$ 0.0511	0.0578	102	0.13
Metribuzin	$\mu\text{g/l}$	0.374 $\pm$ 0.0099	0.39 $\pm$ 0.0702	0.0374	104	0.44
Nicosulfuron	$\mu\text{g/l}$	0.88 $\pm$ 0.0652	0.931 $\pm$ 0.13	0.22	106	0.23
Prometryn	$\mu\text{g/l}$	0.164 $\pm$ 0.00618	0.171 $\pm$ 0.0153	0.0213	105	0.35
Propazine	$\mu\text{g/l}$	0.108 $\pm$ 0.0054	0.118 $\pm$ 0.0118	0.014	109	0.72
s-Metolachlor Metabolite CGA 368208	$\mu\text{g/l}$	0.182 $\pm$ 0.00883	0.182 $\pm$ 0.0309	0.0182	100	0.02
s-Metolachlor Metabolite NOA 413173	$\mu\text{g/l}$	0.496 $\pm$ 0.0472	0.584 $\pm$ 0.193	0.0843	118	1.05

Summary of results Herbicides/pesticides - H003

Labcode: LC0003

Parameter	Unit	Assigned $\pm$ U (k=2) value	Result $\pm$ U	Criterion	Recovery [%]	z-Score
Sebuthylazine	$\mu\text{g/l}$	0.695 $\pm$ 0.0268	0.747 $\pm$ 0.112	0.0647	107	0.80
Simazine	$\mu\text{g/l}$	0.35 $\pm$ 0.0116	0.357 $\pm$ 0.0607	0.0385	102	0.17
Terbuthylazine	$\mu\text{g/l}$	0.266 $\pm$ 0.00731	0.275 $\pm$ 0.0385	0.0293	103	0.29
Terbuthylazine-desethyl	$\mu\text{g/l}$	0.546 $\pm$ 0.0206	0.573 $\pm$ 0.103	0.06	105	0.46
Terbuthylazine Metabolite CGA 324007 (LM5)	$\mu\text{g/l}$	- $\pm$ -	0.121 $\pm$ 0.0193	-	-	-
Terbuthylazine Metabolite SYN 545666 (LM6)	$\mu\text{g/l}$	0.318 $\pm$ 0.0221	0.306 $\pm$ 0.0458	0.0318	96.3	-0.37
Terbuthylazine Metabolite SYN 546009 (LM3)	$\mu\text{g/l}$	- $\pm$ -	- $\pm$ -	-	-	-
Terbutryn	$\mu\text{g/l}$	0.172 $\pm$ 0.00582	0.186 $\pm$ 0.0204	0.0172	108	0.82
Tritosulfuron	$\mu\text{g/l}$	- $\pm$ -	0.592 $\pm$ 0.16	-	-	-



## Sample: H003A

Parameter	Unit	Assigned $\pm$ U (k=2) value	Result $\pm$ U	Criterion	Recovery [%]	En-Score
2,4,5-Trichlorophenoxyacetic acid	$\mu\text{g/l}$	0.153 $\pm$ 0.0114	0.181 $\pm$ 0.0235	0.0275	118	0.58
2,4-D (2,4-Dichlorphenoxyaceticacid)	$\mu\text{g/l}$	0.734 $\pm$ 0.0275	0.797 $\pm$ 0.104	0.103	109	0.30
2,6-Dichlorobenzamide	$\mu\text{g/l}$	0.217 $\pm$ 0.00924	0.218 $\pm$ 0.0349	0.0325	101	0.02
Alachlor	$\mu\text{g/l}$	0.106 $\pm$ 0.00457	0.114 $\pm$ 0.024	0.0127	107	0.16
Alachlor-t-acid (Alachlor-OA)	$\mu\text{g/l}$	0.935 $\pm$ 0.057	1.01 $\pm$ 0.141	0.14	108	0.26
Alachlor-t-sulfonic acid (Alachlor-ESA)	$\mu\text{g/l}$	0.291 $\pm$ 0.0115	0.304 $\pm$ 0.0456	0.0378	104	0.14
AMPA	$\mu\text{g/l}$	1 $\pm$ 0.0378	0.96 $\pm$ 0.345	0.13	95.9	-0.06
Atrazine	$\mu\text{g/l}$	0.153 $\pm$ 0.00407	0.159 $\pm$ 0.0175	0.0168	104	0.18
Atrazine-desethyl	$\mu\text{g/l}$	0.594 $\pm$ 0.0215	0.632 $\pm$ 0.259	0.0712	106	0.07
Atrazine-desethyl-desisopropyl	$\mu\text{g/l}$	0.166 $\pm$ 0.0155	0.153 $\pm$ 0.074	0.0515	92.1	-0.09
Atrazine-desisopropyl	$\mu\text{g/l}$	0.245 $\pm$ 0.0211	0.237 $\pm$ 0.064	0.0441	96.7	-0.06
Bentazone	$\mu\text{g/l}$	0.166 $\pm$ 0.00606	0.167 $\pm$ 0.0234	0.0248	101	0.03
Chloridazon-desphenyl	$\mu\text{g/l}$	0.129 $\pm$ 0.00676	0.142 $\pm$ 0.0854	0.0142	110	0.08
Chlorothalonil-4-hydroxy	$\mu\text{g/l}$	- $\pm$ -	0.237 $\pm$ 0.038	-	-	-
Chlorothalonil Metabolite R417888 (Chlorothalonil-ESA)	$\mu\text{g/l}$	0.0798 $\pm$ 0.00395	0.0943 $\pm$ 0.017	0.016	118	0.42
Chlorothalonil Metabolite R471811	$\mu\text{g/l}$	0.187 $\pm$ 0.0395	0.222 $\pm$ 0.0845	0.0655	119	0.20
Chlorothalonil Metabolite R611965 (3-carbamyl-2,4,5-trichlorobenzoic acid)	$\mu\text{g/l}$	- $\pm$ -	0.143 $\pm$ 0.0242	-	-	-
Chlorothalonil Metabolite R611968	$\mu\text{g/l}$	- $\pm$ -	0.196 $\pm$ 0.0785	-	-	-
Chlorothalonil Metabolite SYN507900	$\mu\text{g/l}$	- $\pm$ -	- $\pm$ -	-	-	-
Chlorothalonil Metabolite SYN548580	$\mu\text{g/l}$	- $\pm$ -	- $\pm$ -	-	-	-
Chlorothalonil Metabolite SYN548581	$\mu\text{g/l}$	- $\pm$ -	- $\pm$ -	-	-	-
Clopyralid	$\mu\text{g/l}$	0.24 $\pm$ 0.0285	0.271 $\pm$ 0.0461	0.048	113	0.32
Cyanazine	$\mu\text{g/l}$	0.167 $\pm$ 0.00751	0.182 $\pm$ 0.0255	0.0234	109	0.29

Parameter	Unit	Assigned $\pm$ U (k=2) value	Result $\pm$ U	Criterion	Recovery [%]	En-Score
Dicamba	$\mu\text{g/l}$	- $\pm$ -	0.14 $\pm$ 0.0337	-	-	-
Dichlorprop	$\mu\text{g/l}$	0.553 $\pm$ 0.0349	0.626 $\pm$ 0.1	0.0664	113	0.36
Dimethachlor ethane sulfonic acid (CGA 354742, Dimethachlor-ESA)	$\mu\text{g/l}$	0.233 $\pm$ 0.0174	0.264 $\pm$ 0.0476	0.0465	113	0.32
Dimethachlor Metabolite - CGA 369873	$\mu\text{g/l}$	0.144 $\pm$ 0.00926	0.142 $\pm$ 0.0299	0.0288	98.7	-0.03
Dimethachlor Metabolite - CGA 373464 (acetic acid methyl ester)	$\mu\text{g/l}$	- $\pm$ -	0.2 $\pm$ 0.0481	-	-	-
Dimethachlor Metabolite - CGA 373464 (free acid)	$\mu\text{g/l}$	- $\pm$ -	- $\pm$ -	-	-	-
Dimethachlor oxalamic acid (CGA 50266, Dimethachlor-OA)	$\mu\text{g/l}$	0.43 $\pm$ 0.0555	0.419 $\pm$ 0.0628	0.099	97.3	-0.08
Glufosinate	$\mu\text{g/l}$	- $\pm$ -	0.197 $\pm$ 0.0731	-	-	-
Glufosinate metabolite MPPA	$\mu\text{g/l}$	- $\pm$ -	- $\pm$ -	-	-	-
Glyphosate	$\mu\text{g/l}$	0.411 $\pm$ 0.0171	0.423 $\pm$ 0.0762	0.0821	103	0.08
Metazachlor	$\mu\text{g/l}$	0.161 $\pm$ 0.00743	0.183 $\pm$ 0.0201	0.0193	114	0.53
Metolachlor	$\mu\text{g/l}$	0.176 $\pm$ 0.00384	0.182 $\pm$ 0.0236	0.0264	103	0.13
Metribuzin	$\mu\text{g/l}$	0.781 $\pm$ 0.0333	0.812 $\pm$ 0.146	0.0781	104	0.11
Nicosulfuron	$\mu\text{g/l}$	0.286 $\pm$ 0.0712	0.302 $\pm$ 0.0423	0.111	106	0.15
Prometryn	$\mu\text{g/l}$	0.429 $\pm$ 0.0169	0.449 $\pm$ 0.0404	0.0558	105	0.24
Propazine	$\mu\text{g/l}$	0.229 $\pm$ 0.00751	0.252 $\pm$ 0.0252	0.0297	110	0.46
s-Metolachlor Metabolite CGA 368208	$\mu\text{g/l}$	0.421 $\pm$ 0.0406	0.388 $\pm$ 0.0659	0.059	92.1	-0.24
s-Metolachlor Metabolite NOA 413173	$\mu\text{g/l}$	0.176 $\pm$ 0.0206	0.204 $\pm$ 0.0673	0.0353	116	0.20
Sebuthylazine	$\mu\text{g/l}$	- $\pm$ -	<0.025 (LOQ) $\pm$ -	-	-	-
Simazine	$\mu\text{g/l}$	0.174 $\pm$ 0.00425	0.177 $\pm$ 0.0301	0.0191	102	0.05
Terbuthylazine	$\mu\text{g/l}$	0.562 $\pm$ 0.0151	0.584 $\pm$ 0.0817	0.0618	104	0.13
Terbuthylazine-desethyl	$\mu\text{g/l}$	0.274 $\pm$ 0.00994	0.292 $\pm$ 0.0525	0.0301	107	0.17
Terbuthylazine Metabolite CGA 324007 (LM5)	$\mu\text{g/l}$	- $\pm$ -	0.202 $\pm$ 0.0324	-	-	-
Terbuthylazine Metabolite SYN 545666 (LM6)	$\mu\text{g/l}$	0.154 $\pm$ 0.0201	0.131 $\pm$ 0.0197	0.0369	85.2	-0.52

Parameter	Unit	Assigned $\pm$ U (k=2) value	Result $\pm$ U	Criterion	Recovery [%]	En-Score
Terbutylazine Metabolite SYN 546009 (LM3)	$\mu\text{g/l}$	- $\pm$ -	- $\pm$ -	-	-	-
Terbutryn	$\mu\text{g/l}$	0.426 $\pm$ 0.0169	0.457 $\pm$ 0.0502	0.0426	107	0.30
Tritosulfuron	$\mu\text{g/l}$	- $\pm$ -	0.219 $\pm$ 0.059	-	-	-

## Sample: H003B

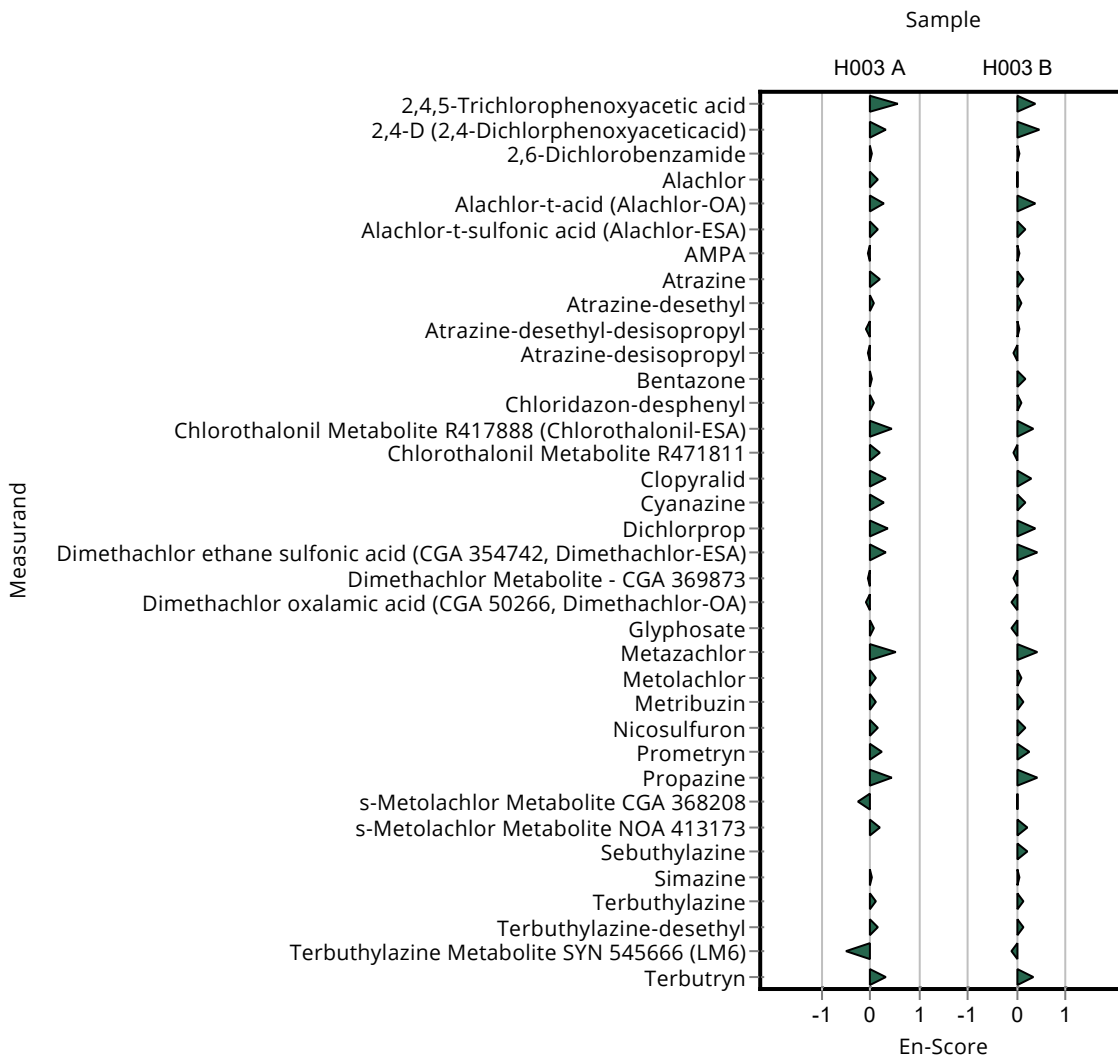
Parameter	Unit	Assigned $\pm$ U (k=2) value	Result $\pm$ U	Criterion	Recovery [%]	En-Score
2,4,5-Trichlorophenoxyacetic acid	$\mu\text{g/l}$	0.341 $\pm$ 0.0365	0.38 $\pm$ 0.0494	0.0615	111	0.37
2,4-D (2,4-Dichlorophenoxyacetic acid)	$\mu\text{g/l}$	0.348 $\pm$ 0.0129	0.397 $\pm$ 0.0516	0.0487	114	0.47
2,6-Dichlorobenzamide	$\mu\text{g/l}$	0.437 $\pm$ 0.017	0.441 $\pm$ 0.0706	0.0655	101	0.03
Alachlor	$\mu\text{g/l}$	0.487 $\pm$ 0.0145	0.488 $\pm$ 0.102	0.0585	100	0.00
Alachlor-t-acid (Alachlor-OA)	$\mu\text{g/l}$	0.185 $\pm$ 0.0171	0.209 $\pm$ 0.0292	0.0278	113	0.39
Alachlor-t-sulfonic acid (Alachlor-ESA)	$\mu\text{g/l}$	0.29 $\pm$ 0.0395	0.308 $\pm$ 0.0462	0.0608	106	0.18
AMPA	$\mu\text{g/l}$	0.562 $\pm$ 0.0415	0.586 $\pm$ 0.211	0.073	104	0.06
Atrazine	$\mu\text{g/l}$	0.658 $\pm$ 0.0171	0.677 $\pm$ 0.0745	0.0724	103	0.13
Atrazine-desethyl	$\mu\text{g/l}$	0.275 $\pm$ 0.0128	0.294 $\pm$ 0.121	0.033	107	0.08
Atrazine-desethyl-desisopropyl	$\mu\text{g/l}$	0.423 $\pm$ 0.0502	0.439 $\pm$ 0.202	0.131	104	0.04
Atrazine-desisopropyl	$\mu\text{g/l}$	0.242 $\pm$ 0.0176	0.233 $\pm$ 0.0629	0.0387	96.4	-0.07
Bentazone	$\mu\text{g/l}$	0.735 $\pm$ 0.0273	0.775 $\pm$ 0.109	0.11	105	0.18
Chloridazon-desphenyl	$\mu\text{g/l}$	0.245 $\pm$ 0.0118	0.279 $\pm$ 0.167	0.0269	114	0.10
Chlorothalonil-4-hydroxy	$\mu\text{g/l}$	- $\pm$ -	0.464 $\pm$ 0.0743	-	-	-
Chlorothalonil Metabolite R417888 (Chlorothalonil-ESA)	$\mu\text{g/l}$	0.423 $\pm$ 0.0247	0.479 $\pm$ 0.0862	0.0845	113	0.32
Chlorothalonil Metabolite R471811	$\mu\text{g/l}$	0.644 $\pm$ 0.0996	0.602 $\pm$ 0.229	0.167	93.5	-0.09
Chlorothalonil Metabolite R611965 (3-carbamyl-2,4,5-trichlorobenzoic acid)	$\mu\text{g/l}$	- $\pm$ -	0.307 $\pm$ 0.0522	-	-	-
Chlorothalonil Metabolite R611968	$\mu\text{g/l}$	- $\pm$ -	0.189 $\pm$ 0.0754	-	-	-

Parameter	Unit	Assigned $\pm$ U (k=2) value	Result $\pm$ U	Criterion	Recovery [%]	En-Score
Chlorothalonil Metabolite SYN507900	$\mu\text{g/l}$	- $\pm$ -	- $\pm$ -	-	-	-
Chlorothalonil Metabolite SYN548580	$\mu\text{g/l}$	- $\pm$ -	- $\pm$ -	-	-	-
Chlorothalonil Metabolite SYN548581	$\mu\text{g/l}$	- $\pm$ -	- $\pm$ -	-	-	-
Clopyralid	$\mu\text{g/l}$	0.503 $\pm$ 0.059	0.56 $\pm$ 0.0953	0.101	111	0.29
Cyanazine	$\mu\text{g/l}$	0.441 $\pm$ 0.0221	0.466 $\pm$ 0.0653	0.0618	106	0.19
Dicamba	$\mu\text{g/l}$	- $\pm$ -	0.606 $\pm$ 0.145	-	-	-
Dichlorprop	$\mu\text{g/l}$	0.295 $\pm$ 0.0109	0.335 $\pm$ 0.0536	0.0354	114	0.37
Dimethachlor ethane sulfonic acid (CGA 354742, Dimethachlor-ESA)	$\mu\text{g/l}$	0.112 $\pm$ 0.00608	0.132 $\pm$ 0.0238	0.0224	118	0.42
Dimethachlor Metabolite - CGA 369873	$\mu\text{g/l}$	0.308 $\pm$ 0.0189	0.3 $\pm$ 0.063	0.0617	97.3	-0.07
Dimethachlor Metabolite - CGA 373464 (acetic acid methyl ester)	$\mu\text{g/l}$	- $\pm$ -	0.183 $\pm$ 0.044	-	-	-
Dimethachlor Metabolite - CGA 373464 (free acid)	$\mu\text{g/l}$	- $\pm$ -	- $\pm$ -	-	-	-
Dimethachlor oxalamic acid (CGA 50266, Dimethachlor-OA)	$\mu\text{g/l}$	0.449 $\pm$ 0.0607	0.435 $\pm$ 0.0653	0.108	96.8	-0.10
Glufosinate	$\mu\text{g/l}$	- $\pm$ -	0.544 $\pm$ 0.201	-	-	-
Glufosinate metabolite MPPA	$\mu\text{g/l}$	- $\pm$ -	- $\pm$ -	-	-	-
Glyphosate	$\mu\text{g/l}$	0.854 $\pm$ 0.0484	0.822 $\pm$ 0.148	0.171	96.3	-0.11
Metazachlor	$\mu\text{g/l}$	0.153 $\pm$ 0.00654	0.168 $\pm$ 0.0184	0.0184	110	0.40
Metolachlor	$\mu\text{g/l}$	0.385 $\pm$ 0.00907	0.393 $\pm$ 0.0511	0.0578	102	0.07
Metribuzin	$\mu\text{g/l}$	0.374 $\pm$ 0.0099	0.39 $\pm$ 0.0702	0.0374	104	0.12
Nicosulfuron	$\mu\text{g/l}$	0.88 $\pm$ 0.0652	0.931 $\pm$ 0.13	0.22	106	0.19
Prometryn	$\mu\text{g/l}$	0.164 $\pm$ 0.00618	0.171 $\pm$ 0.0153	0.0213	105	0.24
Propazine	$\mu\text{g/l}$	0.108 $\pm$ 0.0054	0.118 $\pm$ 0.0118	0.014	109	0.42
s-Metolachlor Metabolite CGA 368208	$\mu\text{g/l}$	0.182 $\pm$ 0.00883	0.182 $\pm$ 0.0309	0.0182	100	0.01
s-Metolachlor Metabolite NOA 413173	$\mu\text{g/l}$	0.496 $\pm$ 0.0472	0.584 $\pm$ 0.193	0.0843	118	0.23

Summary of results Herbicides/pesticides - H003 - En-Score

Labcode: LC0003

Parameter	Unit	Assigned $\pm$ U (k=2) value	Result $\pm$ U	Criterion	Recovery [%]	En-Score
Sebuthylazine	$\mu\text{g/l}$	0.695 $\pm$ 0.0268	0.747 $\pm$ 0.112	0.0647	107	0.23
Simazine	$\mu\text{g/l}$	0.35 $\pm$ 0.0116	0.357 $\pm$ 0.0607	0.0385	102	0.05
Terbuthylazine	$\mu\text{g/l}$	0.266 $\pm$ 0.00731	0.275 $\pm$ 0.0385	0.0293	103	0.11
Terbuthylazine-desethyl	$\mu\text{g/l}$	0.546 $\pm$ 0.0206	0.573 $\pm$ 0.103	0.06	105	0.13
Terbuthylazine Metabolite CGA 324007 (LM5)	$\mu\text{g/l}$	- $\pm$ -	0.121 $\pm$ 0.0193	-	-	-
Terbuthylazine Metabolite SYN 545666 (LM6)	$\mu\text{g/l}$	0.318 $\pm$ 0.0221	0.306 $\pm$ 0.0458	0.0318	96.3	-0.13
Terbuthylazine Metabolite SYN 546009 (LM3)	$\mu\text{g/l}$	- $\pm$ -	- $\pm$ -	-	-	-
Terbutryn	$\mu\text{g/l}$	0.172 $\pm$ 0.00582	0.186 $\pm$ 0.0204	0.0172	108	0.34
Tritosulfuron	$\mu\text{g/l}$	- $\pm$ -	0.592 $\pm$ 0.16	-	-	-



## Sample: H003A

Parameter	Unit	Assigned $\pm$ U (k=2) value	Result $\pm$ U	Criterion	Recovery [%]	z-Score
2,4,5-Trichlorophenoxyacetic acid	$\mu\text{g/l}$	0.153 $\pm$ 0.0114	0.154 $\pm$ 0.031	0.0275	101	0.04
2,4-D (2,4-Dichlorophenoxyacetic acid)	$\mu\text{g/l}$	0.734 $\pm$ 0.0275	0.73 $\pm$ 0.146	0.103	99.4	-0.04
2,6-Dichlorobenzamide	$\mu\text{g/l}$	0.217 $\pm$ 0.00924	0.225 $\pm$ 0.045	0.0325	104	0.26
Alachlor	$\mu\text{g/l}$	0.106 $\pm$ 0.00457	0.096 $\pm$ 0.019	0.0127	90.5	-0.79
Alachlor-t-acid (Alachlor-OA)	$\mu\text{g/l}$	0.935 $\pm$ 0.057	0.223 $\pm$ 0.045	0.14	23.9	-5.08
Alachlor-t-sulfonic acid (Alachlor-ESA)	$\mu\text{g/l}$	0.291 $\pm$ 0.0115	0.877 $\pm$ 0.175	0.0378	301	15.48
AMPA	$\mu\text{g/l}$	1 $\pm$ 0.0378	0.74 $\pm$ 0.148	0.13	73.9	-2.01
Atrazine	$\mu\text{g/l}$	0.153 $\pm$ 0.00407	0.156 $\pm$ 0.031	0.0168	102	0.20
Atrazine-desethyl	$\mu\text{g/l}$	0.594 $\pm$ 0.0215	0.617 $\pm$ 0.123	0.0712	104	0.33
Atrazine-desethyl-desisopropyl	$\mu\text{g/l}$	0.166 $\pm$ 0.0155	- $\pm$ -	0.0515	-	-
Atrazine-desisopropyl	$\mu\text{g/l}$	0.245 $\pm$ 0.0211	0.265 $\pm$ 0.053	0.0441	108	0.45
Bentazone	$\mu\text{g/l}$	0.166 $\pm$ 0.00606	0.175 $\pm$ 0.035	0.0248	106	0.38
Chloridazon-desphenyl	$\mu\text{g/l}$	0.129 $\pm$ 0.00676	0.124 $\pm$ 0.025	0.0142	96.1	-0.35
Chlorothalonil-4-hydroxy	$\mu\text{g/l}$	- $\pm$ -	- $\pm$ -	-	-	-
Chlorothalonil Metabolite R417888 (Chlorothalonil-ESA)	$\mu\text{g/l}$	0.0798 $\pm$ 0.00395	0.074 $\pm$ 0.0148	0.016	92.8	-0.36
Chlorothalonil Metabolite R471811	$\mu\text{g/l}$	0.187 $\pm$ 0.0395	0.185 $\pm$ 0.037	0.0655	98.9	-0.03
Chlorothalonil Metabolite R611965 (3-carbamyl-2,4,5-trichlorobenzoic acid)	$\mu\text{g/l}$	- $\pm$ -	- $\pm$ -	-	-	-
Chlorothalonil Metabolite R611968	$\mu\text{g/l}$	- $\pm$ -	- $\pm$ -	-	-	-
Chlorothalonil Metabolite SYN507900	$\mu\text{g/l}$	- $\pm$ -	- $\pm$ -	-	-	-
Chlorothalonil Metabolite SYN548580	$\mu\text{g/l}$	- $\pm$ -	- $\pm$ -	-	-	-
Chlorothalonil Metabolite SYN548581	$\mu\text{g/l}$	- $\pm$ -	- $\pm$ -	-	-	-
Clopyralid	$\mu\text{g/l}$	0.24 $\pm$ 0.0285	0.209 $\pm$ 0.042	0.048	87.1	-0.65
Cyanazine	$\mu\text{g/l}$	0.167 $\pm$ 0.00751	0.186 $\pm$ 0.0372	0.0234	111	0.82

Parameter	Unit	Assigned $\pm$ U (k=2) value	Result $\pm$ U	Criterion	Recovery [%]	z-Score
Dicamba	$\mu\text{g/l}$	- $\pm$ -	- $\pm$ -	-	-	-
Dichlorprop	$\mu\text{g/l}$	0.553 $\pm$ 0.0349	0.565 $\pm$ 0.113	0.0664	102	0.17
Dimethachlor ethane sulfonic acid (CGA 354742, Dimethachlor-ESA)	$\mu\text{g/l}$	0.233 $\pm$ 0.0174	- $\pm$ -	0.0465	-	-
Dimethachlor Metabolite - CGA 369873	$\mu\text{g/l}$	0.144 $\pm$ 0.00926	- $\pm$ -	0.0288	-	-
Dimethachlor Metabolite - CGA 373464 (acetic acid methyl ester)	$\mu\text{g/l}$	- $\pm$ -	- $\pm$ -	-	-	-
Dimethachlor Metabolite - CGA 373464 (free acid)	$\mu\text{g/l}$	- $\pm$ -	- $\pm$ -	-	-	-
Dimethachlor oxalamic acid (CGA 50266, Dimethachlor-OA)	$\mu\text{g/l}$	0.43 $\pm$ 0.0555	- $\pm$ -	0.099	-	-
Glufosinate	$\mu\text{g/l}$	- $\pm$ -	- $\pm$ -	-	-	-
Glufosinate metabolite MPPA	$\mu\text{g/l}$	- $\pm$ -	- $\pm$ -	-	-	-
Glyphosate	$\mu\text{g/l}$	0.411 $\pm$ 0.0171	0.398 $\pm$ 0.08	0.0821	97	-0.15
Metazachlor	$\mu\text{g/l}$	0.161 $\pm$ 0.00743	0.159 $\pm$ 0.032	0.0193	98.6	-0.11
Metolachlor	$\mu\text{g/l}$	0.176 $\pm$ 0.00384	0.183 $\pm$ 0.037	0.0264	104	0.26
Metribuzin	$\mu\text{g/l}$	0.781 $\pm$ 0.0333	0.851 $\pm$ 0.17	0.0781	109	0.90
Nicosulfuron	$\mu\text{g/l}$	0.286 $\pm$ 0.0712	0.211 $\pm$ 0.042	0.111	73.9	-0.67
Prometryn	$\mu\text{g/l}$	0.429 $\pm$ 0.0169	0.457 $\pm$ 0.091	0.0558	106	0.50
Propazine	$\mu\text{g/l}$	0.229 $\pm$ 0.00751	0.234 $\pm$ 0.046	0.0297	102	0.18
s-Metolachlor Metabolite CGA 368208	$\mu\text{g/l}$	0.421 $\pm$ 0.0406	- $\pm$ -	0.059	-	-
s-Metolachlor Metabolite NOA 413173	$\mu\text{g/l}$	0.176 $\pm$ 0.0206	- $\pm$ -	0.0353	-	-
Sebuthylazine	$\mu\text{g/l}$	- $\pm$ -	<0.01 (LOQ) $\pm$ -	-	-	-
Simazine	$\mu\text{g/l}$	0.174 $\pm$ 0.00425	0.167 $\pm$ 0.033	0.0191	95.9	-0.37
Terbuthylazine	$\mu\text{g/l}$	0.562 $\pm$ 0.0151	0.598 $\pm$ 0.119	0.0618	106	0.58
Terbuthylazine-desethyl	$\mu\text{g/l}$	0.274 $\pm$ 0.00994	0.316 $\pm$ 0.063	0.0301	115	1.40
Terbuthylazine Metabolite CGA 324007 (LM5)	$\mu\text{g/l}$	- $\pm$ -	- $\pm$ -	-	-	-
Terbuthylazine Metabolite SYN 545666 (LM6)	$\mu\text{g/l}$	0.154 $\pm$ 0.0201	- $\pm$ -	0.0369	-	-

Parameter	Unit	Assigned $\pm$ U (k=2) value	Result $\pm$ U	Criterion	Recovery [%]	z-Score
Terbutylazine Metabolite SYN 546009 (LM3)	$\mu\text{g/l}$	- $\pm$ -	- $\pm$ -	-	-	-
Terbutryn	$\mu\text{g/l}$	0.426 $\pm$ 0.0169	0.459 $\pm$ 0.092	0.0426	108	0.77
Tritosulfuron	$\mu\text{g/l}$	- $\pm$ -	1.164 $\pm$ 0.233	-	-	-

## Sample: H003B

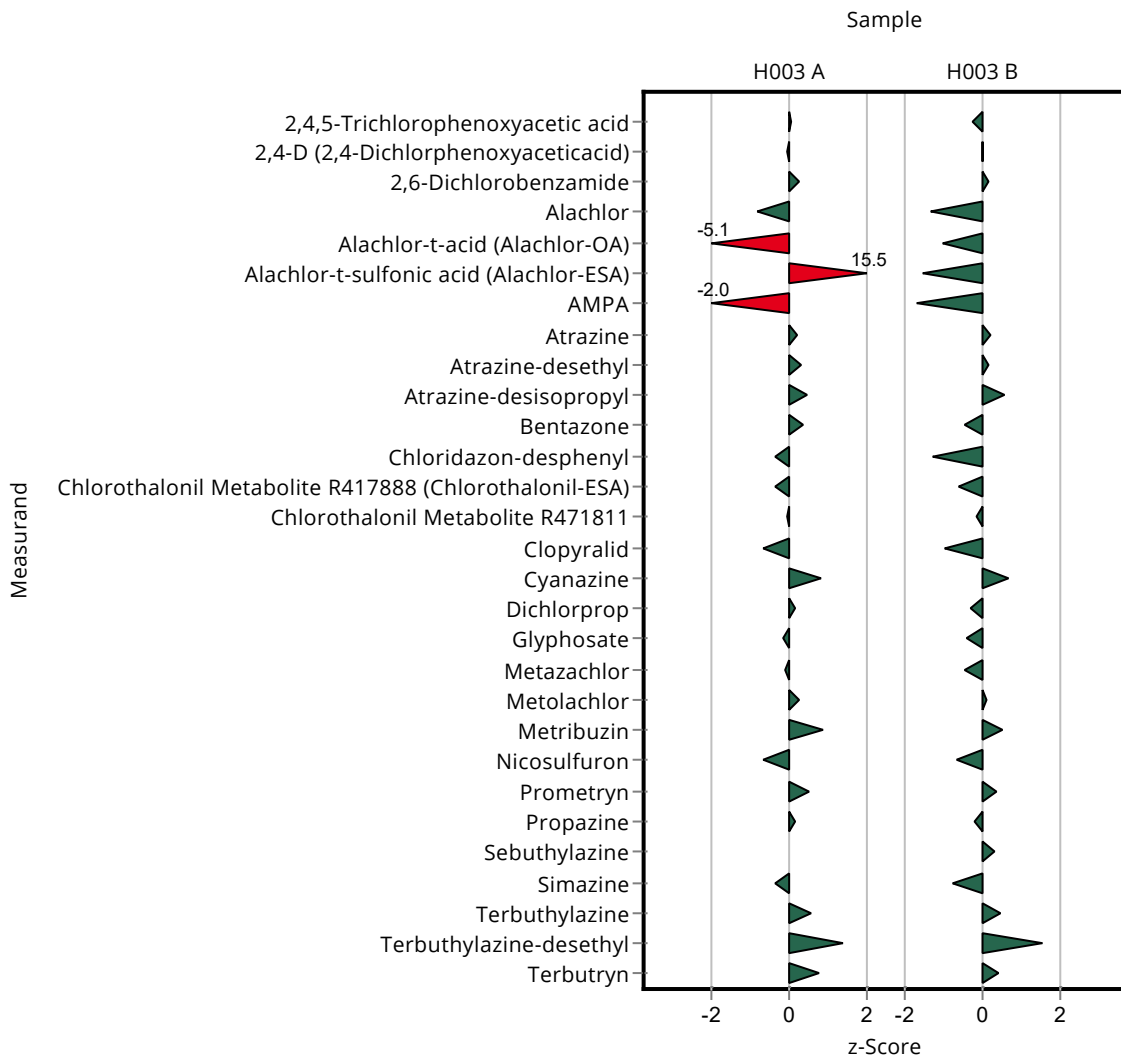
Parameter	Unit	Assigned $\pm$ U (k=2) value	Result $\pm$ U	Criterion	Recovery [%]	z-Score
2,4,5-Trichlorophenoxyacetic acid	$\mu\text{g/l}$	0.341 $\pm$ 0.0365	0.326 $\pm$ 0.065	0.0615	95.5	-0.25
2,4-D (2,4-Dichlorophenoxyacetic acid)	$\mu\text{g/l}$	0.348 $\pm$ 0.0129	0.349 $\pm$ 0.07	0.0487	100	0.02
2,6-Dichlorobenzamide	$\mu\text{g/l}$	0.437 $\pm$ 0.017	0.446 $\pm$ 0.089	0.0655	102	0.14
Alachlor	$\mu\text{g/l}$	0.487 $\pm$ 0.0145	0.41 $\pm$ 0.082	0.0585	84.2	-1.32
Alachlor-t-acid (Alachlor-OA)	$\mu\text{g/l}$	0.185 $\pm$ 0.0171	0.156 $\pm$ 0.031	0.0278	84.2	-1.05
Alachlor-t-sulfonic acid (Alachlor-ESA)	$\mu\text{g/l}$	0.29 $\pm$ 0.0395	0.196 $\pm$ 0.039	0.0608	67.7	-1.54
AMPA	$\mu\text{g/l}$	0.562 $\pm$ 0.0415	0.438 $\pm$ 0.088	0.073	78	-1.69
Atrazine	$\mu\text{g/l}$	0.658 $\pm$ 0.0171	0.672 $\pm$ 0.134	0.0724	102	0.20
Atrazine-desethyl	$\mu\text{g/l}$	0.275 $\pm$ 0.0128	0.279 $\pm$ 0.056	0.033	101	0.12
Atrazine-desethyl-desisopropyl	$\mu\text{g/l}$	0.423 $\pm$ 0.0502	- $\pm$ -	0.131	-	-
Atrazine-desisopropyl	$\mu\text{g/l}$	0.242 $\pm$ 0.0176	0.264 $\pm$ 0.053	0.0387	109	0.58
Bentazone	$\mu\text{g/l}$	0.735 $\pm$ 0.0273	0.685 $\pm$ 0.137	0.11	93.2	-0.45
Chloridazon-desphenyl	$\mu\text{g/l}$	0.245 $\pm$ 0.0118	0.21 $\pm$ 0.042	0.0269	85.8	-1.29
Chlorothalonil-4-hydroxy	$\mu\text{g/l}$	- $\pm$ -	- $\pm$ -	-	-	-
Chlorothalonil Metabolite R417888 (Chlorothalonil-ESA)	$\mu\text{g/l}$	0.423 $\pm$ 0.0247	0.372 $\pm$ 0.074	0.0845	88	-0.60
Chlorothalonil Metabolite R471811	$\mu\text{g/l}$	0.644 $\pm$ 0.0996	0.62 $\pm$ 0.124	0.167	96.2	-0.14
Chlorothalonil Metabolite R611965 (3-carbamyl-2,4,5-trichlorobenzoic acid)	$\mu\text{g/l}$	- $\pm$ -	- $\pm$ -	-	-	-
Chlorothalonil Metabolite R611968	$\mu\text{g/l}$	- $\pm$ -	- $\pm$ -	-	-	-

Parameter	Unit	Assigned $\pm$ U (k=2) value	Result $\pm$ U	Criterion	Recovery [%]	z-Score
Chlorothalonil Metabolite SYN507900	$\mu\text{g/l}$	- $\pm$ -	- $\pm$ -	-	-	-
Chlorothalonil Metabolite SYN548580	$\mu\text{g/l}$	- $\pm$ -	- $\pm$ -	-	-	-
Chlorothalonil Metabolite SYN548581	$\mu\text{g/l}$	- $\pm$ -	- $\pm$ -	-	-	-
Clopyralid	$\mu\text{g/l}$	0.503 $\pm$ 0.059	0.405 $\pm$ 0.081	0.101	80.6	-0.97
Cyanazine	$\mu\text{g/l}$	0.441 $\pm$ 0.0221	0.483 $\pm$ 0.097	0.0618	109	0.68
Dicamba	$\mu\text{g/l}$	- $\pm$ -	- $\pm$ -	-	-	-
Dichlorprop	$\mu\text{g/l}$	0.295 $\pm$ 0.0109	0.284 $\pm$ 0.057	0.0354	96.3	-0.31
Dimethachlor ethane sulfonic acid (CGA 354742, Dimethachlor-ESA)	$\mu\text{g/l}$	0.112 $\pm$ 0.00608	- $\pm$ -	0.0224	-	-
Dimethachlor Metabolite - CGA 369873	$\mu\text{g/l}$	0.308 $\pm$ 0.0189	- $\pm$ -	0.0617	-	-
Dimethachlor Metabolite - CGA 373464 (acetic acid methyl ester)	$\mu\text{g/l}$	- $\pm$ -	- $\pm$ -	-	-	-
Dimethachlor Metabolite - CGA 373464 (free acid)	$\mu\text{g/l}$	- $\pm$ -	- $\pm$ -	-	-	-
Dimethachlor oxalamic acid (CGA 50266, Dimethachlor-OA)	$\mu\text{g/l}$	0.449 $\pm$ 0.0607	- $\pm$ -	0.108	-	-
Glufosinate	$\mu\text{g/l}$	- $\pm$ -	- $\pm$ -	-	-	-
Glufosinate metabolite MPPA	$\mu\text{g/l}$	- $\pm$ -	- $\pm$ -	-	-	-
Glyphosate	$\mu\text{g/l}$	0.854 $\pm$ 0.0484	0.786 $\pm$ 0.157	0.171	92.1	-0.40
Metazachlor	$\mu\text{g/l}$	0.153 $\pm$ 0.00654	0.144 $\pm$ 0.029	0.0184	94.2	-0.49
Metolachlor	$\mu\text{g/l}$	0.385 $\pm$ 0.00907	0.39 $\pm$ 0.078	0.0578	101	0.08
Metribuzin	$\mu\text{g/l}$	0.374 $\pm$ 0.0099	0.392 $\pm$ 0.078	0.0374	105	0.49
Nicosulfuron	$\mu\text{g/l}$	0.88 $\pm$ 0.0652	0.728 $\pm$ 0.146	0.22	82.7	-0.69
Prometryn	$\mu\text{g/l}$	0.164 $\pm$ 0.00618	0.171 $\pm$ 0.034	0.0213	105	0.35
Propazine	$\mu\text{g/l}$	0.108 $\pm$ 0.0054	0.105 $\pm$ 0.021	0.014	97.3	-0.21
s-Metolachlor Metabolite CGA 368208	$\mu\text{g/l}$	0.182 $\pm$ 0.00883	- $\pm$ -	0.0182	-	-
s-Metolachlor Metabolite NOA 413173	$\mu\text{g/l}$	0.496 $\pm$ 0.0472	- $\pm$ -	0.0843	-	-

Summary of results Herbicides/pesticides - H003

Labcode: LC0004

Parameter	Unit	Assigned $\pm$ U (k=2) value	Result $\pm$ U	Criterion	Recovery [%]	z-Score
Sebuthylazine	$\mu\text{g/l}$	0.695 $\pm$ 0.0268	0.716 $\pm$ 0.143	0.0647	103	0.32
Simazine	$\mu\text{g/l}$	0.35 $\pm$ 0.0116	0.32 $\pm$ 0.064	0.0385	91.3	-0.79
Terbuthylazine	$\mu\text{g/l}$	0.266 $\pm$ 0.00731	0.28 $\pm$ 0.056	0.0293	105	0.46
Terbuthylazine-desethyl	$\mu\text{g/l}$	0.546 $\pm$ 0.0206	0.638 $\pm$ 0.128	0.06	117	1.54
Terbuthylazine Metabolite CGA 324007 (LM5)	$\mu\text{g/l}$	- $\pm$ -	- $\pm$ -	-	-	-
Terbuthylazine Metabolite SYN 545666 (LM6)	$\mu\text{g/l}$	0.318 $\pm$ 0.0221	- $\pm$ -	0.0318	-	-
Terbuthylazine Metabolite SYN 546009 (LM3)	$\mu\text{g/l}$	- $\pm$ -	- $\pm$ -	-	-	-
Terbutryn	$\mu\text{g/l}$	0.172 $\pm$ 0.00582	0.179 $\pm$ 0.036	0.0172	104	0.41
Tritosulfuron	$\mu\text{g/l}$	- $\pm$ -	3.107 $\pm$ 0.621	-	-	-



## Sample: H003A

Parameter	Unit	Assigned $\pm$ U (k=2) value	Result $\pm$ U	Criterion	Recovery [%]	En-Score
2,4,5-Trichlorophenoxyacetic acid	$\mu\text{g/l}$	0.153 $\pm$ 0.0114	0.154 $\pm$ 0.031	0.0275	101	0.02
2,4-D (2,4-Dichlorphenoxyaceticacid)	$\mu\text{g/l}$	0.734 $\pm$ 0.0275	0.73 $\pm$ 0.146	0.103	99.4	-0.01
2,6-Dichlorobenzamide	$\mu\text{g/l}$	0.217 $\pm$ 0.00924	0.225 $\pm$ 0.045	0.0325	104	0.09
Alachlor	$\mu\text{g/l}$	0.106 $\pm$ 0.00457	0.096 $\pm$ 0.019	0.0127	90.5	-0.26
Alachlor-t-acid (Alachlor-OA)	$\mu\text{g/l}$	0.935 $\pm$ 0.057	0.223 $\pm$ 0.045	0.14	23.9	-6.68
Alachlor-t-sulfonic acid (Alachlor-ESA)	$\mu\text{g/l}$	0.291 $\pm$ 0.0115	0.877 $\pm$ 0.175	0.0378	301	1.67
AMPA	$\mu\text{g/l}$	1 $\pm$ 0.0378	0.74 $\pm$ 0.148	0.13	73.9	-0.88
Atrazine	$\mu\text{g/l}$	0.153 $\pm$ 0.00407	0.156 $\pm$ 0.031	0.0168	102	0.05
Atrazine-desethyl	$\mu\text{g/l}$	0.594 $\pm$ 0.0215	0.617 $\pm$ 0.123	0.0712	104	0.09
Atrazine-desethyl-desisopropyl	$\mu\text{g/l}$	0.166 $\pm$ 0.0155	- $\pm$ -	0.0515	-	-
Atrazine-desisopropyl	$\mu\text{g/l}$	0.245 $\pm$ 0.0211	0.265 $\pm$ 0.053	0.0441	108	0.18
Bentazone	$\mu\text{g/l}$	0.166 $\pm$ 0.00606	0.175 $\pm$ 0.035	0.0248	106	0.13
Chloridazon-desphenyl	$\mu\text{g/l}$	0.129 $\pm$ 0.00676	0.124 $\pm$ 0.025	0.0142	96.1	-0.10
Chlorothalonil-4-hydroxy	$\mu\text{g/l}$	- $\pm$ -	- $\pm$ -	-	-	-
Chlorothalonil Metabolite R417888 (Chlorothalonil-ESA)	$\mu\text{g/l}$	0.0798 $\pm$ 0.00395	0.074 $\pm$ 0.0148	0.016	92.8	-0.19
Chlorothalonil Metabolite R471811	$\mu\text{g/l}$	0.187 $\pm$ 0.0395	0.185 $\pm$ 0.037	0.0655	98.9	-0.02
Chlorothalonil Metabolite R611965 (3-carbamyl-2,4,5-trichlorobenzoic acid)	$\mu\text{g/l}$	- $\pm$ -	- $\pm$ -	-	-	-
Chlorothalonil Metabolite R611968	$\mu\text{g/l}$	- $\pm$ -	- $\pm$ -	-	-	-
Chlorothalonil Metabolite SYN507900	$\mu\text{g/l}$	- $\pm$ -	- $\pm$ -	-	-	-
Chlorothalonil Metabolite SYN548580	$\mu\text{g/l}$	- $\pm$ -	- $\pm$ -	-	-	-
Chlorothalonil Metabolite SYN548581	$\mu\text{g/l}$	- $\pm$ -	- $\pm$ -	-	-	-
Clopyralid	$\mu\text{g/l}$	0.24 $\pm$ 0.0285	0.209 $\pm$ 0.042	0.048	87.1	-0.35
Cyanazine	$\mu\text{g/l}$	0.167 $\pm$ 0.00751	0.186 $\pm$ 0.0372	0.0234	111	0.26

Parameter	Unit	Assigned $\pm$ U (k=2) value	Result $\pm$ U	Criterion	Recovery [%]	En-Score
Dicamba	$\mu\text{g/l}$	- $\pm$ -	- $\pm$ -	-	-	-
Dichlorprop	$\mu\text{g/l}$	0.553 $\pm$ 0.0349	0.565 $\pm$ 0.113	0.0664	102	0.05
Dimethachlor ethane sulfonic acid (CGA 354742, Dimethachlor-ESA)	$\mu\text{g/l}$	0.233 $\pm$ 0.0174	- $\pm$ -	0.0465	-	-
Dimethachlor Metabolite - CGA 369873	$\mu\text{g/l}$	0.144 $\pm$ 0.00926	- $\pm$ -	0.0288	-	-
Dimethachlor Metabolite - CGA 373464 (acetic acid methyl ester)	$\mu\text{g/l}$	- $\pm$ -	- $\pm$ -	-	-	-
Dimethachlor Metabolite - CGA 373464 (free acid)	$\mu\text{g/l}$	- $\pm$ -	- $\pm$ -	-	-	-
Dimethachlor oxalamic acid (CGA 50266, Dimethachlor-OA)	$\mu\text{g/l}$	0.43 $\pm$ 0.0555	- $\pm$ -	0.099	-	-
Glufosinate	$\mu\text{g/l}$	- $\pm$ -	- $\pm$ -	-	-	-
Glufosinate metabolite MPPA	$\mu\text{g/l}$	- $\pm$ -	- $\pm$ -	-	-	-
Glyphosate	$\mu\text{g/l}$	0.411 $\pm$ 0.0171	0.398 $\pm$ 0.08	0.0821	97	-0.08
Metazachlor	$\mu\text{g/l}$	0.161 $\pm$ 0.00743	0.159 $\pm$ 0.032	0.0193	98.6	-0.03
Metolachlor	$\mu\text{g/l}$	0.176 $\pm$ 0.00384	0.183 $\pm$ 0.037	0.0264	104	0.09
Metribuzin	$\mu\text{g/l}$	0.781 $\pm$ 0.0333	0.851 $\pm$ 0.17	0.0781	109	0.21
Nicosulfuron	$\mu\text{g/l}$	0.286 $\pm$ 0.0712	0.211 $\pm$ 0.042	0.111	73.9	-0.68
Prometryn	$\mu\text{g/l}$	0.429 $\pm$ 0.0169	0.457 $\pm$ 0.091	0.0558	106	0.15
Propazine	$\mu\text{g/l}$	0.229 $\pm$ 0.00751	0.234 $\pm$ 0.046	0.0297	102	0.06
s-Metolachlor Metabolite CGA 368208	$\mu\text{g/l}$	0.421 $\pm$ 0.0406	- $\pm$ -	0.059	-	-
s-Metolachlor Metabolite NOA 413173	$\mu\text{g/l}$	0.176 $\pm$ 0.0206	- $\pm$ -	0.0353	-	-
Sebuthylazine	$\mu\text{g/l}$	- $\pm$ -	<0.01 (LOQ) $\pm$ -	-	-	-
Simazine	$\mu\text{g/l}$	0.174 $\pm$ 0.00425	0.167 $\pm$ 0.033	0.0191	95.9	-0.11
Terbuthylazine	$\mu\text{g/l}$	0.562 $\pm$ 0.0151	0.598 $\pm$ 0.119	0.0618	106	0.15
Terbuthylazine-desethyl	$\mu\text{g/l}$	0.274 $\pm$ 0.00994	0.316 $\pm$ 0.063	0.0301	115	0.33
Terbuthylazine Metabolite CGA 324007 (LM5)	$\mu\text{g/l}$	- $\pm$ -	- $\pm$ -	-	-	-
Terbuthylazine Metabolite SYN 545666 (LM6)	$\mu\text{g/l}$	0.154 $\pm$ 0.0201	- $\pm$ -	0.0369	-	-

Parameter	Unit	Assigned $\pm$ U (k=2) value	Result $\pm$ U	Criterion	Recovery [%]	En-Score
Terbutylazine Metabolite SYN 546009 (LM3)	$\mu\text{g/l}$	- $\pm$ -	- $\pm$ -	-	-	-
Terbutryn	$\mu\text{g/l}$	0.426 $\pm$ 0.0169	0.459 $\pm$ 0.092	0.0426	108	0.18
Tritosulfuron	$\mu\text{g/l}$	- $\pm$ -	1.164 $\pm$ 0.233	-	-	-

## Sample: H003B

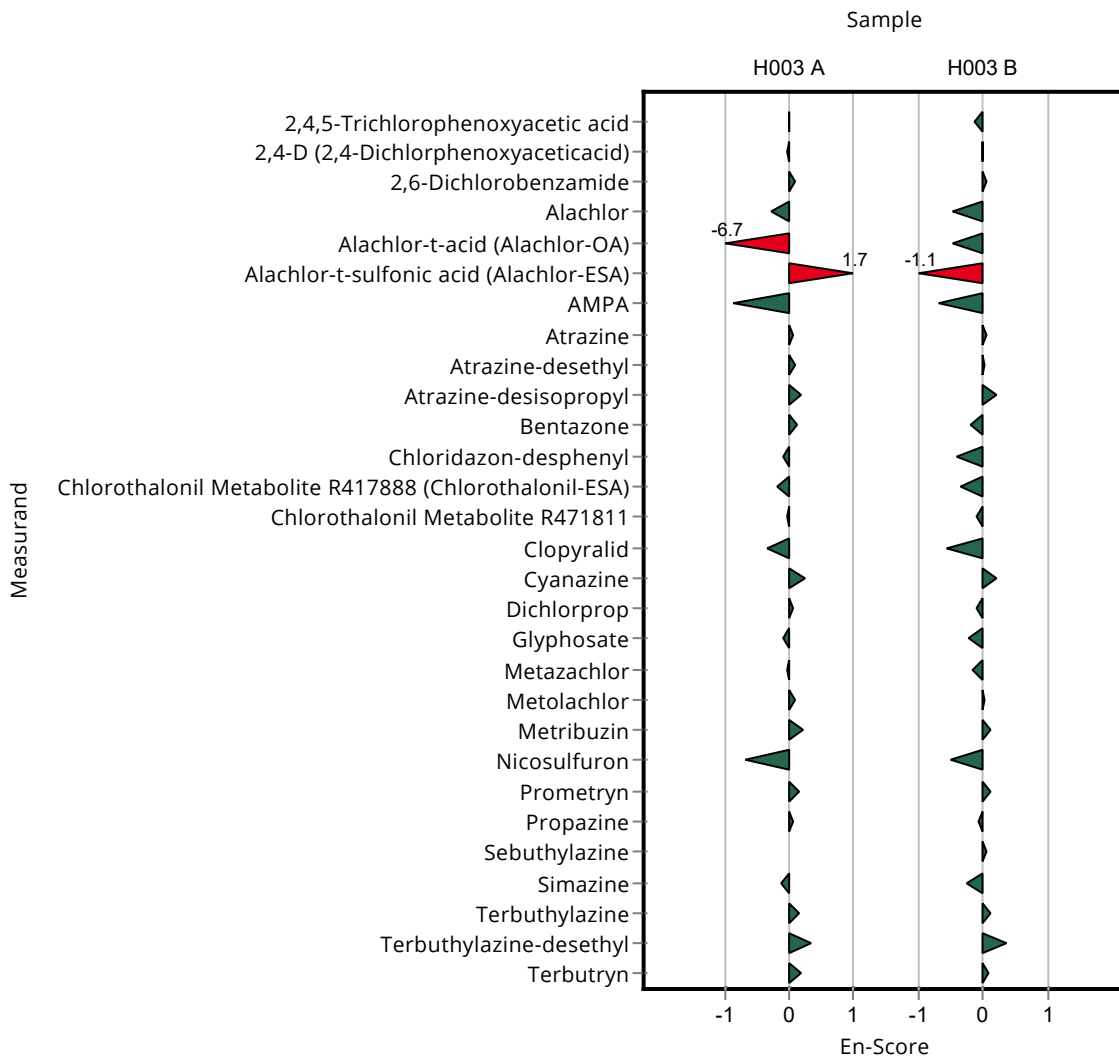
Parameter	Unit	Assigned $\pm$ U (k=2) value	Result $\pm$ U	Criterion	Recovery [%]	En-Score
2,4,5-Trichlorophenoxyacetic acid	$\mu\text{g/l}$	0.341 $\pm$ 0.0365	0.326 $\pm$ 0.065	0.0615	95.5	-0.11
2,4-D (2,4-Dichlorophenoxyacetic acid)	$\mu\text{g/l}$	0.348 $\pm$ 0.0129	0.349 $\pm$ 0.07	0.0487	100	0.01
2,6-Dichlorobenzamide	$\mu\text{g/l}$	0.437 $\pm$ 0.017	0.446 $\pm$ 0.089	0.0655	102	0.05
Alachlor	$\mu\text{g/l}$	0.487 $\pm$ 0.0145	0.41 $\pm$ 0.082	0.0585	84.2	-0.47
Alachlor-t-acid (Alachlor-OA)	$\mu\text{g/l}$	0.185 $\pm$ 0.0171	0.156 $\pm$ 0.031	0.0278	84.2	-0.46
Alachlor-t-sulfonic acid (Alachlor-ESA)	$\mu\text{g/l}$	0.29 $\pm$ 0.0395	0.196 $\pm$ 0.039	0.0608	67.7	-1.07
AMPA	$\mu\text{g/l}$	0.562 $\pm$ 0.0415	0.438 $\pm$ 0.088	0.073	78	-0.68
Atrazine	$\mu\text{g/l}$	0.658 $\pm$ 0.0171	0.672 $\pm$ 0.134	0.0724	102	0.05
Atrazine-desethyl	$\mu\text{g/l}$	0.275 $\pm$ 0.0128	0.279 $\pm$ 0.056	0.033	101	0.04
Atrazine-desethyl-desisopropyl	$\mu\text{g/l}$	0.423 $\pm$ 0.0502	- $\pm$ -	0.131	-	-
Atrazine-desisopropyl	$\mu\text{g/l}$	0.242 $\pm$ 0.0176	0.264 $\pm$ 0.053	0.0387	109	0.21
Bentazone	$\mu\text{g/l}$	0.735 $\pm$ 0.0273	0.685 $\pm$ 0.137	0.11	93.2	-0.18
Chloridazon-desphenyl	$\mu\text{g/l}$	0.245 $\pm$ 0.0118	0.21 $\pm$ 0.042	0.0269	85.8	-0.41
Chlorothalonil-4-hydroxy	$\mu\text{g/l}$	- $\pm$ -	- $\pm$ -	-	-	-
Chlorothalonil Metabolite R417888 (Chlorothalonil-ESA)	$\mu\text{g/l}$	0.423 $\pm$ 0.0247	0.372 $\pm$ 0.074	0.0845	88	-0.34
Chlorothalonil Metabolite R471811	$\mu\text{g/l}$	0.644 $\pm$ 0.0996	0.62 $\pm$ 0.124	0.167	96.2	-0.09
Chlorothalonil Metabolite R611965 (3-carbamyl-2,4,5-trichlorobenzoic acid)	$\mu\text{g/l}$	- $\pm$ -	- $\pm$ -	-	-	-
Chlorothalonil Metabolite R611968	$\mu\text{g/l}$	- $\pm$ -	- $\pm$ -	-	-	-

Parameter	Unit	Assigned $\pm$ U (k=2) value	Result $\pm$ U	Criterion	Recovery [%]	En-Score
Chlorothalonil Metabolite SYN507900	$\mu\text{g/l}$	- $\pm$ -	- $\pm$ -	-	-	-
Chlorothalonil Metabolite SYN548580	$\mu\text{g/l}$	- $\pm$ -	- $\pm$ -	-	-	-
Chlorothalonil Metabolite SYN548581	$\mu\text{g/l}$	- $\pm$ -	- $\pm$ -	-	-	-
Clopyralid	$\mu\text{g/l}$	0.503 $\pm$ 0.059	0.405 $\pm$ 0.081	0.101	80.6	-0.57
Cyanazine	$\mu\text{g/l}$	0.441 $\pm$ 0.0221	0.483 $\pm$ 0.097	0.0618	109	0.21
Dicamba	$\mu\text{g/l}$	- $\pm$ -	- $\pm$ -	-	-	-
Dichlorprop	$\mu\text{g/l}$	0.295 $\pm$ 0.0109	0.284 $\pm$ 0.057	0.0354	96.3	-0.09
Dimethachlor ethane sulfonic acid (CGA 354742, Dimethachlor-ESA)	$\mu\text{g/l}$	0.112 $\pm$ 0.00608	- $\pm$ -	0.0224	-	-
Dimethachlor Metabolite - CGA 369873	$\mu\text{g/l}$	0.308 $\pm$ 0.0189	- $\pm$ -	0.0617	-	-
Dimethachlor Metabolite - CGA 373464 (acetic acid methyl ester)	$\mu\text{g/l}$	- $\pm$ -	- $\pm$ -	-	-	-
Dimethachlor Metabolite - CGA 373464 (free acid)	$\mu\text{g/l}$	- $\pm$ -	- $\pm$ -	-	-	-
Dimethachlor oxalamic acid (CGA 50266, Dimethachlor-OA)	$\mu\text{g/l}$	0.449 $\pm$ 0.0607	- $\pm$ -	0.108	-	-
Glufosinate	$\mu\text{g/l}$	- $\pm$ -	- $\pm$ -	-	-	-
Glufosinate metabolite MPPA	$\mu\text{g/l}$	- $\pm$ -	- $\pm$ -	-	-	-
Glyphosate	$\mu\text{g/l}$	0.854 $\pm$ 0.0484	0.786 $\pm$ 0.157	0.171	92.1	-0.21
Metazachlor	$\mu\text{g/l}$	0.153 $\pm$ 0.00654	0.144 $\pm$ 0.029	0.0184	94.2	-0.15
Metolachlor	$\mu\text{g/l}$	0.385 $\pm$ 0.00907	0.39 $\pm$ 0.078	0.0578	101	0.03
Metribuzin	$\mu\text{g/l}$	0.374 $\pm$ 0.0099	0.392 $\pm$ 0.078	0.0374	105	0.12
Nicosulfuron	$\mu\text{g/l}$	0.88 $\pm$ 0.0652	0.728 $\pm$ 0.146	0.22	82.7	-0.51
Prometryn	$\mu\text{g/l}$	0.164 $\pm$ 0.00618	0.171 $\pm$ 0.034	0.0213	105	0.11
Propazine	$\mu\text{g/l}$	0.108 $\pm$ 0.0054	0.105 $\pm$ 0.021	0.014	97.3	-0.07
s-Metolachlor Metabolite CGA 368208	$\mu\text{g/l}$	0.182 $\pm$ 0.00883	- $\pm$ -	0.0182	-	-
s-Metolachlor Metabolite NOA 413173	$\mu\text{g/l}$	0.496 $\pm$ 0.0472	- $\pm$ -	0.0843	-	-

Summary of results Herbicides/pesticides - H003 - En-Score

Labcode: LC0004

Parameter	Unit	Assigned $\pm$ U (k=2) value	Result $\pm$ U	Criterion	Recovery [%]	En- Score
Sebuthylazine	$\mu\text{g/l}$	0.695 $\pm$ 0.0268	0.716 $\pm$ 0.143	0.0647	103	0.07
Simazine	$\mu\text{g/l}$	0.35 $\pm$ 0.0116	0.32 $\pm$ 0.064	0.0385	91.3	-0.24
Terbuthylazine	$\mu\text{g/l}$	0.266 $\pm$ 0.00731	0.28 $\pm$ 0.056	0.0293	105	0.12
Terbuthylazine-desethyl	$\mu\text{g/l}$	0.546 $\pm$ 0.0206	0.638 $\pm$ 0.128	0.06	117	0.36
Terbuthylazine Metabolite CGA 324007 (LM5)	$\mu\text{g/l}$	- $\pm$ -	- $\pm$ -	-	-	-
Terbuthylazine Metabolite SYN 545666 (LM6)	$\mu\text{g/l}$	0.318 $\pm$ 0.0221	- $\pm$ -	0.0318	-	-
Terbuthylazine Metabolite SYN 546009 (LM3)	$\mu\text{g/l}$	- $\pm$ -	- $\pm$ -	-	-	-
Terbutryn	$\mu\text{g/l}$	0.172 $\pm$ 0.00582	0.179 $\pm$ 0.036	0.0172	104	0.10
Tritosulfuron	$\mu\text{g/l}$	- $\pm$ -	3.107 $\pm$ 0.621	-	-	-



Sample: H003A

Parameter	Unit	Assigned $\pm$ U (k=2) value	Result	$\pm$ U	Criterion	Recovery [%]	z-Score
2,4,5-Trichlorophenoxyacetic acid	$\mu\text{g/l}$	0.153 $\pm$ 0.0114	-	$\pm$ -	0.0275	-	-
2,4-D (2,4-Dichlorophenoxyacetic acid)	$\mu\text{g/l}$	0.734 $\pm$ 0.0275	0.745446 $\pm$	0.057027	0.103	102	0.11
2,6-Dichlorobenzamide	$\mu\text{g/l}$	0.217 $\pm$ 0.00924	-	$\pm$ -	0.0325	-	-
Alachlor	$\mu\text{g/l}$	0.106 $\pm$ 0.00457	-	$\pm$ -	0.0127	-	-
Alachlor-t-acid (Alachlor-OA)	$\mu\text{g/l}$	0.935 $\pm$ 0.057	-	$\pm$ -	0.14	-	-
Alachlor-t-sulfonic acid (Alachlor-ESA)	$\mu\text{g/l}$	0.291 $\pm$ 0.0115	-	$\pm$ -	0.0378	-	-
AMPA	$\mu\text{g/l}$	1 $\pm$ 0.0378	-	$\pm$ -	0.13	-	-
Atrazine	$\mu\text{g/l}$	0.153 $\pm$ 0.00407	0.161861 $\pm$	0.00955	0.0168	106	0.55
Atrazine-desethyl	$\mu\text{g/l}$	0.594 $\pm$ 0.0215	-	$\pm$ -	0.0712	-	-
Atrazine-desethyl-desisopropyl	$\mu\text{g/l}$	0.166 $\pm$ 0.0155	-	$\pm$ -	0.0515	-	-
Atrazine-desisopropyl	$\mu\text{g/l}$	0.245 $\pm$ 0.0211	-	$\pm$ -	0.0441	-	-
Bentazone	$\mu\text{g/l}$	0.166 $\pm$ 0.00606	0.180608 $\pm$	0.010475	0.0248	109	0.60
Chloridazon-desphenyl	$\mu\text{g/l}$	0.129 $\pm$ 0.00676	0.133159 $\pm$	0.009055	0.0142	103	0.29
Chlorothalonil-4-hydroxy	$\mu\text{g/l}$	- $\pm$ -	-	$\pm$ -	-	-	-
Chlorothalonil Metabolite R417888 (Chlorothalonil-ESA)	$\mu\text{g/l}$	0.0798 $\pm$ 0.00395	0.073027 $\pm$	0.005514	0.016	91.5	-0.42
Chlorothalonil Metabolite R471811	$\mu\text{g/l}$	0.187 $\pm$ 0.0395	-	$\pm$ -	0.0655	-	-
Chlorothalonil Metabolite R611965 (3-carbamyl-2,4,5-trichlorobenzoic acid)	$\mu\text{g/l}$	- $\pm$ -	-	$\pm$ -	-	-	-
Chlorothalonil Metabolite R611968	$\mu\text{g/l}$	- $\pm$ -	-	$\pm$ -	-	-	-
Chlorothalonil Metabolite SYN507900	$\mu\text{g/l}$	- $\pm$ -	-	$\pm$ -	-	-	-
Chlorothalonil Metabolite SYN548580	$\mu\text{g/l}$	- $\pm$ -	-	$\pm$ -	-	-	-
Chlorothalonil Metabolite SYN548581	$\mu\text{g/l}$	- $\pm$ -	-	$\pm$ -	-	-	-
Clopyralid	$\mu\text{g/l}$	0.24 $\pm$ 0.0285	-	$\pm$ -	0.048	-	-
Cyanazine	$\mu\text{g/l}$	0.167 $\pm$ 0.00751	-	$\pm$ -	0.0234	-	-

Parameter	Unit	Assigned $\pm$ U (k=2) value	Result $\pm$ U	Criterion	Recovery [%]	z-Score
Dicamba	$\mu\text{g/l}$	- $\pm$ -	- $\pm$ -	-	-	-
Dichlorprop	$\mu\text{g/l}$	0.553 $\pm$ 0.0349	- $\pm$ -	0.0664	-	-
Dimethachlor ethane sulfonic acid (CGA 354742, Dimethachlor-ESA)	$\mu\text{g/l}$	0.233 $\pm$ 0.0174	- $\pm$ -	0.0465	-	-
Dimethachlor Metabolite - CGA 369873	$\mu\text{g/l}$	0.144 $\pm$ 0.00926	- $\pm$ -	0.0288	-	-
Dimethachlor Metabolite - CGA 373464 (acetic acid methyl ester)	$\mu\text{g/l}$	- $\pm$ -	- $\pm$ -	-	-	-
Dimethachlor Metabolite - CGA 373464 (free acid)	$\mu\text{g/l}$	- $\pm$ -	- $\pm$ -	-	-	-
Dimethachlor oxalamic acid (CGA 50266, Dimethachlor-OA)	$\mu\text{g/l}$	0.43 $\pm$ 0.0555	- $\pm$ -	0.099	-	-
Glufosinate	$\mu\text{g/l}$	- $\pm$ -	- $\pm$ -	-	-	-
Glufosinate metabolite MPPA	$\mu\text{g/l}$	- $\pm$ -	- $\pm$ -	-	-	-
Glyphosate	$\mu\text{g/l}$	0.411 $\pm$ 0.0171	- $\pm$ -	0.0821	-	-
Metazachlor	$\mu\text{g/l}$	0.161 $\pm$ 0.00743	0.191036 $\pm$ 0.01108	0.0193	119	1.54
Metolachlor	$\mu\text{g/l}$	0.176 $\pm$ 0.00384	0.190076 $\pm$ 0.01188	0.0264	108	0.53
Metribuzin	$\mu\text{g/l}$	0.781 $\pm$ 0.0333	0.847975 $\pm$ 0.049607	0.0781	109	0.86
Nicosulfuron	$\mu\text{g/l}$	0.286 $\pm$ 0.0712	0.166992 $\pm$ 0.011439	0.111	58.5	-1.06
Prometryn	$\mu\text{g/l}$	0.429 $\pm$ 0.0169	- $\pm$ -	0.0558	-	-
Propazine	$\mu\text{g/l}$	0.229 $\pm$ 0.00751	- $\pm$ -	0.0297	-	-
s-Metolachlor Metabolite CGA 368208	$\mu\text{g/l}$	0.421 $\pm$ 0.0406	- $\pm$ -	0.059	-	-
s-Metolachlor Metabolite NOA 413173	$\mu\text{g/l}$	0.176 $\pm$ 0.0206	- $\pm$ -	0.0353	-	-
Sebuthylazine	$\mu\text{g/l}$	- $\pm$ -	- $\pm$ -	-	-	-
Simazine	$\mu\text{g/l}$	0.174 $\pm$ 0.00425	- $\pm$ -	0.0191	-	-
Terbuthylazine	$\mu\text{g/l}$	0.562 $\pm$ 0.0151	0.58601 $\pm$ 0.033989	0.0618	104	0.39
Terbuthylazine-desethyl	$\mu\text{g/l}$	0.274 $\pm$ 0.00994	- $\pm$ -	0.0301	-	-
Terbuthylazine Metabolite CGA 324007 (LM5)	$\mu\text{g/l}$	- $\pm$ -	- $\pm$ -	-	-	-
Terbuthylazine Metabolite SYN 545666 (LM6)	$\mu\text{g/l}$	0.154 $\pm$ 0.0201	- $\pm$ -	0.0369	-	-

Parameter	Unit	Assigned $\pm$ U (k=2) value	Result $\pm$ U	Criterion	Recovery [%]	z-Score
Terbutylazine Metabolite SYN 546009 (LM3)	$\mu\text{g/l}$	- $\pm$ -	- $\pm$ -	-	-	-
Terbutryn	$\mu\text{g/l}$	0.426 $\pm$ 0.0169	0.505318 $\pm$ 0.030066	0.0426	119	1.86
Tritosulfuron	$\mu\text{g/l}$	- $\pm$ -	- $\pm$ -	-	-	-

Sample: H003B

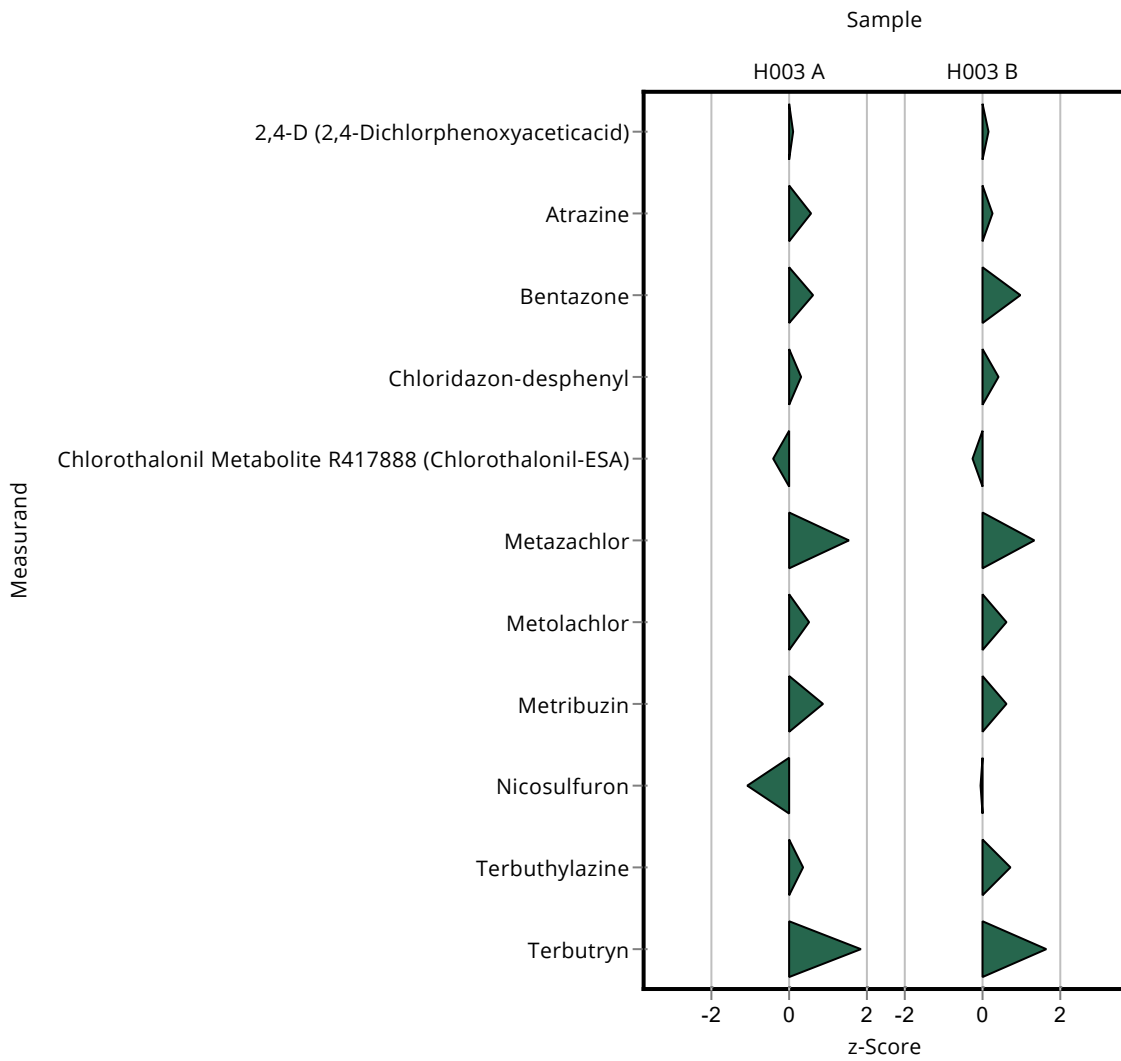
Parameter	Unit	Assigned $\pm$ U (k=2) value	Result $\pm$ U	Criterion	Recovery [%]	z-Score
2,4,5-Trichlorophenoxyacetic acid	$\mu\text{g/l}$	0.341 $\pm$ 0.0365	- $\pm$ -	0.0615	-	-
2,4-D (2,4-Dichlorophenoxyacetic acid)	$\mu\text{g/l}$	0.348 $\pm$ 0.0129	0.354109 $\pm$ 0.027089	0.0487	102	0.12
2,6-Dichlorobenzamide	$\mu\text{g/l}$	0.437 $\pm$ 0.017	- $\pm$ -	0.0655	-	-
Alachlor	$\mu\text{g/l}$	0.487 $\pm$ 0.0145	- $\pm$ -	0.0585	-	-
Alachlor-t-acid (Alachlor-OA)	$\mu\text{g/l}$	0.185 $\pm$ 0.0171	- $\pm$ -	0.0278	-	-
Alachlor-t-sulfonic acid (Alachlor-ESA)	$\mu\text{g/l}$	0.29 $\pm$ 0.0395	- $\pm$ -	0.0608	-	-
AMPA	$\mu\text{g/l}$	0.562 $\pm$ 0.0415	- $\pm$ -	0.073	-	-
Atrazine	$\mu\text{g/l}$	0.658 $\pm$ 0.0171	0.676804 $\pm$ 0.039931	0.0724	103	0.26
Atrazine-desethyl	$\mu\text{g/l}$	0.275 $\pm$ 0.0128	- $\pm$ -	0.033	-	-
Atrazine-desethyl-desisopropyl	$\mu\text{g/l}$	0.423 $\pm$ 0.0502	- $\pm$ -	0.131	-	-
Atrazine-desisopropyl	$\mu\text{g/l}$	0.242 $\pm$ 0.0176	- $\pm$ -	0.0387	-	-
Bentazone	$\mu\text{g/l}$	0.735 $\pm$ 0.0273	0.839448 $\pm$ 0.048688	0.11	114	0.95
Chloridazon-desphenyl	$\mu\text{g/l}$	0.245 $\pm$ 0.0118	0.255995 $\pm$ 0.017408	0.0269	105	0.41
Chlorothalonil-4-hydroxy	$\mu\text{g/l}$	- $\pm$ -	- $\pm$ -	-	-	-
Chlorothalonil Metabolite R417888 (Chlorothalonil-ESA)	$\mu\text{g/l}$	0.423 $\pm$ 0.0247	0.398613 $\pm$ 0.030095	0.0845	94.3	-0.28
Chlorothalonil Metabolite R471811	$\mu\text{g/l}$	0.644 $\pm$ 0.0996	- $\pm$ -	0.167	-	-
Chlorothalonil Metabolite R611965 (3-carbamyl-2,4,5-trichlorobenzoic acid)	$\mu\text{g/l}$	- $\pm$ -	- $\pm$ -	-	-	-
Chlorothalonil Metabolite R611968	$\mu\text{g/l}$	- $\pm$ -	- $\pm$ -	-	-	-

Parameter	Unit	Assigned $\pm$ U (k=2) value	Result $\pm$ U	Criterion	Recovery [%]	z-Score
Chlorothalonil Metabolite SYN507900	$\mu\text{g/l}$	- $\pm$ -	- $\pm$ -	-	-	-
Chlorothalonil Metabolite SYN548580	$\mu\text{g/l}$	- $\pm$ -	- $\pm$ -	-	-	-
Chlorothalonil Metabolite SYN548581	$\mu\text{g/l}$	- $\pm$ -	- $\pm$ -	-	-	-
Clopyralid	$\mu\text{g/l}$	0.503 $\pm$ 0.059	- $\pm$ -	0.101	-	-
Cyanazine	$\mu\text{g/l}$	0.441 $\pm$ 0.0221	- $\pm$ -	0.0618	-	-
Dicamba	$\mu\text{g/l}$	- $\pm$ -	- $\pm$ -	-	-	-
Dichlorprop	$\mu\text{g/l}$	0.295 $\pm$ 0.0109	- $\pm$ -	0.0354	-	-
Dimethachlor ethane sulfonic acid (CGA 354742, Dimethachlor-ESA)	$\mu\text{g/l}$	0.112 $\pm$ 0.00608	- $\pm$ -	0.0224	-	-
Dimethachlor Metabolite - CGA 369873	$\mu\text{g/l}$	0.308 $\pm$ 0.0189	- $\pm$ -	0.0617	-	-
Dimethachlor Metabolite - CGA 373464 (acetic acid methyl ester)	$\mu\text{g/l}$	- $\pm$ -	- $\pm$ -	-	-	-
Dimethachlor Metabolite - CGA 373464 (free acid)	$\mu\text{g/l}$	- $\pm$ -	- $\pm$ -	-	-	-
Dimethachlor oxalamic acid (CGA 50266, Dimethachlor-OA)	$\mu\text{g/l}$	0.449 $\pm$ 0.0607	- $\pm$ -	0.108	-	-
Glufosinate	$\mu\text{g/l}$	- $\pm$ -	- $\pm$ -	-	-	-
Glufosinate metabolite MPPA	$\mu\text{g/l}$	- $\pm$ -	- $\pm$ -	-	-	-
Glyphosate	$\mu\text{g/l}$	0.854 $\pm$ 0.0484	- $\pm$ -	0.171	-	-
Metazachlor	$\mu\text{g/l}$	0.153 $\pm$ 0.00654	0.177069 $\pm$ 0.01027	0.0184	116	1.31
Metolachlor	$\mu\text{g/l}$	0.385 $\pm$ 0.00907	0.420337 $\pm$ 0.026271	0.0578	109	0.60
Metribuzin	$\mu\text{g/l}$	0.374 $\pm$ 0.0099	0.396084 $\pm$ 0.023171	0.0374	106	0.60
Nicosulfuron	$\mu\text{g/l}$	0.88 $\pm$ 0.0652	0.870096 $\pm$ 0.059602	0.22	98.9	-0.05
Prometryn	$\mu\text{g/l}$	0.164 $\pm$ 0.00618	- $\pm$ -	0.0213	-	-
Propazine	$\mu\text{g/l}$	0.108 $\pm$ 0.0054	- $\pm$ -	0.014	-	-
s-Metolachlor Metabolite CGA 368208	$\mu\text{g/l}$	0.182 $\pm$ 0.00883	- $\pm$ -	0.0182	-	-
s-Metolachlor Metabolite NOA 413173	$\mu\text{g/l}$	0.496 $\pm$ 0.0472	- $\pm$ -	0.0843	-	-

Summary of results Herbicides/pesticides - H003

Labcode: LC0005

Parameter	Unit	Assigned $\pm$ U (k=2) value	Result $\pm$ U	Criterion	Recovery [%]	z-Score
Sebuthylazine	$\mu\text{g/l}$	0.695 $\pm$ 0.0268	- $\pm$ -	0.0647	-	-
Simazine	$\mu\text{g/l}$	0.35 $\pm$ 0.0116	- $\pm$ -	0.0385	-	-
Terbuthylazine	$\mu\text{g/l}$	0.266 $\pm$ 0.00731	0.286776 $\pm$ 0.016633	0.0293	108	0.69
Terbuthylazine-desethyl	$\mu\text{g/l}$	0.546 $\pm$ 0.0206	- $\pm$ -	0.06	-	-
Terbuthylazine Metabolite CGA 324007 (LM5)	$\mu\text{g/l}$	- $\pm$ -	- $\pm$ -	-	-	-
Terbuthylazine Metabolite SYN 545666 (LM6)	$\mu\text{g/l}$	0.318 $\pm$ 0.0221	- $\pm$ -	0.0318	-	-
Terbuthylazine Metabolite SYN 546009 (LM3)	$\mu\text{g/l}$	- $\pm$ -	- $\pm$ -	-	-	-
Terbutryn	$\mu\text{g/l}$	0.172 $\pm$ 0.00582	0.200334 $\pm$ 0.01192	0.0172	117	1.65
Tritosulfuron	$\mu\text{g/l}$	- $\pm$ -	- $\pm$ -	-	-	-



## Sample: H003A

Parameter	Unit	Assigned $\pm$ U (k=2) value	Result	$\pm$ U	Criterion	Recovery [%]	En-Score
2,4,5-Trichlorophenoxyacetic acid	$\mu\text{g/l}$	0.153 $\pm$ 0.0114	-	$\pm$ -	0.0275	-	-
2,4-D (2,4-Dichlorphenoxyaceticacid)	$\mu\text{g/l}$	0.734 $\pm$ 0.0275	0.745446 $\pm$	0.057027	0.103	102	0.10
2,6-Dichlorobenzamide	$\mu\text{g/l}$	0.217 $\pm$ 0.00924	-	$\pm$ -	0.0325	-	-
Alachlor	$\mu\text{g/l}$	0.106 $\pm$ 0.00457	-	$\pm$ -	0.0127	-	-
Alachlor-t-acid (Alachlor-OA)	$\mu\text{g/l}$	0.935 $\pm$ 0.057	-	$\pm$ -	0.14	-	-
Alachlor-t-sulfonic acid (Alachlor-ESA)	$\mu\text{g/l}$	0.291 $\pm$ 0.0115	-	$\pm$ -	0.0378	-	-
AMPA	$\mu\text{g/l}$	1 $\pm$ 0.0378	-	$\pm$ -	0.13	-	-
Atrazine	$\mu\text{g/l}$	0.153 $\pm$ 0.00407	0.161861 $\pm$	0.00955	0.0168	106	0.47
Atrazine-desethyl	$\mu\text{g/l}$	0.594 $\pm$ 0.0215	-	$\pm$ -	0.0712	-	-
Atrazine-desethyl-desisopropyl	$\mu\text{g/l}$	0.166 $\pm$ 0.0155	-	$\pm$ -	0.0515	-	-
Atrazine-desisopropyl	$\mu\text{g/l}$	0.245 $\pm$ 0.0211	-	$\pm$ -	0.0441	-	-
Bentazone	$\mu\text{g/l}$	0.166 $\pm$ 0.00606	0.180608 $\pm$	0.010475	0.0248	109	0.69
Chloridazon-desphenyl	$\mu\text{g/l}$	0.129 $\pm$ 0.00676	0.133159 $\pm$	0.009055	0.0142	103	0.21
Chlorothalonil-4-hydroxy	$\mu\text{g/l}$	- $\pm$ -	-	$\pm$ -	-	-	-
Chlorothalonil Metabolite R417888 (Chlorothalonil-ESA)	$\mu\text{g/l}$	0.0798 $\pm$ 0.00395	0.073027 $\pm$	0.005514	0.016	91.5	-0.58
Chlorothalonil Metabolite R471811	$\mu\text{g/l}$	0.187 $\pm$ 0.0395	-	$\pm$ -	0.0655	-	-
Chlorothalonil Metabolite R611965 (3-carbamyl-2,4,5-trichlorobenzoic acid)	$\mu\text{g/l}$	- $\pm$ -	-	$\pm$ -	-	-	-
Chlorothalonil Metabolite R611968	$\mu\text{g/l}$	- $\pm$ -	-	$\pm$ -	-	-	-
Chlorothalonil Metabolite SYN507900	$\mu\text{g/l}$	- $\pm$ -	-	$\pm$ -	-	-	-
Chlorothalonil Metabolite SYN548580	$\mu\text{g/l}$	- $\pm$ -	-	$\pm$ -	-	-	-
Chlorothalonil Metabolite SYN548581	$\mu\text{g/l}$	- $\pm$ -	-	$\pm$ -	-	-	-
Clopyralid	$\mu\text{g/l}$	0.24 $\pm$ 0.0285	-	$\pm$ -	0.048	-	-
Cyanazine	$\mu\text{g/l}$	0.167 $\pm$ 0.00751	-	$\pm$ -	0.0234	-	-

Parameter	Unit	Assigned $\pm$ U (k=2) value	Result $\pm$ U	Criterion	Recovery [%]	En-Score
Dicamba	$\mu\text{g/l}$	- $\pm$ -	- $\pm$ -	-	-	-
Dichlorprop	$\mu\text{g/l}$	0.553 $\pm$ 0.0349	- $\pm$ -	0.0664	-	-
Dimethachlor ethane sulfonic acid (CGA 354742, Dimethachlor-ESA)	$\mu\text{g/l}$	0.233 $\pm$ 0.0174	- $\pm$ -	0.0465	-	-
Dimethachlor Metabolite - CGA 369873	$\mu\text{g/l}$	0.144 $\pm$ 0.00926	- $\pm$ -	0.0288	-	-
Dimethachlor Metabolite - CGA 373464 (acetic acid methyl ester)	$\mu\text{g/l}$	- $\pm$ -	- $\pm$ -	-	-	-
Dimethachlor Metabolite - CGA 373464 (free acid)	$\mu\text{g/l}$	- $\pm$ -	- $\pm$ -	-	-	-
Dimethachlor oxalamic acid (CGA 50266, Dimethachlor-OA)	$\mu\text{g/l}$	0.43 $\pm$ 0.0555	- $\pm$ -	0.099	-	-
Glufosinate	$\mu\text{g/l}$	- $\pm$ -	- $\pm$ -	-	-	-
Glufosinate metabolite MPPA	$\mu\text{g/l}$	- $\pm$ -	- $\pm$ -	-	-	-
Glyphosate	$\mu\text{g/l}$	0.411 $\pm$ 0.0171	- $\pm$ -	0.0821	-	-
Metazachlor	$\mu\text{g/l}$	0.161 $\pm$ 0.00743	0.191036 $\pm$ 0.01108	0.0193	119	1.28
Metolachlor	$\mu\text{g/l}$	0.176 $\pm$ 0.00384	0.190076 $\pm$ 0.01188	0.0264	108	0.58
Metribuzin	$\mu\text{g/l}$	0.781 $\pm$ 0.0333	0.847975 $\pm$ 0.049607	0.0781	109	0.64
Nicosulfuron	$\mu\text{g/l}$	0.286 $\pm$ 0.0712	0.166992 $\pm$ 0.011439	0.111	58.5	-1.59
Prometryn	$\mu\text{g/l}$	0.429 $\pm$ 0.0169	- $\pm$ -	0.0558	-	-
Propazine	$\mu\text{g/l}$	0.229 $\pm$ 0.00751	- $\pm$ -	0.0297	-	-
s-Metolachlor Metabolite CGA 368208	$\mu\text{g/l}$	0.421 $\pm$ 0.0406	- $\pm$ -	0.059	-	-
s-Metolachlor Metabolite NOA 413173	$\mu\text{g/l}$	0.176 $\pm$ 0.0206	- $\pm$ -	0.0353	-	-
Sebuthylazine	$\mu\text{g/l}$	- $\pm$ -	- $\pm$ -	-	-	-
Simazine	$\mu\text{g/l}$	0.174 $\pm$ 0.00425	- $\pm$ -	0.0191	-	-
Terbuthylazine	$\mu\text{g/l}$	0.562 $\pm$ 0.0151	0.58601 $\pm$ 0.033989	0.0618	104	0.35
Terbuthylazine-desethyl	$\mu\text{g/l}$	0.274 $\pm$ 0.00994	- $\pm$ -	0.0301	-	-
Terbuthylazine Metabolite CGA 324007 (LM5)	$\mu\text{g/l}$	- $\pm$ -	- $\pm$ -	-	-	-
Terbuthylazine Metabolite SYN 545666 (LM6)	$\mu\text{g/l}$	0.154 $\pm$ 0.0201	- $\pm$ -	0.0369	-	-

Parameter	Unit	Assigned $\pm$ U (k=2) value	Result $\pm$ U	Criterion	Recovery [%]	En-Score
Terbutylazine Metabolite SYN 546009 (LM3)	$\mu\text{g/l}$	- $\pm$ -	- $\pm$ -	-	-	-
Terbutryn	$\mu\text{g/l}$	0.426 $\pm$ 0.0169	0.505318 $\pm$ 0.030066	0.0426	119	1.27
Tritosulfuron	$\mu\text{g/l}$	- $\pm$ -	- $\pm$ -	-	-	-

## Sample: H003B

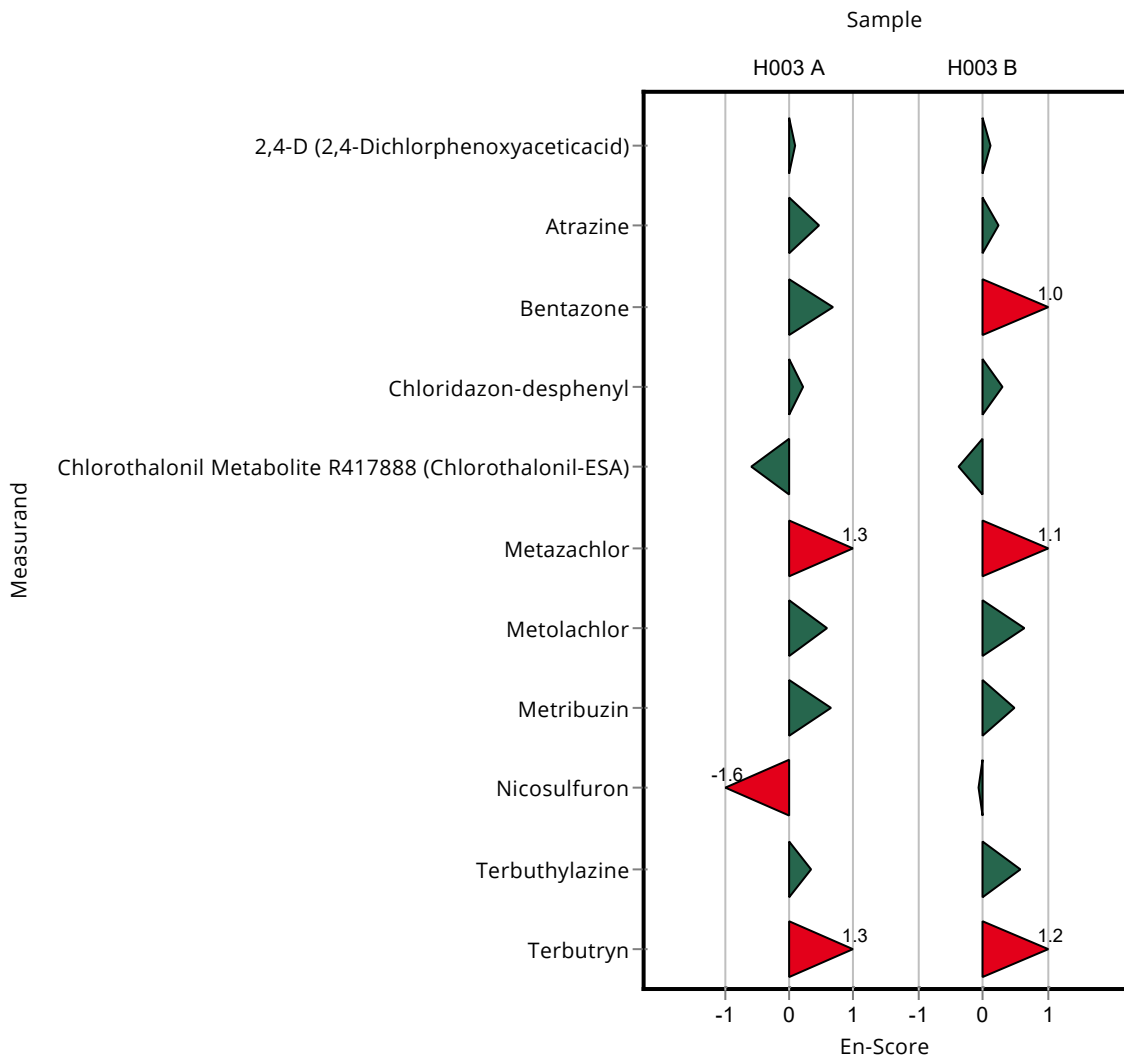
Parameter	Unit	Assigned $\pm$ U (k=2) value	Result $\pm$ U	Criterion	Recovery [%]	En-Score
2,4,5-Trichlorophenoxyacetic acid	$\mu\text{g/l}$	0.341 $\pm$ 0.0365	- $\pm$ -	0.0615	-	-
2,4-D (2,4-Dichlorophenoxyacetic acid)	$\mu\text{g/l}$	0.348 $\pm$ 0.0129	0.354109 $\pm$ 0.027089	0.0487	102	0.11
2,6-Dichlorobenzamide	$\mu\text{g/l}$	0.437 $\pm$ 0.017	- $\pm$ -	0.0655	-	-
Alachlor	$\mu\text{g/l}$	0.487 $\pm$ 0.0145	- $\pm$ -	0.0585	-	-
Alachlor-t-acid (Alachlor-OA)	$\mu\text{g/l}$	0.185 $\pm$ 0.0171	- $\pm$ -	0.0278	-	-
Alachlor-t-sulfonic acid (Alachlor-ESA)	$\mu\text{g/l}$	0.29 $\pm$ 0.0395	- $\pm$ -	0.0608	-	-
AMPA	$\mu\text{g/l}$	0.562 $\pm$ 0.0415	- $\pm$ -	0.073	-	-
Atrazine	$\mu\text{g/l}$	0.658 $\pm$ 0.0171	0.676804 $\pm$ 0.039931	0.0724	103	0.23
Atrazine-desethyl	$\mu\text{g/l}$	0.275 $\pm$ 0.0128	- $\pm$ -	0.033	-	-
Atrazine-desethyl-desisopropyl	$\mu\text{g/l}$	0.423 $\pm$ 0.0502	- $\pm$ -	0.131	-	-
Atrazine-desisopropyl	$\mu\text{g/l}$	0.242 $\pm$ 0.0176	- $\pm$ -	0.0387	-	-
Bentazone	$\mu\text{g/l}$	0.735 $\pm$ 0.0273	0.839448 $\pm$ 0.048688	0.11	114	1.03
Chloridazon-desphenyl	$\mu\text{g/l}$	0.245 $\pm$ 0.0118	0.255995 $\pm$ 0.017408	0.0269	105	0.30
Chlorothalonil-4-hydroxy	$\mu\text{g/l}$	- $\pm$ -	- $\pm$ -	-	-	-
Chlorothalonil Metabolite R417888 (Chlorothalonil-ESA)	$\mu\text{g/l}$	0.423 $\pm$ 0.0247	0.398613 $\pm$ 0.030095	0.0845	94.3	-0.37
Chlorothalonil Metabolite R471811	$\mu\text{g/l}$	0.644 $\pm$ 0.0996	- $\pm$ -	0.167	-	-
Chlorothalonil Metabolite R611965 (3-carbamyl-2,4,5-trichlorobenzoic acid)	$\mu\text{g/l}$	- $\pm$ -	- $\pm$ -	-	-	-
Chlorothalonil Metabolite R611968	$\mu\text{g/l}$	- $\pm$ -	- $\pm$ -	-	-	-

Parameter	Unit	Assigned $\pm$ U (k=2) value	Result $\pm$ U	Criterion	Recovery [%]	En-Score
Chlorothalonil Metabolite SYN507900	$\mu\text{g/l}$	- $\pm$ -	- $\pm$ -	-	-	-
Chlorothalonil Metabolite SYN548580	$\mu\text{g/l}$	- $\pm$ -	- $\pm$ -	-	-	-
Chlorothalonil Metabolite SYN548581	$\mu\text{g/l}$	- $\pm$ -	- $\pm$ -	-	-	-
Clopyralid	$\mu\text{g/l}$	0.503 $\pm$ 0.059	- $\pm$ -	0.101	-	-
Cyanazine	$\mu\text{g/l}$	0.441 $\pm$ 0.0221	- $\pm$ -	0.0618	-	-
Dicamba	$\mu\text{g/l}$	- $\pm$ -	- $\pm$ -	-	-	-
Dichlorprop	$\mu\text{g/l}$	0.295 $\pm$ 0.0109	- $\pm$ -	0.0354	-	-
Dimethachlor ethane sulfonic acid (CGA 354742, Dimethachlor-ESA)	$\mu\text{g/l}$	0.112 $\pm$ 0.00608	- $\pm$ -	0.0224	-	-
Dimethachlor Metabolite - CGA 369873	$\mu\text{g/l}$	0.308 $\pm$ 0.0189	- $\pm$ -	0.0617	-	-
Dimethachlor Metabolite - CGA 373464 (acetic acid methyl ester)	$\mu\text{g/l}$	- $\pm$ -	- $\pm$ -	-	-	-
Dimethachlor Metabolite - CGA 373464 (free acid)	$\mu\text{g/l}$	- $\pm$ -	- $\pm$ -	-	-	-
Dimethachlor oxalamic acid (CGA 50266, Dimethachlor-OA)	$\mu\text{g/l}$	0.449 $\pm$ 0.0607	- $\pm$ -	0.108	-	-
Glufosinate	$\mu\text{g/l}$	- $\pm$ -	- $\pm$ -	-	-	-
Glufosinate metabolite MPPA	$\mu\text{g/l}$	- $\pm$ -	- $\pm$ -	-	-	-
Glyphosate	$\mu\text{g/l}$	0.854 $\pm$ 0.0484	- $\pm$ -	0.171	-	-
Metazachlor	$\mu\text{g/l}$	0.153 $\pm$ 0.00654	0.177069 $\pm$ 0.01027	0.0184	116	1.12
Metolachlor	$\mu\text{g/l}$	0.385 $\pm$ 0.00907	0.420337 $\pm$ 0.026271	0.0578	109	0.66
Metribuzin	$\mu\text{g/l}$	0.374 $\pm$ 0.0099	0.396084 $\pm$ 0.023171	0.0374	106	0.48
Nicosulfuron	$\mu\text{g/l}$	0.88 $\pm$ 0.0652	0.870096 $\pm$ 0.059602	0.22	98.9	-0.07
Prometryn	$\mu\text{g/l}$	0.164 $\pm$ 0.00618	- $\pm$ -	0.0213	-	-
Propazine	$\mu\text{g/l}$	0.108 $\pm$ 0.0054	- $\pm$ -	0.014	-	-
s-Metolachlor Metabolite CGA 368208	$\mu\text{g/l}$	0.182 $\pm$ 0.00883	- $\pm$ -	0.0182	-	-
s-Metolachlor Metabolite NOA 413173	$\mu\text{g/l}$	0.496 $\pm$ 0.0472	- $\pm$ -	0.0843	-	-

Summary of results Herbicides/pesticides - H003 - En-Score

Labcode: LC0005

Parameter	Unit	Assigned $\pm$ U (k=2) value	Result $\pm$ U	Criterion	Recovery [%]	En-Score
Sebuthylazine	$\mu\text{g/l}$	0.695 $\pm$ 0.0268	- $\pm$ -	0.0647	-	-
Simazine	$\mu\text{g/l}$	0.35 $\pm$ 0.0116	- $\pm$ -	0.0385	-	-
Terbuthylazine	$\mu\text{g/l}$	0.266 $\pm$ 0.00731	0.286776 $\pm$ 0.016633	0.0293	108	0.60
Terbuthylazine-desethyl	$\mu\text{g/l}$	0.546 $\pm$ 0.0206	- $\pm$ -	0.06	-	-
Terbuthylazine Metabolite CGA 324007 (LM5)	$\mu\text{g/l}$	- $\pm$ -	- $\pm$ -	-	-	-
Terbuthylazine Metabolite SYN 545666 (LM6)	$\mu\text{g/l}$	0.318 $\pm$ 0.0221	- $\pm$ -	0.0318	-	-
Terbuthylazine Metabolite SYN 546009 (LM3)	$\mu\text{g/l}$	- $\pm$ -	- $\pm$ -	-	-	-
Terbutryn	$\mu\text{g/l}$	0.172 $\pm$ 0.00582	0.200334 $\pm$ 0.01192	0.0172	117	1.16
Tritosulfuron	$\mu\text{g/l}$	- $\pm$ -	- $\pm$ -	-	-	-



Sample: H003A

Parameter	Unit	Assigned $\pm$ U (k=2) value	Result $\pm$ U	Criterion	Recovery [%]	z-Score
2,4,5-Trichlorophenoxyacetic acid	$\mu\text{g/l}$	0.153 $\pm$ 0.0114	0.159 $\pm$ 0.0477	0.0275	104	0.22
2,4-D (2,4-Dichlorphenoxyaceticacid)	$\mu\text{g/l}$	0.734 $\pm$ 0.0275	0.733 $\pm$ 0.2199	0.103	99.9	-0.01
2,6-Dichlorobenzamide	$\mu\text{g/l}$	0.217 $\pm$ 0.00924	0.395 $\pm$ 0.1185	0.0325	182	5.49
Alachlor	$\mu\text{g/l}$	0.106 $\pm$ 0.00457	0.161 $\pm$ 0.0483	0.0127	152	4.31
Alachlor-t-acid (Alachlor-OA)	$\mu\text{g/l}$	0.935 $\pm$ 0.057	0.973 $\pm$ 0.2919	0.14	104	0.27
Alachlor-t-sulfonic acid (Alachlor-ESA)	$\mu\text{g/l}$	0.291 $\pm$ 0.0115	0.277 $\pm$ 0.0831	0.0378	95.1	-0.37
AMPA	$\mu\text{g/l}$	1 $\pm$ 0.0378	- $\pm$ -	0.13	-	-
Atrazine	$\mu\text{g/l}$	0.153 $\pm$ 0.00407	0.163 $\pm$ 0.0489	0.0168	107	0.62
Atrazine-desethyl	$\mu\text{g/l}$	0.594 $\pm$ 0.0215	0.584 $\pm$ 0.1752	0.0712	98.4	-0.13
Atrazine-desethyl-desisopropyl	$\mu\text{g/l}$	0.166 $\pm$ 0.0155	- $\pm$ -	0.0515	-	-
Atrazine-desisopropyl	$\mu\text{g/l}$	0.245 $\pm$ 0.0211	0.28 $\pm$ 0.084	0.0441	114	0.79
Bentazone	$\mu\text{g/l}$	0.166 $\pm$ 0.00606	0.165 $\pm$ 0.0495	0.0248	99.6	-0.03
Chloridazon-desphenyl	$\mu\text{g/l}$	0.129 $\pm$ 0.00676	0.126 $\pm$ 0.0378	0.0142	97.7	-0.21
Chlorothalonil-4-hydroxy	$\mu\text{g/l}$	- $\pm$ -	- $\pm$ -	-	-	-
Chlorothalonil Metabolite R417888 (Chlorothalonil-ESA)	$\mu\text{g/l}$	0.0798 $\pm$ 0.00395	0.073 $\pm$ 0.0219	0.016	91.5	-0.42
Chlorothalonil Metabolite R471811	$\mu\text{g/l}$	0.187 $\pm$ 0.0395	0.26 $\pm$ 0.078	0.0655	139	1.11
Chlorothalonil Metabolite R611965 (3-carbamyl-2,4,5-trichlorobenzoic acid)	$\mu\text{g/l}$	- $\pm$ -	- $\pm$ -	-	-	-
Chlorothalonil Metabolite R611968	$\mu\text{g/l}$	- $\pm$ -	0.187 $\pm$ 0.0561	-	-	-
Chlorothalonil Metabolite SYN507900	$\mu\text{g/l}$	- $\pm$ -	0.146 $\pm$ 0.0438	-	-	-
Chlorothalonil Metabolite SYN548580	$\mu\text{g/l}$	- $\pm$ -	0.339 $\pm$ 0.1017	-	-	-
Chlorothalonil Metabolite SYN548581	$\mu\text{g/l}$	- $\pm$ -	0.597 $\pm$ 0.199	-	-	-
Clopyralid	$\mu\text{g/l}$	0.24 $\pm$ 0.0285	<0.025 (LOD) $\pm$ -	0.048	-	-
Cyanazine	$\mu\text{g/l}$	0.167 $\pm$ 0.00751	0.166 $\pm$ 0.0498	0.0234	99.5	-0.04

Parameter	Unit	Assigned $\pm$ U (k=2) value	Result $\pm$ U	Criterion	Recovery [%]	z-Score
Dicamba	$\mu\text{g/l}$	- $\pm$ -	- $\pm$ -	-	-	-
Dichlorprop	$\mu\text{g/l}$	0.553 $\pm$ 0.0349	<0.01 (LOD) $\pm$ -	0.0664	-	-
Dimethachlor ethane sulfonic acid (CGA 354742, Dimethachlor-ESA)	$\mu\text{g/l}$	0.233 $\pm$ 0.0174	0.251 $\pm$ 0.0753	0.0465	108	0.40
Dimethachlor Metabolite - CGA 369873	$\mu\text{g/l}$	0.144 $\pm$ 0.00926	0.149 $\pm$ 0.0447	0.0288	104	0.18
Dimethachlor Metabolite - CGA 373464 (acetic acid methyl ester)	$\mu\text{g/l}$	- $\pm$ -	- $\pm$ -	-	-	-
Dimethachlor Metabolite - CGA 373464 (free acid)	$\mu\text{g/l}$	- $\pm$ -	- $\pm$ -	-	-	-
Dimethachlor oxalamic acid (CGA 50266, Dimethachlor-OA)	$\mu\text{g/l}$	0.43 $\pm$ 0.0555	0.208 $\pm$ 0.0624	0.099	48.3	-2.25
Glufosinate	$\mu\text{g/l}$	- $\pm$ -	- $\pm$ -	-	-	-
Glufosinate metabolite MPPA	$\mu\text{g/l}$	- $\pm$ -	- $\pm$ -	-	-	-
Glyphosate	$\mu\text{g/l}$	0.411 $\pm$ 0.0171	- $\pm$ -	0.0821	-	-
Metazachlor	$\mu\text{g/l}$	0.161 $\pm$ 0.00743	0.154 $\pm$ 0.0462	0.0193	95.5	-0.37
Metolachlor	$\mu\text{g/l}$	0.176 $\pm$ 0.00384	0.173 $\pm$ 0.0519	0.0264	98.3	-0.11
Metribuzin	$\mu\text{g/l}$	0.781 $\pm$ 0.0333	0.805 $\pm$ 0.2415	0.0781	103	0.31
Nicosulfuron	$\mu\text{g/l}$	0.286 $\pm$ 0.0712	0.478 $\pm$ 0.1434	0.111	167	1.73
Prometryn	$\mu\text{g/l}$	0.429 $\pm$ 0.0169	0.409 $\pm$ 0.1227	0.0558	95.3	-0.36
Propazine	$\mu\text{g/l}$	0.229 $\pm$ 0.00751	0.201 $\pm$ 0.0603	0.0297	87.9	-0.93
s-Metolachlor Metabolite CGA 368208	$\mu\text{g/l}$	0.421 $\pm$ 0.0406	0.471 $\pm$ 0.1413	0.059	112	0.84
s-Metolachlor Metabolite NOA 413173	$\mu\text{g/l}$	0.176 $\pm$ 0.0206	0.173 $\pm$ 0.0519	0.0353	98	-0.10
Sebuthylazine	$\mu\text{g/l}$	- $\pm$ -	<0.01 (LOD) $\pm$ -	-	-	-
Simazine	$\mu\text{g/l}$	0.174 $\pm$ 0.00425	0.169 $\pm$ 0.0507	0.0191	97.1	-0.26
Terbuthylazine	$\mu\text{g/l}$	0.562 $\pm$ 0.0151	0.507 $\pm$ 0.1521	0.0618	90.2	-0.89
Terbuthylazine-desethyl	$\mu\text{g/l}$	0.274 $\pm$ 0.00994	0.158 $\pm$ 0.0474	0.0301	57.7	-3.85
Terbuthylazine Metabolite CGA 324007 (LM5)	$\mu\text{g/l}$	- $\pm$ -	0.26 $\pm$ 0.078	-	-	-
Terbuthylazine Metabolite SYN 545666 (LM6)	$\mu\text{g/l}$	0.154 $\pm$ 0.0201	0.158 $\pm$ 0.0474	0.0369	103	0.11

Parameter	Unit	Assigned $\pm$ U (k=2) value	Result $\pm$ U	Criterion	Recovery [%]	z-Score
Terbutylazine Metabolite SYN 546009 (LM3)	$\mu\text{g/l}$	- $\pm$ -	- $\pm$ -	-	-	-
Terbutryn	$\mu\text{g/l}$	0.426 $\pm$ 0.0169	0.361 $\pm$ 0.1083	0.0426	84.7	-1.53
Tritosulfuron	$\mu\text{g/l}$	- $\pm$ -	0.331 $\pm$ 0.0993	-	-	-

## Sample: H003B

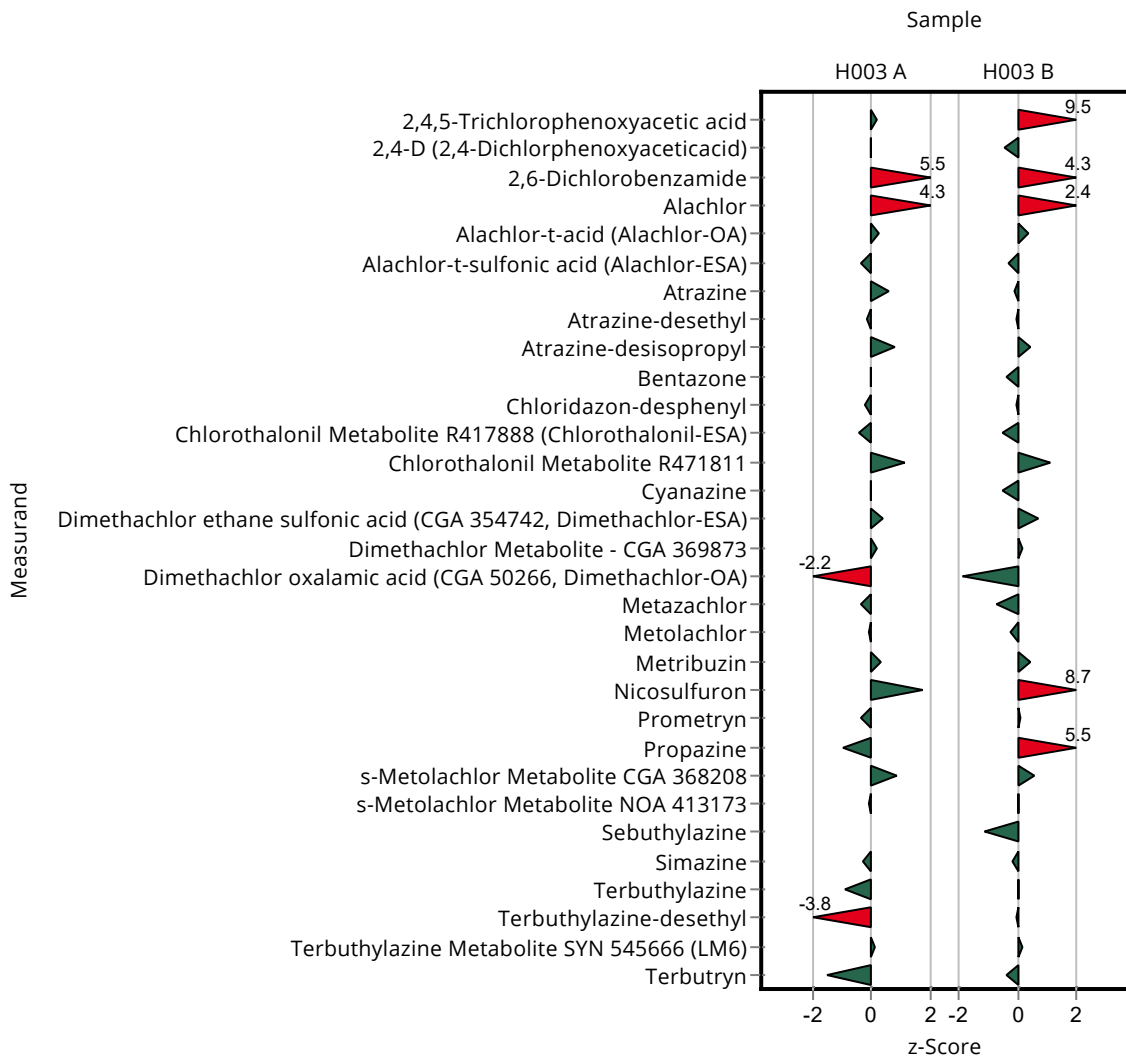
Parameter	Unit	Assigned $\pm$ U (k=2) value	Result $\pm$ U	Criterion	Recovery [%]	z-Score
2,4,5-Trichlorophenoxyacetic acid	$\mu\text{g/l}$	0.341 $\pm$ 0.0365	0.923 $\pm$ 0.2769	0.0615	270	9.46
2,4-D (2,4-Dichlorophenoxyacetic acid)	$\mu\text{g/l}$	0.348 $\pm$ 0.0129	0.327 $\pm$ 0.0981	0.0487	94	-0.43
2,6-Dichlorobenzamide	$\mu\text{g/l}$	0.437 $\pm$ 0.017	0.716 $\pm$ 0.2148	0.0655	164	4.27
Alachlor	$\mu\text{g/l}$	0.487 $\pm$ 0.0145	0.627 $\pm$ 0.1881	0.0585	129	2.39
Alachlor-t-acid (Alachlor-OA)	$\mu\text{g/l}$	0.185 $\pm$ 0.0171	0.195 $\pm$ 0.0585	0.0278	105	0.35
Alachlor-t-sulfonic acid (Alachlor-ESA)	$\mu\text{g/l}$	0.29 $\pm$ 0.0395	0.269 $\pm$ 0.0807	0.0608	92.9	-0.34
AMPA	$\mu\text{g/l}$	0.562 $\pm$ 0.0415	- $\pm$ -	0.073	-	-
Atrazine	$\mu\text{g/l}$	0.658 $\pm$ 0.0171	0.65 $\pm$ 0.195	0.0724	98.8	-0.11
Atrazine-desethyl	$\mu\text{g/l}$	0.275 $\pm$ 0.0128	0.274 $\pm$ 0.0822	0.033	99.7	-0.03
Atrazine-desethyl-desisopropyl	$\mu\text{g/l}$	0.423 $\pm$ 0.0502	- $\pm$ -	0.131	-	-
Atrazine-desisopropyl	$\mu\text{g/l}$	0.242 $\pm$ 0.0176	0.258 $\pm$ 0.0774	0.0387	107	0.42
Bentazone	$\mu\text{g/l}$	0.735 $\pm$ 0.0273	0.695 $\pm$ 0.2085	0.11	94.6	-0.36
Chloridazon-desphenyl	$\mu\text{g/l}$	0.245 $\pm$ 0.0118	0.244 $\pm$ 0.0732	0.0269	99.7	-0.03
Chlorothalonil-4-hydroxy	$\mu\text{g/l}$	- $\pm$ -	- $\pm$ -	-	-	-
Chlorothalonil Metabolite R417888 (Chlorothalonil-ESA)	$\mu\text{g/l}$	0.423 $\pm$ 0.0247	0.378 $\pm$ 0.1134	0.0845	89.4	-0.53
Chlorothalonil Metabolite R471811	$\mu\text{g/l}$	0.644 $\pm$ 0.0996	0.827 $\pm$ 0.2481	0.167	128	1.09
Chlorothalonil Metabolite R611965 (3-carbamyl-2,4,5-trichlorobenzoic acid)	$\mu\text{g/l}$	- $\pm$ -	- $\pm$ -	-	-	-
Chlorothalonil Metabolite R611968	$\mu\text{g/l}$	- $\pm$ -	0.178 $\pm$ 0.0534	-	-	-

Parameter	Unit	Assigned $\pm$ U (k=2) value	Result $\pm$ U	Criterion	Recovery [%]	z-Score
Chlorothalonil Metabolite SYN507900	$\mu\text{g/l}$	- $\pm$ -	0.324 $\pm$ 0.0972	-	-	-
Chlorothalonil Metabolite SYN548580	$\mu\text{g/l}$	- $\pm$ -	0.153 $\pm$ 0.0459	-	-	-
Chlorothalonil Metabolite SYN548581	$\mu\text{g/l}$	- $\pm$ -	0.311 $\pm$ 0.0933	-	-	-
Clopyralid	$\mu\text{g/l}$	0.503 $\pm$ 0.059	<0.025 (LOD) $\pm$ -	0.101	-	-
Cyanazine	$\mu\text{g/l}$	0.441 $\pm$ 0.0221	0.41 $\pm$ 0.123	0.0618	92.9	-0.50
Dicamba	$\mu\text{g/l}$	- $\pm$ -	- $\pm$ -	-	-	-
Dichlorprop	$\mu\text{g/l}$	0.295 $\pm$ 0.0109	<0.01 (LOD) $\pm$ -	0.0354	-	-
Dimethachlor ethane sulfonic acid (CGA 354742, Dimethachlor-ESA)	$\mu\text{g/l}$	0.112 $\pm$ 0.00608	0.128 $\pm$ 0.0384	0.0224	114	0.72
Dimethachlor Metabolite - CGA 369873	$\mu\text{g/l}$	0.308 $\pm$ 0.0189	0.319 $\pm$ 0.0957	0.0617	103	0.17
Dimethachlor Metabolite - CGA 373464 (acetic acid methyl ester)	$\mu\text{g/l}$	- $\pm$ -	- $\pm$ -	-	-	-
Dimethachlor Metabolite - CGA 373464 (free acid)	$\mu\text{g/l}$	- $\pm$ -	- $\pm$ -	-	-	-
Dimethachlor oxalamic acid (CGA 50266, Dimethachlor-OA)	$\mu\text{g/l}$	0.449 $\pm$ 0.0607	0.245 $\pm$ 0.0735	0.108	54.5	-1.89
Glufosinate	$\mu\text{g/l}$	- $\pm$ -	- $\pm$ -	-	-	-
Glufosinate metabolite MPPA	$\mu\text{g/l}$	- $\pm$ -	- $\pm$ -	-	-	-
Glyphosate	$\mu\text{g/l}$	0.854 $\pm$ 0.0484	- $\pm$ -	0.171	-	-
Metazachlor	$\mu\text{g/l}$	0.153 $\pm$ 0.00654	0.14 $\pm$ 0.042	0.0184	91.5	-0.70
Metolachlor	$\mu\text{g/l}$	0.385 $\pm$ 0.00907	0.37 $\pm$ 0.111	0.0578	96	-0.27
Metribuzin	$\mu\text{g/l}$	0.374 $\pm$ 0.0099	0.39 $\pm$ 0.117	0.0374	104	0.44
Nicosulfuron	$\mu\text{g/l}$	0.88 $\pm$ 0.0652	2.797 $\pm$ 0.8391	0.22	318	8.71
Prometryn	$\mu\text{g/l}$	0.164 $\pm$ 0.00618	0.166 $\pm$ 0.0498	0.0213	101	0.11
Propazine	$\mu\text{g/l}$	0.108 $\pm$ 0.0054	0.185 $\pm$ 0.0555	0.014	171	5.49
s-Metolachlor Metabolite CGA 368208	$\mu\text{g/l}$	0.182 $\pm$ 0.00883	0.192 $\pm$ 0.0576	0.0182	106	0.57
s-Metolachlor Metabolite NOA 413173	$\mu\text{g/l}$	0.496 $\pm$ 0.0472	0.496 $\pm$ 0.1488	0.0843	100	0.00

Summary of results Herbicides/pesticides - H003

Labcode: LC0006

Parameter	Unit	Assigned $\pm$ U (k=2) value	Result $\pm$ U	Criterion	Recovery [%]	z-Score
Sebuthylazine	$\mu\text{g/l}$	0.695 $\pm$ 0.0268	0.621 $\pm$ 0.1863	0.0647	89.3	-1.15
Simazine	$\mu\text{g/l}$	0.35 $\pm$ 0.0116	0.344 $\pm$ 0.1032	0.0385	98.2	-0.16
Terbuthylazine	$\mu\text{g/l}$	0.266 $\pm$ 0.00731	0.267 $\pm$ 0.0801	0.0293	100	0.02
Terbuthylazine-desethyl	$\mu\text{g/l}$	0.546 $\pm$ 0.0206	0.543 $\pm$ 0.1629	0.06	99.5	-0.04
Terbuthylazine Metabolite CGA 324007 (LM5)	$\mu\text{g/l}$	- $\pm$ -	0.135 $\pm$ 0.0405	-	-	-
Terbuthylazine Metabolite SYN 545666 (LM6)	$\mu\text{g/l}$	0.318 $\pm$ 0.0221	0.323 $\pm$ 0.0969	0.0318	102	0.16
Terbuthylazine Metabolite SYN 546009 (LM3)	$\mu\text{g/l}$	- $\pm$ -	- $\pm$ -	-	-	-
Terbutryn	$\mu\text{g/l}$	0.172 $\pm$ 0.00582	0.165 $\pm$ 0.0495	0.0172	96	-0.40
Tritosulfuron	$\mu\text{g/l}$	- $\pm$ -	0.923 $\pm$ 0.2769	-	-	-



## Sample: H003A

Parameter	Unit	Assigned $\pm$ U (k=2) value	Result $\pm$ U	Criterion	Recovery [%]	En-Score
2,4,5-Trichlorophenoxyacetic acid	$\mu\text{g/l}$	0.153 $\pm$ 0.0114	0.159 $\pm$ 0.0477	0.0275	104	0.06
2,4-D (2,4-Dichlorphenoxyaceticacid)	$\mu\text{g/l}$	0.734 $\pm$ 0.0275	0.733 $\pm$ 0.2199	0.103	99.9	0.00
2,6-Dichlorobenzamide	$\mu\text{g/l}$	0.217 $\pm$ 0.00924	0.395 $\pm$ 0.1185	0.0325	182	0.75
Alachlor	$\mu\text{g/l}$	0.106 $\pm$ 0.00457	0.161 $\pm$ 0.0483	0.0127	152	0.57
Alachlor-t-acid (Alachlor-OA)	$\mu\text{g/l}$	0.935 $\pm$ 0.057	0.973 $\pm$ 0.2919	0.14	104	0.07
Alachlor-t-sulfonic acid (Alachlor-ESA)	$\mu\text{g/l}$	0.291 $\pm$ 0.0115	0.277 $\pm$ 0.0831	0.0378	95.1	-0.08
AMPA	$\mu\text{g/l}$	1 $\pm$ 0.0378	- $\pm$ -	0.13	-	-
Atrazine	$\mu\text{g/l}$	0.153 $\pm$ 0.00407	0.163 $\pm$ 0.0489	0.0168	107	0.11
Atrazine-desethyl	$\mu\text{g/l}$	0.594 $\pm$ 0.0215	0.584 $\pm$ 0.1752	0.0712	98.4	-0.03
Atrazine-desethyl-desisopropyl	$\mu\text{g/l}$	0.166 $\pm$ 0.0155	- $\pm$ -	0.0515	-	-
Atrazine-desisopropyl	$\mu\text{g/l}$	0.245 $\pm$ 0.0211	0.28 $\pm$ 0.084	0.0441	114	0.21
Bentazone	$\mu\text{g/l}$	0.166 $\pm$ 0.00606	0.165 $\pm$ 0.0495	0.0248	99.6	-0.01
Chloridazon-desphenyl	$\mu\text{g/l}$	0.129 $\pm$ 0.00676	0.126 $\pm$ 0.0378	0.0142	97.7	-0.04
Chlorothalonil-4-hydroxy	$\mu\text{g/l}$	- $\pm$ -	- $\pm$ -	-	-	-
Chlorothalonil Metabolite R417888 (Chlorothalonil-ESA)	$\mu\text{g/l}$	0.0798 $\pm$ 0.00395	0.073 $\pm$ 0.0219	0.016	91.5	-0.15
Chlorothalonil Metabolite R471811	$\mu\text{g/l}$	0.187 $\pm$ 0.0395	0.26 $\pm$ 0.078	0.0655	139	0.45
Chlorothalonil Metabolite R611965 (3-carbamyl-2,4,5-trichlorobenzoic acid)	$\mu\text{g/l}$	- $\pm$ -	- $\pm$ -	-	-	-
Chlorothalonil Metabolite R611968	$\mu\text{g/l}$	- $\pm$ -	0.187 $\pm$ 0.0561	-	-	-
Chlorothalonil Metabolite SYN507900	$\mu\text{g/l}$	- $\pm$ -	0.146 $\pm$ 0.0438	-	-	-
Chlorothalonil Metabolite SYN548580	$\mu\text{g/l}$	- $\pm$ -	0.339 $\pm$ 0.1017	-	-	-
Chlorothalonil Metabolite SYN548581	$\mu\text{g/l}$	- $\pm$ -	0.597 $\pm$ 0.199	-	-	-
Clopyralid	$\mu\text{g/l}$	0.24 $\pm$ 0.0285	<0.025 (LOD) $\pm$ -	0.048	-	-
Cyanazine	$\mu\text{g/l}$	0.167 $\pm$ 0.00751	0.166 $\pm$ 0.0498	0.0234	99.5	-0.01

Parameter	Unit	Assigned $\pm$ U (k=2) value	Result $\pm$ U	Criterion	Recovery [%]	En-Score
Dicamba	$\mu\text{g/l}$	- $\pm$ -	- $\pm$ -	-	-	-
Dichlorprop	$\mu\text{g/l}$	0.553 $\pm$ 0.0349	<0.01 (LOD) $\pm$ -	0.0664	-	-
Dimethachlor ethane sulfonic acid (CGA 354742, Dimethachlor-ESA)	$\mu\text{g/l}$	0.233 $\pm$ 0.0174	0.251 $\pm$ 0.0753	0.0465	108	0.12
Dimethachlor Metabolite - CGA 369873	$\mu\text{g/l}$	0.144 $\pm$ 0.00926	0.149 $\pm$ 0.0447	0.0288	104	0.06
Dimethachlor Metabolite - CGA 373464 (acetic acid methyl ester)	$\mu\text{g/l}$	- $\pm$ -	- $\pm$ -	-	-	-
Dimethachlor Metabolite - CGA 373464 (free acid)	$\mu\text{g/l}$	- $\pm$ -	- $\pm$ -	-	-	-
Dimethachlor oxalamic acid (CGA 50266, Dimethachlor-OA)	$\mu\text{g/l}$	0.43 $\pm$ 0.0555	0.208 $\pm$ 0.0624	0.099	48.3	-1.63
Glufosinate	$\mu\text{g/l}$	- $\pm$ -	- $\pm$ -	-	-	-
Glufosinate metabolite MPPA	$\mu\text{g/l}$	- $\pm$ -	- $\pm$ -	-	-	-
Glyphosate	$\mu\text{g/l}$	0.411 $\pm$ 0.0171	- $\pm$ -	0.0821	-	-
Metazachlor	$\mu\text{g/l}$	0.161 $\pm$ 0.00743	0.154 $\pm$ 0.0462	0.0193	95.5	-0.08
Metolachlor	$\mu\text{g/l}$	0.176 $\pm$ 0.00384	0.173 $\pm$ 0.0519	0.0264	98.3	-0.03
Metribuzin	$\mu\text{g/l}$	0.781 $\pm$ 0.0333	0.805 $\pm$ 0.2415	0.0781	103	0.05
Nicosulfuron	$\mu\text{g/l}$	0.286 $\pm$ 0.0712	0.478 $\pm$ 0.1434	0.111	167	0.65
Prometryn	$\mu\text{g/l}$	0.429 $\pm$ 0.0169	0.409 $\pm$ 0.1227	0.0558	95.3	-0.08
Propazine	$\mu\text{g/l}$	0.229 $\pm$ 0.00751	0.201 $\pm$ 0.0603	0.0297	87.9	-0.23
s-Metolachlor Metabolite CGA 368208	$\mu\text{g/l}$	0.421 $\pm$ 0.0406	0.471 $\pm$ 0.1413	0.059	112	0.17
s-Metolachlor Metabolite NOA 413173	$\mu\text{g/l}$	0.176 $\pm$ 0.0206	0.173 $\pm$ 0.0519	0.0353	98	-0.03
Sebuthylazine	$\mu\text{g/l}$	- $\pm$ -	<0.01 (LOD) $\pm$ -	-	-	-
Simazine	$\mu\text{g/l}$	0.174 $\pm$ 0.00425	0.169 $\pm$ 0.0507	0.0191	97.1	-0.05
Terbuthylazine	$\mu\text{g/l}$	0.562 $\pm$ 0.0151	0.507 $\pm$ 0.1521	0.0618	90.2	-0.18
Terbuthylazine-desethyl	$\mu\text{g/l}$	0.274 $\pm$ 0.00994	0.158 $\pm$ 0.0474	0.0301	57.7	-1.22
Terbuthylazine Metabolite CGA 324007 (LM5)	$\mu\text{g/l}$	- $\pm$ -	0.26 $\pm$ 0.078	-	-	-
Terbuthylazine Metabolite SYN 545666 (LM6)	$\mu\text{g/l}$	0.154 $\pm$ 0.0201	0.158 $\pm$ 0.0474	0.0369	103	0.04

Summary of results Herbicides/pesticides - H003 - En-Score

Labcode: LC0006

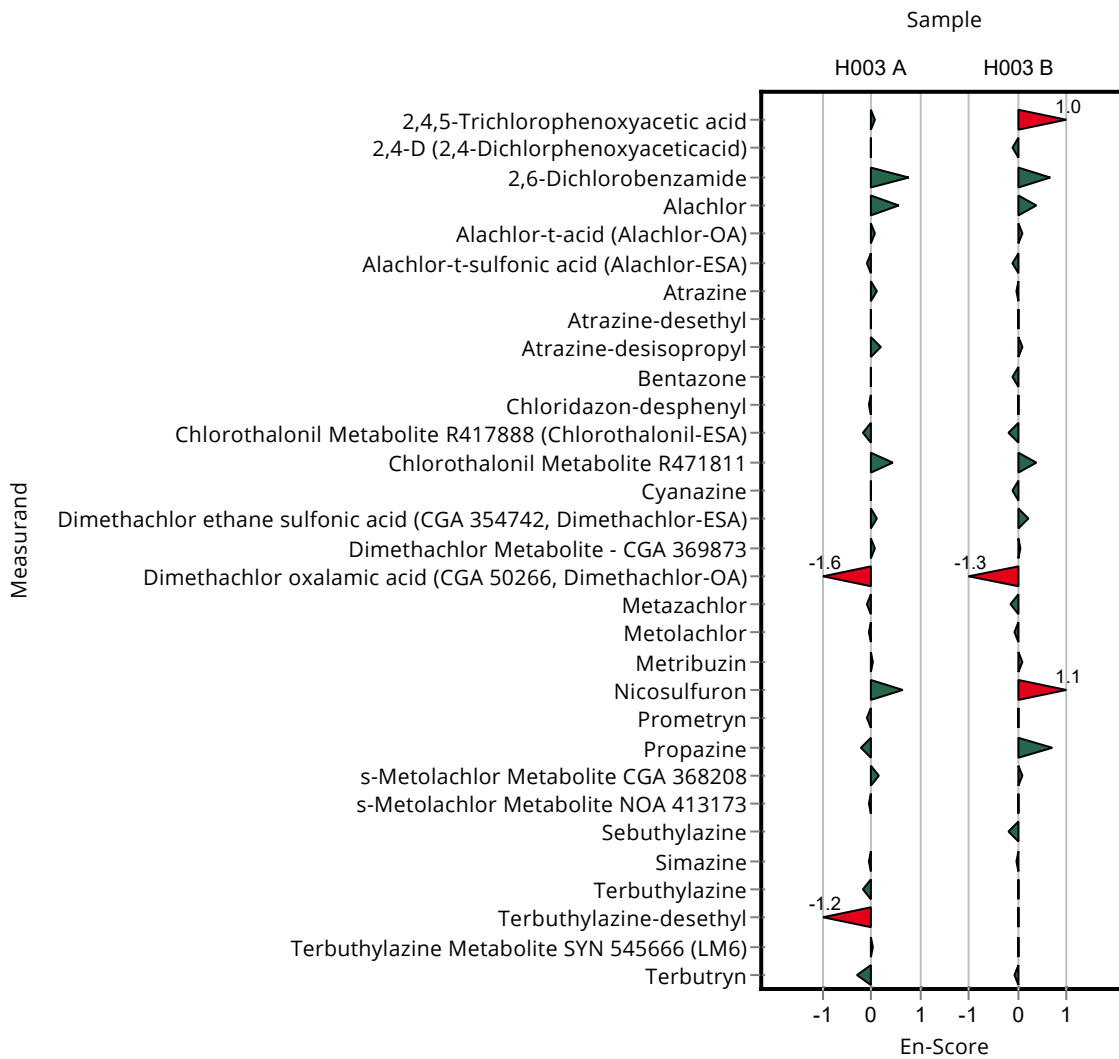
Parameter	Unit	Assigned $\pm$ U (k=2) value	Result $\pm$ U	Criterion	Recovery [%]	En-Score
Terbutylazine Metabolite SYN 546009 (LM3)	$\mu\text{g/l}$	- $\pm$ -	- $\pm$ -	-	-	-
Terbutryn	$\mu\text{g/l}$	0.426 $\pm$ 0.0169	0.361 $\pm$ 0.1083	0.0426	84.7	-0.30
Tritosulfuron	$\mu\text{g/l}$	- $\pm$ -	0.331 $\pm$ 0.0993	-	-	-

Sample: H003B

Parameter	Unit	Assigned $\pm$ U (k=2) value	Result $\pm$ U	Criterion	Recovery [%]	En-Score
2,4,5-Trichlorophenoxyacetic acid	$\mu\text{g/l}$	0.341 $\pm$ 0.0365	0.923 $\pm$ 0.2769	0.0615	270	1.05
2,4-D (2,4-Dichlorophenoxyacetic acid)	$\mu\text{g/l}$	0.348 $\pm$ 0.0129	0.327 $\pm$ 0.0981	0.0487	94	-0.11
2,6-Dichlorobenzamide	$\mu\text{g/l}$	0.437 $\pm$ 0.017	0.716 $\pm$ 0.2148	0.0655	164	0.65
Alachlor	$\mu\text{g/l}$	0.487 $\pm$ 0.0145	0.627 $\pm$ 0.1881	0.0585	129	0.37
Alachlor-t-acid (Alachlor-OA)	$\mu\text{g/l}$	0.185 $\pm$ 0.0171	0.195 $\pm$ 0.0585	0.0278	105	0.08
Alachlor-t-sulfonic acid (Alachlor-ESA)	$\mu\text{g/l}$	0.29 $\pm$ 0.0395	0.269 $\pm$ 0.0807	0.0608	92.9	-0.12
AMPA	$\mu\text{g/l}$	0.562 $\pm$ 0.0415	- $\pm$ -	0.073	-	-
Atrazine	$\mu\text{g/l}$	0.658 $\pm$ 0.0171	0.65 $\pm$ 0.195	0.0724	98.8	-0.02
Atrazine-desethyl	$\mu\text{g/l}$	0.275 $\pm$ 0.0128	0.274 $\pm$ 0.0822	0.033	99.7	-0.01
Atrazine-desethyl-desisopropyl	$\mu\text{g/l}$	0.423 $\pm$ 0.0502	- $\pm$ -	0.131	-	-
Atrazine-desisopropyl	$\mu\text{g/l}$	0.242 $\pm$ 0.0176	0.258 $\pm$ 0.0774	0.0387	107	0.10
Bentazone	$\mu\text{g/l}$	0.735 $\pm$ 0.0273	0.695 $\pm$ 0.2085	0.11	94.6	-0.10
Chloridazon-desphenyl	$\mu\text{g/l}$	0.245 $\pm$ 0.0118	0.244 $\pm$ 0.0732	0.0269	99.7	-0.01
Chlorothalonil-4-hydroxy	$\mu\text{g/l}$	- $\pm$ -	- $\pm$ -	-	-	-
Chlorothalonil Metabolite R417888 (Chlorothalonil-ESA)	$\mu\text{g/l}$	0.423 $\pm$ 0.0247	0.378 $\pm$ 0.1134	0.0845	89.4	-0.20
Chlorothalonil Metabolite R471811	$\mu\text{g/l}$	0.644 $\pm$ 0.0996	0.827 $\pm$ 0.2481	0.167	128	0.36
Chlorothalonil Metabolite R611965 (3-carbamyl-2,4,5-trichlorobenzoic acid)	$\mu\text{g/l}$	- $\pm$ -	- $\pm$ -	-	-	-
Chlorothalonil Metabolite R611968	$\mu\text{g/l}$	- $\pm$ -	0.178 $\pm$ 0.0534	-	-	-

Parameter	Unit	Assigned $\pm$ U (k=2) value	Result $\pm$ U	Criterion	Recovery [%]	En-Score
Chlorothalonil Metabolite SYN507900	$\mu\text{g/l}$	- $\pm$ -	0.324 $\pm$ 0.0972	-	-	-
Chlorothalonil Metabolite SYN548580	$\mu\text{g/l}$	- $\pm$ -	0.153 $\pm$ 0.0459	-	-	-
Chlorothalonil Metabolite SYN548581	$\mu\text{g/l}$	- $\pm$ -	0.311 $\pm$ 0.0933	-	-	-
Clopyralid	$\mu\text{g/l}$	0.503 $\pm$ 0.059	<0.025 (LOD) $\pm$ -	0.101	-	-
Cyanazine	$\mu\text{g/l}$	0.441 $\pm$ 0.0221	0.41 $\pm$ 0.123	0.0618	92.9	-0.13
Dicamba	$\mu\text{g/l}$	- $\pm$ -	- $\pm$ -	-	-	-
Dichlorprop	$\mu\text{g/l}$	0.295 $\pm$ 0.0109	<0.01 (LOD) $\pm$ -	0.0354	-	-
Dimethachlor ethane sulfonic acid (CGA 354742, Dimethachlor-ESA)	$\mu\text{g/l}$	0.112 $\pm$ 0.00608	0.128 $\pm$ 0.0384	0.0224	114	0.21
Dimethachlor Metabolite - CGA 369873	$\mu\text{g/l}$	0.308 $\pm$ 0.0189	0.319 $\pm$ 0.0957	0.0617	103	0.06
Dimethachlor Metabolite - CGA 373464 (acetic acid methyl ester)	$\mu\text{g/l}$	- $\pm$ -	- $\pm$ -	-	-	-
Dimethachlor Metabolite - CGA 373464 (free acid)	$\mu\text{g/l}$	- $\pm$ -	- $\pm$ -	-	-	-
Dimethachlor oxalamic acid (CGA 50266, Dimethachlor-OA)	$\mu\text{g/l}$	0.449 $\pm$ 0.0607	0.245 $\pm$ 0.0735	0.108	54.5	-1.28
Glufosinate	$\mu\text{g/l}$	- $\pm$ -	- $\pm$ -	-	-	-
Glufosinate metabolite MPPA	$\mu\text{g/l}$	- $\pm$ -	- $\pm$ -	-	-	-
Glyphosate	$\mu\text{g/l}$	0.854 $\pm$ 0.0484	- $\pm$ -	0.171	-	-
Metazachlor	$\mu\text{g/l}$	0.153 $\pm$ 0.00654	0.14 $\pm$ 0.042	0.0184	91.5	-0.15
Metolachlor	$\mu\text{g/l}$	0.385 $\pm$ 0.00907	0.37 $\pm$ 0.111	0.0578	96	-0.07
Metribuzin	$\mu\text{g/l}$	0.374 $\pm$ 0.0099	0.39 $\pm$ 0.117	0.0374	104	0.07
Nicosulfuron	$\mu\text{g/l}$	0.88 $\pm$ 0.0652	2.797 $\pm$ 0.8391	0.22	318	1.14
Prometryn	$\mu\text{g/l}$	0.164 $\pm$ 0.00618	0.166 $\pm$ 0.0498	0.0213	101	0.02
Propazine	$\mu\text{g/l}$	0.108 $\pm$ 0.0054	0.185 $\pm$ 0.0555	0.014	171	0.69
s-Metolachlor Metabolite CGA 368208	$\mu\text{g/l}$	0.182 $\pm$ 0.00883	0.192 $\pm$ 0.0576	0.0182	106	0.09
s-Metolachlor Metabolite NOA 413173	$\mu\text{g/l}$	0.496 $\pm$ 0.0472	0.496 $\pm$ 0.1488	0.0843	100	0.00

Parameter	Unit	Assigned $\pm$ U (k=2) value	Result $\pm$ U	Criterion	Recovery [%]	En-Score
Sebuthylazine	$\mu\text{g/l}$	0.695 $\pm$ 0.0268	0.621 $\pm$ 0.1863	0.0647	89.3	-0.20
Simazine	$\mu\text{g/l}$	0.35 $\pm$ 0.0116	0.344 $\pm$ 0.1032	0.0385	98.2	-0.03
Terbuthylazine	$\mu\text{g/l}$	0.266 $\pm$ 0.00731	0.267 $\pm$ 0.0801	0.0293	100	0.00
Terbuthylazine-desethyl	$\mu\text{g/l}$	0.546 $\pm$ 0.0206	0.543 $\pm$ 0.1629	0.06	99.5	-0.01
Terbuthylazine Metabolite CGA 324007 (LM5)	$\mu\text{g/l}$	- $\pm$ -	0.135 $\pm$ 0.0405	-	-	-
Terbuthylazine Metabolite SYN 545666 (LM6)	$\mu\text{g/l}$	0.318 $\pm$ 0.0221	0.323 $\pm$ 0.0969	0.0318	102	0.03
Terbuthylazine Metabolite SYN 546009 (LM3)	$\mu\text{g/l}$	- $\pm$ -	- $\pm$ -	-	-	-
Terbutryn	$\mu\text{g/l}$	0.172 $\pm$ 0.00582	0.165 $\pm$ 0.0495	0.0172	96	-0.07
Tritosulfuron	$\mu\text{g/l}$	- $\pm$ -	0.923 $\pm$ 0.2769	-	-	-



## Sample: H003A

Parameter	Unit	Assigned $\pm$ U (k=2) value	Result $\pm$ U	Criterion	Recovery [%]	z-Score
2,4,5-Trichlorophenoxyacetic acid	$\mu\text{g/l}$	0.153 $\pm$ 0.0114	- $\pm$ -	0.0275	-	-
2,4-D (2,4-Dichlorphenoxyaceticacid)	$\mu\text{g/l}$	0.734 $\pm$ 0.0275	0.686 $\pm$ 0.206	0.103	93.5	-0.47
2,6-Dichlorobenzamide	$\mu\text{g/l}$	0.217 $\pm$ 0.00924	0.177 $\pm$ 0.053	0.0325	81.7	-1.22
Alachlor	$\mu\text{g/l}$	0.106 $\pm$ 0.00457	- $\pm$ -	0.0127	-	-
Alachlor-t-acid (Alachlor-OA)	$\mu\text{g/l}$	0.935 $\pm$ 0.057	- $\pm$ -	0.14	-	-
Alachlor-t-sulfonic acid (Alachlor-ESA)	$\mu\text{g/l}$	0.291 $\pm$ 0.0115	- $\pm$ -	0.0378	-	-
AMPA	$\mu\text{g/l}$	1 $\pm$ 0.0378	- $\pm$ -	0.13	-	-
Atrazine	$\mu\text{g/l}$	0.153 $\pm$ 0.00407	0.15 $\pm$ 0.045	0.0168	98.3	-0.16
Atrazine-desethyl	$\mu\text{g/l}$	0.594 $\pm$ 0.0215	0.548 $\pm$ 0.165	0.0712	92.3	-0.64
Atrazine-desethyl-desisopropyl	$\mu\text{g/l}$	0.166 $\pm$ 0.0155	0.166 $\pm$ 0.05	0.0515	100	0.00
Atrazine-desisopropyl	$\mu\text{g/l}$	0.245 $\pm$ 0.0211	0.211 $\pm$ 0.063	0.0441	86.1	-0.77
Bentazone	$\mu\text{g/l}$	0.166 $\pm$ 0.00606	0.145 $\pm$ 0.044	0.0248	87.5	-0.83
Chloridazon-desphenyl	$\mu\text{g/l}$	0.129 $\pm$ 0.00676	0.117 $\pm$ 0.035	0.0142	90.7	-0.85
Chlorothalonil-4-hydroxy	$\mu\text{g/l}$	- $\pm$ -	0.247 $\pm$ 0.074	-	-	-
Chlorothalonil Metabolite R417888 (Chlorothalonil-ESA)	$\mu\text{g/l}$	0.0798 $\pm$ 0.00395	0.067 $\pm$ 0.02	0.016	84	-0.80
Chlorothalonil Metabolite R471811	$\mu\text{g/l}$	0.187 $\pm$ 0.0395	0.075 $\pm$ 0.023	0.0655	40.1	-1.71
Chlorothalonil Metabolite R611965 (3-carbamyl-2,4,5-trichlorobenzoic acid)	$\mu\text{g/l}$	- $\pm$ -	- $\pm$ -	-	-	-
Chlorothalonil Metabolite R611968	$\mu\text{g/l}$	- $\pm$ -	- $\pm$ -	-	-	-
Chlorothalonil Metabolite SYN507900	$\mu\text{g/l}$	- $\pm$ -	- $\pm$ -	-	-	-
Chlorothalonil Metabolite SYN548580	$\mu\text{g/l}$	- $\pm$ -	- $\pm$ -	-	-	-
Chlorothalonil Metabolite SYN548581	$\mu\text{g/l}$	- $\pm$ -	- $\pm$ -	-	-	-
Clopyralid	$\mu\text{g/l}$	0.24 $\pm$ 0.0285	0.237 $\pm$ 0.071	0.048	98.8	-0.06
Cyanazine	$\mu\text{g/l}$	0.167 $\pm$ 0.00751	0.169 $\pm$ 0.051	0.0234	101	0.09

Parameter	Unit	Assigned $\pm$ U (k=2) value	Result $\pm$ U	Criterion	Recovery [%]	z-Score
Dicamba	$\mu\text{g/l}$	- $\pm$ -	- $\pm$ -	-	-	-
Dichlorprop	$\mu\text{g/l}$	0.553 $\pm$ 0.0349	0.439 $\pm$ 0.132	0.0664	79.3	-1.72
Dimethachlor ethane sulfonic acid (CGA 354742, Dimethachlor-ESA)	$\mu\text{g/l}$	0.233 $\pm$ 0.0174	0.163 $\pm$ 0.049	0.0465	70.1	-1.50
Dimethachlor Metabolite - CGA 369873	$\mu\text{g/l}$	0.144 $\pm$ 0.00926	- $\pm$ -	0.0288	-	-
Dimethachlor Metabolite - CGA 373464 (acetic acid methyl ester)	$\mu\text{g/l}$	- $\pm$ -	- $\pm$ -	-	-	-
Dimethachlor Metabolite - CGA 373464 (free acid)	$\mu\text{g/l}$	- $\pm$ -	- $\pm$ -	-	-	-
Dimethachlor oxalamic acid (CGA 50266, Dimethachlor-OA)	$\mu\text{g/l}$	0.43 $\pm$ 0.0555	0.341 $\pm$ 0.102	0.099	79.2	-0.90
Glufosinate	$\mu\text{g/l}$	- $\pm$ -	- $\pm$ -	-	-	-
Glufosinate metabolite MPPA	$\mu\text{g/l}$	- $\pm$ -	- $\pm$ -	-	-	-
Glyphosate	$\mu\text{g/l}$	0.411 $\pm$ 0.0171	- $\pm$ -	0.0821	-	-
Metazachlor	$\mu\text{g/l}$	0.161 $\pm$ 0.00743	- $\pm$ -	0.0193	-	-
Metolachlor	$\mu\text{g/l}$	0.176 $\pm$ 0.00384	0.183 $\pm$ 0.055	0.0264	104	0.26
Metribuzin	$\mu\text{g/l}$	0.781 $\pm$ 0.0333	0.602 $\pm$ 0.181	0.0781	77.1	-2.29
Nicosulfuron	$\mu\text{g/l}$	0.286 $\pm$ 0.0712	0.164 $\pm$ 0.049	0.111	57.4	-1.09
Prometryn	$\mu\text{g/l}$	0.429 $\pm$ 0.0169	- $\pm$ -	0.0558	-	-
Propazine	$\mu\text{g/l}$	0.229 $\pm$ 0.00751	0.227 $\pm$ 0.068	0.0297	99.2	-0.06
s-Metolachlor Metabolite CGA 368208	$\mu\text{g/l}$	0.421 $\pm$ 0.0406	- $\pm$ -	0.059	-	-
s-Metolachlor Metabolite NOA 413173	$\mu\text{g/l}$	0.176 $\pm$ 0.0206	- $\pm$ -	0.0353	-	-
Sebuthylazine	$\mu\text{g/l}$	- $\pm$ -	- $\pm$ -	-	-	-
Simazine	$\mu\text{g/l}$	0.174 $\pm$ 0.00425	0.161 $\pm$ 0.048	0.0191	92.5	-0.68
Terbuthylazine	$\mu\text{g/l}$	0.562 $\pm$ 0.0151	0.572 $\pm$ 0.171	0.0618	102	0.16
Terbuthylazine-desethyl	$\mu\text{g/l}$	0.274 $\pm$ 0.00994	0.247 $\pm$ 0.074	0.0301	90.2	-0.89
Terbuthylazine Metabolite CGA 324007 (LM5)	$\mu\text{g/l}$	- $\pm$ -	- $\pm$ -	-	-	-
Terbuthylazine Metabolite SYN 545666 (LM6)	$\mu\text{g/l}$	0.154 $\pm$ 0.0201	- $\pm$ -	0.0369	-	-

Summary of results Herbicides/pesticides - H003

Labcode: LC0007

Parameter	Unit	Assigned $\pm$ U (k=2) value	Result $\pm$ U	Criterion	Recovery [%]	z-Score
Terbutylazine Metabolite SYN 546009 (LM3)	$\mu\text{g/l}$	- $\pm$ -	- $\pm$ -	-	-	-
Terbutryn	$\mu\text{g/l}$	0.426 $\pm$ 0.0169	0.4 $\pm$ 0.12	0.0426	93.9	-0.61
Tritosulfuron	$\mu\text{g/l}$	- $\pm$ -	- $\pm$ -	-	-	-

Sample: H003B

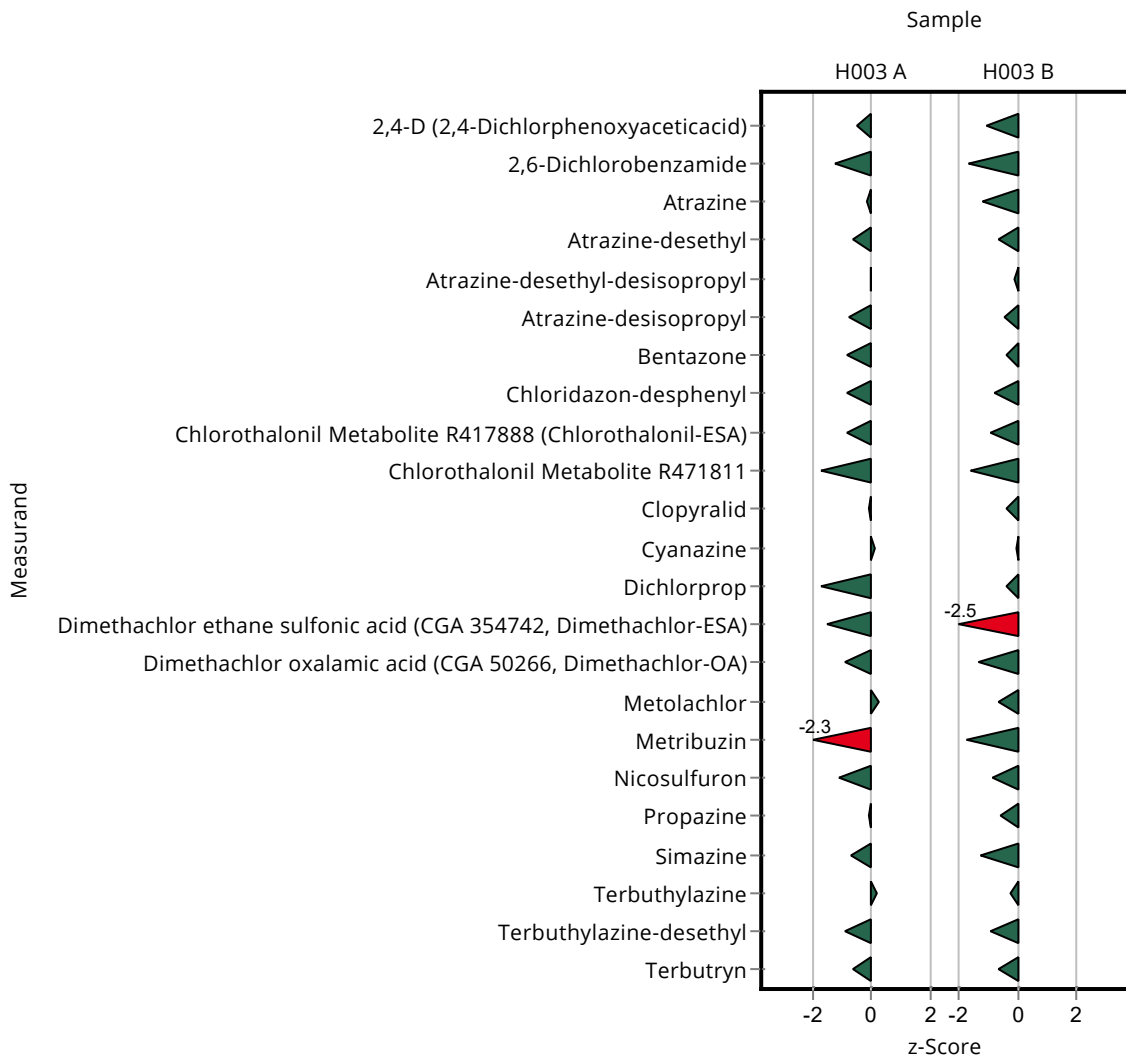
Parameter	Unit	Assigned $\pm$ U (k=2) value	Result $\pm$ U	Criterion	Recovery [%]	z-Score
2,4,5-Trichlorophenoxyacetic acid	$\mu\text{g/l}$	0.341 $\pm$ 0.0365	- $\pm$ -	0.0615	-	-
2,4-D (2,4-Dichlorophenoxyacetic acid)	$\mu\text{g/l}$	0.348 $\pm$ 0.0129	0.297 $\pm$ 0.089	0.0487	85.3	-1.05
2,6-Dichlorobenzamide	$\mu\text{g/l}$	0.437 $\pm$ 0.017	0.325 $\pm$ 0.098	0.0655	74.4	-1.70
Alachlor	$\mu\text{g/l}$	0.487 $\pm$ 0.0145	- $\pm$ -	0.0585	-	-
Alachlor-t-acid (Alachlor-OA)	$\mu\text{g/l}$	0.185 $\pm$ 0.0171	- $\pm$ -	0.0278	-	-
Alachlor-t-sulfonic acid (Alachlor-ESA)	$\mu\text{g/l}$	0.29 $\pm$ 0.0395	- $\pm$ -	0.0608	-	-
AMPA	$\mu\text{g/l}$	0.562 $\pm$ 0.0415	- $\pm$ -	0.073	-	-
Atrazine	$\mu\text{g/l}$	0.658 $\pm$ 0.0171	0.569 $\pm$ 0.171	0.0724	86.5	-1.23
Atrazine-desethyl	$\mu\text{g/l}$	0.275 $\pm$ 0.0128	0.253 $\pm$ 0.076	0.033	92	-0.66
Atrazine-desethyl-desisopropyl	$\mu\text{g/l}$	0.423 $\pm$ 0.0502	0.411 $\pm$ 0.123	0.131	97.2	-0.09
Atrazine-desisopropyl	$\mu\text{g/l}$	0.242 $\pm$ 0.0176	0.225 $\pm$ 0.068	0.0387	93.1	-0.43
Bentazone	$\mu\text{g/l}$	0.735 $\pm$ 0.0273	0.688 $\pm$ 0.206	0.11	93.6	-0.43
Chloridazon-desphenyl	$\mu\text{g/l}$	0.245 $\pm$ 0.0118	0.223 $\pm$ 0.067	0.0269	91.1	-0.81
Chlorothalonil-4-hydroxy	$\mu\text{g/l}$	- $\pm$ -	0.406 $\pm$ 0.122	-	-	-
Chlorothalonil Metabolite R417888 (Chlorothalonil-ESA)	$\mu\text{g/l}$	0.423 $\pm$ 0.0247	0.341 $\pm$ 0.102	0.0845	80.7	-0.97
Chlorothalonil Metabolite R471811	$\mu\text{g/l}$	0.644 $\pm$ 0.0996	0.369 $\pm$ 0.111	0.167	57.3	-1.64
Chlorothalonil Metabolite R611965 (3-carbamyl-2,4,5-trichlorobenzoic acid)	$\mu\text{g/l}$	- $\pm$ -	- $\pm$ -	-	-	-
Chlorothalonil Metabolite R611968	$\mu\text{g/l}$	- $\pm$ -	- $\pm$ -	-	-	-

Parameter	Unit	Assigned $\pm$ U (k=2) value	Result $\pm$ U	Criterion	Recovery [%]	z-Score
Chlorothalonil Metabolite SYN507900	$\mu\text{g/l}$	- $\pm$ -	- $\pm$ -	-	-	-
Chlorothalonil Metabolite SYN548580	$\mu\text{g/l}$	- $\pm$ -	- $\pm$ -	-	-	-
Chlorothalonil Metabolite SYN548581	$\mu\text{g/l}$	- $\pm$ -	- $\pm$ -	-	-	-
Clopyralid	$\mu\text{g/l}$	0.503 $\pm$ 0.059	0.46 $\pm$ 0.138	0.101	91.5	-0.42
Cyanazine	$\mu\text{g/l}$	0.441 $\pm$ 0.0221	0.438 $\pm$ 0.131	0.0618	99.3	-0.05
Dicamba	$\mu\text{g/l}$	- $\pm$ -	- $\pm$ -	-	-	-
Dichlorprop	$\mu\text{g/l}$	0.295 $\pm$ 0.0109	0.28 $\pm$ 0.084	0.0354	95	-0.42
Dimethachlor ethane sulfonic acid (CGA 354742, Dimethachlor-ESA)	$\mu\text{g/l}$	0.112 $\pm$ 0.00608	0.055 $\pm$ 0.017	0.0224	49.1	-2.54
Dimethachlor Metabolite - CGA 369873	$\mu\text{g/l}$	0.308 $\pm$ 0.0189	- $\pm$ -	0.0617	-	-
Dimethachlor Metabolite - CGA 373464 (acetic acid methyl ester)	$\mu\text{g/l}$	- $\pm$ -	- $\pm$ -	-	-	-
Dimethachlor Metabolite - CGA 373464 (free acid)	$\mu\text{g/l}$	- $\pm$ -	- $\pm$ -	-	-	-
Dimethachlor oxalamic acid (CGA 50266, Dimethachlor-OA)	$\mu\text{g/l}$	0.449 $\pm$ 0.0607	0.305 $\pm$ 0.092	0.108	67.9	-1.34
Glufosinate	$\mu\text{g/l}$	- $\pm$ -	- $\pm$ -	-	-	-
Glufosinate metabolite MPPA	$\mu\text{g/l}$	- $\pm$ -	- $\pm$ -	-	-	-
Glyphosate	$\mu\text{g/l}$	0.854 $\pm$ 0.0484	- $\pm$ -	0.171	-	-
Metazachlor	$\mu\text{g/l}$	0.153 $\pm$ 0.00654	- $\pm$ -	0.0184	-	-
Metolachlor	$\mu\text{g/l}$	0.385 $\pm$ 0.00907	0.346 $\pm$ 0.104	0.0578	89.8	-0.68
Metribuzin	$\mu\text{g/l}$	0.374 $\pm$ 0.0099	0.308 $\pm$ 0.093	0.0374	82.5	-1.75
Nicosulfuron	$\mu\text{g/l}$	0.88 $\pm$ 0.0652	0.691 $\pm$ 0.207	0.22	78.5	-0.86
Prometryn	$\mu\text{g/l}$	0.164 $\pm$ 0.00618	- $\pm$ -	0.0213	-	-
Propazine	$\mu\text{g/l}$	0.108 $\pm$ 0.0054	0.1 $\pm$ 0.03	0.014	92.7	-0.57
s-Metolachlor Metabolite CGA 368208	$\mu\text{g/l}$	0.182 $\pm$ 0.00883	- $\pm$ -	0.0182	-	-
s-Metolachlor Metabolite NOA 413173	$\mu\text{g/l}$	0.496 $\pm$ 0.0472	- $\pm$ -	0.0843	-	-

Summary of results Herbicides/pesticides - H003

Labcode: LC0007

Parameter	Unit	Assigned $\pm$ U (k=2) value	Result $\pm$ U	Criterion	Recovery [%]	z-Score
Sebuthylazine	$\mu\text{g/l}$	0.695 $\pm$ 0.0268	- $\pm$ -	0.0647	-	-
Simazine	$\mu\text{g/l}$	0.35 $\pm$ 0.0116	0.301 $\pm$ 0.09	0.0385	85.9	-1.28
Terbuthylazine	$\mu\text{g/l}$	0.266 $\pm$ 0.00731	0.258 $\pm$ 0.077	0.0293	96.8	-0.29
Terbuthylazine-desethyl	$\mu\text{g/l}$	0.546 $\pm$ 0.0206	0.489 $\pm$ 0.147	0.06	89.6	-0.94
Terbuthylazine Metabolite CGA 324007 (LM5)	$\mu\text{g/l}$	- $\pm$ -	- $\pm$ -	-	-	-
Terbuthylazine Metabolite SYN 545666 (LM6)	$\mu\text{g/l}$	0.318 $\pm$ 0.0221	- $\pm$ -	0.0318	-	-
Terbuthylazine Metabolite SYN 546009 (LM3)	$\mu\text{g/l}$	- $\pm$ -	- $\pm$ -	-	-	-
Terbutryn	$\mu\text{g/l}$	0.172 $\pm$ 0.00582	0.16 $\pm$ 0.048	0.0172	93.1	-0.69
Tritosulfuron	$\mu\text{g/l}$	- $\pm$ -	- $\pm$ -	-	-	-



## Sample: H003A

Parameter	Unit	Assigned $\pm$ U (k=2) value	Result $\pm$ U	Criterion	Recovery [%]	En-Score
2,4,5-Trichlorophenoxyacetic acid	$\mu\text{g/l}$	0.153 $\pm$ 0.0114	- $\pm$ -	0.0275	-	-
2,4-D (2,4-Dichlorphenoxyaceticacid)	$\mu\text{g/l}$	0.734 $\pm$ 0.0275	0.686 $\pm$ 0.206	0.103	93.5	-0.12
2,6-Dichlorobenzamide	$\mu\text{g/l}$	0.217 $\pm$ 0.00924	0.177 $\pm$ 0.053	0.0325	81.7	-0.37
Alachlor	$\mu\text{g/l}$	0.106 $\pm$ 0.00457	- $\pm$ -	0.0127	-	-
Alachlor-t-acid (Alachlor-OA)	$\mu\text{g/l}$	0.935 $\pm$ 0.057	- $\pm$ -	0.14	-	-
Alachlor-t-sulfonic acid (Alachlor-ESA)	$\mu\text{g/l}$	0.291 $\pm$ 0.0115	- $\pm$ -	0.0378	-	-
AMPA	$\mu\text{g/l}$	1 $\pm$ 0.0378	- $\pm$ -	0.13	-	-
Atrazine	$\mu\text{g/l}$	0.153 $\pm$ 0.00407	0.15 $\pm$ 0.045	0.0168	98.3	-0.03
Atrazine-desethyl	$\mu\text{g/l}$	0.594 $\pm$ 0.0215	0.548 $\pm$ 0.165	0.0712	92.3	-0.14
Atrazine-desethyl-desisopropyl	$\mu\text{g/l}$	0.166 $\pm$ 0.0155	0.166 $\pm$ 0.05	0.0515	100	0.00
Atrazine-desisopropyl	$\mu\text{g/l}$	0.245 $\pm$ 0.0211	0.211 $\pm$ 0.063	0.0441	86.1	-0.27
Bentazone	$\mu\text{g/l}$	0.166 $\pm$ 0.00606	0.145 $\pm$ 0.044	0.0248	87.5	-0.23
Chloridazon-desphenyl	$\mu\text{g/l}$	0.129 $\pm$ 0.00676	0.117 $\pm$ 0.035	0.0142	90.7	-0.17
Chlorothalonil-4-hydroxy	$\mu\text{g/l}$	- $\pm$ -	0.247 $\pm$ 0.074	-	-	-
Chlorothalonil Metabolite R417888 (Chlorothalonil-ESA)	$\mu\text{g/l}$	0.0798 $\pm$ 0.00395	0.067 $\pm$ 0.02	0.016	84	-0.32
Chlorothalonil Metabolite R471811	$\mu\text{g/l}$	0.187 $\pm$ 0.0395	0.075 $\pm$ 0.023	0.0655	40.1	-1.85
Chlorothalonil Metabolite R611965 (3-carbamyl-2,4,5-trichlorobenzoic acid)	$\mu\text{g/l}$	- $\pm$ -	- $\pm$ -	-	-	-
Chlorothalonil Metabolite R611968	$\mu\text{g/l}$	- $\pm$ -	- $\pm$ -	-	-	-
Chlorothalonil Metabolite SYN507900	$\mu\text{g/l}$	- $\pm$ -	- $\pm$ -	-	-	-
Chlorothalonil Metabolite SYN548580	$\mu\text{g/l}$	- $\pm$ -	- $\pm$ -	-	-	-
Chlorothalonil Metabolite SYN548581	$\mu\text{g/l}$	- $\pm$ -	- $\pm$ -	-	-	-
Clopyralid	$\mu\text{g/l}$	0.24 $\pm$ 0.0285	0.237 $\pm$ 0.071	0.048	98.8	-0.02
Cyanazine	$\mu\text{g/l}$	0.167 $\pm$ 0.00751	0.169 $\pm$ 0.051	0.0234	101	0.02

Parameter	Unit	Assigned $\pm$ U (k=2) value	Result $\pm$ U	Criterion	Recovery [%]	En-Score
Dicamba	$\mu\text{g/l}$	- $\pm$ -	- $\pm$ -	-	-	-
Dichlorprop	$\mu\text{g/l}$	0.553 $\pm$ 0.0349	0.439 $\pm$ 0.132	0.0664	79.3	-0.43
Dimethachlor ethane sulfonic acid (CGA 354742, Dimethachlor-ESA)	$\mu\text{g/l}$	0.233 $\pm$ 0.0174	0.163 $\pm$ 0.049	0.0465	70.1	-0.70
Dimethachlor Metabolite - CGA 369873	$\mu\text{g/l}$	0.144 $\pm$ 0.00926	- $\pm$ -	0.0288	-	-
Dimethachlor Metabolite - CGA 373464 (acetic acid methyl ester)	$\mu\text{g/l}$	- $\pm$ -	- $\pm$ -	-	-	-
Dimethachlor Metabolite - CGA 373464 (free acid)	$\mu\text{g/l}$	- $\pm$ -	- $\pm$ -	-	-	-
Dimethachlor oxalamic acid (CGA 50266, Dimethachlor-OA)	$\mu\text{g/l}$	0.43 $\pm$ 0.0555	0.341 $\pm$ 0.102	0.099	79.2	-0.42
Glufosinate	$\mu\text{g/l}$	- $\pm$ -	- $\pm$ -	-	-	-
Glufosinate metabolite MPPA	$\mu\text{g/l}$	- $\pm$ -	- $\pm$ -	-	-	-
Glyphosate	$\mu\text{g/l}$	0.411 $\pm$ 0.0171	- $\pm$ -	0.0821	-	-
Metazachlor	$\mu\text{g/l}$	0.161 $\pm$ 0.00743	- $\pm$ -	0.0193	-	-
Metolachlor	$\mu\text{g/l}$	0.176 $\pm$ 0.00384	0.183 $\pm$ 0.055	0.0264	104	0.06
Metribuzin	$\mu\text{g/l}$	0.781 $\pm$ 0.0333	0.602 $\pm$ 0.181	0.0781	77.1	-0.49
Nicosulfuron	$\mu\text{g/l}$	0.286 $\pm$ 0.0712	0.164 $\pm$ 0.049	0.111	57.4	-1.00
Prometryn	$\mu\text{g/l}$	0.429 $\pm$ 0.0169	- $\pm$ -	0.0558	-	-
Propazine	$\mu\text{g/l}$	0.229 $\pm$ 0.00751	0.227 $\pm$ 0.068	0.0297	99.2	-0.01
s-Metolachlor Metabolite CGA 368208	$\mu\text{g/l}$	0.421 $\pm$ 0.0406	- $\pm$ -	0.059	-	-
s-Metolachlor Metabolite NOA 413173	$\mu\text{g/l}$	0.176 $\pm$ 0.0206	- $\pm$ -	0.0353	-	-
Sebuthylazine	$\mu\text{g/l}$	- $\pm$ -	- $\pm$ -	-	-	-
Simazine	$\mu\text{g/l}$	0.174 $\pm$ 0.00425	0.161 $\pm$ 0.048	0.0191	92.5	-0.14
Terbuthylazine	$\mu\text{g/l}$	0.562 $\pm$ 0.0151	0.572 $\pm$ 0.171	0.0618	102	0.03
Terbuthylazine-desethyl	$\mu\text{g/l}$	0.274 $\pm$ 0.00994	0.247 $\pm$ 0.074	0.0301	90.2	-0.18
Terbuthylazine Metabolite CGA 324007 (LM5)	$\mu\text{g/l}$	- $\pm$ -	- $\pm$ -	-	-	-
Terbuthylazine Metabolite SYN 545666 (LM6)	$\mu\text{g/l}$	0.154 $\pm$ 0.0201	- $\pm$ -	0.0369	-	-

Parameter	Unit	Assigned $\pm$ U (k=2) value	Result $\pm$ U	Criterion	Recovery [%]	En-Score
Terbutylazine Metabolite SYN 546009 (LM3)	$\mu\text{g/l}$	- $\pm$ -	- $\pm$ -	-	-	-
Terbutryn	$\mu\text{g/l}$	0.426 $\pm$ 0.0169	0.4 $\pm$ 0.12	0.0426	93.9	-0.11
Tritosulfuron	$\mu\text{g/l}$	- $\pm$ -	- $\pm$ -	-	-	-

## Sample: H003B

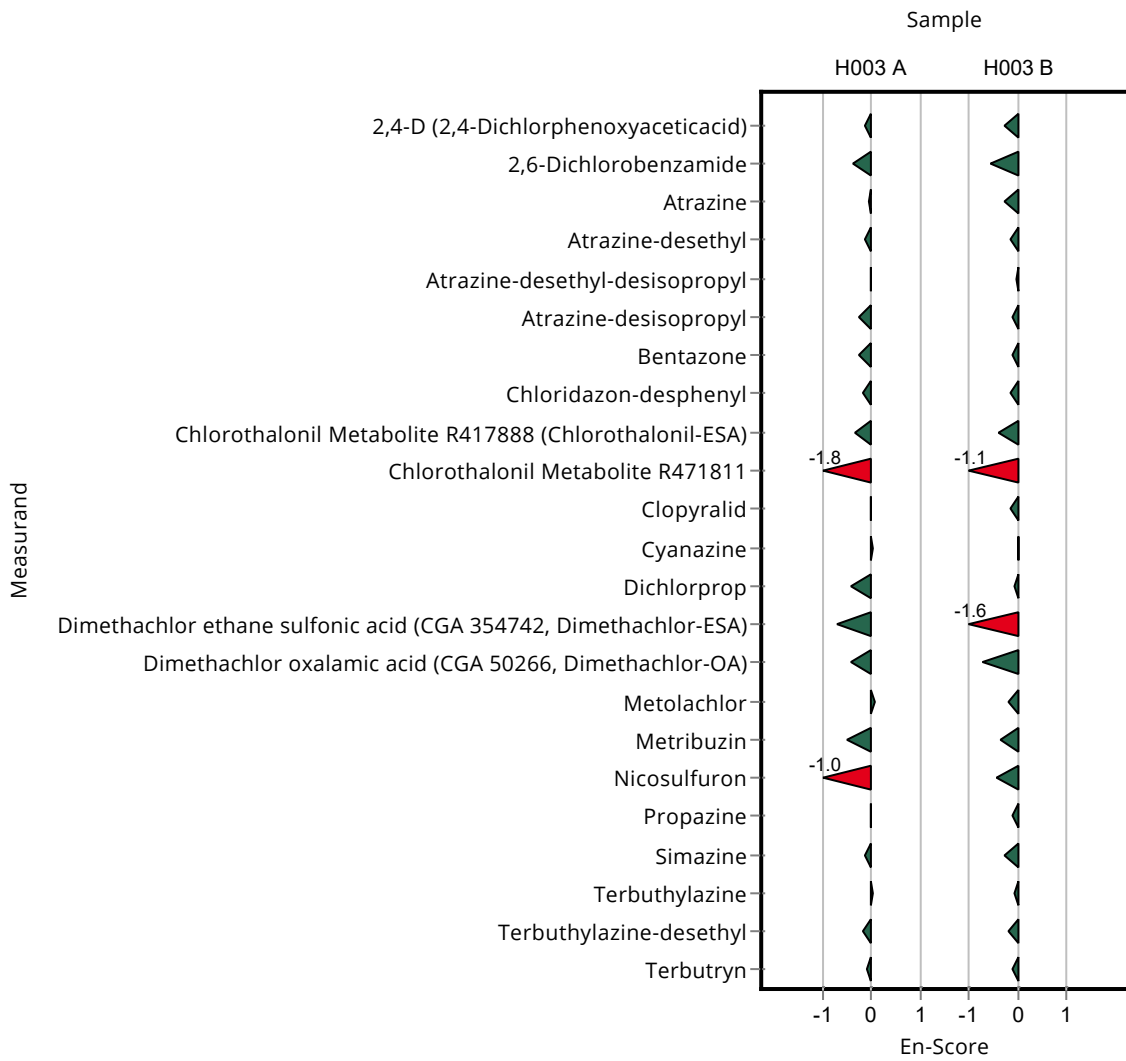
Parameter	Unit	Assigned $\pm$ U (k=2) value	Result $\pm$ U	Criterion	Recovery [%]	En-Score
2,4,5-Trichlorophenoxyacetic acid	$\mu\text{g/l}$	0.341 $\pm$ 0.0365	- $\pm$ -	0.0615	-	-
2,4-D (2,4-Dichlorophenoxyacetic acid)	$\mu\text{g/l}$	0.348 $\pm$ 0.0129	0.297 $\pm$ 0.089	0.0487	85.3	-0.29
2,6-Dichlorobenzamide	$\mu\text{g/l}$	0.437 $\pm$ 0.017	0.325 $\pm$ 0.098	0.0655	74.4	-0.57
Alachlor	$\mu\text{g/l}$	0.487 $\pm$ 0.0145	- $\pm$ -	0.0585	-	-
Alachlor-t-acid (Alachlor-OA)	$\mu\text{g/l}$	0.185 $\pm$ 0.0171	- $\pm$ -	0.0278	-	-
Alachlor-t-sulfonic acid (Alachlor-ESA)	$\mu\text{g/l}$	0.29 $\pm$ 0.0395	- $\pm$ -	0.0608	-	-
AMPA	$\mu\text{g/l}$	0.562 $\pm$ 0.0415	- $\pm$ -	0.073	-	-
Atrazine	$\mu\text{g/l}$	0.658 $\pm$ 0.0171	0.569 $\pm$ 0.171	0.0724	86.5	-0.26
Atrazine-desethyl	$\mu\text{g/l}$	0.275 $\pm$ 0.0128	0.253 $\pm$ 0.076	0.033	92	-0.14
Atrazine-desethyl-desisopropyl	$\mu\text{g/l}$	0.423 $\pm$ 0.0502	0.411 $\pm$ 0.123	0.131	97.2	-0.05
Atrazine-desisopropyl	$\mu\text{g/l}$	0.242 $\pm$ 0.0176	0.225 $\pm$ 0.068	0.0387	93.1	-0.12
Bentazone	$\mu\text{g/l}$	0.735 $\pm$ 0.0273	0.688 $\pm$ 0.206	0.11	93.6	-0.11
Chloridazon-desphenyl	$\mu\text{g/l}$	0.245 $\pm$ 0.0118	0.223 $\pm$ 0.067	0.0269	91.1	-0.16
Chlorothalonil-4-hydroxy	$\mu\text{g/l}$	- $\pm$ -	0.406 $\pm$ 0.122	-	-	-
Chlorothalonil Metabolite R417888 (Chlorothalonil-ESA)	$\mu\text{g/l}$	0.423 $\pm$ 0.0247	0.341 $\pm$ 0.102	0.0845	80.7	-0.40
Chlorothalonil Metabolite R471811	$\mu\text{g/l}$	0.644 $\pm$ 0.0996	0.369 $\pm$ 0.111	0.167	57.3	-1.13
Chlorothalonil Metabolite R611965 (3-carbamyl-2,4,5-trichlorobenzoic acid)	$\mu\text{g/l}$	- $\pm$ -	- $\pm$ -	-	-	-
Chlorothalonil Metabolite R611968	$\mu\text{g/l}$	- $\pm$ -	- $\pm$ -	-	-	-

Parameter	Unit	Assigned $\pm$ U (k=2) value	Result $\pm$ U	Criterion	Recovery [%]	En-Score
Chlorothalonil Metabolite SYN507900	$\mu\text{g/l}$	- $\pm$ -	- $\pm$ -	-	-	-
Chlorothalonil Metabolite SYN548580	$\mu\text{g/l}$	- $\pm$ -	- $\pm$ -	-	-	-
Chlorothalonil Metabolite SYN548581	$\mu\text{g/l}$	- $\pm$ -	- $\pm$ -	-	-	-
Clopyralid	$\mu\text{g/l}$	0.503 $\pm$ 0.059	0.46 $\pm$ 0.138	0.101	91.5	-0.15
Cyanazine	$\mu\text{g/l}$	0.441 $\pm$ 0.0221	0.438 $\pm$ 0.131	0.0618	99.3	-0.01
Dicamba	$\mu\text{g/l}$	- $\pm$ -	- $\pm$ -	-	-	-
Dichlorprop	$\mu\text{g/l}$	0.295 $\pm$ 0.0109	0.28 $\pm$ 0.084	0.0354	95	-0.09
Dimethachlor ethane sulfonic acid (CGA 354742, Dimethachlor-ESA)	$\mu\text{g/l}$	0.112 $\pm$ 0.00608	0.055 $\pm$ 0.017	0.0224	49.1	-1.65
Dimethachlor Metabolite - CGA 369873	$\mu\text{g/l}$	0.308 $\pm$ 0.0189	- $\pm$ -	0.0617	-	-
Dimethachlor Metabolite - CGA 373464 (acetic acid methyl ester)	$\mu\text{g/l}$	- $\pm$ -	- $\pm$ -	-	-	-
Dimethachlor Metabolite - CGA 373464 (free acid)	$\mu\text{g/l}$	- $\pm$ -	- $\pm$ -	-	-	-
Dimethachlor oxalamic acid (CGA 50266, Dimethachlor-OA)	$\mu\text{g/l}$	0.449 $\pm$ 0.0607	0.305 $\pm$ 0.092	0.108	67.9	-0.74
Glufosinate	$\mu\text{g/l}$	- $\pm$ -	- $\pm$ -	-	-	-
Glufosinate metabolite MPPA	$\mu\text{g/l}$	- $\pm$ -	- $\pm$ -	-	-	-
Glyphosate	$\mu\text{g/l}$	0.854 $\pm$ 0.0484	- $\pm$ -	0.171	-	-
Metazachlor	$\mu\text{g/l}$	0.153 $\pm$ 0.00654	- $\pm$ -	0.0184	-	-
Metolachlor	$\mu\text{g/l}$	0.385 $\pm$ 0.00907	0.346 $\pm$ 0.104	0.0578	89.8	-0.19
Metribuzin	$\mu\text{g/l}$	0.374 $\pm$ 0.0099	0.308 $\pm$ 0.093	0.0374	82.5	-0.35
Nicosulfuron	$\mu\text{g/l}$	0.88 $\pm$ 0.0652	0.691 $\pm$ 0.207	0.22	78.5	-0.45
Prometryn	$\mu\text{g/l}$	0.164 $\pm$ 0.00618	- $\pm$ -	0.0213	-	-
Propazine	$\mu\text{g/l}$	0.108 $\pm$ 0.0054	0.1 $\pm$ 0.03	0.014	92.7	-0.13
s-Metolachlor Metabolite CGA 368208	$\mu\text{g/l}$	0.182 $\pm$ 0.00883	- $\pm$ -	0.0182	-	-
s-Metolachlor Metabolite NOA 413173	$\mu\text{g/l}$	0.496 $\pm$ 0.0472	- $\pm$ -	0.0843	-	-

Summary of results Herbicides/pesticides - H003 - En-Score

Labcode: LC0007

Parameter	Unit	Assigned $\pm$ U (k=2) value	Result $\pm$ U	Criterion	Recovery [%]	En- Score
Sebuthylazine	$\mu\text{g/l}$	0.695 $\pm$ 0.0268	- $\pm$ -	0.0647	-	-
Simazine	$\mu\text{g/l}$	0.35 $\pm$ 0.0116	0.301 $\pm$ 0.09	0.0385	85.9	-0.27
Terbuthylazine	$\mu\text{g/l}$	0.266 $\pm$ 0.00731	0.258 $\pm$ 0.077	0.0293	96.8	-0.05
Terbuthylazine-desethyl	$\mu\text{g/l}$	0.546 $\pm$ 0.0206	0.489 $\pm$ 0.147	0.06	89.6	-0.19
Terbuthylazine Metabolite CGA 324007 (LM5)	$\mu\text{g/l}$	- $\pm$ -	- $\pm$ -	-	-	-
Terbuthylazine Metabolite SYN 545666 (LM6)	$\mu\text{g/l}$	0.318 $\pm$ 0.0221	- $\pm$ -	0.0318	-	-
Terbuthylazine Metabolite SYN 546009 (LM3)	$\mu\text{g/l}$	- $\pm$ -	- $\pm$ -	-	-	-
Terbutryn	$\mu\text{g/l}$	0.172 $\pm$ 0.00582	0.16 $\pm$ 0.048	0.0172	93.1	-0.12
Tritosulfuron	$\mu\text{g/l}$	- $\pm$ -	- $\pm$ -	-	-	-



Sample: H003A

Parameter	Unit	Assigned $\pm$ U (k=2) value	Result $\pm$ U	Criterion	Recovery [%]	z-Score
2,4,5-Trichlorophenoxyacetic acid	$\mu\text{g/l}$	0.153 $\pm$ 0.0114	- $\pm$ -	0.0275	-	-
2,4-D (2,4-Dichlorphenoxyaceticacid)	$\mu\text{g/l}$	0.734 $\pm$ 0.0275	- $\pm$ -	0.103	-	-
2,6-Dichlorobenzamide	$\mu\text{g/l}$	0.217 $\pm$ 0.00924	0.218 $\pm$ 0.076	0.0325	101	0.04
Alachlor	$\mu\text{g/l}$	0.106 $\pm$ 0.00457	0.104 $\pm$ 0.036	0.0127	98	-0.16
Alachlor-t-acid (Alachlor-OA)	$\mu\text{g/l}$	0.935 $\pm$ 0.057	- $\pm$ -	0.14	-	-
Alachlor-t-sulfonic acid (Alachlor-ESA)	$\mu\text{g/l}$	0.291 $\pm$ 0.0115	- $\pm$ -	0.0378	-	-
AMPA	$\mu\text{g/l}$	1 $\pm$ 0.0378	- $\pm$ -	0.13	-	-
Atrazine	$\mu\text{g/l}$	0.153 $\pm$ 0.00407	0.146 $\pm$ 0.051	0.0168	95.7	-0.40
Atrazine-desethyl	$\mu\text{g/l}$	0.594 $\pm$ 0.0215	0.579 $\pm$ 0.2	0.0712	97.5	-0.20
Atrazine-desethyl-desisopropyl	$\mu\text{g/l}$	0.166 $\pm$ 0.0155	- $\pm$ -	0.0515	-	-
Atrazine-desisopropyl	$\mu\text{g/l}$	0.245 $\pm$ 0.0211	0.238 $\pm$ 0.083	0.0441	97.1	-0.16
Bentazone	$\mu\text{g/l}$	0.166 $\pm$ 0.00606	- $\pm$ -	0.0248	-	-
Chloridazon-desphenyl	$\mu\text{g/l}$	0.129 $\pm$ 0.00676	- $\pm$ -	0.0142	-	-
Chlorothalonil-4-hydroxy	$\mu\text{g/l}$	- $\pm$ -	- $\pm$ -	-	-	-
Chlorothalonil Metabolite R417888 (Chlorothalonil-ESA)	$\mu\text{g/l}$	0.0798 $\pm$ 0.00395	- $\pm$ -	0.016	-	-
Chlorothalonil Metabolite R471811	$\mu\text{g/l}$	0.187 $\pm$ 0.0395	- $\pm$ -	0.0655	-	-
Chlorothalonil Metabolite R611965 (3-carbamyl-2,4,5-trichlorobenzoic acid)	$\mu\text{g/l}$	- $\pm$ -	- $\pm$ -	-	-	-
Chlorothalonil Metabolite R611968	$\mu\text{g/l}$	- $\pm$ -	- $\pm$ -	-	-	-
Chlorothalonil Metabolite SYN507900	$\mu\text{g/l}$	- $\pm$ -	- $\pm$ -	-	-	-
Chlorothalonil Metabolite SYN548580	$\mu\text{g/l}$	- $\pm$ -	- $\pm$ -	-	-	-
Chlorothalonil Metabolite SYN548581	$\mu\text{g/l}$	- $\pm$ -	- $\pm$ -	-	-	-
Clopyralid	$\mu\text{g/l}$	0.24 $\pm$ 0.0285	- $\pm$ -	0.048	-	-
Cyanazine	$\mu\text{g/l}$	0.167 $\pm$ 0.00751	0.149 $\pm$ 0.052	0.0234	89.3	-0.76

Parameter	Unit	Assigned $\pm$ U (k=2) value	Result $\pm$ U	Criterion	Recovery [%]	z-Score
Dicamba	$\mu\text{g/l}$	- $\pm$ -	- $\pm$ -	-	-	-
Dichlorprop	$\mu\text{g/l}$	0.553 $\pm$ 0.0349	- $\pm$ -	0.0664	-	-
Dimethachlor ethane sulfonic acid (CGA 354742, Dimethachlor-ESA)	$\mu\text{g/l}$	0.233 $\pm$ 0.0174	- $\pm$ -	0.0465	-	-
Dimethachlor Metabolite - CGA 369873	$\mu\text{g/l}$	0.144 $\pm$ 0.00926	- $\pm$ -	0.0288	-	-
Dimethachlor Metabolite - CGA 373464 (acetic acid methyl ester)	$\mu\text{g/l}$	- $\pm$ -	- $\pm$ -	-	-	-
Dimethachlor Metabolite - CGA 373464 (free acid)	$\mu\text{g/l}$	- $\pm$ -	- $\pm$ -	-	-	-
Dimethachlor oxalamic acid (CGA 50266, Dimethachlor-OA)	$\mu\text{g/l}$	0.43 $\pm$ 0.0555	- $\pm$ -	0.099	-	-
Glufosinate	$\mu\text{g/l}$	- $\pm$ -	- $\pm$ -	-	-	-
Glufosinate metabolite MPPA	$\mu\text{g/l}$	- $\pm$ -	- $\pm$ -	-	-	-
Glyphosate	$\mu\text{g/l}$	0.411 $\pm$ 0.0171	- $\pm$ -	0.0821	-	-
Metazachlor	$\mu\text{g/l}$	0.161 $\pm$ 0.00743	0.155 $\pm$ 0.054	0.0193	96.2	-0.32
Metolachlor	$\mu\text{g/l}$	0.176 $\pm$ 0.00384	0.168 $\pm$ 0.059	0.0264	95.4	-0.30
Metribuzin	$\mu\text{g/l}$	0.781 $\pm$ 0.0333	- $\pm$ -	0.0781	-	-
Nicosulfuron	$\mu\text{g/l}$	0.286 $\pm$ 0.0712	- $\pm$ -	0.111	-	-
Prometryn	$\mu\text{g/l}$	0.429 $\pm$ 0.0169	0.413 $\pm$ 0.14	0.0558	96.2	-0.29
Propazine	$\mu\text{g/l}$	0.229 $\pm$ 0.00751	0.224 $\pm$ 0.078	0.0297	97.9	-0.16
s-Metolachlor Metabolite CGA 368208	$\mu\text{g/l}$	0.421 $\pm$ 0.0406	- $\pm$ -	0.059	-	-
s-Metolachlor Metabolite NOA 413173	$\mu\text{g/l}$	0.176 $\pm$ 0.0206	- $\pm$ -	0.0353	-	-
Sebuthylazine	$\mu\text{g/l}$	- $\pm$ -	<0.05 (LOQ) $\pm$ -	-	-	-
Simazine	$\mu\text{g/l}$	0.174 $\pm$ 0.00425	0.183 $\pm$ 0.064	0.0191	105	0.47
Terbuthylazine	$\mu\text{g/l}$	0.562 $\pm$ 0.0151	0.546 $\pm$ 0.19	0.0618	97.2	-0.26
Terbuthylazine-desethyl	$\mu\text{g/l}$	0.274 $\pm$ 0.00994	0.263 $\pm$ 0.092	0.0301	96	-0.36
Terbuthylazine Metabolite CGA 324007 (LM5)	$\mu\text{g/l}$	- $\pm$ -	- $\pm$ -	-	-	-
Terbuthylazine Metabolite SYN 545666 (LM6)	$\mu\text{g/l}$	0.154 $\pm$ 0.0201	- $\pm$ -	0.0369	-	-

Summary of results Herbicides/pesticides - H003

Labcode: LC0008

Parameter	Unit	Assigned $\pm$ U (k=2) value	Result $\pm$ U	Criterion	Recovery [%]	z-Score
Terbutylazine Metabolite SYN 546009 (LM3)	$\mu\text{g/l}$	- $\pm$ -	- $\pm$ -	-	-	-
Terbutryn	$\mu\text{g/l}$	0.426 $\pm$ 0.0169	0.381 $\pm$ 0.13	0.0426	89.4	-1.06
Tritosulfuron	$\mu\text{g/l}$	- $\pm$ -	- $\pm$ -	-	-	-

Sample: H003B

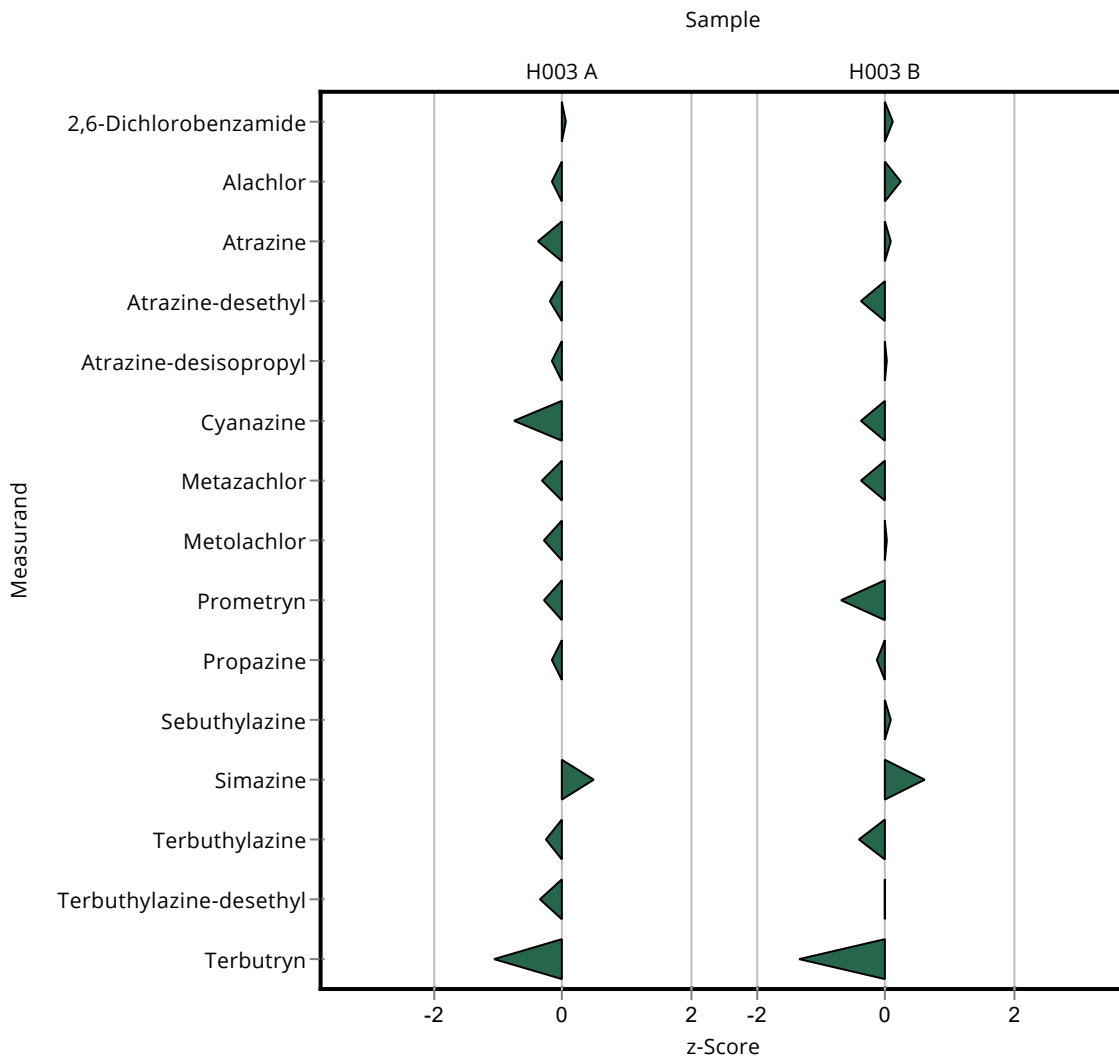
Parameter	Unit	Assigned $\pm$ U (k=2) value	Result $\pm$ U	Criterion	Recovery [%]	z-Score
2,4,5-Trichlorophenoxyacetic acid	$\mu\text{g/l}$	0.341 $\pm$ 0.0365	- $\pm$ -	0.0615	-	-
2,4-D (2,4-Dichlorophenoxyacetic acid)	$\mu\text{g/l}$	0.348 $\pm$ 0.0129	- $\pm$ -	0.0487	-	-
2,6-Dichlorobenzamide	$\mu\text{g/l}$	0.437 $\pm$ 0.017	0.444 $\pm$ 0.16	0.0655	102	0.11
Alachlor	$\mu\text{g/l}$	0.487 $\pm$ 0.0145	0.501 $\pm$ 0.18	0.0585	103	0.24
Alachlor-t-acid (Alachlor-OA)	$\mu\text{g/l}$	0.185 $\pm$ 0.0171	- $\pm$ -	0.0278	-	-
Alachlor-t-sulfonic acid (Alachlor-ESA)	$\mu\text{g/l}$	0.29 $\pm$ 0.0395	- $\pm$ -	0.0608	-	-
AMPA	$\mu\text{g/l}$	0.562 $\pm$ 0.0415	- $\pm$ -	0.073	-	-
Atrazine	$\mu\text{g/l}$	0.658 $\pm$ 0.0171	0.664 $\pm$ 0.23	0.0724	101	0.09
Atrazine-desethyl	$\mu\text{g/l}$	0.275 $\pm$ 0.0128	0.262 $\pm$ 0.092	0.033	95.3	-0.39
Atrazine-desethyl-desisopropyl	$\mu\text{g/l}$	0.423 $\pm$ 0.0502	- $\pm$ -	0.131	-	-
Atrazine-desisopropyl	$\mu\text{g/l}$	0.242 $\pm$ 0.0176	0.242 $\pm$ 0.085	0.0387	100	0.01
Bentazone	$\mu\text{g/l}$	0.735 $\pm$ 0.0273	- $\pm$ -	0.11	-	-
Chloridazon-desphenyl	$\mu\text{g/l}$	0.245 $\pm$ 0.0118	- $\pm$ -	0.0269	-	-
Chlorothalonil-4-hydroxy	$\mu\text{g/l}$	- $\pm$ -	- $\pm$ -	-	-	-
Chlorothalonil Metabolite R417888 (Chlorothalonil-ESA)	$\mu\text{g/l}$	0.423 $\pm$ 0.0247	- $\pm$ -	0.0845	-	-
Chlorothalonil Metabolite R471811	$\mu\text{g/l}$	0.644 $\pm$ 0.0996	- $\pm$ -	0.167	-	-
Chlorothalonil Metabolite R611965 (3-carbamyl-2,4,5-trichlorobenzoic acid)	$\mu\text{g/l}$	- $\pm$ -	- $\pm$ -	-	-	-
Chlorothalonil Metabolite R611968	$\mu\text{g/l}$	- $\pm$ -	- $\pm$ -	-	-	-

Parameter	Unit	Assigned $\pm$ U (k=2) value	Result $\pm$ U	Criterion	Recovery [%]	z-Score
Chlorothalonil Metabolite SYN507900	$\mu\text{g/l}$	- $\pm$ -	- $\pm$ -	-	-	-
Chlorothalonil Metabolite SYN548580	$\mu\text{g/l}$	- $\pm$ -	- $\pm$ -	-	-	-
Chlorothalonil Metabolite SYN548581	$\mu\text{g/l}$	- $\pm$ -	- $\pm$ -	-	-	-
Clopyralid	$\mu\text{g/l}$	0.503 $\pm$ 0.059	- $\pm$ -	0.101	-	-
Cyanazine	$\mu\text{g/l}$	0.441 $\pm$ 0.0221	0.417 $\pm$ 0.15	0.0618	94.5	-0.39
Dicamba	$\mu\text{g/l}$	- $\pm$ -	- $\pm$ -	-	-	-
Dichlorprop	$\mu\text{g/l}$	0.295 $\pm$ 0.0109	- $\pm$ -	0.0354	-	-
Dimethachlor ethane sulfonic acid (CGA 354742, Dimethachlor-ESA)	$\mu\text{g/l}$	0.112 $\pm$ 0.00608	- $\pm$ -	0.0224	-	-
Dimethachlor Metabolite - CGA 369873	$\mu\text{g/l}$	0.308 $\pm$ 0.0189	- $\pm$ -	0.0617	-	-
Dimethachlor Metabolite - CGA 373464 (acetic acid methyl ester)	$\mu\text{g/l}$	- $\pm$ -	- $\pm$ -	-	-	-
Dimethachlor Metabolite - CGA 373464 (free acid)	$\mu\text{g/l}$	- $\pm$ -	- $\pm$ -	-	-	-
Dimethachlor oxalamic acid (CGA 50266, Dimethachlor-OA)	$\mu\text{g/l}$	0.449 $\pm$ 0.0607	- $\pm$ -	0.108	-	-
Glufosinate	$\mu\text{g/l}$	- $\pm$ -	- $\pm$ -	-	-	-
Glufosinate metabolite MPPA	$\mu\text{g/l}$	- $\pm$ -	- $\pm$ -	-	-	-
Glyphosate	$\mu\text{g/l}$	0.854 $\pm$ 0.0484	- $\pm$ -	0.171	-	-
Metazachlor	$\mu\text{g/l}$	0.153 $\pm$ 0.00654	0.146 $\pm$ 0.051	0.0184	95.5	-0.38
Metolachlor	$\mu\text{g/l}$	0.385 $\pm$ 0.00907	0.386 $\pm$ 0.14	0.0578	100	0.01
Metribuzin	$\mu\text{g/l}$	0.374 $\pm$ 0.0099	- $\pm$ -	0.0374	-	-
Nicosulfuron	$\mu\text{g/l}$	0.88 $\pm$ 0.0652	- $\pm$ -	0.22	-	-
Prometryn	$\mu\text{g/l}$	0.164 $\pm$ 0.00618	0.149 $\pm$ 0.052	0.0213	91.1	-0.69
Propazine	$\mu\text{g/l}$	0.108 $\pm$ 0.0054	0.106 $\pm$ 0.037	0.014	98.2	-0.14
s-Metolachlor Metabolite CGA 368208	$\mu\text{g/l}$	0.182 $\pm$ 0.00883	- $\pm$ -	0.0182	-	-
s-Metolachlor Metabolite NOA 413173	$\mu\text{g/l}$	0.496 $\pm$ 0.0472	- $\pm$ -	0.0843	-	-

## Summary of results Herbicides/pesticides - H003

Labcode: LC0008

Parameter	Unit	Assigned $\pm$ U (k=2) value	Result $\pm$ U	Criterion	Recovery [%]	z-Score
Sebuthylazine	$\mu\text{g/l}$	0.695 $\pm$ 0.0268	0.701 $\pm$ 0.25	0.0647	101	0.09
Simazine	$\mu\text{g/l}$	0.35 $\pm$ 0.0116	0.374 $\pm$ 0.13	0.0385	107	0.61
Terbuthylazine	$\mu\text{g/l}$	0.266 $\pm$ 0.00731	0.254 $\pm$ 0.089	0.0293	95.3	-0.42
Terbuthylazine-desethyl	$\mu\text{g/l}$	0.546 $\pm$ 0.0206	0.545 $\pm$ 0.19	0.06	99.9	-0.01
Terbuthylazine Metabolite CGA 324007 (LM5)	$\mu\text{g/l}$	- $\pm$ -	- $\pm$ -	-	-	-
Terbuthylazine Metabolite SYN 545666 (LM6)	$\mu\text{g/l}$	0.318 $\pm$ 0.0221	- $\pm$ -	0.0318	-	-
Terbuthylazine Metabolite SYN 546009 (LM3)	$\mu\text{g/l}$	- $\pm$ -	- $\pm$ -	-	-	-
Terbutryn	$\mu\text{g/l}$	0.172 $\pm$ 0.00582	0.149 $\pm$ 0.052	0.0172	86.7	-1.33
Tritosulfuron	$\mu\text{g/l}$	- $\pm$ -	- $\pm$ -	-	-	-



## Sample: H003A

Parameter	Unit	Assigned $\pm$ U (k=2) value	Result $\pm$ U	Criterion	Recovery [%]	En-Score
2,4,5-Trichlorophenoxyacetic acid	$\mu\text{g/l}$	0.153 $\pm$ 0.0114	- $\pm$ -	0.0275	-	-
2,4-D (2,4-Dichlorphenoxyaceticacid)	$\mu\text{g/l}$	0.734 $\pm$ 0.0275	- $\pm$ -	0.103	-	-
2,6-Dichlorobenzamide	$\mu\text{g/l}$	0.217 $\pm$ 0.00924	0.218 $\pm$ 0.076	0.0325	101	0.01
Alachlor	$\mu\text{g/l}$	0.106 $\pm$ 0.00457	0.104 $\pm$ 0.036	0.0127	98	-0.03
Alachlor-t-acid (Alachlor-OA)	$\mu\text{g/l}$	0.935 $\pm$ 0.057	- $\pm$ -	0.14	-	-
Alachlor-t-sulfonic acid (Alachlor-ESA)	$\mu\text{g/l}$	0.291 $\pm$ 0.0115	- $\pm$ -	0.0378	-	-
AMPA	$\mu\text{g/l}$	1 $\pm$ 0.0378	- $\pm$ -	0.13	-	-
Atrazine	$\mu\text{g/l}$	0.153 $\pm$ 0.00407	0.146 $\pm$ 0.051	0.0168	95.7	-0.06
Atrazine-desethyl	$\mu\text{g/l}$	0.594 $\pm$ 0.0215	0.579 $\pm$ 0.2	0.0712	97.5	-0.04
Atrazine-desethyl-desisopropyl	$\mu\text{g/l}$	0.166 $\pm$ 0.0155	- $\pm$ -	0.0515	-	-
Atrazine-desisopropyl	$\mu\text{g/l}$	0.245 $\pm$ 0.0211	0.238 $\pm$ 0.083	0.0441	97.1	-0.04
Bentazone	$\mu\text{g/l}$	0.166 $\pm$ 0.00606	- $\pm$ -	0.0248	-	-
Chloridazon-desphenyl	$\mu\text{g/l}$	0.129 $\pm$ 0.00676	- $\pm$ -	0.0142	-	-
Chlorothalonil-4-hydroxy	$\mu\text{g/l}$	- $\pm$ -	- $\pm$ -	-	-	-
Chlorothalonil Metabolite R417888 (Chlorothalonil-ESA)	$\mu\text{g/l}$	0.0798 $\pm$ 0.00395	- $\pm$ -	0.016	-	-
Chlorothalonil Metabolite R471811	$\mu\text{g/l}$	0.187 $\pm$ 0.0395	- $\pm$ -	0.0655	-	-
Chlorothalonil Metabolite R611965 (3-carbamyl-2,4,5-trichlorobenzoic acid)	$\mu\text{g/l}$	- $\pm$ -	- $\pm$ -	-	-	-
Chlorothalonil Metabolite R611968	$\mu\text{g/l}$	- $\pm$ -	- $\pm$ -	-	-	-
Chlorothalonil Metabolite SYN507900	$\mu\text{g/l}$	- $\pm$ -	- $\pm$ -	-	-	-
Chlorothalonil Metabolite SYN548580	$\mu\text{g/l}$	- $\pm$ -	- $\pm$ -	-	-	-
Chlorothalonil Metabolite SYN548581	$\mu\text{g/l}$	- $\pm$ -	- $\pm$ -	-	-	-
Clopyralid	$\mu\text{g/l}$	0.24 $\pm$ 0.0285	- $\pm$ -	0.048	-	-
Cyanazine	$\mu\text{g/l}$	0.167 $\pm$ 0.00751	0.149 $\pm$ 0.052	0.0234	89.3	-0.17

Parameter	Unit	Assigned $\pm$ U (k=2) value	Result $\pm$ U	Criterion	Recovery [%]	En-Score
Dicamba	$\mu\text{g/l}$	- $\pm$ -	- $\pm$ -	-	-	-
Dichlorprop	$\mu\text{g/l}$	0.553 $\pm$ 0.0349	- $\pm$ -	0.0664	-	-
Dimethachlor ethane sulfonic acid (CGA 354742, Dimethachlor-ESA)	$\mu\text{g/l}$	0.233 $\pm$ 0.0174	- $\pm$ -	0.0465	-	-
Dimethachlor Metabolite - CGA 369873	$\mu\text{g/l}$	0.144 $\pm$ 0.00926	- $\pm$ -	0.0288	-	-
Dimethachlor Metabolite - CGA 373464 (acetic acid methyl ester)	$\mu\text{g/l}$	- $\pm$ -	- $\pm$ -	-	-	-
Dimethachlor Metabolite - CGA 373464 (free acid)	$\mu\text{g/l}$	- $\pm$ -	- $\pm$ -	-	-	-
Dimethachlor oxalamic acid (CGA 50266, Dimethachlor-OA)	$\mu\text{g/l}$	0.43 $\pm$ 0.0555	- $\pm$ -	0.099	-	-
Glufosinate	$\mu\text{g/l}$	- $\pm$ -	- $\pm$ -	-	-	-
Glufosinate metabolite MPPA	$\mu\text{g/l}$	- $\pm$ -	- $\pm$ -	-	-	-
Glyphosate	$\mu\text{g/l}$	0.411 $\pm$ 0.0171	- $\pm$ -	0.0821	-	-
Metazachlor	$\mu\text{g/l}$	0.161 $\pm$ 0.00743	0.155 $\pm$ 0.054	0.0193	96.2	-0.06
Metolachlor	$\mu\text{g/l}$	0.176 $\pm$ 0.00384	0.168 $\pm$ 0.059	0.0264	95.4	-0.07
Metribuzin	$\mu\text{g/l}$	0.781 $\pm$ 0.0333	- $\pm$ -	0.0781	-	-
Nicosulfuron	$\mu\text{g/l}$	0.286 $\pm$ 0.0712	- $\pm$ -	0.111	-	-
Prometryn	$\mu\text{g/l}$	0.429 $\pm$ 0.0169	0.413 $\pm$ 0.14	0.0558	96.2	-0.06
Propazine	$\mu\text{g/l}$	0.229 $\pm$ 0.00751	0.224 $\pm$ 0.078	0.0297	97.9	-0.03
s-Metolachlor Metabolite CGA 368208	$\mu\text{g/l}$	0.421 $\pm$ 0.0406	- $\pm$ -	0.059	-	-
s-Metolachlor Metabolite NOA 413173	$\mu\text{g/l}$	0.176 $\pm$ 0.0206	- $\pm$ -	0.0353	-	-
Sebuthylazine	$\mu\text{g/l}$	- $\pm$ -	<0.05 (LOQ) $\pm$ -	-	-	-
Simazine	$\mu\text{g/l}$	0.174 $\pm$ 0.00425	0.183 $\pm$ 0.064	0.0191	105	0.07
Terbuthylazine	$\mu\text{g/l}$	0.562 $\pm$ 0.0151	0.546 $\pm$ 0.19	0.0618	97.2	-0.04
Terbuthylazine-desethyl	$\mu\text{g/l}$	0.274 $\pm$ 0.00994	0.263 $\pm$ 0.092	0.0301	96	-0.06
Terbuthylazine Metabolite CGA 324007 (LM5)	$\mu\text{g/l}$	- $\pm$ -	- $\pm$ -	-	-	-
Terbuthylazine Metabolite SYN 545666 (LM6)	$\mu\text{g/l}$	0.154 $\pm$ 0.0201	- $\pm$ -	0.0369	-	-

Parameter	Unit	Assigned $\pm$ U (k=2) value	Result $\pm$ U	Criterion	Recovery [%]	En-Score
Terbutylazine Metabolite SYN 546009 (LM3)	$\mu\text{g/l}$	- $\pm$ -	- $\pm$ -	-	-	-
Terbutryn	$\mu\text{g/l}$	0.426 $\pm$ 0.0169	0.381 $\pm$ 0.13	0.0426	89.4	-0.17
Tritosulfuron	$\mu\text{g/l}$	- $\pm$ -	- $\pm$ -	-	-	-

## Sample: H003B

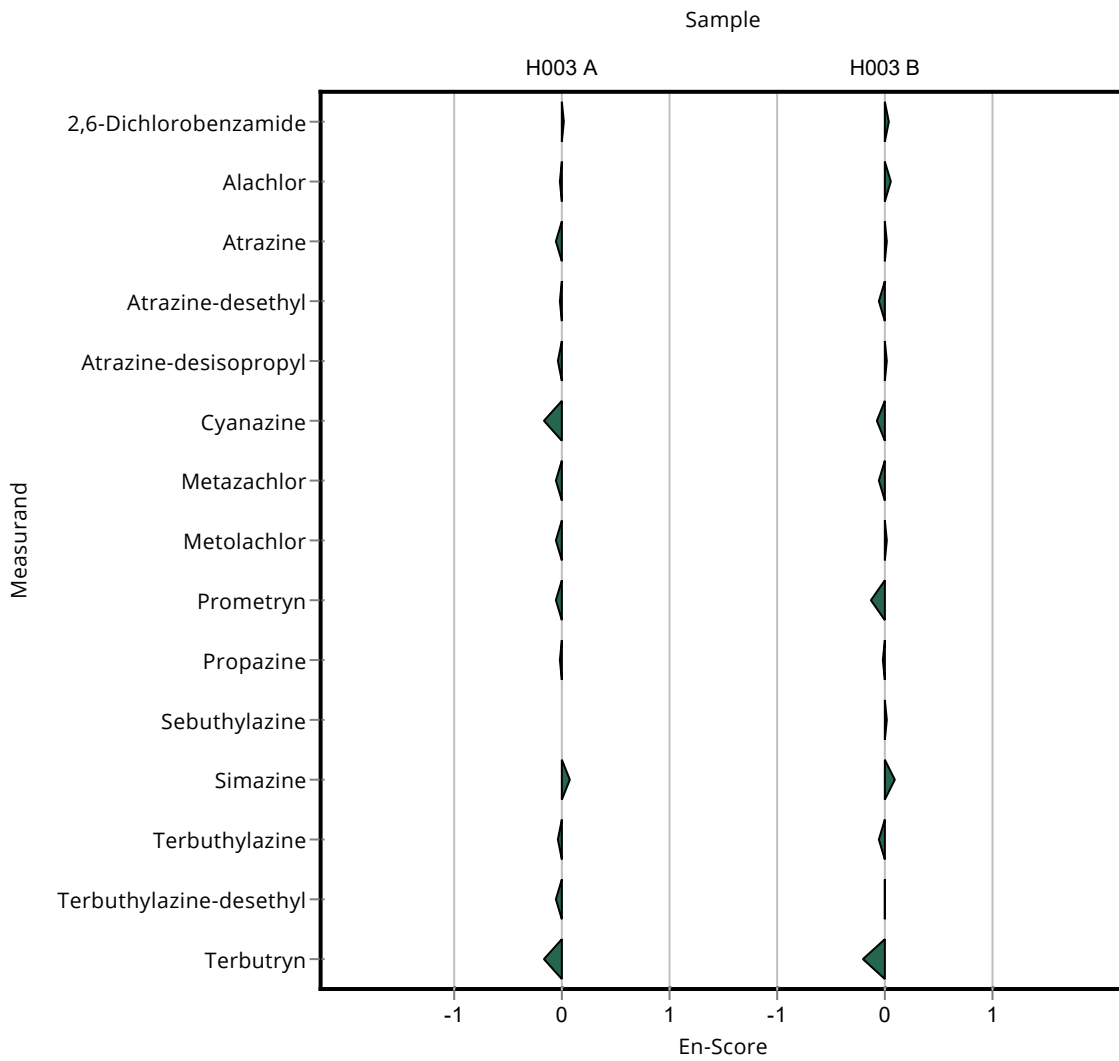
Parameter	Unit	Assigned $\pm$ U (k=2) value	Result $\pm$ U	Criterion	Recovery [%]	En-Score
2,4,5-Trichlorophenoxyacetic acid	$\mu\text{g/l}$	0.341 $\pm$ 0.0365	- $\pm$ -	0.0615	-	-
2,4-D (2,4-Dichlorophenoxyacetic acid)	$\mu\text{g/l}$	0.348 $\pm$ 0.0129	- $\pm$ -	0.0487	-	-
2,6-Dichlorobenzamide	$\mu\text{g/l}$	0.437 $\pm$ 0.017	0.444 $\pm$ 0.16	0.0655	102	0.02
Alachlor	$\mu\text{g/l}$	0.487 $\pm$ 0.0145	0.501 $\pm$ 0.18	0.0585	103	0.04
Alachlor-t-acid (Alachlor-OA)	$\mu\text{g/l}$	0.185 $\pm$ 0.0171	- $\pm$ -	0.0278	-	-
Alachlor-t-sulfonic acid (Alachlor-ESA)	$\mu\text{g/l}$	0.29 $\pm$ 0.0395	- $\pm$ -	0.0608	-	-
AMPA	$\mu\text{g/l}$	0.562 $\pm$ 0.0415	- $\pm$ -	0.073	-	-
Atrazine	$\mu\text{g/l}$	0.658 $\pm$ 0.0171	0.664 $\pm$ 0.23	0.0724	101	0.01
Atrazine-desethyl	$\mu\text{g/l}$	0.275 $\pm$ 0.0128	0.262 $\pm$ 0.092	0.033	95.3	-0.07
Atrazine-desethyl-desisopropyl	$\mu\text{g/l}$	0.423 $\pm$ 0.0502	- $\pm$ -	0.131	-	-
Atrazine-desisopropyl	$\mu\text{g/l}$	0.242 $\pm$ 0.0176	0.242 $\pm$ 0.085	0.0387	100	0.00
Bentazone	$\mu\text{g/l}$	0.735 $\pm$ 0.0273	- $\pm$ -	0.11	-	-
Chloridazon-desphenyl	$\mu\text{g/l}$	0.245 $\pm$ 0.0118	- $\pm$ -	0.0269	-	-
Chlorothalonil-4-hydroxy	$\mu\text{g/l}$	- $\pm$ -	- $\pm$ -	-	-	-
Chlorothalonil Metabolite R417888 (Chlorothalonil-ESA)	$\mu\text{g/l}$	0.423 $\pm$ 0.0247	- $\pm$ -	0.0845	-	-
Chlorothalonil Metabolite R471811	$\mu\text{g/l}$	0.644 $\pm$ 0.0996	- $\pm$ -	0.167	-	-
Chlorothalonil Metabolite R611965 (3-carbamyl-2,4,5-trichlorobenzoic acid)	$\mu\text{g/l}$	- $\pm$ -	- $\pm$ -	-	-	-
Chlorothalonil Metabolite R611968	$\mu\text{g/l}$	- $\pm$ -	- $\pm$ -	-	-	-

Parameter	Unit	Assigned $\pm$ U (k=2) value	Result $\pm$ U	Criterion	Recovery [%]	En-Score
Chlorothalonil Metabolite SYN507900	$\mu\text{g/l}$	- $\pm$ -	- $\pm$ -	-	-	-
Chlorothalonil Metabolite SYN548580	$\mu\text{g/l}$	- $\pm$ -	- $\pm$ -	-	-	-
Chlorothalonil Metabolite SYN548581	$\mu\text{g/l}$	- $\pm$ -	- $\pm$ -	-	-	-
Clopyralid	$\mu\text{g/l}$	0.503 $\pm$ 0.059	- $\pm$ -	0.101	-	-
Cyanazine	$\mu\text{g/l}$	0.441 $\pm$ 0.0221	0.417 $\pm$ 0.15	0.0618	94.5	-0.08
Dicamba	$\mu\text{g/l}$	- $\pm$ -	- $\pm$ -	-	-	-
Dichlorprop	$\mu\text{g/l}$	0.295 $\pm$ 0.0109	- $\pm$ -	0.0354	-	-
Dimethachlor ethane sulfonic acid (CGA 354742, Dimethachlor-ESA)	$\mu\text{g/l}$	0.112 $\pm$ 0.00608	- $\pm$ -	0.0224	-	-
Dimethachlor Metabolite - CGA 369873	$\mu\text{g/l}$	0.308 $\pm$ 0.0189	- $\pm$ -	0.0617	-	-
Dimethachlor Metabolite - CGA 373464 (acetic acid methyl ester)	$\mu\text{g/l}$	- $\pm$ -	- $\pm$ -	-	-	-
Dimethachlor Metabolite - CGA 373464 (free acid)	$\mu\text{g/l}$	- $\pm$ -	- $\pm$ -	-	-	-
Dimethachlor oxalamic acid (CGA 50266, Dimethachlor-OA)	$\mu\text{g/l}$	0.449 $\pm$ 0.0607	- $\pm$ -	0.108	-	-
Glufosinate	$\mu\text{g/l}$	- $\pm$ -	- $\pm$ -	-	-	-
Glufosinate metabolite MPPA	$\mu\text{g/l}$	- $\pm$ -	- $\pm$ -	-	-	-
Glyphosate	$\mu\text{g/l}$	0.854 $\pm$ 0.0484	- $\pm$ -	0.171	-	-
Metazachlor	$\mu\text{g/l}$	0.153 $\pm$ 0.00654	0.146 $\pm$ 0.051	0.0184	95.5	-0.07
Metolachlor	$\mu\text{g/l}$	0.385 $\pm$ 0.00907	0.386 $\pm$ 0.14	0.0578	100	0.00
Metribuzin	$\mu\text{g/l}$	0.374 $\pm$ 0.0099	- $\pm$ -	0.0374	-	-
Nicosulfuron	$\mu\text{g/l}$	0.88 $\pm$ 0.0652	- $\pm$ -	0.22	-	-
Prometryn	$\mu\text{g/l}$	0.164 $\pm$ 0.00618	0.149 $\pm$ 0.052	0.0213	91.1	-0.14
Propazine	$\mu\text{g/l}$	0.108 $\pm$ 0.0054	0.106 $\pm$ 0.037	0.014	98.2	-0.03
s-Metolachlor Metabolite CGA 368208	$\mu\text{g/l}$	0.182 $\pm$ 0.00883	- $\pm$ -	0.0182	-	-
s-Metolachlor Metabolite NOA 413173	$\mu\text{g/l}$	0.496 $\pm$ 0.0472	- $\pm$ -	0.0843	-	-

Summary of results Herbicides/pesticides - H003 - En-Score

Labcode: LC0008

Parameter	Unit	Assigned $\pm$ U (k=2) value	Result $\pm$ U	Criterion	Recovery [%]	En- Score
Sebuthylazine	$\mu\text{g/l}$	0.695 $\pm$ 0.0268	0.701 $\pm$ 0.25	0.0647	101	0.01
Simazine	$\mu\text{g/l}$	0.35 $\pm$ 0.0116	0.374 $\pm$ 0.13	0.0385	107	0.09
Terbuthylazine	$\mu\text{g/l}$	0.266 $\pm$ 0.00731	0.254 $\pm$ 0.089	0.0293	95.3	-0.07
Terbuthylazine-desethyl	$\mu\text{g/l}$	0.546 $\pm$ 0.0206	0.545 $\pm$ 0.19	0.06	99.9	0.00
Terbuthylazine Metabolite CGA 324007 (LM5)	$\mu\text{g/l}$	- $\pm$ -	- $\pm$ -	-	-	-
Terbuthylazine Metabolite SYN 545666 (LM6)	$\mu\text{g/l}$	0.318 $\pm$ 0.0221	- $\pm$ -	0.0318	-	-
Terbuthylazine Metabolite SYN 546009 (LM3)	$\mu\text{g/l}$	- $\pm$ -	- $\pm$ -	-	-	-
Terbutryn	$\mu\text{g/l}$	0.172 $\pm$ 0.00582	0.149 $\pm$ 0.052	0.0172	86.7	-0.22
Tritosulfuron	$\mu\text{g/l}$	- $\pm$ -	- $\pm$ -	-	-	-



## Sample: H003A

Parameter	Unit	Assigned $\pm$ U (k=2) value	Result $\pm$ U	Criterion	Recovery [%]	z-Score
2,4,5-Trichlorophenoxyacetic acid	$\mu\text{g/l}$	0.153 $\pm$ 0.0114	- $\pm$ -	0.0275	-	-
2,4-D (2,4-Dichlorphenoxyaceticacid)	$\mu\text{g/l}$	0.734 $\pm$ 0.0275	- $\pm$ -	0.103	-	-
2,6-Dichlorobenzamide	$\mu\text{g/l}$	0.217 $\pm$ 0.00924	- $\pm$ -	0.0325	-	-
Alachlor	$\mu\text{g/l}$	0.106 $\pm$ 0.00457	- $\pm$ -	0.0127	-	-
Alachlor-t-acid (Alachlor-OA)	$\mu\text{g/l}$	0.935 $\pm$ 0.057	- $\pm$ -	0.14	-	-
Alachlor-t-sulfonic acid (Alachlor-ESA)	$\mu\text{g/l}$	0.291 $\pm$ 0.0115	- $\pm$ -	0.0378	-	-
AMPA	$\mu\text{g/l}$	1 $\pm$ 0.0378	0.949 $\pm$ 0.1945	0.13	94.8	-0.40
Atrazine	$\mu\text{g/l}$	0.153 $\pm$ 0.00407	- $\pm$ -	0.0168	-	-
Atrazine-desethyl	$\mu\text{g/l}$	0.594 $\pm$ 0.0215	- $\pm$ -	0.0712	-	-
Atrazine-desethyl-desisopropyl	$\mu\text{g/l}$	0.166 $\pm$ 0.0155	- $\pm$ -	0.0515	-	-
Atrazine-desisopropyl	$\mu\text{g/l}$	0.245 $\pm$ 0.0211	- $\pm$ -	0.0441	-	-
Bentazone	$\mu\text{g/l}$	0.166 $\pm$ 0.00606	- $\pm$ -	0.0248	-	-
Chloridazon-desphenyl	$\mu\text{g/l}$	0.129 $\pm$ 0.00676	- $\pm$ -	0.0142	-	-
Chlorothalonil-4-hydroxy	$\mu\text{g/l}$	- $\pm$ -	- $\pm$ -	-	-	-
Chlorothalonil Metabolite R417888 (Chlorothalonil-ESA)	$\mu\text{g/l}$	0.0798 $\pm$ 0.00395	- $\pm$ -	0.016	-	-
Chlorothalonil Metabolite R471811	$\mu\text{g/l}$	0.187 $\pm$ 0.0395	- $\pm$ -	0.0655	-	-
Chlorothalonil Metabolite R611965 (3-carbamyl-2,4,5-trichlorobenzoic acid)	$\mu\text{g/l}$	- $\pm$ -	- $\pm$ -	-	-	-
Chlorothalonil Metabolite R611968	$\mu\text{g/l}$	- $\pm$ -	- $\pm$ -	-	-	-
Chlorothalonil Metabolite SYN507900	$\mu\text{g/l}$	- $\pm$ -	- $\pm$ -	-	-	-
Chlorothalonil Metabolite SYN548580	$\mu\text{g/l}$	- $\pm$ -	- $\pm$ -	-	-	-
Chlorothalonil Metabolite SYN548581	$\mu\text{g/l}$	- $\pm$ -	- $\pm$ -	-	-	-
Clopyralid	$\mu\text{g/l}$	0.24 $\pm$ 0.0285	- $\pm$ -	0.048	-	-
Cyanazine	$\mu\text{g/l}$	0.167 $\pm$ 0.00751	- $\pm$ -	0.0234	-	-

Parameter	Unit	Assigned $\pm$ U (k=2) value	Result $\pm$ U	Criterion	Recovery [%]	z-Score
Dicamba	$\mu\text{g/l}$	- $\pm$ -	- $\pm$ -	-	-	-
Dichlorprop	$\mu\text{g/l}$	0.553 $\pm$ 0.0349	- $\pm$ -	0.0664	-	-
Dimethachlor ethane sulfonic acid (CGA 354742, Dimethachlor-ESA)	$\mu\text{g/l}$	0.233 $\pm$ 0.0174	- $\pm$ -	0.0465	-	-
Dimethachlor Metabolite - CGA 369873	$\mu\text{g/l}$	0.144 $\pm$ 0.00926	- $\pm$ -	0.0288	-	-
Dimethachlor Metabolite - CGA 373464 (acetic acid methyl ester)	$\mu\text{g/l}$	- $\pm$ -	- $\pm$ -	-	-	-
Dimethachlor Metabolite - CGA 373464 (free acid)	$\mu\text{g/l}$	- $\pm$ -	- $\pm$ -	-	-	-
Dimethachlor oxalamic acid (CGA 50266, Dimethachlor-OA)	$\mu\text{g/l}$	0.43 $\pm$ 0.0555	- $\pm$ -	0.099	-	-
Glufosinate	$\mu\text{g/l}$	- $\pm$ -	- $\pm$ -	-	-	-
Glufosinate metabolite MPPA	$\mu\text{g/l}$	- $\pm$ -	- $\pm$ -	-	-	-
Glyphosate	$\mu\text{g/l}$	0.411 $\pm$ 0.0171	0.389 $\pm$ 0.0603	0.0821	94.8	-0.26
Metazachlor	$\mu\text{g/l}$	0.161 $\pm$ 0.00743	- $\pm$ -	0.0193	-	-
Metolachlor	$\mu\text{g/l}$	0.176 $\pm$ 0.00384	- $\pm$ -	0.0264	-	-
Metribuzin	$\mu\text{g/l}$	0.781 $\pm$ 0.0333	- $\pm$ -	0.0781	-	-
Nicosulfuron	$\mu\text{g/l}$	0.286 $\pm$ 0.0712	- $\pm$ -	0.111	-	-
Prometryn	$\mu\text{g/l}$	0.429 $\pm$ 0.0169	- $\pm$ -	0.0558	-	-
Propazine	$\mu\text{g/l}$	0.229 $\pm$ 0.00751	- $\pm$ -	0.0297	-	-
s-Metolachlor Metabolite CGA 368208	$\mu\text{g/l}$	0.421 $\pm$ 0.0406	- $\pm$ -	0.059	-	-
s-Metolachlor Metabolite NOA 413173	$\mu\text{g/l}$	0.176 $\pm$ 0.0206	- $\pm$ -	0.0353	-	-
Sebuthylazine	$\mu\text{g/l}$	- $\pm$ -	- $\pm$ -	-	-	-
Simazine	$\mu\text{g/l}$	0.174 $\pm$ 0.00425	- $\pm$ -	0.0191	-	-
Terbuthylazine	$\mu\text{g/l}$	0.562 $\pm$ 0.0151	- $\pm$ -	0.0618	-	-
Terbuthylazine-desethyl	$\mu\text{g/l}$	0.274 $\pm$ 0.00994	- $\pm$ -	0.0301	-	-
Terbuthylazine Metabolite CGA 324007 (LM5)	$\mu\text{g/l}$	- $\pm$ -	- $\pm$ -	-	-	-
Terbuthylazine Metabolite SYN 545666 (LM6)	$\mu\text{g/l}$	0.154 $\pm$ 0.0201	- $\pm$ -	0.0369	-	-

Parameter	Unit	Assigned $\pm$ U (k=2) value	Result $\pm$ U	Criterion	Recovery [%]	z-Score
Terbutylazine Metabolite SYN 546009 (LM3)	$\mu\text{g/l}$	- $\pm$ -	- $\pm$ -	-	-	-
Terbutryn	$\mu\text{g/l}$	0.426 $\pm$ 0.0169	- $\pm$ -	0.0426	-	-
Tritosulfuron	$\mu\text{g/l}$	- $\pm$ -	- $\pm$ -	-	-	-

## Sample: H003B

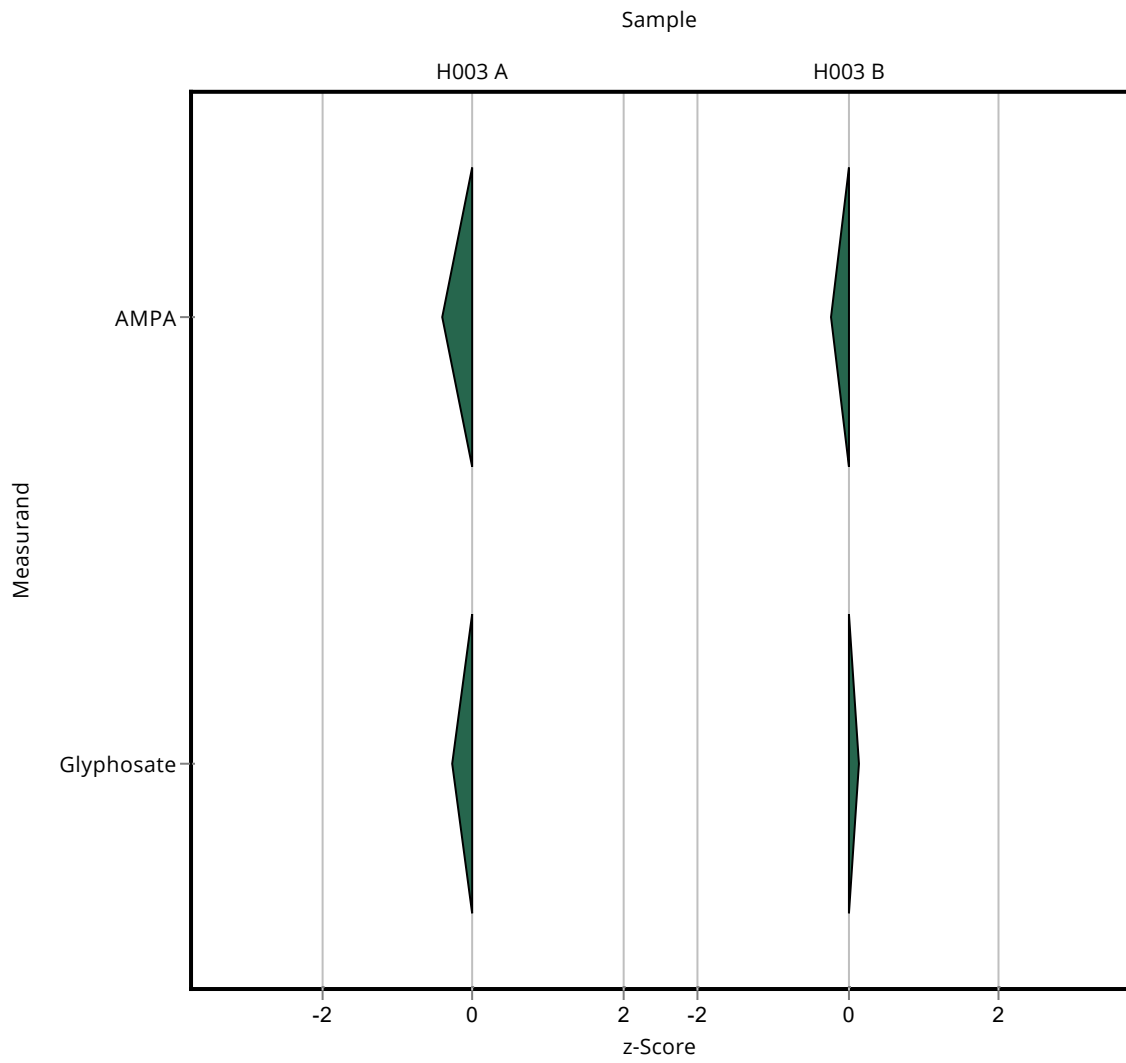
Parameter	Unit	Assigned $\pm$ U (k=2) value	Result $\pm$ U	Criterion	Recovery [%]	z-Score
2,4,5-Trichlorophenoxyacetic acid	$\mu\text{g/l}$	0.341 $\pm$ 0.0365	- $\pm$ -	0.0615	-	-
2,4-D (2,4-Dichlorophenoxyacetic acid)	$\mu\text{g/l}$	0.348 $\pm$ 0.0129	- $\pm$ -	0.0487	-	-
2,6-Dichlorobenzamide	$\mu\text{g/l}$	0.437 $\pm$ 0.017	- $\pm$ -	0.0655	-	-
Alachlor	$\mu\text{g/l}$	0.487 $\pm$ 0.0145	- $\pm$ -	0.0585	-	-
Alachlor-t-acid (Alachlor-OA)	$\mu\text{g/l}$	0.185 $\pm$ 0.0171	- $\pm$ -	0.0278	-	-
Alachlor-t-sulfonic acid (Alachlor-ESA)	$\mu\text{g/l}$	0.29 $\pm$ 0.0395	- $\pm$ -	0.0608	-	-
AMPA	$\mu\text{g/l}$	0.562 $\pm$ 0.0415	0.544 $\pm$ 0.1115	0.073	96.8	-0.24
Atrazine	$\mu\text{g/l}$	0.658 $\pm$ 0.0171	- $\pm$ -	0.0724	-	-
Atrazine-desethyl	$\mu\text{g/l}$	0.275 $\pm$ 0.0128	- $\pm$ -	0.033	-	-
Atrazine-desethyl-desisopropyl	$\mu\text{g/l}$	0.423 $\pm$ 0.0502	- $\pm$ -	0.131	-	-
Atrazine-desisopropyl	$\mu\text{g/l}$	0.242 $\pm$ 0.0176	- $\pm$ -	0.0387	-	-
Bentazone	$\mu\text{g/l}$	0.735 $\pm$ 0.0273	- $\pm$ -	0.11	-	-
Chloridazon-desphenyl	$\mu\text{g/l}$	0.245 $\pm$ 0.0118	- $\pm$ -	0.0269	-	-
Chlorothalonil-4-hydroxy	$\mu\text{g/l}$	- $\pm$ -	- $\pm$ -	-	-	-
Chlorothalonil Metabolite R417888 (Chlorothalonil-ESA)	$\mu\text{g/l}$	0.423 $\pm$ 0.0247	- $\pm$ -	0.0845	-	-
Chlorothalonil Metabolite R471811	$\mu\text{g/l}$	0.644 $\pm$ 0.0996	- $\pm$ -	0.167	-	-
Chlorothalonil Metabolite R611965 (3-carbamyl-2,4,5-trichlorobenzoic acid)	$\mu\text{g/l}$	- $\pm$ -	- $\pm$ -	-	-	-
Chlorothalonil Metabolite R611968	$\mu\text{g/l}$	- $\pm$ -	- $\pm$ -	-	-	-

Parameter	Unit	Assigned $\pm$ U (k=2) value	Result $\pm$ U	Criterion	Recovery [%]	z-Score
Chlorothalonil Metabolite SYN507900	$\mu\text{g/l}$	- $\pm$ -	- $\pm$ -	-	-	-
Chlorothalonil Metabolite SYN548580	$\mu\text{g/l}$	- $\pm$ -	- $\pm$ -	-	-	-
Chlorothalonil Metabolite SYN548581	$\mu\text{g/l}$	- $\pm$ -	- $\pm$ -	-	-	-
Clopyralid	$\mu\text{g/l}$	0.503 $\pm$ 0.059	- $\pm$ -	0.101	-	-
Cyanazine	$\mu\text{g/l}$	0.441 $\pm$ 0.0221	- $\pm$ -	0.0618	-	-
Dicamba	$\mu\text{g/l}$	- $\pm$ -	- $\pm$ -	-	-	-
Dichlorprop	$\mu\text{g/l}$	0.295 $\pm$ 0.0109	- $\pm$ -	0.0354	-	-
Dimethachlor ethane sulfonic acid (CGA 354742, Dimethachlor-ESA)	$\mu\text{g/l}$	0.112 $\pm$ 0.00608	- $\pm$ -	0.0224	-	-
Dimethachlor Metabolite - CGA 369873	$\mu\text{g/l}$	0.308 $\pm$ 0.0189	- $\pm$ -	0.0617	-	-
Dimethachlor Metabolite - CGA 373464 (acetic acid methyl ester)	$\mu\text{g/l}$	- $\pm$ -	- $\pm$ -	-	-	-
Dimethachlor Metabolite - CGA 373464 (free acid)	$\mu\text{g/l}$	- $\pm$ -	- $\pm$ -	-	-	-
Dimethachlor oxalamic acid (CGA 50266, Dimethachlor-OA)	$\mu\text{g/l}$	0.449 $\pm$ 0.0607	- $\pm$ -	0.108	-	-
Glufosinate	$\mu\text{g/l}$	- $\pm$ -	- $\pm$ -	-	-	-
Glufosinate metabolite MPPA	$\mu\text{g/l}$	- $\pm$ -	- $\pm$ -	-	-	-
Glyphosate	$\mu\text{g/l}$	0.854 $\pm$ 0.0484	0.878 $\pm$ 0.1361	0.171	103	0.14
Metazachlor	$\mu\text{g/l}$	0.153 $\pm$ 0.00654	- $\pm$ -	0.0184	-	-
Metolachlor	$\mu\text{g/l}$	0.385 $\pm$ 0.00907	- $\pm$ -	0.0578	-	-
Metribuzin	$\mu\text{g/l}$	0.374 $\pm$ 0.0099	- $\pm$ -	0.0374	-	-
Nicosulfuron	$\mu\text{g/l}$	0.88 $\pm$ 0.0652	- $\pm$ -	0.22	-	-
Prometryn	$\mu\text{g/l}$	0.164 $\pm$ 0.00618	- $\pm$ -	0.0213	-	-
Propazine	$\mu\text{g/l}$	0.108 $\pm$ 0.0054	- $\pm$ -	0.014	-	-
s-Metolachlor Metabolite CGA 368208	$\mu\text{g/l}$	0.182 $\pm$ 0.00883	- $\pm$ -	0.0182	-	-
s-Metolachlor Metabolite NOA 413173	$\mu\text{g/l}$	0.496 $\pm$ 0.0472	- $\pm$ -	0.0843	-	-

Summary of results Herbicides/pesticides - H003

Labcode: LC0009

Parameter	Unit	Assigned $\pm$ U (k=2) value	Result $\pm$ U	Criterion	Recovery [%]	z-Score
Sebuthylazine	$\mu\text{g/l}$	0.695 $\pm$ 0.0268	- $\pm$ -	0.0647	-	-
Simazine	$\mu\text{g/l}$	0.35 $\pm$ 0.0116	- $\pm$ -	0.0385	-	-
Terbuthylazine	$\mu\text{g/l}$	0.266 $\pm$ 0.00731	- $\pm$ -	0.0293	-	-
Terbuthylazine-desethyl	$\mu\text{g/l}$	0.546 $\pm$ 0.0206	- $\pm$ -	0.06	-	-
Terbuthylazine Metabolite CGA 324007 (LM5)	$\mu\text{g/l}$	- $\pm$ -	- $\pm$ -	-	-	-
Terbuthylazine Metabolite SYN 545666 (LM6)	$\mu\text{g/l}$	0.318 $\pm$ 0.0221	- $\pm$ -	0.0318	-	-
Terbuthylazine Metabolite SYN 546009 (LM3)	$\mu\text{g/l}$	- $\pm$ -	- $\pm$ -	-	-	-
Terbutryn	$\mu\text{g/l}$	0.172 $\pm$ 0.00582	- $\pm$ -	0.0172	-	-
Tritosulfuron	$\mu\text{g/l}$	- $\pm$ -	- $\pm$ -	-	-	-



Sample: H003A

Parameter	Unit	Assigned $\pm$ U (k=2) value	Result $\pm$ U	Criterion	Recovery [%]	En-Score
2,4,5-Trichlorophenoxyacetic acid	$\mu\text{g/l}$	0.153 $\pm$ 0.0114	- $\pm$ -	0.0275	-	-
2,4-D (2,4-Dichlorphenoxyaceticacid)	$\mu\text{g/l}$	0.734 $\pm$ 0.0275	- $\pm$ -	0.103	-	-
2,6-Dichlorobenzamide	$\mu\text{g/l}$	0.217 $\pm$ 0.00924	- $\pm$ -	0.0325	-	-
Alachlor	$\mu\text{g/l}$	0.106 $\pm$ 0.00457	- $\pm$ -	0.0127	-	-
Alachlor-t-acid (Alachlor-OA)	$\mu\text{g/l}$	0.935 $\pm$ 0.057	- $\pm$ -	0.14	-	-
Alachlor-t-sulfonic acid (Alachlor-ESA)	$\mu\text{g/l}$	0.291 $\pm$ 0.0115	- $\pm$ -	0.0378	-	-
AMPA	$\mu\text{g/l}$	1 $\pm$ 0.0378	0.949 $\pm$ 0.1945	0.13	94.8	-0.13
Atrazine	$\mu\text{g/l}$	0.153 $\pm$ 0.00407	- $\pm$ -	0.0168	-	-
Atrazine-desethyl	$\mu\text{g/l}$	0.594 $\pm$ 0.0215	- $\pm$ -	0.0712	-	-
Atrazine-desethyl-desisopropyl	$\mu\text{g/l}$	0.166 $\pm$ 0.0155	- $\pm$ -	0.0515	-	-
Atrazine-desisopropyl	$\mu\text{g/l}$	0.245 $\pm$ 0.0211	- $\pm$ -	0.0441	-	-
Bentazone	$\mu\text{g/l}$	0.166 $\pm$ 0.00606	- $\pm$ -	0.0248	-	-
Chloridazon-desphenyl	$\mu\text{g/l}$	0.129 $\pm$ 0.00676	- $\pm$ -	0.0142	-	-
Chlorothalonil-4-hydroxy	$\mu\text{g/l}$	- $\pm$ -	- $\pm$ -	-	-	-
Chlorothalonil Metabolite R417888 (Chlorothalonil-ESA)	$\mu\text{g/l}$	0.0798 $\pm$ 0.00395	- $\pm$ -	0.016	-	-
Chlorothalonil Metabolite R471811	$\mu\text{g/l}$	0.187 $\pm$ 0.0395	- $\pm$ -	0.0655	-	-
Chlorothalonil Metabolite R611965 (3-carbamyl-2,4,5-trichlorobenzoic acid)	$\mu\text{g/l}$	- $\pm$ -	- $\pm$ -	-	-	-
Chlorothalonil Metabolite R611968	$\mu\text{g/l}$	- $\pm$ -	- $\pm$ -	-	-	-
Chlorothalonil Metabolite SYN507900	$\mu\text{g/l}$	- $\pm$ -	- $\pm$ -	-	-	-
Chlorothalonil Metabolite SYN548580	$\mu\text{g/l}$	- $\pm$ -	- $\pm$ -	-	-	-
Chlorothalonil Metabolite SYN548581	$\mu\text{g/l}$	- $\pm$ -	- $\pm$ -	-	-	-
Clopyralid	$\mu\text{g/l}$	0.24 $\pm$ 0.0285	- $\pm$ -	0.048	-	-
Cyanazine	$\mu\text{g/l}$	0.167 $\pm$ 0.00751	- $\pm$ -	0.0234	-	-

Parameter	Unit	Assigned $\pm$ U (k=2) value	Result $\pm$ U	Criterion	Recovery [%]	En-Score
Dicamba	$\mu\text{g/l}$	- $\pm$ -	- $\pm$ -	-	-	-
Dichlorprop	$\mu\text{g/l}$	0.553 $\pm$ 0.0349	- $\pm$ -	0.0664	-	-
Dimethachlor ethane sulfonic acid (CGA 354742, Dimethachlor-ESA)	$\mu\text{g/l}$	0.233 $\pm$ 0.0174	- $\pm$ -	0.0465	-	-
Dimethachlor Metabolite - CGA 369873	$\mu\text{g/l}$	0.144 $\pm$ 0.00926	- $\pm$ -	0.0288	-	-
Dimethachlor Metabolite - CGA 373464 (acetic acid methyl ester)	$\mu\text{g/l}$	- $\pm$ -	- $\pm$ -	-	-	-
Dimethachlor Metabolite - CGA 373464 (free acid)	$\mu\text{g/l}$	- $\pm$ -	- $\pm$ -	-	-	-
Dimethachlor oxalamic acid (CGA 50266, Dimethachlor-OA)	$\mu\text{g/l}$	0.43 $\pm$ 0.0555	- $\pm$ -	0.099	-	-
Glufosinate	$\mu\text{g/l}$	- $\pm$ -	- $\pm$ -	-	-	-
Glufosinate metabolite MPPA	$\mu\text{g/l}$	- $\pm$ -	- $\pm$ -	-	-	-
Glyphosate	$\mu\text{g/l}$	0.411 $\pm$ 0.0171	0.389 $\pm$ 0.0603	0.0821	94.8	-0.18
Metazachlor	$\mu\text{g/l}$	0.161 $\pm$ 0.00743	- $\pm$ -	0.0193	-	-
Metolachlor	$\mu\text{g/l}$	0.176 $\pm$ 0.00384	- $\pm$ -	0.0264	-	-
Metribuzin	$\mu\text{g/l}$	0.781 $\pm$ 0.0333	- $\pm$ -	0.0781	-	-
Nicosulfuron	$\mu\text{g/l}$	0.286 $\pm$ 0.0712	- $\pm$ -	0.111	-	-
Prometryn	$\mu\text{g/l}$	0.429 $\pm$ 0.0169	- $\pm$ -	0.0558	-	-
Propazine	$\mu\text{g/l}$	0.229 $\pm$ 0.00751	- $\pm$ -	0.0297	-	-
s-Metolachlor Metabolite CGA 368208	$\mu\text{g/l}$	0.421 $\pm$ 0.0406	- $\pm$ -	0.059	-	-
s-Metolachlor Metabolite NOA 413173	$\mu\text{g/l}$	0.176 $\pm$ 0.0206	- $\pm$ -	0.0353	-	-
Sebuthylazine	$\mu\text{g/l}$	- $\pm$ -	- $\pm$ -	-	-	-
Simazine	$\mu\text{g/l}$	0.174 $\pm$ 0.00425	- $\pm$ -	0.0191	-	-
Terbuthylazine	$\mu\text{g/l}$	0.562 $\pm$ 0.0151	- $\pm$ -	0.0618	-	-
Terbuthylazine-desethyl	$\mu\text{g/l}$	0.274 $\pm$ 0.00994	- $\pm$ -	0.0301	-	-
Terbuthylazine Metabolite CGA 324007 (LM5)	$\mu\text{g/l}$	- $\pm$ -	- $\pm$ -	-	-	-
Terbuthylazine Metabolite SYN 545666 (LM6)	$\mu\text{g/l}$	0.154 $\pm$ 0.0201	- $\pm$ -	0.0369	-	-

Parameter	Unit	Assigned $\pm$ U (k=2) value	Result $\pm$ U	Criterion	Recovery [%]	En-Score
Terbutylazine Metabolite SYN 546009 (LM3)	$\mu\text{g/l}$	- $\pm$ -	- $\pm$ -	-	-	-
Terbutryn	$\mu\text{g/l}$	0.426 $\pm$ 0.0169	- $\pm$ -	0.0426	-	-
Tritosulfuron	$\mu\text{g/l}$	- $\pm$ -	- $\pm$ -	-	-	-

## Sample: H003B

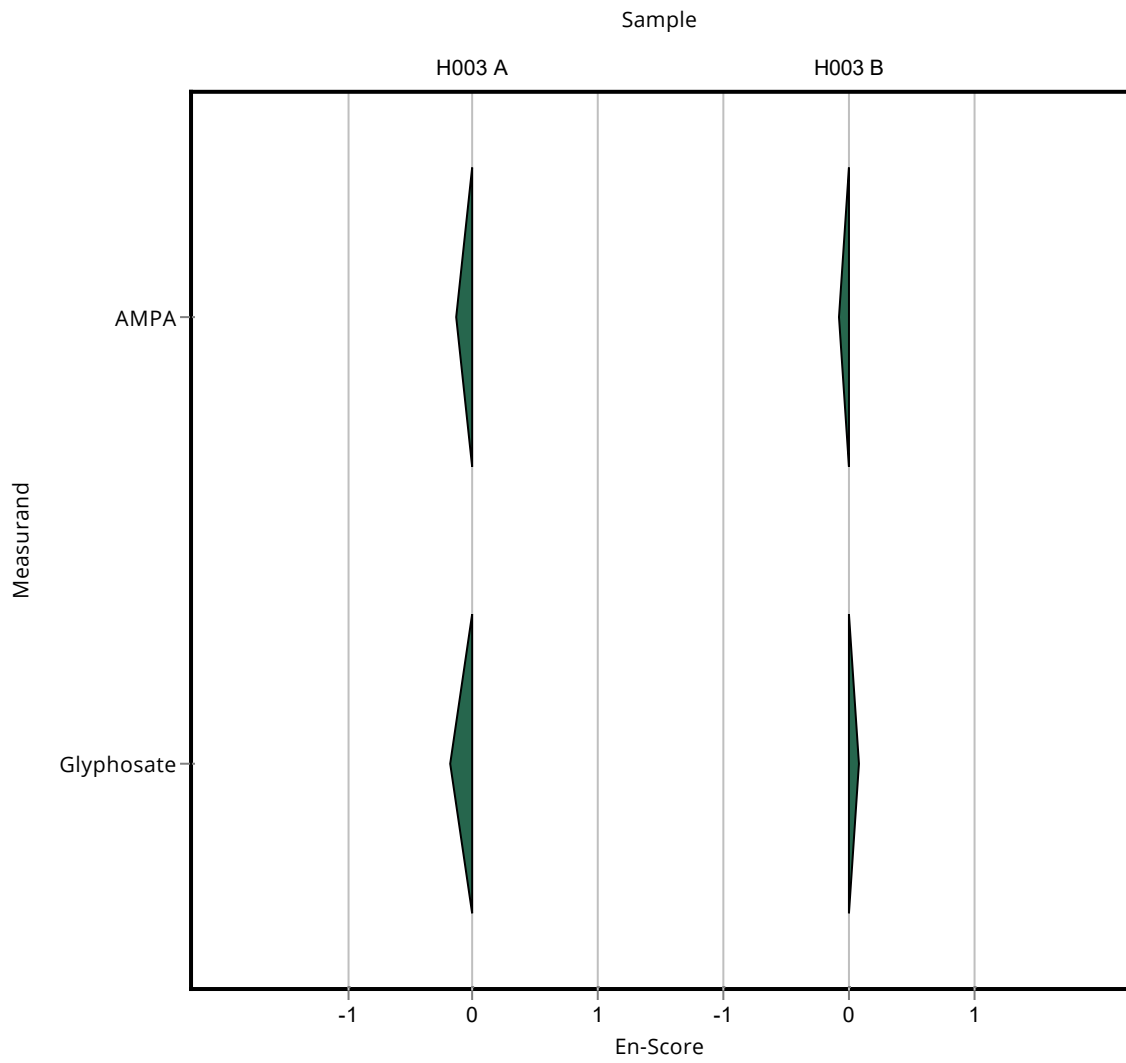
Parameter	Unit	Assigned $\pm$ U (k=2) value	Result $\pm$ U	Criterion	Recovery [%]	En-Score
2,4,5-Trichlorophenoxyacetic acid	$\mu\text{g/l}$	0.341 $\pm$ 0.0365	- $\pm$ -	0.0615	-	-
2,4-D (2,4-Dichlorophenoxyacetic acid)	$\mu\text{g/l}$	0.348 $\pm$ 0.0129	- $\pm$ -	0.0487	-	-
2,6-Dichlorobenzamide	$\mu\text{g/l}$	0.437 $\pm$ 0.017	- $\pm$ -	0.0655	-	-
Alachlor	$\mu\text{g/l}$	0.487 $\pm$ 0.0145	- $\pm$ -	0.0585	-	-
Alachlor-t-acid (Alachlor-OA)	$\mu\text{g/l}$	0.185 $\pm$ 0.0171	- $\pm$ -	0.0278	-	-
Alachlor-t-sulfonic acid (Alachlor-ESA)	$\mu\text{g/l}$	0.29 $\pm$ 0.0395	- $\pm$ -	0.0608	-	-
AMPA	$\mu\text{g/l}$	0.562 $\pm$ 0.0415	0.544 $\pm$ 0.1115	0.073	96.8	-0.08
Atrazine	$\mu\text{g/l}$	0.658 $\pm$ 0.0171	- $\pm$ -	0.0724	-	-
Atrazine-desethyl	$\mu\text{g/l}$	0.275 $\pm$ 0.0128	- $\pm$ -	0.033	-	-
Atrazine-desethyl-desisopropyl	$\mu\text{g/l}$	0.423 $\pm$ 0.0502	- $\pm$ -	0.131	-	-
Atrazine-desisopropyl	$\mu\text{g/l}$	0.242 $\pm$ 0.0176	- $\pm$ -	0.0387	-	-
Bentazone	$\mu\text{g/l}$	0.735 $\pm$ 0.0273	- $\pm$ -	0.11	-	-
Chloridazon-desphenyl	$\mu\text{g/l}$	0.245 $\pm$ 0.0118	- $\pm$ -	0.0269	-	-
Chlorothalonil-4-hydroxy	$\mu\text{g/l}$	- $\pm$ -	- $\pm$ -	-	-	-
Chlorothalonil Metabolite R417888 (Chlorothalonil-ESA)	$\mu\text{g/l}$	0.423 $\pm$ 0.0247	- $\pm$ -	0.0845	-	-
Chlorothalonil Metabolite R471811	$\mu\text{g/l}$	0.644 $\pm$ 0.0996	- $\pm$ -	0.167	-	-
Chlorothalonil Metabolite R611965 (3-carbamyl-2,4,5-trichlorobenzoic acid)	$\mu\text{g/l}$	- $\pm$ -	- $\pm$ -	-	-	-
Chlorothalonil Metabolite R611968	$\mu\text{g/l}$	- $\pm$ -	- $\pm$ -	-	-	-

Parameter	Unit	Assigned $\pm$ U (k=2) value	Result $\pm$ U	Criterion	Recovery [%]	En-Score
Chlorothalonil Metabolite SYN507900	$\mu\text{g/l}$	- $\pm$ -	- $\pm$ -	-	-	-
Chlorothalonil Metabolite SYN548580	$\mu\text{g/l}$	- $\pm$ -	- $\pm$ -	-	-	-
Chlorothalonil Metabolite SYN548581	$\mu\text{g/l}$	- $\pm$ -	- $\pm$ -	-	-	-
Clopyralid	$\mu\text{g/l}$	0.503 $\pm$ 0.059	- $\pm$ -	0.101	-	-
Cyanazine	$\mu\text{g/l}$	0.441 $\pm$ 0.0221	- $\pm$ -	0.0618	-	-
Dicamba	$\mu\text{g/l}$	- $\pm$ -	- $\pm$ -	-	-	-
Dichlorprop	$\mu\text{g/l}$	0.295 $\pm$ 0.0109	- $\pm$ -	0.0354	-	-
Dimethachlor ethane sulfonic acid (CGA 354742, Dimethachlor-ESA)	$\mu\text{g/l}$	0.112 $\pm$ 0.00608	- $\pm$ -	0.0224	-	-
Dimethachlor Metabolite - CGA 369873	$\mu\text{g/l}$	0.308 $\pm$ 0.0189	- $\pm$ -	0.0617	-	-
Dimethachlor Metabolite - CGA 373464 (acetic acid methyl ester)	$\mu\text{g/l}$	- $\pm$ -	- $\pm$ -	-	-	-
Dimethachlor Metabolite - CGA 373464 (free acid)	$\mu\text{g/l}$	- $\pm$ -	- $\pm$ -	-	-	-
Dimethachlor oxalamic acid (CGA 50266, Dimethachlor-OA)	$\mu\text{g/l}$	0.449 $\pm$ 0.0607	- $\pm$ -	0.108	-	-
Glufosinate	$\mu\text{g/l}$	- $\pm$ -	- $\pm$ -	-	-	-
Glufosinate metabolite MPPA	$\mu\text{g/l}$	- $\pm$ -	- $\pm$ -	-	-	-
Glyphosate	$\mu\text{g/l}$	0.854 $\pm$ 0.0484	0.878 $\pm$ 0.1361	0.171	103	0.09
Metazachlor	$\mu\text{g/l}$	0.153 $\pm$ 0.00654	- $\pm$ -	0.0184	-	-
Metolachlor	$\mu\text{g/l}$	0.385 $\pm$ 0.00907	- $\pm$ -	0.0578	-	-
Metribuzin	$\mu\text{g/l}$	0.374 $\pm$ 0.0099	- $\pm$ -	0.0374	-	-
Nicosulfuron	$\mu\text{g/l}$	0.88 $\pm$ 0.0652	- $\pm$ -	0.22	-	-
Prometryn	$\mu\text{g/l}$	0.164 $\pm$ 0.00618	- $\pm$ -	0.0213	-	-
Propazine	$\mu\text{g/l}$	0.108 $\pm$ 0.0054	- $\pm$ -	0.014	-	-
s-Metolachlor Metabolite CGA 368208	$\mu\text{g/l}$	0.182 $\pm$ 0.00883	- $\pm$ -	0.0182	-	-
s-Metolachlor Metabolite NOA 413173	$\mu\text{g/l}$	0.496 $\pm$ 0.0472	- $\pm$ -	0.0843	-	-

Summary of results Herbicides/pesticides - H003 - En-Score

Labcode: LC0009

Parameter	Unit	Assigned $\pm$ U (k=2) value	Result $\pm$ U	Criterion	Recovery [%]	En- Score
Sebuthylazine	$\mu\text{g/l}$	0.695 $\pm$ 0.0268	- $\pm$ -	0.0647	-	-
Simazine	$\mu\text{g/l}$	0.35 $\pm$ 0.0116	- $\pm$ -	0.0385	-	-
Terbuthylazine	$\mu\text{g/l}$	0.266 $\pm$ 0.00731	- $\pm$ -	0.0293	-	-
Terbuthylazine-desethyl	$\mu\text{g/l}$	0.546 $\pm$ 0.0206	- $\pm$ -	0.06	-	-
Terbuthylazine Metabolite CGA 324007 (LM5)	$\mu\text{g/l}$	- $\pm$ -	- $\pm$ -	-	-	-
Terbuthylazine Metabolite SYN 545666 (LM6)	$\mu\text{g/l}$	0.318 $\pm$ 0.0221	- $\pm$ -	0.0318	-	-
Terbuthylazine Metabolite SYN 546009 (LM3)	$\mu\text{g/l}$	- $\pm$ -	- $\pm$ -	-	-	-
Terbutryn	$\mu\text{g/l}$	0.172 $\pm$ 0.00582	- $\pm$ -	0.0172	-	-
Tritosulfuron	$\mu\text{g/l}$	- $\pm$ -	- $\pm$ -	-	-	-



## Sample: H003A

Parameter	Unit	Assigned $\pm$ U (k=2) value	Result $\pm$ U	Criterion	Recovery [%]	z-Score
2,4,5-Trichlorophenoxyacetic acid	$\mu\text{g/l}$	0.153 $\pm$ 0.0114	<0.01 (LOD) $\pm$ -	0.0275	-	-
2,4-D (2,4-Dichlorphenoxyaceticacid)	$\mu\text{g/l}$	0.734 $\pm$ 0.0275	0.1 $\pm$ 0.05	0.103	13.6	-6.17
2,6-Dichlorobenzamide	$\mu\text{g/l}$	0.217 $\pm$ 0.00924	<0.01 (LOD) $\pm$ -	0.0325	-	-
Alachlor	$\mu\text{g/l}$	0.106 $\pm$ 0.00457	<0.01 (LOD) $\pm$ -	0.0127	-	-
Alachlor-t-acid (Alachlor-OA)	$\mu\text{g/l}$	0.935 $\pm$ 0.057	<0.01 (LOD) $\pm$ -	0.14	-	-
Alachlor-t-sulfonic acid (Alachlor-ESA)	$\mu\text{g/l}$	0.291 $\pm$ 0.0115	<0.01 (LOD) $\pm$ -	0.0378	-	-
AMPA	$\mu\text{g/l}$	1 $\pm$ 0.0378	<0.01 (LOD) $\pm$ -	0.13	-	-
Atrazine	$\mu\text{g/l}$	0.153 $\pm$ 0.00407	0.25 $\pm$ 0.125	0.0168	164	5.80
Atrazine-desethyl	$\mu\text{g/l}$	0.594 $\pm$ 0.0215	0.1 $\pm$ 0.05	0.0712	16.8	-6.93
Atrazine-desethyl-desisopropyl	$\mu\text{g/l}$	0.166 $\pm$ 0.0155	<0.01 (LOD) $\pm$ -	0.0515	-	-
Atrazine-desisopropyl	$\mu\text{g/l}$	0.245 $\pm$ 0.0211	<0.01 (LOD) $\pm$ -	0.0441	-	-
Bentazone	$\mu\text{g/l}$	0.166 $\pm$ 0.00606	<0.01 (LOD) $\pm$ -	0.0248	-	-
Chloridazon-desphenyl	$\mu\text{g/l}$	0.129 $\pm$ 0.00676	<0.01 (LOD) $\pm$ -	0.0142	-	-
Chlorothalonil-4-hydroxy	$\mu\text{g/l}$	- $\pm$ -	<0.01 (LOD) $\pm$ -	-	-	-
Chlorothalonil Metabolite R417888 (Chlorothalonil-ESA)	$\mu\text{g/l}$	0.0798 $\pm$ 0.00395	<0.01 (LOD) $\pm$ -	0.016	-	-
Chlorothalonil Metabolite R471811	$\mu\text{g/l}$	0.187 $\pm$ 0.0395	<0.01 (LOD) $\pm$ -	0.0655	-	-
Chlorothalonil Metabolite R611965 (3-carbamyl-2,4,5-trichlorobenzoic acid)	$\mu\text{g/l}$	- $\pm$ -	<0.01 (LOD) $\pm$ -	-	-	-
Chlorothalonil Metabolite R611968	$\mu\text{g/l}$	- $\pm$ -	<0.01 (LOD) $\pm$ -	-	-	-
Chlorothalonil Metabolite SYN507900	$\mu\text{g/l}$	- $\pm$ -	<0.01 (LOD) $\pm$ -	-	-	-
Chlorothalonil Metabolite SYN548580	$\mu\text{g/l}$	- $\pm$ -	<0.01 (LOD) $\pm$ -	-	-	-
Chlorothalonil Metabolite SYN548581	$\mu\text{g/l}$	- $\pm$ -	<0.01 (LOD) $\pm$ -	-	-	-
Clopyralid	$\mu\text{g/l}$	0.24 $\pm$ 0.0285	<0.01 (LOD) $\pm$ -	0.048	-	-
Cyanazine	$\mu\text{g/l}$	0.167 $\pm$ 0.00751	0.25 $\pm$ 0.125	0.0234	150	3.56

Parameter	Unit	Assigned $\pm$ U (k=2) value	Result $\pm$ U	Criterion	Recovery [%]	z-Score
Dicamba	$\mu\text{g/l}$	- $\pm$ -	<0.01 (LOD) $\pm$ -	-	-	-
Dichlorprop	$\mu\text{g/l}$	0.553 $\pm$ 0.0349	<0.01 (LOD) $\pm$ -	0.0664	-	-
Dimethachlor ethane sulfonic acid (CGA 354742, Dimethachlor-ESA)	$\mu\text{g/l}$	0.233 $\pm$ 0.0174	<0.01 (LOD) $\pm$ -	0.0465	-	-
Dimethachlor Metabolite - CGA 369873	$\mu\text{g/l}$	0.144 $\pm$ 0.00926	<0.01 (LOD) $\pm$ -	0.0288	-	-
Dimethachlor Metabolite - CGA 373464 (acetic acid methyl ester)	$\mu\text{g/l}$	- $\pm$ -	<0.01 (LOD) $\pm$ -	-	-	-
Dimethachlor Metabolite - CGA 373464 (free acid)	$\mu\text{g/l}$	- $\pm$ -	<0.01 (LOD) $\pm$ -	-	-	-
Dimethachlor oxalamic acid (CGA 50266, Dimethachlor-OA)	$\mu\text{g/l}$	0.43 $\pm$ 0.0555	<0.01 (LOD) $\pm$ -	0.099	-	-
Glufosinate	$\mu\text{g/l}$	- $\pm$ -	<0.01 (LOD) $\pm$ -	-	-	-
Glufosinate metabolite MPPA	$\mu\text{g/l}$	- $\pm$ -	<0.01 (LOD) $\pm$ -	-	-	-
Glyphosate	$\mu\text{g/l}$	0.411 $\pm$ 0.0171	<0.01 (LOD) $\pm$ -	0.0821	-	-
Metazachlor	$\mu\text{g/l}$	0.161 $\pm$ 0.00743	<0.01 (LOD) $\pm$ -	0.0193	-	-
Metolachlor	$\mu\text{g/l}$	0.176 $\pm$ 0.00384	<0.01 (LOD) $\pm$ -	0.0264	-	-
Metribuzin	$\mu\text{g/l}$	0.781 $\pm$ 0.0333	0.5 $\pm$ 0.25	0.0781	64	-3.60
Nicosulfuron	$\mu\text{g/l}$	0.286 $\pm$ 0.0712	<0.01 (LOD) $\pm$ -	0.111	-	-
Prometryn	$\mu\text{g/l}$	0.429 $\pm$ 0.0169	<0.01 (LOD) $\pm$ -	0.0558	-	-
Propazine	$\mu\text{g/l}$	0.229 $\pm$ 0.00751	<0.01 (LOD) $\pm$ -	0.0297	-	-
s-Metolachlor Metabolite CGA 368208	$\mu\text{g/l}$	0.421 $\pm$ 0.0406	<0.01 (LOD) $\pm$ -	0.059	-	-
s-Metolachlor Metabolite NOA 413173	$\mu\text{g/l}$	0.176 $\pm$ 0.0206	<0.01 (LOD) $\pm$ -	0.0353	-	-
Sebuthylazine	$\mu\text{g/l}$	- $\pm$ -	<0.01 (LOD) $\pm$ -	-	-	-
Simazine	$\mu\text{g/l}$	0.174 $\pm$ 0.00425	0.05 $\pm$ 0.025	0.0191	28.7	-6.48
Terbuthylazine	$\mu\text{g/l}$	0.562 $\pm$ 0.0151	1.25 $\pm$ 0.625	0.0618	222	11.13
Terbuthylazine-desethyl	$\mu\text{g/l}$	0.274 $\pm$ 0.00994	<0.01 (LOD) $\pm$ -	0.0301	-	-
Terbuthylazine Metabolite CGA 324007 (LM5)	$\mu\text{g/l}$	- $\pm$ -	<0.01 (LOD) $\pm$ -	-	-	-
Terbuthylazine Metabolite SYN 545666 (LM6)	$\mu\text{g/l}$	0.154 $\pm$ 0.0201	<0.01 (LOD) $\pm$ -	0.0369	-	-

Summary of results Herbicides/pesticides - H003

Labcode: LC0010

Parameter	Unit	Assigned $\pm$ U (k=2) value	Result $\pm$ U	Criterion	Recovery [%]	z-Score
Terbutylazine Metabolite SYN 546009 (LM3)	$\mu\text{g/l}$	- $\pm$ -	<0.01 (LOD) $\pm$ -	-	-	-
Terbutryn	$\mu\text{g/l}$	0.426 $\pm$ 0.0169	0.75 $\pm$ 0.375	0.0426	176	7.61
Tritosulfuron	$\mu\text{g/l}$	- $\pm$ -	<0.01 (LOD) $\pm$ -	-	-	-

Sample: H003B

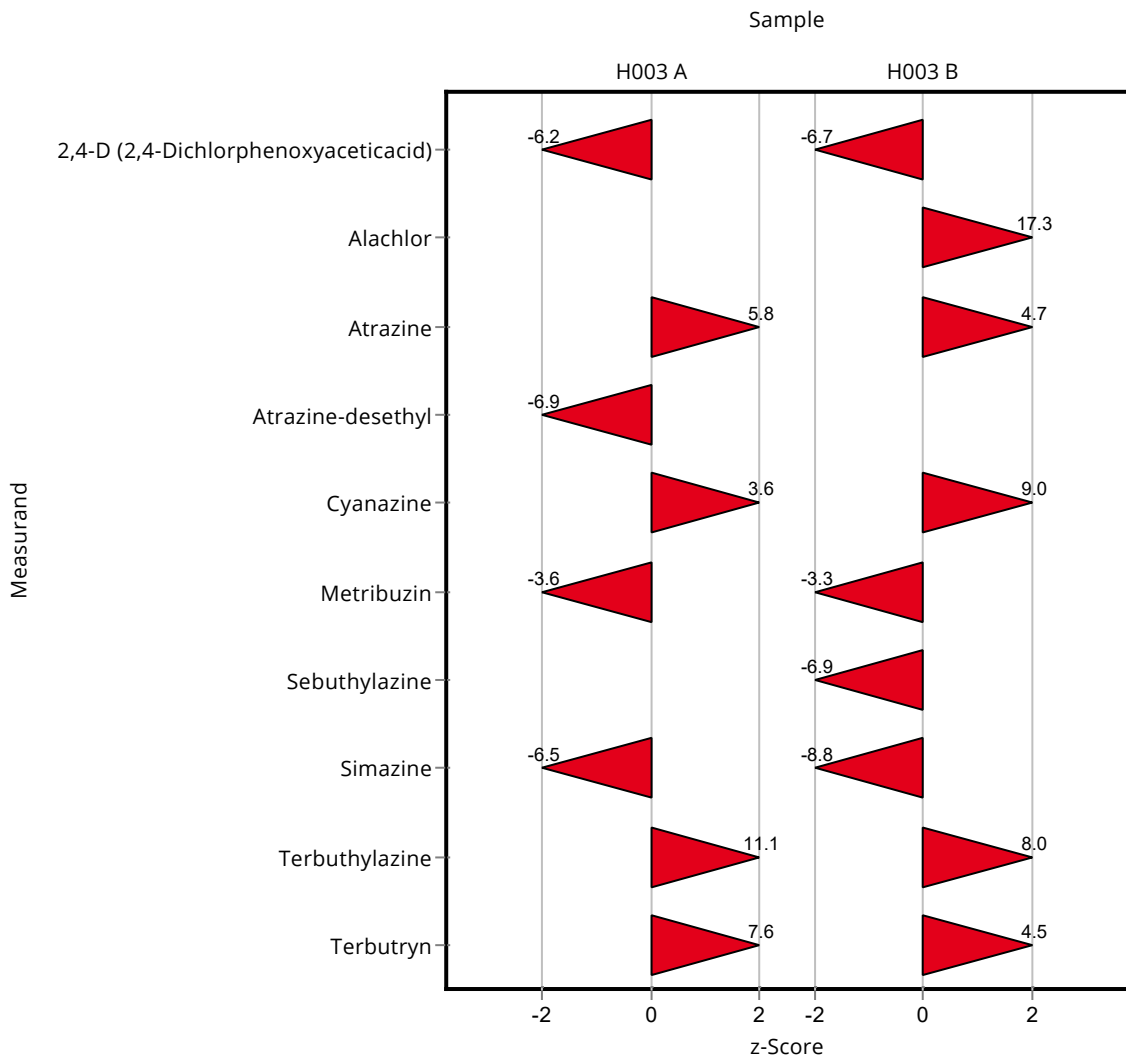
Parameter	Unit	Assigned $\pm$ U (k=2) value	Result $\pm$ U	Criterion	Recovery [%]	z-Score
2,4,5-Trichlorophenoxyacetic acid	$\mu\text{g/l}$	0.341 $\pm$ 0.0365	<0.01 (LOD) $\pm$ -	0.0615	-	-
2,4-D (2,4-Dichlorophenoxyacetic acid)	$\mu\text{g/l}$	0.348 $\pm$ 0.0129	0.02 $\pm$ 0.01	0.0487	5.75	-6.73
2,6-Dichlorobenzamide	$\mu\text{g/l}$	0.437 $\pm$ 0.017	<0.01 (LOD) $\pm$ -	0.0655	-	-
Alachlor	$\mu\text{g/l}$	0.487 $\pm$ 0.0145	1.5 $\pm$ 0.75	0.0585	308	17.32
Alachlor-t-acid (Alachlor-OA)	$\mu\text{g/l}$	0.185 $\pm$ 0.0171	<0.01 (LOD) $\pm$ -	0.0278	-	-
Alachlor-t-sulfonic acid (Alachlor-ESA)	$\mu\text{g/l}$	0.29 $\pm$ 0.0395	<0.01 (LOD) $\pm$ -	0.0608	-	-
AMPA	$\mu\text{g/l}$	0.562 $\pm$ 0.0415	<0.01 (LOD) $\pm$ -	0.073	-	-
Atrazine	$\mu\text{g/l}$	0.658 $\pm$ 0.0171	1 $\pm$ 0.5	0.0724	152	4.73
Atrazine-desethyl	$\mu\text{g/l}$	0.275 $\pm$ 0.0128	<0.01 (LOD) $\pm$ -	0.033	-	-
Atrazine-desethyl-desisopropyl	$\mu\text{g/l}$	0.423 $\pm$ 0.0502	<0.01 (LOD) $\pm$ -	0.131	-	-
Atrazine-desisopropyl	$\mu\text{g/l}$	0.242 $\pm$ 0.0176	<0.01 (LOD) $\pm$ -	0.0387	-	-
Bentazone	$\mu\text{g/l}$	0.735 $\pm$ 0.0273	<0.01 (LOD) $\pm$ -	0.11	-	-
Chloridazon-desphenyl	$\mu\text{g/l}$	0.245 $\pm$ 0.0118	<0.01 (LOD) $\pm$ -	0.0269	-	-
Chlorothalonil-4-hydroxy	$\mu\text{g/l}$	- $\pm$ -	<0.01 (LOD) $\pm$ -	-	-	-
Chlorothalonil Metabolite R417888 (Chlorothalonil-ESA)	$\mu\text{g/l}$	0.423 $\pm$ 0.0247	<0.01 (LOD) $\pm$ -	0.0845	-	-
Chlorothalonil Metabolite R471811	$\mu\text{g/l}$	0.644 $\pm$ 0.0996	<0.01 (LOD) $\pm$ -	0.167	-	-
Chlorothalonil Metabolite R611965 (3-carbamyl-2,4,5-trichlorobenzoic acid)	$\mu\text{g/l}$	- $\pm$ -	<0.01 (LOD) $\pm$ -	-	-	-
Chlorothalonil Metabolite R611968	$\mu\text{g/l}$	- $\pm$ -	<0.01 (LOD) $\pm$ -	-	-	-

Parameter	Unit	Assigned $\pm$ U (k=2) value	Result $\pm$ U	Criterion	Recovery [%]	z-Score
Chlorothalonil Metabolite SYN507900	$\mu\text{g/l}$	- $\pm$ -	<0.01 (LOD) $\pm$ -	-	-	-
Chlorothalonil Metabolite SYN548580	$\mu\text{g/l}$	- $\pm$ -	<0.01 (LOD) $\pm$ -	-	-	-
Chlorothalonil Metabolite SYN548581	$\mu\text{g/l}$	- $\pm$ -	<0.01 (LOD) $\pm$ -	-	-	-
Clopyralid	$\mu\text{g/l}$	0.503 $\pm$ 0.059	<0.01 (LOD) $\pm$ -	0.101	-	-
Cyanazine	$\mu\text{g/l}$	0.441 $\pm$ 0.0221	1 $\pm$ 0.5	0.0618	227	9.05
Dicamba	$\mu\text{g/l}$	- $\pm$ -	<0.01 (LOD) $\pm$ -	-	-	-
Dichlorprop	$\mu\text{g/l}$	0.295 $\pm$ 0.0109	<0.01 (LOD) $\pm$ -	0.0354	-	-
Dimethachlor ethane sulfonic acid (CGA 354742, Dimethachlor-ESA)	$\mu\text{g/l}$	0.112 $\pm$ 0.00608	<0.01 (LOD) $\pm$ -	0.0224	-	-
Dimethachlor Metabolite - CGA 369873	$\mu\text{g/l}$	0.308 $\pm$ 0.0189	<0.01 (LOD) $\pm$ -	0.0617	-	-
Dimethachlor Metabolite - CGA 373464 (acetic acid methyl ester)	$\mu\text{g/l}$	- $\pm$ -	<0.01 (LOD) $\pm$ -	-	-	-
Dimethachlor Metabolite - CGA 373464 (free acid)	$\mu\text{g/l}$	- $\pm$ -	<0.01 (LOD) $\pm$ -	-	-	-
Dimethachlor oxalamic acid (CGA 50266, Dimethachlor-OA)	$\mu\text{g/l}$	0.449 $\pm$ 0.0607	<0.01 (LOD) $\pm$ -	0.108	-	-
Glufosinate	$\mu\text{g/l}$	- $\pm$ -	<0.01 (LOD) $\pm$ -	-	-	-
Glufosinate metabolite MPPA	$\mu\text{g/l}$	- $\pm$ -	<0.01 (LOD) $\pm$ -	-	-	-
Glyphosate	$\mu\text{g/l}$	0.854 $\pm$ 0.0484	<0.01 (LOD) $\pm$ -	0.171	-	-
Metazachlor	$\mu\text{g/l}$	0.153 $\pm$ 0.00654	<0.01 (LOD) $\pm$ -	0.0184	-	-
Metolachlor	$\mu\text{g/l}$	0.385 $\pm$ 0.00907	<0.01 (LOD) $\pm$ -	0.0578	-	-
Metribuzin	$\mu\text{g/l}$	0.374 $\pm$ 0.0099	0.25 $\pm$ 0.125	0.0374	66.9	-3.31
Nicosulfuron	$\mu\text{g/l}$	0.88 $\pm$ 0.0652	<0.01 (LOD) $\pm$ -	0.22	-	-
Prometryn	$\mu\text{g/l}$	0.164 $\pm$ 0.00618	<0.01 (LOD) $\pm$ -	0.0213	-	-
Propazine	$\mu\text{g/l}$	0.108 $\pm$ 0.0054	<0.01 (LOD) $\pm$ -	0.014	-	-
s-Metolachlor Metabolite CGA 368208	$\mu\text{g/l}$	0.182 $\pm$ 0.00883	<0.01 (LOD) $\pm$ -	0.0182	-	-
s-Metolachlor Metabolite NOA 413173	$\mu\text{g/l}$	0.496 $\pm$ 0.0472	<0.01 (LOD) $\pm$ -	0.0843	-	-

Summary of results Herbicides/pesticides - H003

Labcode: LC0010

Parameter	Unit	Assigned $\pm$ U (k=2) value	Result $\pm$ U	Criterion	Recovery [%]	z-Score
Sebuthylazine	$\mu\text{g/l}$	0.695 $\pm$ 0.0268	0.25 $\pm$ 0.125	0.0647	36	-6.89
Simazine	$\mu\text{g/l}$	0.35 $\pm$ 0.0116	0.01 $\pm$ 0.005	0.0385	2.85	-8.83
Terbuthylazine	$\mu\text{g/l}$	0.266 $\pm$ 0.00731	0.5 $\pm$ 0.25	0.0293	188	7.97
Terbuthylazine-desethyl	$\mu\text{g/l}$	0.546 $\pm$ 0.0206	<0.01 (LOD) $\pm$ -	0.06	-	-
Terbuthylazine Metabolite CGA 324007 (LM5)	$\mu\text{g/l}$	- $\pm$ -	<0.01 (LOD) $\pm$ -	-	-	-
Terbuthylazine Metabolite SYN 545666 (LM6)	$\mu\text{g/l}$	0.318 $\pm$ 0.0221	<0.01 (LOD) $\pm$ -	0.0318	-	-
Terbuthylazine Metabolite SYN 546009 (LM3)	$\mu\text{g/l}$	- $\pm$ -	<0.01 (LOD) $\pm$ -	-	-	-
Terbutryn	$\mu\text{g/l}$	0.172 $\pm$ 0.00582	0.25 $\pm$ 0.125	0.0172	145	4.54
Tritosulfuron	$\mu\text{g/l}$	- $\pm$ -	<0.01 (LOD) $\pm$ -	-	-	-



## Sample: H003A

Parameter	Unit	Assigned $\pm$ U (k=2) value	Result $\pm$ U	Criterion	Recovery [%]	En-Score
2,4,5-Trichlorophenoxyacetic acid	$\mu\text{g/l}$	0.153 $\pm$ 0.0114	<0.01 (LOD) $\pm$ -	0.0275	-	-
2,4-D (2,4-Dichlorphenoxyaceticacid)	$\mu\text{g/l}$	0.734 $\pm$ 0.0275	0.1 $\pm$ 0.05	0.103	13.6	-6.11
2,6-Dichlorobenzamide	$\mu\text{g/l}$	0.217 $\pm$ 0.00924	<0.01 (LOD) $\pm$ -	0.0325	-	-
Alachlor	$\mu\text{g/l}$	0.106 $\pm$ 0.00457	<0.01 (LOD) $\pm$ -	0.0127	-	-
Alachlor-t-acid (Alachlor-OA)	$\mu\text{g/l}$	0.935 $\pm$ 0.057	<0.01 (LOD) $\pm$ -	0.14	-	-
Alachlor-t-sulfonic acid (Alachlor-ESA)	$\mu\text{g/l}$	0.291 $\pm$ 0.0115	<0.01 (LOD) $\pm$ -	0.0378	-	-
AMPA	$\mu\text{g/l}$	1 $\pm$ 0.0378	<0.01 (LOD) $\pm$ -	0.13	-	-
Atrazine	$\mu\text{g/l}$	0.153 $\pm$ 0.00407	0.25 $\pm$ 0.125	0.0168	164	0.39
Atrazine-desethyl	$\mu\text{g/l}$	0.594 $\pm$ 0.0215	0.1 $\pm$ 0.05	0.0712	16.8	-4.83
Atrazine-desethyl-desisopropyl	$\mu\text{g/l}$	0.166 $\pm$ 0.0155	<0.01 (LOD) $\pm$ -	0.0515	-	-
Atrazine-desisopropyl	$\mu\text{g/l}$	0.245 $\pm$ 0.0211	<0.01 (LOD) $\pm$ -	0.0441	-	-
Bentazone	$\mu\text{g/l}$	0.166 $\pm$ 0.00606	<0.01 (LOD) $\pm$ -	0.0248	-	-
Chloridazon-desphenyl	$\mu\text{g/l}$	0.129 $\pm$ 0.00676	<0.01 (LOD) $\pm$ -	0.0142	-	-
Chlorothalonil-4-hydroxy	$\mu\text{g/l}$	- $\pm$ -	<0.01 (LOD) $\pm$ -	-	-	-
Chlorothalonil Metabolite R417888 (Chlorothalonil-ESA)	$\mu\text{g/l}$	0.0798 $\pm$ 0.00395	<0.01 (LOD) $\pm$ -	0.016	-	-
Chlorothalonil Metabolite R471811	$\mu\text{g/l}$	0.187 $\pm$ 0.0395	<0.01 (LOD) $\pm$ -	0.0655	-	-
Chlorothalonil Metabolite R611965 (3-carbamyl-2,4,5-trichlorobenzoic acid)	$\mu\text{g/l}$	- $\pm$ -	<0.01 (LOD) $\pm$ -	-	-	-
Chlorothalonil Metabolite R611968	$\mu\text{g/l}$	- $\pm$ -	<0.01 (LOD) $\pm$ -	-	-	-
Chlorothalonil Metabolite SYN507900	$\mu\text{g/l}$	- $\pm$ -	<0.01 (LOD) $\pm$ -	-	-	-
Chlorothalonil Metabolite SYN548580	$\mu\text{g/l}$	- $\pm$ -	<0.01 (LOD) $\pm$ -	-	-	-
Chlorothalonil Metabolite SYN548581	$\mu\text{g/l}$	- $\pm$ -	<0.01 (LOD) $\pm$ -	-	-	-
Clopyralid	$\mu\text{g/l}$	0.24 $\pm$ 0.0285	<0.01 (LOD) $\pm$ -	0.048	-	-
Cyanazine	$\mu\text{g/l}$	0.167 $\pm$ 0.00751	0.25 $\pm$ 0.125	0.0234	150	0.33

Parameter	Unit	Assigned $\pm$ U (k=2) value	Result $\pm$ U	Criterion	Recovery [%]	En-Score
Dicamba	$\mu\text{g/l}$	- $\pm$ -	<0.01 (LOD) $\pm$ -	-	-	-
Dichlorprop	$\mu\text{g/l}$	0.553 $\pm$ 0.0349	<0.01 (LOD) $\pm$ -	0.0664	-	-
Dimethachlor ethane sulfonic acid (CGA 354742, Dimethachlor-ESA)	$\mu\text{g/l}$	0.233 $\pm$ 0.0174	<0.01 (LOD) $\pm$ -	0.0465	-	-
Dimethachlor Metabolite - CGA 369873	$\mu\text{g/l}$	0.144 $\pm$ 0.00926	<0.01 (LOD) $\pm$ -	0.0288	-	-
Dimethachlor Metabolite - CGA 373464 (acetic acid methyl ester)	$\mu\text{g/l}$	- $\pm$ -	<0.01 (LOD) $\pm$ -	-	-	-
Dimethachlor Metabolite - CGA 373464 (free acid)	$\mu\text{g/l}$	- $\pm$ -	<0.01 (LOD) $\pm$ -	-	-	-
Dimethachlor oxalamic acid (CGA 50266, Dimethachlor-OA)	$\mu\text{g/l}$	0.43 $\pm$ 0.0555	<0.01 (LOD) $\pm$ -	0.099	-	-
Glufosinate	$\mu\text{g/l}$	- $\pm$ -	<0.01 (LOD) $\pm$ -	-	-	-
Glufosinate metabolite MPPA	$\mu\text{g/l}$	- $\pm$ -	<0.01 (LOD) $\pm$ -	-	-	-
Glyphosate	$\mu\text{g/l}$	0.411 $\pm$ 0.0171	<0.01 (LOD) $\pm$ -	0.0821	-	-
Metazachlor	$\mu\text{g/l}$	0.161 $\pm$ 0.00743	<0.01 (LOD) $\pm$ -	0.0193	-	-
Metolachlor	$\mu\text{g/l}$	0.176 $\pm$ 0.00384	<0.01 (LOD) $\pm$ -	0.0264	-	-
Metribuzin	$\mu\text{g/l}$	0.781 $\pm$ 0.0333	0.5 $\pm$ 0.25	0.0781	64	-0.56
Nicosulfuron	$\mu\text{g/l}$	0.286 $\pm$ 0.0712	<0.01 (LOD) $\pm$ -	0.111	-	-
Prometryn	$\mu\text{g/l}$	0.429 $\pm$ 0.0169	<0.01 (LOD) $\pm$ -	0.0558	-	-
Propazine	$\mu\text{g/l}$	0.229 $\pm$ 0.00751	<0.01 (LOD) $\pm$ -	0.0297	-	-
s-Metolachlor Metabolite CGA 368208	$\mu\text{g/l}$	0.421 $\pm$ 0.0406	<0.01 (LOD) $\pm$ -	0.059	-	-
s-Metolachlor Metabolite NOA 413173	$\mu\text{g/l}$	0.176 $\pm$ 0.0206	<0.01 (LOD) $\pm$ -	0.0353	-	-
Sebuthylazine	$\mu\text{g/l}$	- $\pm$ -	<0.01 (LOD) $\pm$ -	-	-	-
Simazine	$\mu\text{g/l}$	0.174 $\pm$ 0.00425	0.05 $\pm$ 0.025	0.0191	28.7	-2.47
Terbuthylazine	$\mu\text{g/l}$	0.562 $\pm$ 0.0151	1.25 $\pm$ 0.625	0.0618	222	0.55
Terbuthylazine-desethyl	$\mu\text{g/l}$	0.274 $\pm$ 0.00994	<0.01 (LOD) $\pm$ -	0.0301	-	-
Terbuthylazine Metabolite CGA 324007 (LM5)	$\mu\text{g/l}$	- $\pm$ -	<0.01 (LOD) $\pm$ -	-	-	-
Terbuthylazine Metabolite SYN 545666 (LM6)	$\mu\text{g/l}$	0.154 $\pm$ 0.0201	<0.01 (LOD) $\pm$ -	0.0369	-	-

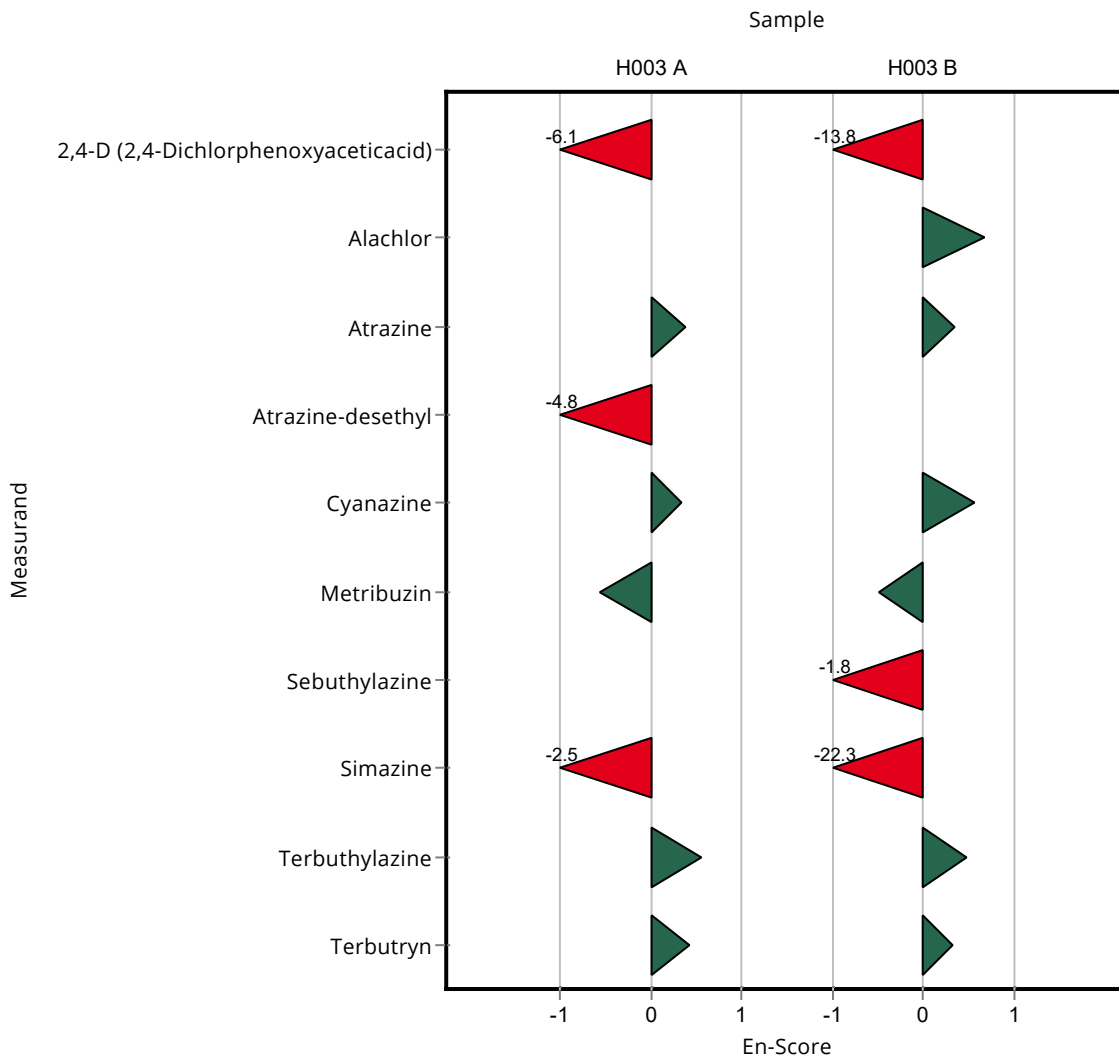
Parameter	Unit	Assigned $\pm$ U (k=2) value	Result $\pm$ U	Criterion	Recovery [%]	En-Score
Terbutylazine Metabolite SYN 546009 (LM3)	$\mu\text{g/l}$	- $\pm$ -	<0.01 (LOD) $\pm$ -	-	-	-
Terbutryn	$\mu\text{g/l}$	0.426 $\pm$ 0.0169	0.75 $\pm$ 0.375	0.0426	176	0.43
Tritosulfuron	$\mu\text{g/l}$	- $\pm$ -	<0.01 (LOD) $\pm$ -	-	-	-

## Sample: H003B

Parameter	Unit	Assigned $\pm$ U (k=2) value	Result $\pm$ U	Criterion	Recovery [%]	En-Score
2,4,5-Trichlorophenoxyacetic acid	$\mu\text{g/l}$	0.341 $\pm$ 0.0365	<0.01 (LOD) $\pm$ -	0.0615	-	-
2,4-D (2,4-Dichlorophenoxyacetic acid)	$\mu\text{g/l}$	0.348 $\pm$ 0.0129	0.02 $\pm$ 0.01	0.0487	5.75	-13.77
2,6-Dichlorobenzamide	$\mu\text{g/l}$	0.437 $\pm$ 0.017	<0.01 (LOD) $\pm$ -	0.0655	-	-
Alachlor	$\mu\text{g/l}$	0.487 $\pm$ 0.0145	1.5 $\pm$ 0.75	0.0585	308	0.68
Alachlor-t-acid (Alachlor-OA)	$\mu\text{g/l}$	0.185 $\pm$ 0.0171	<0.01 (LOD) $\pm$ -	0.0278	-	-
Alachlor-t-sulfonic acid (Alachlor-ESA)	$\mu\text{g/l}$	0.29 $\pm$ 0.0395	<0.01 (LOD) $\pm$ -	0.0608	-	-
AMPA	$\mu\text{g/l}$	0.562 $\pm$ 0.0415	<0.01 (LOD) $\pm$ -	0.073	-	-
Atrazine	$\mu\text{g/l}$	0.658 $\pm$ 0.0171	1 $\pm$ 0.5	0.0724	152	0.34
Atrazine-desethyl	$\mu\text{g/l}$	0.275 $\pm$ 0.0128	<0.01 (LOD) $\pm$ -	0.033	-	-
Atrazine-desethyl-desisopropyl	$\mu\text{g/l}$	0.423 $\pm$ 0.0502	<0.01 (LOD) $\pm$ -	0.131	-	-
Atrazine-desisopropyl	$\mu\text{g/l}$	0.242 $\pm$ 0.0176	<0.01 (LOD) $\pm$ -	0.0387	-	-
Bentazone	$\mu\text{g/l}$	0.735 $\pm$ 0.0273	<0.01 (LOD) $\pm$ -	0.11	-	-
Chloridazon-desphenyl	$\mu\text{g/l}$	0.245 $\pm$ 0.0118	<0.01 (LOD) $\pm$ -	0.0269	-	-
Chlorothalonil-4-hydroxy	$\mu\text{g/l}$	- $\pm$ -	<0.01 (LOD) $\pm$ -	-	-	-
Chlorothalonil Metabolite R417888 (Chlorothalonil-ESA)	$\mu\text{g/l}$	0.423 $\pm$ 0.0247	<0.01 (LOD) $\pm$ -	0.0845	-	-
Chlorothalonil Metabolite R471811	$\mu\text{g/l}$	0.644 $\pm$ 0.0996	<0.01 (LOD) $\pm$ -	0.167	-	-
Chlorothalonil Metabolite R611965 (3-carbamyl-2,4,5-trichlorobenzoic acid)	$\mu\text{g/l}$	- $\pm$ -	<0.01 (LOD) $\pm$ -	-	-	-
Chlorothalonil Metabolite R611968	$\mu\text{g/l}$	- $\pm$ -	<0.01 (LOD) $\pm$ -	-	-	-

Parameter	Unit	Assigned $\pm$ U (k=2) value	Result $\pm$ U	Criterion	Recovery [%]	En-Score
Chlorothalonil Metabolite SYN507900	$\mu\text{g/l}$	- $\pm$ -	<0.01 (LOD) $\pm$ -	-	-	-
Chlorothalonil Metabolite SYN548580	$\mu\text{g/l}$	- $\pm$ -	<0.01 (LOD) $\pm$ -	-	-	-
Chlorothalonil Metabolite SYN548581	$\mu\text{g/l}$	- $\pm$ -	<0.01 (LOD) $\pm$ -	-	-	-
Clopyralid	$\mu\text{g/l}$	0.503 $\pm$ 0.059	<0.01 (LOD) $\pm$ -	0.101	-	-
Cyanazine	$\mu\text{g/l}$	0.441 $\pm$ 0.0221	1 $\pm$ 0.5	0.0618	227	0.56
Dicamba	$\mu\text{g/l}$	- $\pm$ -	<0.01 (LOD) $\pm$ -	-	-	-
Dichlorprop	$\mu\text{g/l}$	0.295 $\pm$ 0.0109	<0.01 (LOD) $\pm$ -	0.0354	-	-
Dimethachlor ethane sulfonic acid (CGA 354742, Dimethachlor-ESA)	$\mu\text{g/l}$	0.112 $\pm$ 0.00608	<0.01 (LOD) $\pm$ -	0.0224	-	-
Dimethachlor Metabolite - CGA 369873	$\mu\text{g/l}$	0.308 $\pm$ 0.0189	<0.01 (LOD) $\pm$ -	0.0617	-	-
Dimethachlor Metabolite - CGA 373464 (acetic acid methyl ester)	$\mu\text{g/l}$	- $\pm$ -	<0.01 (LOD) $\pm$ -	-	-	-
Dimethachlor Metabolite - CGA 373464 (free acid)	$\mu\text{g/l}$	- $\pm$ -	<0.01 (LOD) $\pm$ -	-	-	-
Dimethachlor oxalamic acid (CGA 50266, Dimethachlor-OA)	$\mu\text{g/l}$	0.449 $\pm$ 0.0607	<0.01 (LOD) $\pm$ -	0.108	-	-
Glufosinate	$\mu\text{g/l}$	- $\pm$ -	<0.01 (LOD) $\pm$ -	-	-	-
Glufosinate metabolite MPPA	$\mu\text{g/l}$	- $\pm$ -	<0.01 (LOD) $\pm$ -	-	-	-
Glyphosate	$\mu\text{g/l}$	0.854 $\pm$ 0.0484	<0.01 (LOD) $\pm$ -	0.171	-	-
Metazachlor	$\mu\text{g/l}$	0.153 $\pm$ 0.00654	<0.01 (LOD) $\pm$ -	0.0184	-	-
Metolachlor	$\mu\text{g/l}$	0.385 $\pm$ 0.00907	<0.01 (LOD) $\pm$ -	0.0578	-	-
Metribuzin	$\mu\text{g/l}$	0.374 $\pm$ 0.0099	0.25 $\pm$ 0.125	0.0374	66.9	-0.49
Nicosulfuron	$\mu\text{g/l}$	0.88 $\pm$ 0.0652	<0.01 (LOD) $\pm$ -	0.22	-	-
Prometryn	$\mu\text{g/l}$	0.164 $\pm$ 0.00618	<0.01 (LOD) $\pm$ -	0.0213	-	-
Propazine	$\mu\text{g/l}$	0.108 $\pm$ 0.0054	<0.01 (LOD) $\pm$ -	0.014	-	-
s-Metolachlor Metabolite CGA 368208	$\mu\text{g/l}$	0.182 $\pm$ 0.00883	<0.01 (LOD) $\pm$ -	0.0182	-	-
s-Metolachlor Metabolite NOA 413173	$\mu\text{g/l}$	0.496 $\pm$ 0.0472	<0.01 (LOD) $\pm$ -	0.0843	-	-

Parameter	Unit	Assigned $\pm$ U (k=2) value	Result $\pm$ U	Criterion	Recovery [%]	En-Score
Sebuthylazine	$\mu\text{g/l}$	0.695 $\pm$ 0.0268	0.25 $\pm$ 0.125	0.0647	36	-1.77
Simazine	$\mu\text{g/l}$	0.35 $\pm$ 0.0116	0.01 $\pm$ 0.005	0.0385	2.85	-22.27
Terbuthylazine	$\mu\text{g/l}$	0.266 $\pm$ 0.00731	0.5 $\pm$ 0.25	0.0293	188	0.47
Terbuthylazine-desethyl	$\mu\text{g/l}$	0.546 $\pm$ 0.0206	<0.01 (LOD) $\pm$ -	0.06	-	-
Terbuthylazine Metabolite CGA 324007 (LM5)	$\mu\text{g/l}$	- $\pm$ -	<0.01 (LOD) $\pm$ -	-	-	-
Terbuthylazine Metabolite SYN 545666 (LM6)	$\mu\text{g/l}$	0.318 $\pm$ 0.0221	<0.01 (LOD) $\pm$ -	0.0318	-	-
Terbuthylazine Metabolite SYN 546009 (LM3)	$\mu\text{g/l}$	- $\pm$ -	<0.01 (LOD) $\pm$ -	-	-	-
Terbutryn	$\mu\text{g/l}$	0.172 $\pm$ 0.00582	0.25 $\pm$ 0.125	0.0172	145	0.31
Tritosulfuron	$\mu\text{g/l}$	- $\pm$ -	<0.01 (LOD) $\pm$ -	-	-	-



## Sample: H003A

Parameter	Unit	Assigned $\pm$ U (k=2) value	Result $\pm$ U	Criterion	Recovery [%]	z-Score
2,4,5-Trichlorophenoxyacetic acid	$\mu\text{g/l}$	0.153 $\pm$ 0.0114	- $\pm$ -	0.0275	-	-
2,4-D (2,4-Dichlorphenoxyaceticacid)	$\mu\text{g/l}$	0.734 $\pm$ 0.0275	- $\pm$ -	0.103	-	-
2,6-Dichlorobenzamide	$\mu\text{g/l}$	0.217 $\pm$ 0.00924	0.235 $\pm$ 0.0705	0.0325	108	0.56
Alachlor	$\mu\text{g/l}$	0.106 $\pm$ 0.00457	- $\pm$ -	0.0127	-	-
Alachlor-t-acid (Alachlor-OA)	$\mu\text{g/l}$	0.935 $\pm$ 0.057	- $\pm$ -	0.14	-	-
Alachlor-t-sulfonic acid (Alachlor-ESA)	$\mu\text{g/l}$	0.291 $\pm$ 0.0115	0.413 $\pm$ 0.1239	0.0378	142	3.22
AMPA	$\mu\text{g/l}$	1 $\pm$ 0.0378	0.968 $\pm$ 0.213	0.13	96.7	-0.25
Atrazine	$\mu\text{g/l}$	0.153 $\pm$ 0.00407	0.151 $\pm$ 0.0453	0.0168	98.9	-0.10
Atrazine-desethyl	$\mu\text{g/l}$	0.594 $\pm$ 0.0215	0.572 $\pm$ 0.1716	0.0712	96.4	-0.30
Atrazine-desethyl-desisopropyl	$\mu\text{g/l}$	0.166 $\pm$ 0.0155	- $\pm$ -	0.0515	-	-
Atrazine-desisopropyl	$\mu\text{g/l}$	0.245 $\pm$ 0.0211	0.21 $\pm$ 0.063	0.0441	85.7	-0.79
Bentazone	$\mu\text{g/l}$	0.166 $\pm$ 0.00606	0.183 $\pm$ 0.0421	0.0248	110	0.70
Chloridazon-desphenyl	$\mu\text{g/l}$	0.129 $\pm$ 0.00676	- $\pm$ -	0.0142	-	-
Chlorothalonil-4-hydroxy	$\mu\text{g/l}$	- $\pm$ -	- $\pm$ -	-	-	-
Chlorothalonil Metabolite R417888 (Chlorothalonil-ESA)	$\mu\text{g/l}$	0.0798 $\pm$ 0.00395	0.088 $\pm$ 0.0264	0.016	110	0.52
Chlorothalonil Metabolite R471811	$\mu\text{g/l}$	0.187 $\pm$ 0.0395	0.127 $\pm$ 0.0381	0.0655	67.9	-0.92
Chlorothalonil Metabolite R611965 (3-carbamyl-2,4,5-trichlorobenzoic acid)	$\mu\text{g/l}$	- $\pm$ -	- $\pm$ -	-	-	-
Chlorothalonil Metabolite R611968	$\mu\text{g/l}$	- $\pm$ -	- $\pm$ -	-	-	-
Chlorothalonil Metabolite SYN507900	$\mu\text{g/l}$	- $\pm$ -	- $\pm$ -	-	-	-
Chlorothalonil Metabolite SYN548580	$\mu\text{g/l}$	- $\pm$ -	- $\pm$ -	-	-	-
Chlorothalonil Metabolite SYN548581	$\mu\text{g/l}$	- $\pm$ -	- $\pm$ -	-	-	-
Clopyralid	$\mu\text{g/l}$	0.24 $\pm$ 0.0285	- $\pm$ -	0.048	-	-
Cyanazine	$\mu\text{g/l}$	0.167 $\pm$ 0.00751	- $\pm$ -	0.0234	-	-

Parameter	Unit	Assigned $\pm$ U (k=2) value	Result $\pm$ U	Criterion	Recovery [%]	z-Score
Dicamba	$\mu\text{g/l}$	- $\pm$ -	- $\pm$ -	-	-	-
Dichlorprop	$\mu\text{g/l}$	0.553 $\pm$ 0.0349	0.654 $\pm$ 0.1962	0.0664	118	1.51
Dimethachlor ethane sulfonic acid (CGA 354742, Dimethachlor-ESA)	$\mu\text{g/l}$	0.233 $\pm$ 0.0174	0.3 $\pm$ 0.09	0.0465	129	1.45
Dimethachlor Metabolite - CGA 369873	$\mu\text{g/l}$	0.144 $\pm$ 0.00926	0.197 $\pm$ 0.0591	0.0288	137	1.85
Dimethachlor Metabolite - CGA 373464 (acetic acid methyl ester)	$\mu\text{g/l}$	- $\pm$ -	- $\pm$ -	-	-	-
Dimethachlor Metabolite - CGA 373464 (free acid)	$\mu\text{g/l}$	- $\pm$ -	- $\pm$ -	-	-	-
Dimethachlor oxalamic acid (CGA 50266, Dimethachlor-OA)	$\mu\text{g/l}$	0.43 $\pm$ 0.0555	0.525 $\pm$ 0.1575	0.099	122	0.96
Glufosinate	$\mu\text{g/l}$	- $\pm$ -	- $\pm$ -	-	-	-
Glufosinate metabolite MPPA	$\mu\text{g/l}$	- $\pm$ -	- $\pm$ -	-	-	-
Glyphosate	$\mu\text{g/l}$	0.411 $\pm$ 0.0171	0.427 $\pm$ 0.0641	0.0821	104	0.20
Metazachlor	$\mu\text{g/l}$	0.161 $\pm$ 0.00743	0.138 $\pm$ 0.0414	0.0193	85.6	-1.20
Metolachlor	$\mu\text{g/l}$	0.176 $\pm$ 0.00384	0.14 $\pm$ 0.042	0.0264	79.5	-1.36
Metribuzin	$\mu\text{g/l}$	0.781 $\pm$ 0.0333	0.743 $\pm$ 0.2229	0.0781	95.1	-0.49
Nicosulfuron	$\mu\text{g/l}$	0.286 $\pm$ 0.0712	0.35 $\pm$ 0.105	0.111	123	0.58
Prometryn	$\mu\text{g/l}$	0.429 $\pm$ 0.0169	- $\pm$ -	0.0558	-	-
Propazine	$\mu\text{g/l}$	0.229 $\pm$ 0.00751	0.243 $\pm$ 0.0729	0.0297	106	0.48
s-Metolachlor Metabolite CGA 368208	$\mu\text{g/l}$	0.421 $\pm$ 0.0406	- $\pm$ -	0.059	-	-
s-Metolachlor Metabolite NOA 413173	$\mu\text{g/l}$	0.176 $\pm$ 0.0206	0.172 $\pm$ 0.0516	0.0353	97.5	-0.13
Sebuthylazine	$\mu\text{g/l}$	- $\pm$ -	- $\pm$ -	-	-	-
Simazine	$\mu\text{g/l}$	0.174 $\pm$ 0.00425	0.176 $\pm$ 0.0528	0.0191	101	0.10
Terbuthylazine	$\mu\text{g/l}$	0.562 $\pm$ 0.0151	0.566 $\pm$ 0.1698	0.0618	101	0.07
Terbuthylazine-desethyl	$\mu\text{g/l}$	0.274 $\pm$ 0.00994	0.255 $\pm$ 0.0765	0.0301	93.1	-0.63
Terbuthylazine Metabolite CGA 324007 (LM5)	$\mu\text{g/l}$	- $\pm$ -	- $\pm$ -	-	-	-
Terbuthylazine Metabolite SYN 545666 (LM6)	$\mu\text{g/l}$	0.154 $\pm$ 0.0201	- $\pm$ -	0.0369	-	-

Summary of results Herbicides/pesticides - H003

Labcode: LC0011

Parameter	Unit	Assigned $\pm$ U (k=2) value	Result $\pm$ U	Criterion	Recovery [%]	z-Score
Terbutylazine Metabolite SYN 546009 (LM3)	$\mu\text{g/l}$	- $\pm$ -	- $\pm$ -	-	-	-
Terbutryn	$\mu\text{g/l}$	0.426 $\pm$ 0.0169	- $\pm$ -	0.0426	-	-
Tritosulfuron	$\mu\text{g/l}$	- $\pm$ -	- $\pm$ -	-	-	-

Sample: H003B

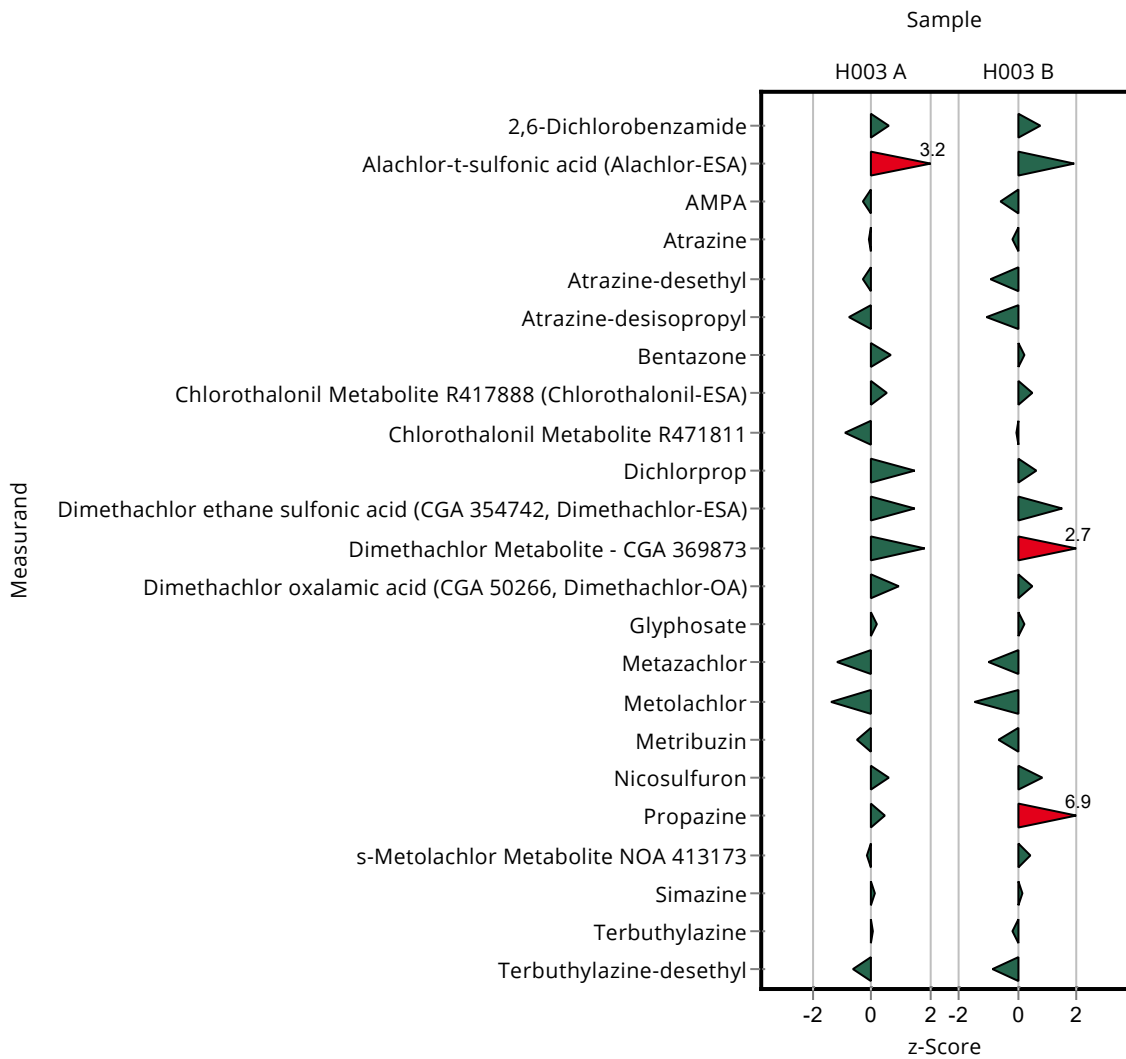
Parameter	Unit	Assigned $\pm$ U (k=2) value	Result $\pm$ U	Criterion	Recovery [%]	z-Score
2,4,5-Trichlorophenoxyacetic acid	$\mu\text{g/l}$	0.341 $\pm$ 0.0365	- $\pm$ -	0.0615	-	-
2,4-D (2,4-Dichlorophenoxyacetic acid)	$\mu\text{g/l}$	0.348 $\pm$ 0.0129	- $\pm$ -	0.0487	-	-
2,6-Dichlorobenzamide	$\mu\text{g/l}$	0.437 $\pm$ 0.017	0.485 $\pm$ 0.1455	0.0655	111	0.74
Alachlor	$\mu\text{g/l}$	0.487 $\pm$ 0.0145	- $\pm$ -	0.0585	-	-
Alachlor-t-acid (Alachlor-OA)	$\mu\text{g/l}$	0.185 $\pm$ 0.0171	- $\pm$ -	0.0278	-	-
Alachlor-t-sulfonic acid (Alachlor-ESA)	$\mu\text{g/l}$	0.29 $\pm$ 0.0395	0.408 $\pm$ 0.1224	0.0608	141	1.95
AMPA	$\mu\text{g/l}$	0.562 $\pm$ 0.0415	0.517 $\pm$ 0.1137	0.073	92	-0.61
Atrazine	$\mu\text{g/l}$	0.658 $\pm$ 0.0171	0.643 $\pm$ 0.1929	0.0724	97.8	-0.20
Atrazine-desethyl	$\mu\text{g/l}$	0.275 $\pm$ 0.0128	0.245 $\pm$ 0.0735	0.033	89.1	-0.91
Atrazine-desethyl-desisopropyl	$\mu\text{g/l}$	0.423 $\pm$ 0.0502	- $\pm$ -	0.131	-	-
Atrazine-desisopropyl	$\mu\text{g/l}$	0.242 $\pm$ 0.0176	0.201 $\pm$ 0.0603	0.0387	83.2	-1.05
Bentazone	$\mu\text{g/l}$	0.735 $\pm$ 0.0273	0.758 $\pm$ 0.1743	0.11	103	0.21
Chloridazon-desphenyl	$\mu\text{g/l}$	0.245 $\pm$ 0.0118	- $\pm$ -	0.0269	-	-
Chlorothalonil-4-hydroxy	$\mu\text{g/l}$	- $\pm$ -	- $\pm$ -	-	-	-
Chlorothalonil Metabolite R417888 (Chlorothalonil-ESA)	$\mu\text{g/l}$	0.423 $\pm$ 0.0247	0.463 $\pm$ 0.1389	0.0845	110	0.48
Chlorothalonil Metabolite R471811	$\mu\text{g/l}$	0.644 $\pm$ 0.0996	0.639 $\pm$ 0.1917	0.167	99.2	-0.03
Chlorothalonil Metabolite R611965 (3-carbamyl-2,4,5-trichlorobenzoic acid)	$\mu\text{g/l}$	- $\pm$ -	- $\pm$ -	-	-	-
Chlorothalonil Metabolite R611968	$\mu\text{g/l}$	- $\pm$ -	- $\pm$ -	-	-	-

Parameter	Unit	Assigned $\pm$ U (k=2) value	Result $\pm$ U	Criterion	Recovery [%]	z-Score
Chlorothalonil Metabolite SYN507900	$\mu\text{g/l}$	- $\pm$ -	- $\pm$ -	-	-	-
Chlorothalonil Metabolite SYN548580	$\mu\text{g/l}$	- $\pm$ -	- $\pm$ -	-	-	-
Chlorothalonil Metabolite SYN548581	$\mu\text{g/l}$	- $\pm$ -	- $\pm$ -	-	-	-
Clopyralid	$\mu\text{g/l}$	0.503 $\pm$ 0.059	- $\pm$ -	0.101	-	-
Cyanazine	$\mu\text{g/l}$	0.441 $\pm$ 0.0221	- $\pm$ -	0.0618	-	-
Dicamba	$\mu\text{g/l}$	- $\pm$ -	- $\pm$ -	-	-	-
Dichlorprop	$\mu\text{g/l}$	0.295 $\pm$ 0.0109	0.316 $\pm$ 0.0948	0.0354	107	0.60
Dimethachlor ethane sulfonic acid (CGA 354742, Dimethachlor-ESA)	$\mu\text{g/l}$	0.112 $\pm$ 0.00608	0.146 $\pm$ 0.0438	0.0224	130	1.52
Dimethachlor Metabolite - CGA 369873	$\mu\text{g/l}$	0.308 $\pm$ 0.0189	0.474 $\pm$ 0.1422	0.0617	154	2.69
Dimethachlor Metabolite - CGA 373464 (acetic acid methyl ester)	$\mu\text{g/l}$	- $\pm$ -	- $\pm$ -	-	-	-
Dimethachlor Metabolite - CGA 373464 (free acid)	$\mu\text{g/l}$	- $\pm$ -	- $\pm$ -	-	-	-
Dimethachlor oxalamic acid (CGA 50266, Dimethachlor-OA)	$\mu\text{g/l}$	0.449 $\pm$ 0.0607	0.504 $\pm$ 0.1512	0.108	112	0.51
Glufosinate	$\mu\text{g/l}$	- $\pm$ -	- $\pm$ -	-	-	-
Glufosinate metabolite MPPA	$\mu\text{g/l}$	- $\pm$ -	- $\pm$ -	-	-	-
Glyphosate	$\mu\text{g/l}$	0.854 $\pm$ 0.0484	0.892 $\pm$ 0.1338	0.171	104	0.22
Metazachlor	$\mu\text{g/l}$	0.153 $\pm$ 0.00654	0.134 $\pm$ 0.0402	0.0184	87.6	-1.03
Metolachlor	$\mu\text{g/l}$	0.385 $\pm$ 0.00907	0.3 $\pm$ 0.09	0.0578	77.8	-1.48
Metribuzin	$\mu\text{g/l}$	0.374 $\pm$ 0.0099	0.348 $\pm$ 0.1044	0.0374	93.2	-0.68
Nicosulfuron	$\mu\text{g/l}$	0.88 $\pm$ 0.0652	1.06 $\pm$ 0.318	0.22	120	0.82
Prometryn	$\mu\text{g/l}$	0.164 $\pm$ 0.00618	- $\pm$ -	0.0213	-	-
Propazine	$\mu\text{g/l}$	0.108 $\pm$ 0.0054	0.205 $\pm$ 0.0615	0.014	190	6.92
s-Metolachlor Metabolite CGA 368208	$\mu\text{g/l}$	0.182 $\pm$ 0.00883	- $\pm$ -	0.0182	-	-
s-Metolachlor Metabolite NOA 413173	$\mu\text{g/l}$	0.496 $\pm$ 0.0472	0.533 $\pm$ 0.1599	0.0843	108	0.44

Summary of results Herbicides/pesticides - H003

Labcode: LC0011

Parameter	Unit	Assigned $\pm$ U (k=2) value	Result $\pm$ U	Criterion	Recovery [%]	z-Score
Sebuthylazine	$\mu\text{g/l}$	0.695 $\pm$ 0.0268	- $\pm$ -	0.0647	-	-
Simazine	$\mu\text{g/l}$	0.35 $\pm$ 0.0116	0.356 $\pm$ 0.1068	0.0385	102	0.15
Terbuthylazine	$\mu\text{g/l}$	0.266 $\pm$ 0.00731	0.26 $\pm$ 0.078	0.0293	97.6	-0.22
Terbuthylazine-desethyl	$\mu\text{g/l}$	0.546 $\pm$ 0.0206	0.493 $\pm$ 0.1479	0.06	90.4	-0.88
Terbuthylazine Metabolite CGA 324007 (LM5)	$\mu\text{g/l}$	- $\pm$ -	- $\pm$ -	-	-	-
Terbuthylazine Metabolite SYN 545666 (LM6)	$\mu\text{g/l}$	0.318 $\pm$ 0.0221	- $\pm$ -	0.0318	-	-
Terbuthylazine Metabolite SYN 546009 (LM3)	$\mu\text{g/l}$	- $\pm$ -	- $\pm$ -	-	-	-
Terbutryn	$\mu\text{g/l}$	0.172 $\pm$ 0.00582	- $\pm$ -	0.0172	-	-
Tritosulfuron	$\mu\text{g/l}$	- $\pm$ -	- $\pm$ -	-	-	-



## Sample: H003A

Parameter	Unit	Assigned $\pm$ U (k=2) value	Result $\pm$ U	Criterion	Recovery [%]	En-Score
2,4,5-Trichlorophenoxyacetic acid	$\mu\text{g/l}$	0.153 $\pm$ 0.0114	- $\pm$ -	0.0275	-	-
2,4-D (2,4-Dichlorphenoxyaceticacid)	$\mu\text{g/l}$	0.734 $\pm$ 0.0275	- $\pm$ -	0.103	-	-
2,6-Dichlorobenzamide	$\mu\text{g/l}$	0.217 $\pm$ 0.00924	0.235 $\pm$ 0.0705	0.0325	108	0.13
Alachlor	$\mu\text{g/l}$	0.106 $\pm$ 0.00457	- $\pm$ -	0.0127	-	-
Alachlor-t-acid (Alachlor-OA)	$\mu\text{g/l}$	0.935 $\pm$ 0.057	- $\pm$ -	0.14	-	-
Alachlor-t-sulfonic acid (Alachlor-ESA)	$\mu\text{g/l}$	0.291 $\pm$ 0.0115	0.413 $\pm$ 0.1239	0.0378	142	0.49
AMPA	$\mu\text{g/l}$	1 $\pm$ 0.0378	0.968 $\pm$ 0.213	0.13	96.7	-0.08
Atrazine	$\mu\text{g/l}$	0.153 $\pm$ 0.00407	0.151 $\pm$ 0.0453	0.0168	98.9	-0.02
Atrazine-desethyl	$\mu\text{g/l}$	0.594 $\pm$ 0.0215	0.572 $\pm$ 0.1716	0.0712	96.4	-0.06
Atrazine-desethyl-desisopropyl	$\mu\text{g/l}$	0.166 $\pm$ 0.0155	- $\pm$ -	0.0515	-	-
Atrazine-desisopropyl	$\mu\text{g/l}$	0.245 $\pm$ 0.0211	0.21 $\pm$ 0.063	0.0441	85.7	-0.27
Bentazone	$\mu\text{g/l}$	0.166 $\pm$ 0.00606	0.183 $\pm$ 0.0421	0.0248	110	0.21
Chloridazon-desphenyl	$\mu\text{g/l}$	0.129 $\pm$ 0.00676	- $\pm$ -	0.0142	-	-
Chlorothalonil-4-hydroxy	$\mu\text{g/l}$	- $\pm$ -	- $\pm$ -	-	-	-
Chlorothalonil Metabolite R417888 (Chlorothalonil-ESA)	$\mu\text{g/l}$	0.0798 $\pm$ 0.00395	0.088 $\pm$ 0.0264	0.016	110	0.16
Chlorothalonil Metabolite R471811	$\mu\text{g/l}$	0.187 $\pm$ 0.0395	0.127 $\pm$ 0.0381	0.0655	67.9	-0.70
Chlorothalonil Metabolite R611965 (3-carbamyl-2,4,5-trichlorobenzoic acid)	$\mu\text{g/l}$	- $\pm$ -	- $\pm$ -	-	-	-
Chlorothalonil Metabolite R611968	$\mu\text{g/l}$	- $\pm$ -	- $\pm$ -	-	-	-
Chlorothalonil Metabolite SYN507900	$\mu\text{g/l}$	- $\pm$ -	- $\pm$ -	-	-	-
Chlorothalonil Metabolite SYN548580	$\mu\text{g/l}$	- $\pm$ -	- $\pm$ -	-	-	-
Chlorothalonil Metabolite SYN548581	$\mu\text{g/l}$	- $\pm$ -	- $\pm$ -	-	-	-
Clopyralid	$\mu\text{g/l}$	0.24 $\pm$ 0.0285	- $\pm$ -	0.048	-	-
Cyanazine	$\mu\text{g/l}$	0.167 $\pm$ 0.00751	- $\pm$ -	0.0234	-	-

Parameter	Unit	Assigned $\pm$ U (k=2) value	Result $\pm$ U	Criterion	Recovery [%]	En-Score
Dicamba	$\mu\text{g/l}$	- $\pm$ -	- $\pm$ -	-	-	-
Dichlorprop	$\mu\text{g/l}$	0.553 $\pm$ 0.0349	0.654 $\pm$ 0.1962	0.0664	118	0.26
Dimethachlor ethane sulfonic acid (CGA 354742, Dimethachlor-ESA)	$\mu\text{g/l}$	0.233 $\pm$ 0.0174	0.3 $\pm$ 0.09	0.0465	129	0.37
Dimethachlor Metabolite - CGA 369873	$\mu\text{g/l}$	0.144 $\pm$ 0.00926	0.197 $\pm$ 0.0591	0.0288	137	0.45
Dimethachlor Metabolite - CGA 373464 (acetic acid methyl ester)	$\mu\text{g/l}$	- $\pm$ -	- $\pm$ -	-	-	-
Dimethachlor Metabolite - CGA 373464 (free acid)	$\mu\text{g/l}$	- $\pm$ -	- $\pm$ -	-	-	-
Dimethachlor oxalamic acid (CGA 50266, Dimethachlor-OA)	$\mu\text{g/l}$	0.43 $\pm$ 0.0555	0.525 $\pm$ 0.1575	0.099	122	0.30
Glufosinate	$\mu\text{g/l}$	- $\pm$ -	- $\pm$ -	-	-	-
Glufosinate metabolite MPPA	$\mu\text{g/l}$	- $\pm$ -	- $\pm$ -	-	-	-
Glyphosate	$\mu\text{g/l}$	0.411 $\pm$ 0.0171	0.427 $\pm$ 0.0641	0.0821	104	0.13
Metazachlor	$\mu\text{g/l}$	0.161 $\pm$ 0.00743	0.138 $\pm$ 0.0414	0.0193	85.6	-0.28
Metolachlor	$\mu\text{g/l}$	0.176 $\pm$ 0.00384	0.14 $\pm$ 0.042	0.0264	79.5	-0.43
Metribuzin	$\mu\text{g/l}$	0.781 $\pm$ 0.0333	0.743 $\pm$ 0.2229	0.0781	95.1	-0.08
Nicosulfuron	$\mu\text{g/l}$	0.286 $\pm$ 0.0712	0.35 $\pm$ 0.105	0.111	123	0.29
Prometryn	$\mu\text{g/l}$	0.429 $\pm$ 0.0169	- $\pm$ -	0.0558	-	-
Propazine	$\mu\text{g/l}$	0.229 $\pm$ 0.00751	0.243 $\pm$ 0.0729	0.0297	106	0.10
s-Metolachlor Metabolite CGA 368208	$\mu\text{g/l}$	0.421 $\pm$ 0.0406	- $\pm$ -	0.059	-	-
s-Metolachlor Metabolite NOA 413173	$\mu\text{g/l}$	0.176 $\pm$ 0.0206	0.172 $\pm$ 0.0516	0.0353	97.5	-0.04
Sebuthylazine	$\mu\text{g/l}$	- $\pm$ -	- $\pm$ -	-	-	-
Simazine	$\mu\text{g/l}$	0.174 $\pm$ 0.00425	0.176 $\pm$ 0.0528	0.0191	101	0.02
Terbuthylazine	$\mu\text{g/l}$	0.562 $\pm$ 0.0151	0.566 $\pm$ 0.1698	0.0618	101	0.01
Terbuthylazine-desethyl	$\mu\text{g/l}$	0.274 $\pm$ 0.00994	0.255 $\pm$ 0.0765	0.0301	93.1	-0.12
Terbuthylazine Metabolite CGA 324007 (LM5)	$\mu\text{g/l}$	- $\pm$ -	- $\pm$ -	-	-	-
Terbuthylazine Metabolite SYN 545666 (LM6)	$\mu\text{g/l}$	0.154 $\pm$ 0.0201	- $\pm$ -	0.0369	-	-

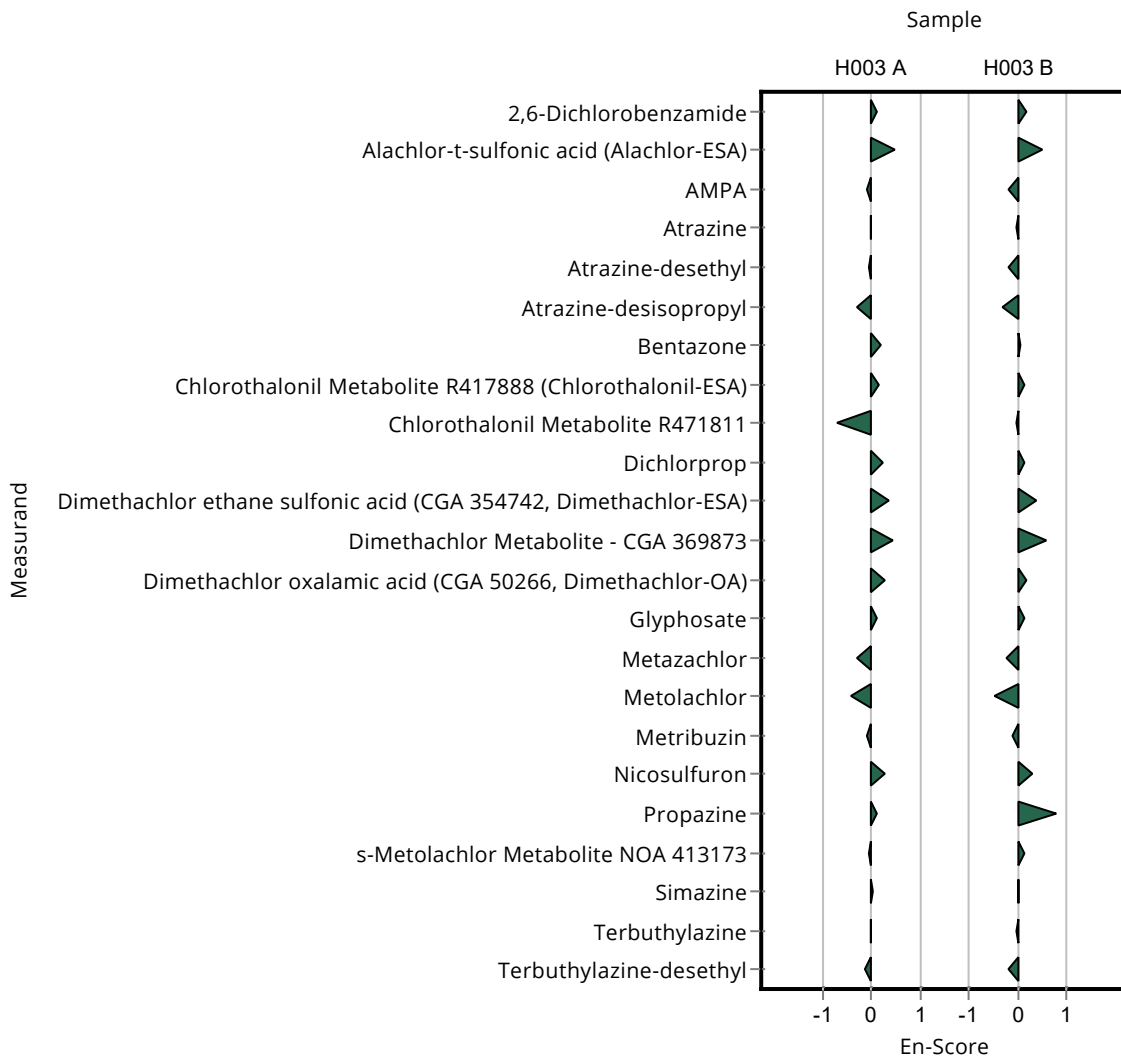
Parameter	Unit	Assigned $\pm$ U (k=2) value	Result $\pm$ U	Criterion	Recovery [%]	En-Score
Terbutylazine Metabolite SYN 546009 (LM3)	$\mu\text{g/l}$	- $\pm$ -	- $\pm$ -	-	-	-
Terbutryn	$\mu\text{g/l}$	0.426 $\pm$ 0.0169	- $\pm$ -	0.0426	-	-
Tritosulfuron	$\mu\text{g/l}$	- $\pm$ -	- $\pm$ -	-	-	-

## Sample: H003B

Parameter	Unit	Assigned $\pm$ U (k=2) value	Result $\pm$ U	Criterion	Recovery [%]	En-Score
2,4,5-Trichlorophenoxyacetic acid	$\mu\text{g/l}$	0.341 $\pm$ 0.0365	- $\pm$ -	0.0615	-	-
2,4-D (2,4-Dichlorophenoxyacetic acid)	$\mu\text{g/l}$	0.348 $\pm$ 0.0129	- $\pm$ -	0.0487	-	-
2,6-Dichlorobenzamide	$\mu\text{g/l}$	0.437 $\pm$ 0.017	0.485 $\pm$ 0.1455	0.0655	111	0.17
Alachlor	$\mu\text{g/l}$	0.487 $\pm$ 0.0145	- $\pm$ -	0.0585	-	-
Alachlor-t-acid (Alachlor-OA)	$\mu\text{g/l}$	0.185 $\pm$ 0.0171	- $\pm$ -	0.0278	-	-
Alachlor-t-sulfonic acid (Alachlor-ESA)	$\mu\text{g/l}$	0.29 $\pm$ 0.0395	0.408 $\pm$ 0.1224	0.0608	141	0.48
AMPA	$\mu\text{g/l}$	0.562 $\pm$ 0.0415	0.517 $\pm$ 0.1137	0.073	92	-0.19
Atrazine	$\mu\text{g/l}$	0.658 $\pm$ 0.0171	0.643 $\pm$ 0.1929	0.0724	97.8	-0.04
Atrazine-desethyl	$\mu\text{g/l}$	0.275 $\pm$ 0.0128	0.245 $\pm$ 0.0735	0.033	89.1	-0.20
Atrazine-desethyl-desisopropyl	$\mu\text{g/l}$	0.423 $\pm$ 0.0502	- $\pm$ -	0.131	-	-
Atrazine-desisopropyl	$\mu\text{g/l}$	0.242 $\pm$ 0.0176	0.201 $\pm$ 0.0603	0.0387	83.2	-0.33
Bentazone	$\mu\text{g/l}$	0.735 $\pm$ 0.0273	0.758 $\pm$ 0.1743	0.11	103	0.07
Chloridazon-desphenyl	$\mu\text{g/l}$	0.245 $\pm$ 0.0118	- $\pm$ -	0.0269	-	-
Chlorothalonil-4-hydroxy	$\mu\text{g/l}$	- $\pm$ -	- $\pm$ -	-	-	-
Chlorothalonil Metabolite R417888 (Chlorothalonil-ESA)	$\mu\text{g/l}$	0.423 $\pm$ 0.0247	0.463 $\pm$ 0.1389	0.0845	110	0.14
Chlorothalonil Metabolite R471811	$\mu\text{g/l}$	0.644 $\pm$ 0.0996	0.639 $\pm$ 0.1917	0.167	99.2	-0.01
Chlorothalonil Metabolite R611965 (3-carbamyl-2,4,5-trichlorobenzoic acid)	$\mu\text{g/l}$	- $\pm$ -	- $\pm$ -	-	-	-
Chlorothalonil Metabolite R611968	$\mu\text{g/l}$	- $\pm$ -	- $\pm$ -	-	-	-

Parameter	Unit	Assigned $\pm$ U (k=2) value	Result $\pm$ U	Criterion	Recovery [%]	En-Score
Chlorothalonil Metabolite SYN507900	$\mu\text{g/l}$	- $\pm$ -	- $\pm$ -	-	-	-
Chlorothalonil Metabolite SYN548580	$\mu\text{g/l}$	- $\pm$ -	- $\pm$ -	-	-	-
Chlorothalonil Metabolite SYN548581	$\mu\text{g/l}$	- $\pm$ -	- $\pm$ -	-	-	-
Clopyralid	$\mu\text{g/l}$	0.503 $\pm$ 0.059	- $\pm$ -	0.101	-	-
Cyanazine	$\mu\text{g/l}$	0.441 $\pm$ 0.0221	- $\pm$ -	0.0618	-	-
Dicamba	$\mu\text{g/l}$	- $\pm$ -	- $\pm$ -	-	-	-
Dichlorprop	$\mu\text{g/l}$	0.295 $\pm$ 0.0109	0.316 $\pm$ 0.0948	0.0354	107	0.11
Dimethachlor ethane sulfonic acid (CGA 354742, Dimethachlor-ESA)	$\mu\text{g/l}$	0.112 $\pm$ 0.00608	0.146 $\pm$ 0.0438	0.0224	130	0.39
Dimethachlor Metabolite - CGA 369873	$\mu\text{g/l}$	0.308 $\pm$ 0.0189	0.474 $\pm$ 0.1422	0.0617	154	0.58
Dimethachlor Metabolite - CGA 373464 (acetic acid methyl ester)	$\mu\text{g/l}$	- $\pm$ -	- $\pm$ -	-	-	-
Dimethachlor Metabolite - CGA 373464 (free acid)	$\mu\text{g/l}$	- $\pm$ -	- $\pm$ -	-	-	-
Dimethachlor oxalamic acid (CGA 50266, Dimethachlor-OA)	$\mu\text{g/l}$	0.449 $\pm$ 0.0607	0.504 $\pm$ 0.1512	0.108	112	0.18
Glufosinate	$\mu\text{g/l}$	- $\pm$ -	- $\pm$ -	-	-	-
Glufosinate metabolite MPPA	$\mu\text{g/l}$	- $\pm$ -	- $\pm$ -	-	-	-
Glyphosate	$\mu\text{g/l}$	0.854 $\pm$ 0.0484	0.892 $\pm$ 0.1338	0.171	104	0.14
Metazachlor	$\mu\text{g/l}$	0.153 $\pm$ 0.00654	0.134 $\pm$ 0.0402	0.0184	87.6	-0.23
Metolachlor	$\mu\text{g/l}$	0.385 $\pm$ 0.00907	0.3 $\pm$ 0.09	0.0578	77.8	-0.47
Metribuzin	$\mu\text{g/l}$	0.374 $\pm$ 0.0099	0.348 $\pm$ 0.1044	0.0374	93.2	-0.12
Nicosulfuron	$\mu\text{g/l}$	0.88 $\pm$ 0.0652	1.06 $\pm$ 0.318	0.22	120	0.28
Prometryn	$\mu\text{g/l}$	0.164 $\pm$ 0.00618	- $\pm$ -	0.0213	-	-
Propazine	$\mu\text{g/l}$	0.108 $\pm$ 0.0054	0.205 $\pm$ 0.0615	0.014	190	0.79
s-Metolachlor Metabolite CGA 368208	$\mu\text{g/l}$	0.182 $\pm$ 0.00883	- $\pm$ -	0.0182	-	-
s-Metolachlor Metabolite NOA 413173	$\mu\text{g/l}$	0.496 $\pm$ 0.0472	0.533 $\pm$ 0.1599	0.0843	108	0.12

Parameter	Unit	Assigned $\pm$ U (k=2) value	Result $\pm$ U	Criterion	Recovery [%]	En-Score
Sebuthylazine	$\mu\text{g/l}$	0.695 $\pm$ 0.0268	- $\pm$ -	0.0647	-	-
Simazine	$\mu\text{g/l}$	0.35 $\pm$ 0.0116	0.356 $\pm$ 0.1068	0.0385	102	0.03
Terbuthylazine	$\mu\text{g/l}$	0.266 $\pm$ 0.00731	0.26 $\pm$ 0.078	0.0293	97.6	-0.04
Terbuthylazine-desethyl	$\mu\text{g/l}$	0.546 $\pm$ 0.0206	0.493 $\pm$ 0.1479	0.06	90.4	-0.18
Terbuthylazine Metabolite CGA 324007 (LM5)	$\mu\text{g/l}$	- $\pm$ -	- $\pm$ -	-	-	-
Terbuthylazine Metabolite SYN 545666 (LM6)	$\mu\text{g/l}$	0.318 $\pm$ 0.0221	- $\pm$ -	0.0318	-	-
Terbuthylazine Metabolite SYN 546009 (LM3)	$\mu\text{g/l}$	- $\pm$ -	- $\pm$ -	-	-	-
Terbutryn	$\mu\text{g/l}$	0.172 $\pm$ 0.00582	- $\pm$ -	0.0172	-	-
Tritosulfuron	$\mu\text{g/l}$	- $\pm$ -	- $\pm$ -	-	-	-



## Sample: H003A

Parameter	Unit	Assigned $\pm$ U (k=2) value	Result $\pm$ U	Criterion	Recovery [%]	z-Score
2,4,5-Trichlorophenoxyacetic acid	$\mu\text{g/l}$	0.153 $\pm$ 0.0114	- $\pm$ -	0.0275	-	-
2,4-D (2,4-Dichlorphenoxyaceticacid)	$\mu\text{g/l}$	0.734 $\pm$ 0.0275	- $\pm$ -	0.103	-	-
2,6-Dichlorobenzamide	$\mu\text{g/l}$	0.217 $\pm$ 0.00924	- $\pm$ -	0.0325	-	-
Alachlor	$\mu\text{g/l}$	0.106 $\pm$ 0.00457	- $\pm$ -	0.0127	-	-
Alachlor-t-acid (Alachlor-OA)	$\mu\text{g/l}$	0.935 $\pm$ 0.057	- $\pm$ -	0.14	-	-
Alachlor-t-sulfonic acid (Alachlor-ESA)	$\mu\text{g/l}$	0.291 $\pm$ 0.0115	- $\pm$ -	0.0378	-	-
AMPA	$\mu\text{g/l}$	1 $\pm$ 0.0378	- $\pm$ -	0.13	-	-
Atrazine	$\mu\text{g/l}$	0.153 $\pm$ 0.00407	0.1451 $\pm$ 0.018	0.0168	95.1	-0.45
Atrazine-desethyl	$\mu\text{g/l}$	0.594 $\pm$ 0.0215	- $\pm$ -	0.0712	-	-
Atrazine-desethyl-desisopropyl	$\mu\text{g/l}$	0.166 $\pm$ 0.0155	- $\pm$ -	0.0515	-	-
Atrazine-desisopropyl	$\mu\text{g/l}$	0.245 $\pm$ 0.0211	- $\pm$ -	0.0441	-	-
Bentazone	$\mu\text{g/l}$	0.166 $\pm$ 0.00606	- $\pm$ -	0.0248	-	-
Chloridazon-desphenyl	$\mu\text{g/l}$	0.129 $\pm$ 0.00676	- $\pm$ -	0.0142	-	-
Chlorothalonil-4-hydroxy	$\mu\text{g/l}$	- $\pm$ -	- $\pm$ -	-	-	-
Chlorothalonil Metabolite R417888 (Chlorothalonil-ESA)	$\mu\text{g/l}$	0.0798 $\pm$ 0.00395	- $\pm$ -	0.016	-	-
Chlorothalonil Metabolite R471811	$\mu\text{g/l}$	0.187 $\pm$ 0.0395	- $\pm$ -	0.0655	-	-
Chlorothalonil Metabolite R611965 (3-carbamyl-2,4,5-trichlorobenzoic acid)	$\mu\text{g/l}$	- $\pm$ -	- $\pm$ -	-	-	-
Chlorothalonil Metabolite R611968	$\mu\text{g/l}$	- $\pm$ -	- $\pm$ -	-	-	-
Chlorothalonil Metabolite SYN507900	$\mu\text{g/l}$	- $\pm$ -	- $\pm$ -	-	-	-
Chlorothalonil Metabolite SYN548580	$\mu\text{g/l}$	- $\pm$ -	- $\pm$ -	-	-	-
Chlorothalonil Metabolite SYN548581	$\mu\text{g/l}$	- $\pm$ -	- $\pm$ -	-	-	-
Clopyralid	$\mu\text{g/l}$	0.24 $\pm$ 0.0285	- $\pm$ -	0.048	-	-
Cyanazine	$\mu\text{g/l}$	0.167 $\pm$ 0.00751	- $\pm$ -	0.0234	-	-

Parameter	Unit	Assigned $\pm$ U (k=2) value	Result $\pm$ U	Criterion	Recovery [%]	z-Score
Dicamba	$\mu\text{g/l}$	- $\pm$ -	- $\pm$ -	-	-	-
Dichlorprop	$\mu\text{g/l}$	0.553 $\pm$ 0.0349	- $\pm$ -	0.0664	-	-
Dimethachlor ethane sulfonic acid (CGA 354742, Dimethachlor-ESA)	$\mu\text{g/l}$	0.233 $\pm$ 0.0174	- $\pm$ -	0.0465	-	-
Dimethachlor Metabolite - CGA 369873	$\mu\text{g/l}$	0.144 $\pm$ 0.00926	- $\pm$ -	0.0288	-	-
Dimethachlor Metabolite - CGA 373464 (acetic acid methyl ester)	$\mu\text{g/l}$	- $\pm$ -	- $\pm$ -	-	-	-
Dimethachlor Metabolite - CGA 373464 (free acid)	$\mu\text{g/l}$	- $\pm$ -	- $\pm$ -	-	-	-
Dimethachlor oxalamic acid (CGA 50266, Dimethachlor-OA)	$\mu\text{g/l}$	0.43 $\pm$ 0.0555	- $\pm$ -	0.099	-	-
Glufosinate	$\mu\text{g/l}$	- $\pm$ -	- $\pm$ -	-	-	-
Glufosinate metabolite MPPA	$\mu\text{g/l}$	- $\pm$ -	- $\pm$ -	-	-	-
Glyphosate	$\mu\text{g/l}$	0.411 $\pm$ 0.0171	- $\pm$ -	0.0821	-	-
Metazachlor	$\mu\text{g/l}$	0.161 $\pm$ 0.00743	- $\pm$ -	0.0193	-	-
Metolachlor	$\mu\text{g/l}$	0.176 $\pm$ 0.00384	0.175 $\pm$ 0.02	0.0264	99.4	-0.04
Metribuzin	$\mu\text{g/l}$	0.781 $\pm$ 0.0333	- $\pm$ -	0.0781	-	-
Nicosulfuron	$\mu\text{g/l}$	0.286 $\pm$ 0.0712	- $\pm$ -	0.111	-	-
Prometryn	$\mu\text{g/l}$	0.429 $\pm$ 0.0169	- $\pm$ -	0.0558	-	-
Propazine	$\mu\text{g/l}$	0.229 $\pm$ 0.00751	- $\pm$ -	0.0297	-	-
s-Metolachlor Metabolite CGA 368208	$\mu\text{g/l}$	0.421 $\pm$ 0.0406	- $\pm$ -	0.059	-	-
s-Metolachlor Metabolite NOA 413173	$\mu\text{g/l}$	0.176 $\pm$ 0.0206	- $\pm$ -	0.0353	-	-
Sebuthylazine	$\mu\text{g/l}$	- $\pm$ -	- $\pm$ -	-	-	-
Simazine	$\mu\text{g/l}$	0.174 $\pm$ 0.00425	- $\pm$ -	0.0191	-	-
Terbuthylazine	$\mu\text{g/l}$	0.562 $\pm$ 0.0151	0.5327 $\pm$ 0.071	0.0618	94.8	-0.47
Terbuthylazine-desethyl	$\mu\text{g/l}$	0.274 $\pm$ 0.00994	0.273 $\pm$ 0.024	0.0301	99.7	-0.03
Terbuthylazine Metabolite CGA 324007 (LM5)	$\mu\text{g/l}$	- $\pm$ -	- $\pm$ -	-	-	-
Terbuthylazine Metabolite SYN 545666 (LM6)	$\mu\text{g/l}$	0.154 $\pm$ 0.0201	- $\pm$ -	0.0369	-	-

Parameter	Unit	Assigned $\pm$ U (k=2) value	Result $\pm$ U	Criterion	Recovery [%]	z-Score
Terbutylazine Metabolite SYN 546009 (LM3)	$\mu\text{g/l}$	- $\pm$ -	- $\pm$ -	-	-	-
Terbutryn	$\mu\text{g/l}$	0.426 $\pm$ 0.0169	- $\pm$ -	0.0426	-	-
Tritosulfuron	$\mu\text{g/l}$	- $\pm$ -	- $\pm$ -	-	-	-

Sample: H003B

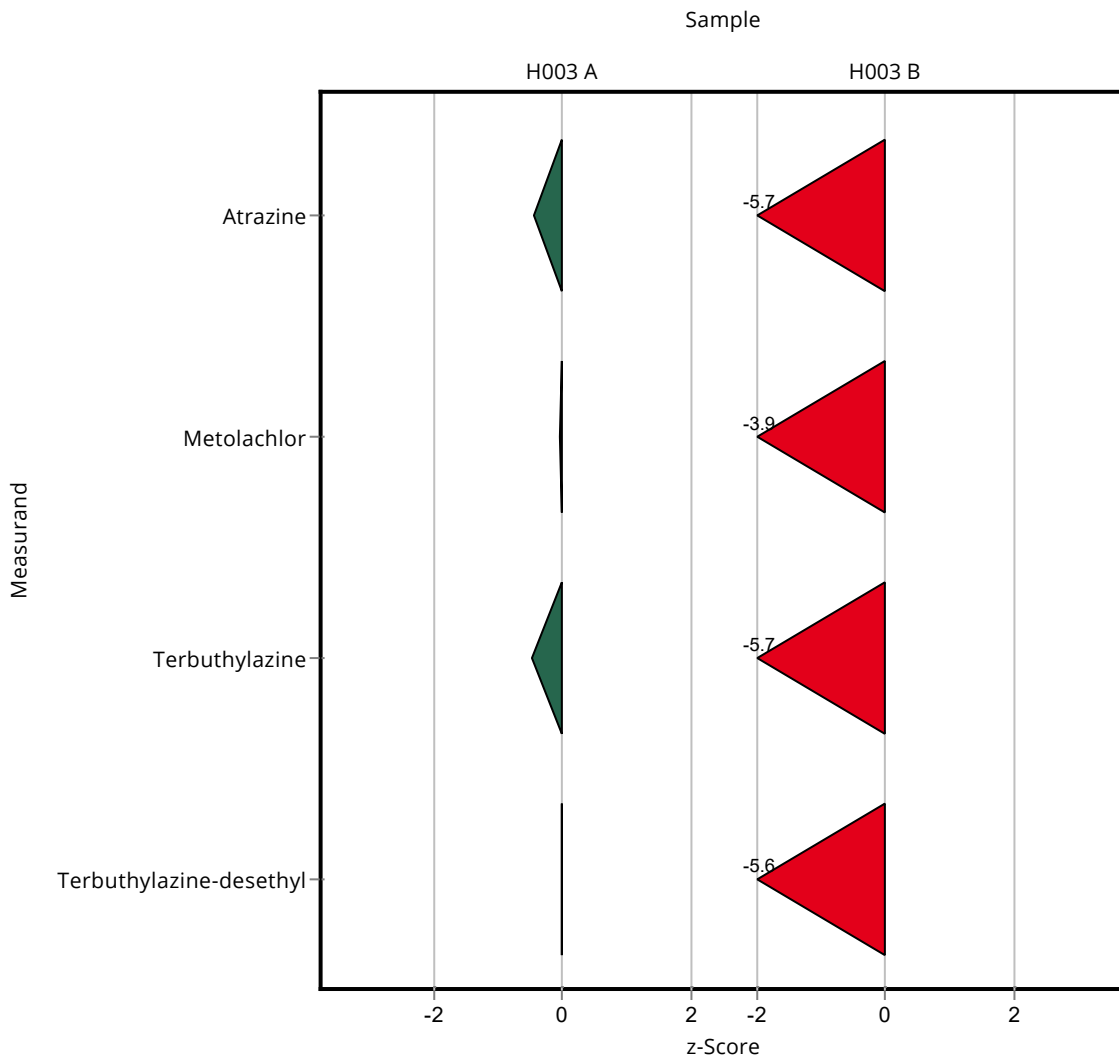
Parameter	Unit	Assigned $\pm$ U (k=2) value	Result $\pm$ U	Criterion	Recovery [%]	z-Score
2,4,5-Trichlorophenoxyacetic acid	$\mu\text{g/l}$	0.341 $\pm$ 0.0365	- $\pm$ -	0.0615	-	-
2,4-D (2,4-Dichlorophenoxyacetic acid)	$\mu\text{g/l}$	0.348 $\pm$ 0.0129	- $\pm$ -	0.0487	-	-
2,6-Dichlorobenzamide	$\mu\text{g/l}$	0.437 $\pm$ 0.017	- $\pm$ -	0.0655	-	-
Alachlor	$\mu\text{g/l}$	0.487 $\pm$ 0.0145	- $\pm$ -	0.0585	-	-
Alachlor-t-acid (Alachlor-OA)	$\mu\text{g/l}$	0.185 $\pm$ 0.0171	- $\pm$ -	0.0278	-	-
Alachlor-t-sulfonic acid (Alachlor-ESA)	$\mu\text{g/l}$	0.29 $\pm$ 0.0395	- $\pm$ -	0.0608	-	-
AMPA	$\mu\text{g/l}$	0.562 $\pm$ 0.0415	- $\pm$ -	0.073	-	-
Atrazine	$\mu\text{g/l}$	0.658 $\pm$ 0.0171	0.2444 $\pm$ 0.029	0.0724	37.2	-5.71
Atrazine-desethyl	$\mu\text{g/l}$	0.275 $\pm$ 0.0128	- $\pm$ -	0.033	-	-
Atrazine-desethyl-desisopropyl	$\mu\text{g/l}$	0.423 $\pm$ 0.0502	- $\pm$ -	0.131	-	-
Atrazine-desisopropyl	$\mu\text{g/l}$	0.242 $\pm$ 0.0176	- $\pm$ -	0.0387	-	-
Bentazone	$\mu\text{g/l}$	0.735 $\pm$ 0.0273	- $\pm$ -	0.11	-	-
Chloridazon-desphenyl	$\mu\text{g/l}$	0.245 $\pm$ 0.0118	- $\pm$ -	0.0269	-	-
Chlorothalonil-4-hydroxy	$\mu\text{g/l}$	- $\pm$ -	- $\pm$ -	-	-	-
Chlorothalonil Metabolite R417888 (Chlorothalonil-ESA)	$\mu\text{g/l}$	0.423 $\pm$ 0.0247	- $\pm$ -	0.0845	-	-
Chlorothalonil Metabolite R471811	$\mu\text{g/l}$	0.644 $\pm$ 0.0996	- $\pm$ -	0.167	-	-
Chlorothalonil Metabolite R611965 (3-carbamyl-2,4,5-trichlorobenzoic acid)	$\mu\text{g/l}$	- $\pm$ -	- $\pm$ -	-	-	-
Chlorothalonil Metabolite R611968	$\mu\text{g/l}$	- $\pm$ -	- $\pm$ -	-	-	-

Parameter	Unit	Assigned $\pm$ U (k=2) value	Result $\pm$ U	Criterion	Recovery [%]	z-Score
Chlorothalonil Metabolite SYN507900	$\mu\text{g/l}$	- $\pm$ -	- $\pm$ -	-	-	-
Chlorothalonil Metabolite SYN548580	$\mu\text{g/l}$	- $\pm$ -	- $\pm$ -	-	-	-
Chlorothalonil Metabolite SYN548581	$\mu\text{g/l}$	- $\pm$ -	- $\pm$ -	-	-	-
Clopyralid	$\mu\text{g/l}$	0.503 $\pm$ 0.059	- $\pm$ -	0.101	-	-
Cyanazine	$\mu\text{g/l}$	0.441 $\pm$ 0.0221	- $\pm$ -	0.0618	-	-
Dicamba	$\mu\text{g/l}$	- $\pm$ -	- $\pm$ -	-	-	-
Dichlorprop	$\mu\text{g/l}$	0.295 $\pm$ 0.0109	- $\pm$ -	0.0354	-	-
Dimethachlor ethane sulfonic acid (CGA 354742, Dimethachlor-ESA)	$\mu\text{g/l}$	0.112 $\pm$ 0.00608	- $\pm$ -	0.0224	-	-
Dimethachlor Metabolite - CGA 369873	$\mu\text{g/l}$	0.308 $\pm$ 0.0189	- $\pm$ -	0.0617	-	-
Dimethachlor Metabolite - CGA 373464 (acetic acid methyl ester)	$\mu\text{g/l}$	- $\pm$ -	- $\pm$ -	-	-	-
Dimethachlor Metabolite - CGA 373464 (free acid)	$\mu\text{g/l}$	- $\pm$ -	- $\pm$ -	-	-	-
Dimethachlor oxalamic acid (CGA 50266, Dimethachlor-OA)	$\mu\text{g/l}$	0.449 $\pm$ 0.0607	- $\pm$ -	0.108	-	-
Glufosinate	$\mu\text{g/l}$	- $\pm$ -	- $\pm$ -	-	-	-
Glufosinate metabolite MPPA	$\mu\text{g/l}$	- $\pm$ -	- $\pm$ -	-	-	-
Glyphosate	$\mu\text{g/l}$	0.854 $\pm$ 0.0484	- $\pm$ -	0.171	-	-
Metazachlor	$\mu\text{g/l}$	0.153 $\pm$ 0.00654	- $\pm$ -	0.0184	-	-
Metolachlor	$\mu\text{g/l}$	0.385 $\pm$ 0.00907	0.1581 $\pm$ 0.018	0.0578	41	-3.93
Metribuzin	$\mu\text{g/l}$	0.374 $\pm$ 0.0099	- $\pm$ -	0.0374	-	-
Nicosulfuron	$\mu\text{g/l}$	0.88 $\pm$ 0.0652	- $\pm$ -	0.22	-	-
Prometryn	$\mu\text{g/l}$	0.164 $\pm$ 0.00618	- $\pm$ -	0.0213	-	-
Propazine	$\mu\text{g/l}$	0.108 $\pm$ 0.0054	- $\pm$ -	0.014	-	-
s-Metolachlor Metabolite CGA 368208	$\mu\text{g/l}$	0.182 $\pm$ 0.00883	- $\pm$ -	0.0182	-	-
s-Metolachlor Metabolite NOA 413173	$\mu\text{g/l}$	0.496 $\pm$ 0.0472	- $\pm$ -	0.0843	-	-

Summary of results Herbicides/pesticides - H003

Labcode: LC0012

Parameter	Unit	Assigned $\pm$ U (k=2) value	Result $\pm$ U	Criterion	Recovery [%]	z-Score
Sebuthylazine	$\mu\text{g/l}$	0.695 $\pm$ 0.0268	- $\pm$ -	0.0647	-	-
Simazine	$\mu\text{g/l}$	0.35 $\pm$ 0.0116	- $\pm$ -	0.0385	-	-
Terbuthylazine	$\mu\text{g/l}$	0.266 $\pm$ 0.00731	0.0984 $\pm$ 0.013	0.0293	36.9	-5.73
Terbuthylazine-desethyl	$\mu\text{g/l}$	0.546 $\pm$ 0.0206	0.2079 $\pm$ 0.0184	0.06	38.1	-5.63
Terbuthylazine Metabolite CGA 324007 (LM5)	$\mu\text{g/l}$	- $\pm$ -	- $\pm$ -	-	-	-
Terbuthylazine Metabolite SYN 545666 (LM6)	$\mu\text{g/l}$	0.318 $\pm$ 0.0221	- $\pm$ -	0.0318	-	-
Terbuthylazine Metabolite SYN 546009 (LM3)	$\mu\text{g/l}$	- $\pm$ -	- $\pm$ -	-	-	-
Terbutryn	$\mu\text{g/l}$	0.172 $\pm$ 0.00582	- $\pm$ -	0.0172	-	-
Tritosulfuron	$\mu\text{g/l}$	- $\pm$ -	- $\pm$ -	-	-	-



## Sample: H003A

Parameter	Unit	Assigned $\pm$ U (k=2) value	Result $\pm$ U	Criterion	Recovery [%]	En-Score
2,4,5-Trichlorophenoxyacetic acid	$\mu\text{g/l}$	0.153 $\pm$ 0.0114	- $\pm$ -	0.0275	-	-
2,4-D (2,4-Dichlorphenoxyaceticacid)	$\mu\text{g/l}$	0.734 $\pm$ 0.0275	- $\pm$ -	0.103	-	-
2,6-Dichlorobenzamide	$\mu\text{g/l}$	0.217 $\pm$ 0.00924	- $\pm$ -	0.0325	-	-
Alachlor	$\mu\text{g/l}$	0.106 $\pm$ 0.00457	- $\pm$ -	0.0127	-	-
Alachlor-t-acid (Alachlor-OA)	$\mu\text{g/l}$	0.935 $\pm$ 0.057	- $\pm$ -	0.14	-	-
Alachlor-t-sulfonic acid (Alachlor-ESA)	$\mu\text{g/l}$	0.291 $\pm$ 0.0115	- $\pm$ -	0.0378	-	-
AMPA	$\mu\text{g/l}$	1 $\pm$ 0.0378	- $\pm$ -	0.13	-	-
Atrazine	$\mu\text{g/l}$	0.153 $\pm$ 0.00407	0.1451 $\pm$ 0.018	0.0168	95.1	-0.21
Atrazine-desethyl	$\mu\text{g/l}$	0.594 $\pm$ 0.0215	- $\pm$ -	0.0712	-	-
Atrazine-desethyl-desisopropyl	$\mu\text{g/l}$	0.166 $\pm$ 0.0155	- $\pm$ -	0.0515	-	-
Atrazine-desisopropyl	$\mu\text{g/l}$	0.245 $\pm$ 0.0211	- $\pm$ -	0.0441	-	-
Bentazone	$\mu\text{g/l}$	0.166 $\pm$ 0.00606	- $\pm$ -	0.0248	-	-
Chloridazon-desphenyl	$\mu\text{g/l}$	0.129 $\pm$ 0.00676	- $\pm$ -	0.0142	-	-
Chlorothalonil-4-hydroxy	$\mu\text{g/l}$	- $\pm$ -	- $\pm$ -	-	-	-
Chlorothalonil Metabolite R417888 (Chlorothalonil-ESA)	$\mu\text{g/l}$	0.0798 $\pm$ 0.00395	- $\pm$ -	0.016	-	-
Chlorothalonil Metabolite R471811	$\mu\text{g/l}$	0.187 $\pm$ 0.0395	- $\pm$ -	0.0655	-	-
Chlorothalonil Metabolite R611965 (3-carbamyl-2,4,5-trichlorobenzoic acid)	$\mu\text{g/l}$	- $\pm$ -	- $\pm$ -	-	-	-
Chlorothalonil Metabolite R611968	$\mu\text{g/l}$	- $\pm$ -	- $\pm$ -	-	-	-
Chlorothalonil Metabolite SYN507900	$\mu\text{g/l}$	- $\pm$ -	- $\pm$ -	-	-	-
Chlorothalonil Metabolite SYN548580	$\mu\text{g/l}$	- $\pm$ -	- $\pm$ -	-	-	-
Chlorothalonil Metabolite SYN548581	$\mu\text{g/l}$	- $\pm$ -	- $\pm$ -	-	-	-
Clopyralid	$\mu\text{g/l}$	0.24 $\pm$ 0.0285	- $\pm$ -	0.048	-	-
Cyanazine	$\mu\text{g/l}$	0.167 $\pm$ 0.00751	- $\pm$ -	0.0234	-	-

Parameter	Unit	Assigned $\pm$ U (k=2) value	Result $\pm$ U	Criterion	Recovery [%]	En-Score
Dicamba	$\mu\text{g/l}$	- $\pm$ -	- $\pm$ -	-	-	-
Dichlorprop	$\mu\text{g/l}$	0.553 $\pm$ 0.0349	- $\pm$ -	0.0664	-	-
Dimethachlor ethane sulfonic acid (CGA 354742, Dimethachlor-ESA)	$\mu\text{g/l}$	0.233 $\pm$ 0.0174	- $\pm$ -	0.0465	-	-
Dimethachlor Metabolite - CGA 369873	$\mu\text{g/l}$	0.144 $\pm$ 0.00926	- $\pm$ -	0.0288	-	-
Dimethachlor Metabolite - CGA 373464 (acetic acid methyl ester)	$\mu\text{g/l}$	- $\pm$ -	- $\pm$ -	-	-	-
Dimethachlor Metabolite - CGA 373464 (free acid)	$\mu\text{g/l}$	- $\pm$ -	- $\pm$ -	-	-	-
Dimethachlor oxalamic acid (CGA 50266, Dimethachlor-OA)	$\mu\text{g/l}$	0.43 $\pm$ 0.0555	- $\pm$ -	0.099	-	-
Glufosinate	$\mu\text{g/l}$	- $\pm$ -	- $\pm$ -	-	-	-
Glufosinate metabolite MPPA	$\mu\text{g/l}$	- $\pm$ -	- $\pm$ -	-	-	-
Glyphosate	$\mu\text{g/l}$	0.411 $\pm$ 0.0171	- $\pm$ -	0.0821	-	-
Metazachlor	$\mu\text{g/l}$	0.161 $\pm$ 0.00743	- $\pm$ -	0.0193	-	-
Metolachlor	$\mu\text{g/l}$	0.176 $\pm$ 0.00384	0.175 $\pm$ 0.02	0.0264	99.4	-0.03
Metribuzin	$\mu\text{g/l}$	0.781 $\pm$ 0.0333	- $\pm$ -	0.0781	-	-
Nicosulfuron	$\mu\text{g/l}$	0.286 $\pm$ 0.0712	- $\pm$ -	0.111	-	-
Prometryn	$\mu\text{g/l}$	0.429 $\pm$ 0.0169	- $\pm$ -	0.0558	-	-
Propazine	$\mu\text{g/l}$	0.229 $\pm$ 0.00751	- $\pm$ -	0.0297	-	-
s-Metolachlor Metabolite CGA 368208	$\mu\text{g/l}$	0.421 $\pm$ 0.0406	- $\pm$ -	0.059	-	-
s-Metolachlor Metabolite NOA 413173	$\mu\text{g/l}$	0.176 $\pm$ 0.0206	- $\pm$ -	0.0353	-	-
Sebuthylazine	$\mu\text{g/l}$	- $\pm$ -	- $\pm$ -	-	-	-
Simazine	$\mu\text{g/l}$	0.174 $\pm$ 0.00425	- $\pm$ -	0.0191	-	-
Terbuthylazine	$\mu\text{g/l}$	0.562 $\pm$ 0.0151	0.5327 $\pm$ 0.071	0.0618	94.8	-0.20
Terbuthylazine-desethyl	$\mu\text{g/l}$	0.274 $\pm$ 0.00994	0.273 $\pm$ 0.024	0.0301	99.7	-0.02
Terbuthylazine Metabolite CGA 324007 (LM5)	$\mu\text{g/l}$	- $\pm$ -	- $\pm$ -	-	-	-
Terbuthylazine Metabolite SYN 545666 (LM6)	$\mu\text{g/l}$	0.154 $\pm$ 0.0201	- $\pm$ -	0.0369	-	-

Parameter	Unit	Assigned $\pm$ U (k=2) value	Result $\pm$ U	Criterion	Recovery [%]	En-Score
Terbutylazine Metabolite SYN 546009 (LM3)	$\mu\text{g/l}$	- $\pm$ -	- $\pm$ -	-	-	-
Terbutryn	$\mu\text{g/l}$	0.426 $\pm$ 0.0169	- $\pm$ -	0.0426	-	-
Tritosulfuron	$\mu\text{g/l}$	- $\pm$ -	- $\pm$ -	-	-	-

## Sample: H003B

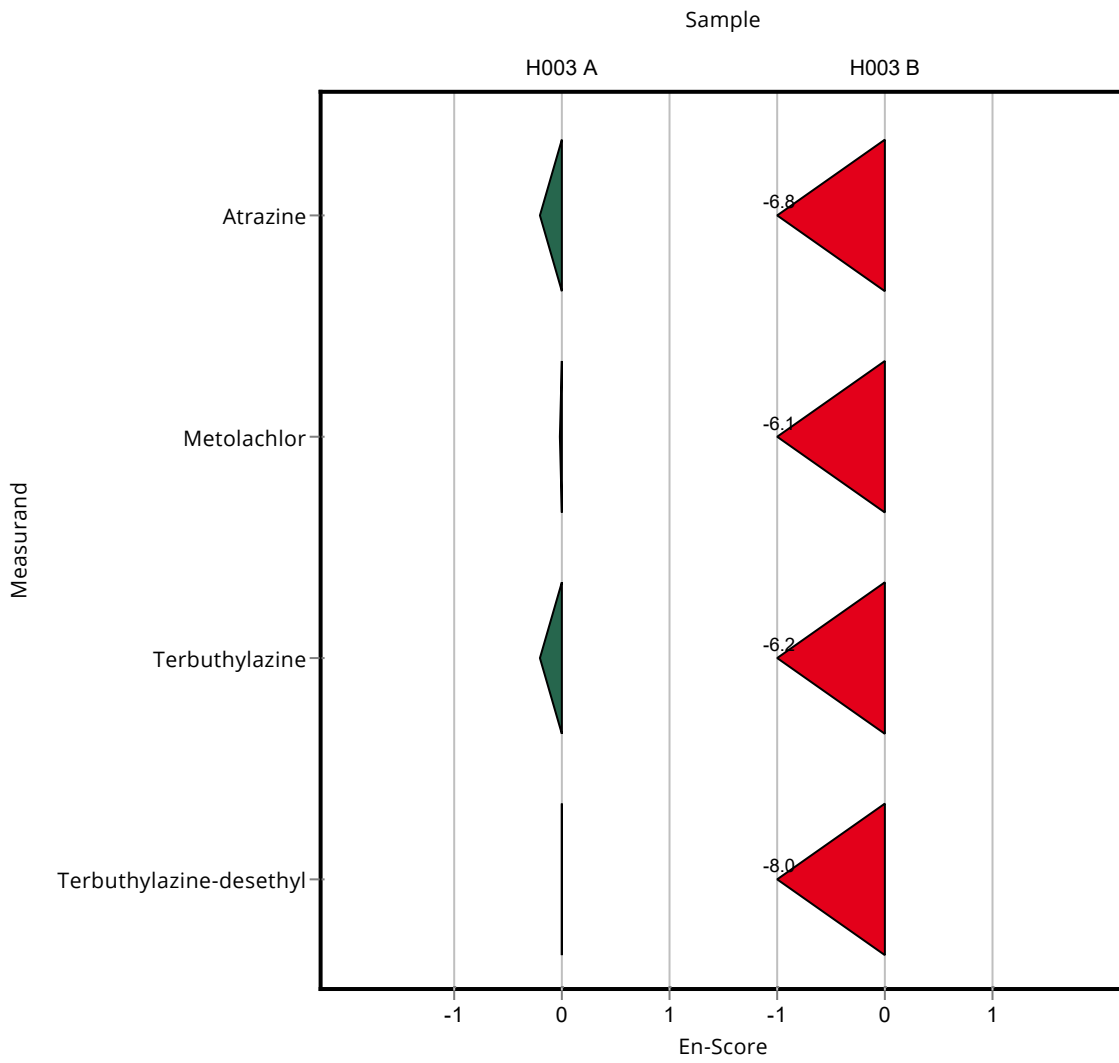
Parameter	Unit	Assigned $\pm$ U (k=2) value	Result $\pm$ U	Criterion	Recovery [%]	En-Score
2,4,5-Trichlorophenoxyacetic acid	$\mu\text{g/l}$	0.341 $\pm$ 0.0365	- $\pm$ -	0.0615	-	-
2,4-D (2,4-Dichlorophenoxyacetic acid)	$\mu\text{g/l}$	0.348 $\pm$ 0.0129	- $\pm$ -	0.0487	-	-
2,6-Dichlorobenzamide	$\mu\text{g/l}$	0.437 $\pm$ 0.017	- $\pm$ -	0.0655	-	-
Alachlor	$\mu\text{g/l}$	0.487 $\pm$ 0.0145	- $\pm$ -	0.0585	-	-
Alachlor-t-acid (Alachlor-OA)	$\mu\text{g/l}$	0.185 $\pm$ 0.0171	- $\pm$ -	0.0278	-	-
Alachlor-t-sulfonic acid (Alachlor-ESA)	$\mu\text{g/l}$	0.29 $\pm$ 0.0395	- $\pm$ -	0.0608	-	-
AMPA	$\mu\text{g/l}$	0.562 $\pm$ 0.0415	- $\pm$ -	0.073	-	-
Atrazine	$\mu\text{g/l}$	0.658 $\pm$ 0.0171	0.2444 $\pm$ 0.029	0.0724	37.2	-6.84
Atrazine-desethyl	$\mu\text{g/l}$	0.275 $\pm$ 0.0128	- $\pm$ -	0.033	-	-
Atrazine-desethyl-desisopropyl	$\mu\text{g/l}$	0.423 $\pm$ 0.0502	- $\pm$ -	0.131	-	-
Atrazine-desisopropyl	$\mu\text{g/l}$	0.242 $\pm$ 0.0176	- $\pm$ -	0.0387	-	-
Bentazone	$\mu\text{g/l}$	0.735 $\pm$ 0.0273	- $\pm$ -	0.11	-	-
Chloridazon-desphenyl	$\mu\text{g/l}$	0.245 $\pm$ 0.0118	- $\pm$ -	0.0269	-	-
Chlorothalonil-4-hydroxy	$\mu\text{g/l}$	- $\pm$ -	- $\pm$ -	-	-	-
Chlorothalonil Metabolite R417888 (Chlorothalonil-ESA)	$\mu\text{g/l}$	0.423 $\pm$ 0.0247	- $\pm$ -	0.0845	-	-
Chlorothalonil Metabolite R471811	$\mu\text{g/l}$	0.644 $\pm$ 0.0996	- $\pm$ -	0.167	-	-
Chlorothalonil Metabolite R611965 (3-carbamyl-2,4,5-trichlorobenzoic acid)	$\mu\text{g/l}$	- $\pm$ -	- $\pm$ -	-	-	-
Chlorothalonil Metabolite R611968	$\mu\text{g/l}$	- $\pm$ -	- $\pm$ -	-	-	-

Parameter	Unit	Assigned $\pm$ U (k=2) value	Result $\pm$ U	Criterion	Recovery [%]	En-Score
Chlorothalonil Metabolite SYN507900	$\mu\text{g/l}$	- $\pm$ -	- $\pm$ -	-	-	-
Chlorothalonil Metabolite SYN548580	$\mu\text{g/l}$	- $\pm$ -	- $\pm$ -	-	-	-
Chlorothalonil Metabolite SYN548581	$\mu\text{g/l}$	- $\pm$ -	- $\pm$ -	-	-	-
Clopyralid	$\mu\text{g/l}$	0.503 $\pm$ 0.059	- $\pm$ -	0.101	-	-
Cyanazine	$\mu\text{g/l}$	0.441 $\pm$ 0.0221	- $\pm$ -	0.0618	-	-
Dicamba	$\mu\text{g/l}$	- $\pm$ -	- $\pm$ -	-	-	-
Dichlorprop	$\mu\text{g/l}$	0.295 $\pm$ 0.0109	- $\pm$ -	0.0354	-	-
Dimethachlor ethane sulfonic acid (CGA 354742, Dimethachlor-ESA)	$\mu\text{g/l}$	0.112 $\pm$ 0.00608	- $\pm$ -	0.0224	-	-
Dimethachlor Metabolite - CGA 369873	$\mu\text{g/l}$	0.308 $\pm$ 0.0189	- $\pm$ -	0.0617	-	-
Dimethachlor Metabolite - CGA 373464 (acetic acid methyl ester)	$\mu\text{g/l}$	- $\pm$ -	- $\pm$ -	-	-	-
Dimethachlor Metabolite - CGA 373464 (free acid)	$\mu\text{g/l}$	- $\pm$ -	- $\pm$ -	-	-	-
Dimethachlor oxalamic acid (CGA 50266, Dimethachlor-OA)	$\mu\text{g/l}$	0.449 $\pm$ 0.0607	- $\pm$ -	0.108	-	-
Glufosinate	$\mu\text{g/l}$	- $\pm$ -	- $\pm$ -	-	-	-
Glufosinate metabolite MPPA	$\mu\text{g/l}$	- $\pm$ -	- $\pm$ -	-	-	-
Glyphosate	$\mu\text{g/l}$	0.854 $\pm$ 0.0484	- $\pm$ -	0.171	-	-
Metazachlor	$\mu\text{g/l}$	0.153 $\pm$ 0.00654	- $\pm$ -	0.0184	-	-
Metolachlor	$\mu\text{g/l}$	0.385 $\pm$ 0.00907	0.1581 $\pm$ 0.018	0.0578	41	-6.12
Metribuzin	$\mu\text{g/l}$	0.374 $\pm$ 0.0099	- $\pm$ -	0.0374	-	-
Nicosulfuron	$\mu\text{g/l}$	0.88 $\pm$ 0.0652	- $\pm$ -	0.22	-	-
Prometryn	$\mu\text{g/l}$	0.164 $\pm$ 0.00618	- $\pm$ -	0.0213	-	-
Propazine	$\mu\text{g/l}$	0.108 $\pm$ 0.0054	- $\pm$ -	0.014	-	-
s-Metolachlor Metabolite CGA 368208	$\mu\text{g/l}$	0.182 $\pm$ 0.00883	- $\pm$ -	0.0182	-	-
s-Metolachlor Metabolite NOA 413173	$\mu\text{g/l}$	0.496 $\pm$ 0.0472	- $\pm$ -	0.0843	-	-

Summary of results Herbicides/pesticides - H003 - En-Score

Labcode: LC0012

Parameter	Unit	Assigned $\pm$ U (k=2) value	Result $\pm$ U	Criterion	Recovery [%]	En-Score
Sebuthylazine	$\mu\text{g/l}$	0.695 $\pm$ 0.0268	- $\pm$ -	0.0647	-	-
Simazine	$\mu\text{g/l}$	0.35 $\pm$ 0.0116	- $\pm$ -	0.0385	-	-
Terbuthylazine	$\mu\text{g/l}$	0.266 $\pm$ 0.00731	0.0984 $\pm$ 0.013	0.0293	36.9	-6.22
Terbuthylazine-desethyl	$\mu\text{g/l}$	0.546 $\pm$ 0.0206	0.2079 $\pm$ 0.0184	0.06	38.1	-8.01
Terbuthylazine Metabolite CGA 324007 (LM5)	$\mu\text{g/l}$	- $\pm$ -	- $\pm$ -	-	-	-
Terbuthylazine Metabolite SYN 545666 (LM6)	$\mu\text{g/l}$	0.318 $\pm$ 0.0221	- $\pm$ -	0.0318	-	-
Terbuthylazine Metabolite SYN 546009 (LM3)	$\mu\text{g/l}$	- $\pm$ -	- $\pm$ -	-	-	-
Terbutryn	$\mu\text{g/l}$	0.172 $\pm$ 0.00582	- $\pm$ -	0.0172	-	-
Tritosulfuron	$\mu\text{g/l}$	- $\pm$ -	- $\pm$ -	-	-	-



## Sample: H003A

Parameter	Unit	Assigned $\pm$ U (k=2) value	Result $\pm$ U	Criterion	Recovery [%]	z-Score
2,4,5-Trichlorophenoxyacetic acid	$\mu\text{g/l}$	0.153 $\pm$ 0.0114	- $\pm$ -	0.0275	-	-
2,4-D (2,4-Dichlorophenoxyacetic acid)	$\mu\text{g/l}$	0.734 $\pm$ 0.0275	0.73 $\pm$ 0.1825	0.103	99.4	-0.04
2,6-Dichlorobenzamide	$\mu\text{g/l}$	0.217 $\pm$ 0.00924	0.2 $\pm$ 0.05	0.0325	92.3	-0.51
Alachlor	$\mu\text{g/l}$	0.106 $\pm$ 0.00457	- $\pm$ -	0.0127	-	-
Alachlor-t-acid (Alachlor-OA)	$\mu\text{g/l}$	0.935 $\pm$ 0.057	- $\pm$ -	0.14	-	-
Alachlor-t-sulfonic acid (Alachlor-ESA)	$\mu\text{g/l}$	0.291 $\pm$ 0.0115	- $\pm$ -	0.0378	-	-
AMPA	$\mu\text{g/l}$	1 $\pm$ 0.0378	- $\pm$ -	0.13	-	-
Atrazine	$\mu\text{g/l}$	0.153 $\pm$ 0.00407	0.15 $\pm$ 0.0375	0.0168	98.3	-0.16
Atrazine-desethyl	$\mu\text{g/l}$	0.594 $\pm$ 0.0215	0.595 $\pm$ 0.1488	0.0712	100	0.02
Atrazine-desethyl-desisopropyl	$\mu\text{g/l}$	0.166 $\pm$ 0.0155	- $\pm$ -	0.0515	-	-
Atrazine-desisopropyl	$\mu\text{g/l}$	0.245 $\pm$ 0.0211	0.24 $\pm$ 0.06	0.0441	97.9	-0.11
Bentazone	$\mu\text{g/l}$	0.166 $\pm$ 0.00606	0.155 $\pm$ 0.0388	0.0248	93.6	-0.43
Chloridazon-desphenyl	$\mu\text{g/l}$	0.129 $\pm$ 0.00676	0.12 $\pm$ 0.03	0.0142	93	-0.64
Chlorothalonil-4-hydroxy	$\mu\text{g/l}$	- $\pm$ -	- $\pm$ -	-	-	-
Chlorothalonil Metabolite R417888 (Chlorothalonil-ESA)	$\mu\text{g/l}$	0.0798 $\pm$ 0.00395	0.0825 $\pm$ 0.0206	0.016	103	0.17
Chlorothalonil Metabolite R471811	$\mu\text{g/l}$	0.187 $\pm$ 0.0395	- $\pm$ -	0.0655	-	-
Chlorothalonil Metabolite R611965 (3-carbamyl-2,4,5-trichlorobenzoic acid)	$\mu\text{g/l}$	- $\pm$ -	- $\pm$ -	-	-	-
Chlorothalonil Metabolite R611968	$\mu\text{g/l}$	- $\pm$ -	- $\pm$ -	-	-	-
Chlorothalonil Metabolite SYN507900	$\mu\text{g/l}$	- $\pm$ -	- $\pm$ -	-	-	-
Chlorothalonil Metabolite SYN548580	$\mu\text{g/l}$	- $\pm$ -	- $\pm$ -	-	-	-
Chlorothalonil Metabolite SYN548581	$\mu\text{g/l}$	- $\pm$ -	- $\pm$ -	-	-	-
Clopyralid	$\mu\text{g/l}$	0.24 $\pm$ 0.0285	- $\pm$ -	0.048	-	-
Cyanazine	$\mu\text{g/l}$	0.167 $\pm$ 0.00751	- $\pm$ -	0.0234	-	-

Parameter	Unit	Assigned $\pm$ U (k=2) value	Result $\pm$ U	Criterion	Recovery [%]	z-Score
Dicamba	$\mu\text{g/l}$	- $\pm$ -	- $\pm$ -	-	-	-
Dichlorprop	$\mu\text{g/l}$	0.553 $\pm$ 0.0349	- $\pm$ -	0.0664	-	-
Dimethachlor ethane sulfonic acid (CGA 354742, Dimethachlor-ESA)	$\mu\text{g/l}$	0.233 $\pm$ 0.0174	- $\pm$ -	0.0465	-	-
Dimethachlor Metabolite - CGA 369873	$\mu\text{g/l}$	0.144 $\pm$ 0.00926	- $\pm$ -	0.0288	-	-
Dimethachlor Metabolite - CGA 373464 (acetic acid methyl ester)	$\mu\text{g/l}$	- $\pm$ -	- $\pm$ -	-	-	-
Dimethachlor Metabolite - CGA 373464 (free acid)	$\mu\text{g/l}$	- $\pm$ -	- $\pm$ -	-	-	-
Dimethachlor oxalamic acid (CGA 50266, Dimethachlor-OA)	$\mu\text{g/l}$	0.43 $\pm$ 0.0555	- $\pm$ -	0.099	-	-
Glufosinate	$\mu\text{g/l}$	- $\pm$ -	- $\pm$ -	-	-	-
Glufosinate metabolite MPPA	$\mu\text{g/l}$	- $\pm$ -	- $\pm$ -	-	-	-
Glyphosate	$\mu\text{g/l}$	0.411 $\pm$ 0.0171	- $\pm$ -	0.0821	-	-
Metazachlor	$\mu\text{g/l}$	0.161 $\pm$ 0.00743	0.16 $\pm$ 0.04	0.0193	99.3	-0.06
Metolachlor	$\mu\text{g/l}$	0.176 $\pm$ 0.00384	0.175 $\pm$ 0.0438	0.0264	99.4	-0.04
Metribuzin	$\mu\text{g/l}$	0.781 $\pm$ 0.0333	0.785 $\pm$ 0.1963	0.0781	101	0.05
Nicosulfuron	$\mu\text{g/l}$	0.286 $\pm$ 0.0712	0.27 $\pm$ 0.0675	0.111	94.5	-0.14
Prometryn	$\mu\text{g/l}$	0.429 $\pm$ 0.0169	- $\pm$ -	0.0558	-	-
Propazine	$\mu\text{g/l}$	0.229 $\pm$ 0.00751	- $\pm$ -	0.0297	-	-
s-Metolachlor Metabolite CGA 368208	$\mu\text{g/l}$	0.421 $\pm$ 0.0406	- $\pm$ -	0.059	-	-
s-Metolachlor Metabolite NOA 413173	$\mu\text{g/l}$	0.176 $\pm$ 0.0206	- $\pm$ -	0.0353	-	-
Sebuthylazine	$\mu\text{g/l}$	- $\pm$ -	- $\pm$ -	-	-	-
Simazine	$\mu\text{g/l}$	0.174 $\pm$ 0.00425	0.175 $\pm$ 0.0438	0.0191	101	0.05
Terbuthylazine	$\mu\text{g/l}$	0.562 $\pm$ 0.0151	0.57 $\pm$ 0.1425	0.0618	101	0.13
Terbuthylazine-desethyl	$\mu\text{g/l}$	0.274 $\pm$ 0.00994	0.275 $\pm$ 0.0688	0.0301	100	0.04
Terbuthylazine Metabolite CGA 324007 (LM5)	$\mu\text{g/l}$	- $\pm$ -	- $\pm$ -	-	-	-
Terbuthylazine Metabolite SYN 545666 (LM6)	$\mu\text{g/l}$	0.154 $\pm$ 0.0201	- $\pm$ -	0.0369	-	-

Parameter	Unit	Assigned $\pm$ U (k=2) value	Result $\pm$ U	Criterion	Recovery [%]	z-Score
Terbutylazine Metabolite SYN 546009 (LM3)	$\mu\text{g/l}$	- $\pm$ -	- $\pm$ -	-	-	-
Terbutryn	$\mu\text{g/l}$	0.426 $\pm$ 0.0169	0.415 $\pm$ 0.1038	0.0426	97.4	-0.26
Tritosulfuron	$\mu\text{g/l}$	- $\pm$ -	- $\pm$ -	-	-	-

## Sample: H003B

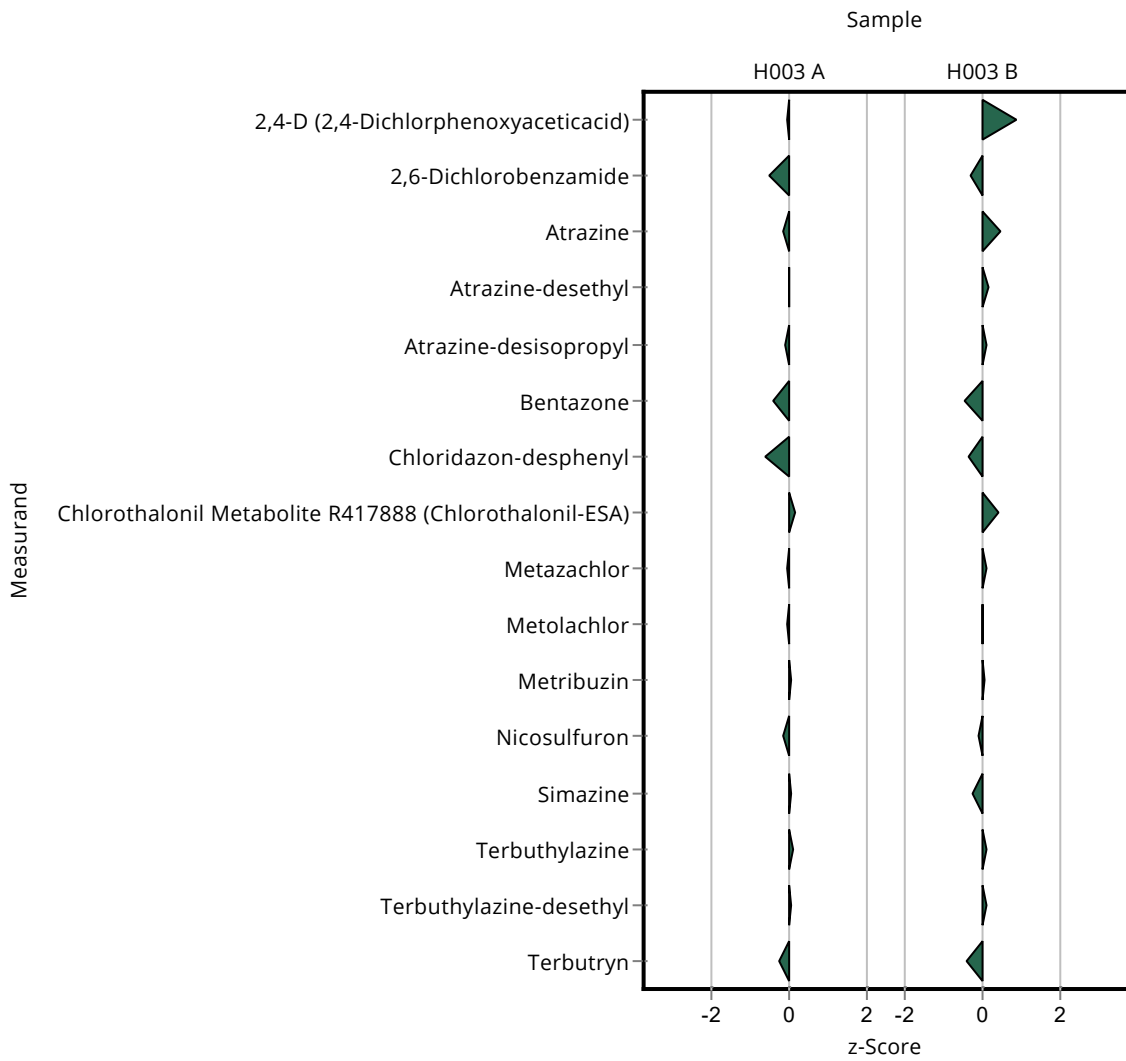
Parameter	Unit	Assigned $\pm$ U (k=2) value	Result $\pm$ U	Criterion	Recovery [%]	z-Score
2,4,5-Trichlorophenoxyacetic acid	$\mu\text{g/l}$	0.341 $\pm$ 0.0365	- $\pm$ -	0.0615	-	-
2,4-D (2,4-Dichlorophenoxyacetic acid)	$\mu\text{g/l}$	0.348 $\pm$ 0.0129	0.39 $\pm$ 0.0975	0.0487	112	0.86
2,6-Dichlorobenzamide	$\mu\text{g/l}$	0.437 $\pm$ 0.017	0.415 $\pm$ 0.1038	0.0655	95	-0.33
Alachlor	$\mu\text{g/l}$	0.487 $\pm$ 0.0145	- $\pm$ -	0.0585	-	-
Alachlor-t-acid (Alachlor-OA)	$\mu\text{g/l}$	0.185 $\pm$ 0.0171	- $\pm$ -	0.0278	-	-
Alachlor-t-sulfonic acid (Alachlor-ESA)	$\mu\text{g/l}$	0.29 $\pm$ 0.0395	- $\pm$ -	0.0608	-	-
AMPA	$\mu\text{g/l}$	0.562 $\pm$ 0.0415	- $\pm$ -	0.073	-	-
Atrazine	$\mu\text{g/l}$	0.658 $\pm$ 0.0171	0.69 $\pm$ 0.1725	0.0724	105	0.45
Atrazine-desethyl	$\mu\text{g/l}$	0.275 $\pm$ 0.0128	0.28 $\pm$ 0.07	0.033	102	0.15
Atrazine-desethyl-desisopropyl	$\mu\text{g/l}$	0.423 $\pm$ 0.0502	- $\pm$ -	0.131	-	-
Atrazine-desisopropyl	$\mu\text{g/l}$	0.242 $\pm$ 0.0176	0.245 $\pm$ 0.0613	0.0387	101	0.08
Bentazone	$\mu\text{g/l}$	0.735 $\pm$ 0.0273	0.685 $\pm$ 0.1713	0.11	93.2	-0.45
Chloridazon-desphenyl	$\mu\text{g/l}$	0.245 $\pm$ 0.0118	0.235 $\pm$ 0.0588	0.0269	96	-0.37
Chlorothalonil-4-hydroxy	$\mu\text{g/l}$	- $\pm$ -	- $\pm$ -	-	-	-
Chlorothalonil Metabolite R417888 (Chlorothalonil-ESA)	$\mu\text{g/l}$	0.423 $\pm$ 0.0247	0.455 $\pm$ 0.1138	0.0845	108	0.38
Chlorothalonil Metabolite R471811	$\mu\text{g/l}$	0.644 $\pm$ 0.0996	- $\pm$ -	0.167	-	-
Chlorothalonil Metabolite R611965 (3-carbamyl-2,4,5-trichlorobenzoic acid)	$\mu\text{g/l}$	- $\pm$ -	- $\pm$ -	-	-	-
Chlorothalonil Metabolite R611968	$\mu\text{g/l}$	- $\pm$ -	- $\pm$ -	-	-	-

Parameter	Unit	Assigned $\pm$ U (k=2) value	Result $\pm$ U	Criterion	Recovery [%]	z-Score
Chlorothalonil Metabolite SYN507900	$\mu\text{g/l}$	- $\pm$ -	- $\pm$ -	-	-	-
Chlorothalonil Metabolite SYN548580	$\mu\text{g/l}$	- $\pm$ -	- $\pm$ -	-	-	-
Chlorothalonil Metabolite SYN548581	$\mu\text{g/l}$	- $\pm$ -	- $\pm$ -	-	-	-
Clopyralid	$\mu\text{g/l}$	0.503 $\pm$ 0.059	- $\pm$ -	0.101	-	-
Cyanazine	$\mu\text{g/l}$	0.441 $\pm$ 0.0221	- $\pm$ -	0.0618	-	-
Dicamba	$\mu\text{g/l}$	- $\pm$ -	- $\pm$ -	-	-	-
Dichlorprop	$\mu\text{g/l}$	0.295 $\pm$ 0.0109	- $\pm$ -	0.0354	-	-
Dimethachlor ethane sulfonic acid (CGA 354742, Dimethachlor-ESA)	$\mu\text{g/l}$	0.112 $\pm$ 0.00608	- $\pm$ -	0.0224	-	-
Dimethachlor Metabolite - CGA 369873	$\mu\text{g/l}$	0.308 $\pm$ 0.0189	- $\pm$ -	0.0617	-	-
Dimethachlor Metabolite - CGA 373464 (acetic acid methyl ester)	$\mu\text{g/l}$	- $\pm$ -	- $\pm$ -	-	-	-
Dimethachlor Metabolite - CGA 373464 (free acid)	$\mu\text{g/l}$	- $\pm$ -	- $\pm$ -	-	-	-
Dimethachlor oxalamic acid (CGA 50266, Dimethachlor-OA)	$\mu\text{g/l}$	0.449 $\pm$ 0.0607	- $\pm$ -	0.108	-	-
Glufosinate	$\mu\text{g/l}$	- $\pm$ -	- $\pm$ -	-	-	-
Glufosinate metabolite MPPA	$\mu\text{g/l}$	- $\pm$ -	- $\pm$ -	-	-	-
Glyphosate	$\mu\text{g/l}$	0.854 $\pm$ 0.0484	- $\pm$ -	0.171	-	-
Metazachlor	$\mu\text{g/l}$	0.153 $\pm$ 0.00654	0.155 $\pm$ 0.0388	0.0184	101	0.11
Metolachlor	$\mu\text{g/l}$	0.385 $\pm$ 0.00907	0.385 $\pm$ 0.0963	0.0578	99.9	-0.01
Metribuzin	$\mu\text{g/l}$	0.374 $\pm$ 0.0099	0.375 $\pm$ 0.0938	0.0374	100	0.04
Nicosulfuron	$\mu\text{g/l}$	0.88 $\pm$ 0.0652	0.86 $\pm$ 0.215	0.22	97.7	-0.09
Prometryn	$\mu\text{g/l}$	0.164 $\pm$ 0.00618	- $\pm$ -	0.0213	-	-
Propazine	$\mu\text{g/l}$	0.108 $\pm$ 0.0054	- $\pm$ -	0.014	-	-
s-Metolachlor Metabolite CGA 368208	$\mu\text{g/l}$	0.182 $\pm$ 0.00883	- $\pm$ -	0.0182	-	-
s-Metolachlor Metabolite NOA 413173	$\mu\text{g/l}$	0.496 $\pm$ 0.0472	- $\pm$ -	0.0843	-	-

## Summary of results Herbicides/pesticides - H003

Labcode: LC0013

Parameter	Unit	Assigned $\pm$ U (k=2) value	Result $\pm$ U	Criterion	Recovery [%]	z-Score
Sebuthylazine	$\mu\text{g/l}$	0.695 $\pm$ 0.0268	- $\pm$ -	0.0647	-	-
Simazine	$\mu\text{g/l}$	0.35 $\pm$ 0.0116	0.34 $\pm$ 0.085	0.0385	97.1	-0.27
Terbuthylazine	$\mu\text{g/l}$	0.266 $\pm$ 0.00731	0.27 $\pm$ 0.0675	0.0293	101	0.12
Terbuthylazine-desethyl	$\mu\text{g/l}$	0.546 $\pm$ 0.0206	0.55 $\pm$ 0.1375	0.06	101	0.07
Terbuthylazine Metabolite CGA 324007 (LM5)	$\mu\text{g/l}$	- $\pm$ -	- $\pm$ -	-	-	-
Terbuthylazine Metabolite SYN 545666 (LM6)	$\mu\text{g/l}$	0.318 $\pm$ 0.0221	- $\pm$ -	0.0318	-	-
Terbuthylazine Metabolite SYN 546009 (LM3)	$\mu\text{g/l}$	- $\pm$ -	- $\pm$ -	-	-	-
Terbutryn	$\mu\text{g/l}$	0.172 $\pm$ 0.00582	0.165 $\pm$ 0.0413	0.0172	96	-0.40
Tritosulfuron	$\mu\text{g/l}$	- $\pm$ -	- $\pm$ -	-	-	-



## Sample: H003A

Parameter	Unit	Assigned $\pm$ U (k=2) value	Result $\pm$ U	Criterion	Recovery [%]	En-Score
2,4,5-Trichlorophenoxyacetic acid	$\mu\text{g/l}$	0.153 $\pm$ 0.0114	- $\pm$ -	0.0275	-	-
2,4-D (2,4-Dichlorphenoxyaceticacid)	$\mu\text{g/l}$	0.734 $\pm$ 0.0275	0.73 $\pm$ 0.1825	0.103	99.4	-0.01
2,6-Dichlorobenzamide	$\mu\text{g/l}$	0.217 $\pm$ 0.00924	0.2 $\pm$ 0.05	0.0325	92.3	-0.17
Alachlor	$\mu\text{g/l}$	0.106 $\pm$ 0.00457	- $\pm$ -	0.0127	-	-
Alachlor-t-acid (Alachlor-OA)	$\mu\text{g/l}$	0.935 $\pm$ 0.057	- $\pm$ -	0.14	-	-
Alachlor-t-sulfonic acid (Alachlor-ESA)	$\mu\text{g/l}$	0.291 $\pm$ 0.0115	- $\pm$ -	0.0378	-	-
AMPA	$\mu\text{g/l}$	1 $\pm$ 0.0378	- $\pm$ -	0.13	-	-
Atrazine	$\mu\text{g/l}$	0.153 $\pm$ 0.00407	0.15 $\pm$ 0.0375	0.0168	98.3	-0.04
Atrazine-desethyl	$\mu\text{g/l}$	0.594 $\pm$ 0.0215	0.595 $\pm$ 0.1488	0.0712	100	0.00
Atrazine-desethyl-desisopropyl	$\mu\text{g/l}$	0.166 $\pm$ 0.0155	- $\pm$ -	0.0515	-	-
Atrazine-desisopropyl	$\mu\text{g/l}$	0.245 $\pm$ 0.0211	0.24 $\pm$ 0.06	0.0441	97.9	-0.04
Bentazone	$\mu\text{g/l}$	0.166 $\pm$ 0.00606	0.155 $\pm$ 0.0388	0.0248	93.6	-0.14
Chloridazon-desphenyl	$\mu\text{g/l}$	0.129 $\pm$ 0.00676	0.12 $\pm$ 0.03	0.0142	93	-0.15
Chlorothalonil-4-hydroxy	$\mu\text{g/l}$	- $\pm$ -	- $\pm$ -	-	-	-
Chlorothalonil Metabolite R417888 (Chlorothalonil-ESA)	$\mu\text{g/l}$	0.0798 $\pm$ 0.00395	0.0825 $\pm$ 0.0206	0.016	103	0.07
Chlorothalonil Metabolite R471811	$\mu\text{g/l}$	0.187 $\pm$ 0.0395	- $\pm$ -	0.0655	-	-
Chlorothalonil Metabolite R611965 (3-carbamyl-2,4,5-trichlorobenzoic acid)	$\mu\text{g/l}$	- $\pm$ -	- $\pm$ -	-	-	-
Chlorothalonil Metabolite R611968	$\mu\text{g/l}$	- $\pm$ -	- $\pm$ -	-	-	-
Chlorothalonil Metabolite SYN507900	$\mu\text{g/l}$	- $\pm$ -	- $\pm$ -	-	-	-
Chlorothalonil Metabolite SYN548580	$\mu\text{g/l}$	- $\pm$ -	- $\pm$ -	-	-	-
Chlorothalonil Metabolite SYN548581	$\mu\text{g/l}$	- $\pm$ -	- $\pm$ -	-	-	-
Clopyralid	$\mu\text{g/l}$	0.24 $\pm$ 0.0285	- $\pm$ -	0.048	-	-
Cyanazine	$\mu\text{g/l}$	0.167 $\pm$ 0.00751	- $\pm$ -	0.0234	-	-

Parameter	Unit	Assigned $\pm$ U (k=2) value	Result $\pm$ U	Criterion	Recovery [%]	En-Score
Dicamba	$\mu\text{g/l}$	- $\pm$ -	- $\pm$ -	-	-	-
Dichlorprop	$\mu\text{g/l}$	0.553 $\pm$ 0.0349	- $\pm$ -	0.0664	-	-
Dimethachlor ethane sulfonic acid (CGA 354742, Dimethachlor-ESA)	$\mu\text{g/l}$	0.233 $\pm$ 0.0174	- $\pm$ -	0.0465	-	-
Dimethachlor Metabolite - CGA 369873	$\mu\text{g/l}$	0.144 $\pm$ 0.00926	- $\pm$ -	0.0288	-	-
Dimethachlor Metabolite - CGA 373464 (acetic acid methyl ester)	$\mu\text{g/l}$	- $\pm$ -	- $\pm$ -	-	-	-
Dimethachlor Metabolite - CGA 373464 (free acid)	$\mu\text{g/l}$	- $\pm$ -	- $\pm$ -	-	-	-
Dimethachlor oxalamic acid (CGA 50266, Dimethachlor-OA)	$\mu\text{g/l}$	0.43 $\pm$ 0.0555	- $\pm$ -	0.099	-	-
Glufosinate	$\mu\text{g/l}$	- $\pm$ -	- $\pm$ -	-	-	-
Glufosinate metabolite MPPA	$\mu\text{g/l}$	- $\pm$ -	- $\pm$ -	-	-	-
Glyphosate	$\mu\text{g/l}$	0.411 $\pm$ 0.0171	- $\pm$ -	0.0821	-	-
Metazachlor	$\mu\text{g/l}$	0.161 $\pm$ 0.00743	0.16 $\pm$ 0.04	0.0193	99.3	-0.01
Metolachlor	$\mu\text{g/l}$	0.176 $\pm$ 0.00384	0.175 $\pm$ 0.0438	0.0264	99.4	-0.01
Metribuzin	$\mu\text{g/l}$	0.781 $\pm$ 0.0333	0.785 $\pm$ 0.1963	0.0781	101	0.01
Nicosulfuron	$\mu\text{g/l}$	0.286 $\pm$ 0.0712	0.27 $\pm$ 0.0675	0.111	94.5	-0.10
Prometryn	$\mu\text{g/l}$	0.429 $\pm$ 0.0169	- $\pm$ -	0.0558	-	-
Propazine	$\mu\text{g/l}$	0.229 $\pm$ 0.00751	- $\pm$ -	0.0297	-	-
s-Metolachlor Metabolite CGA 368208	$\mu\text{g/l}$	0.421 $\pm$ 0.0406	- $\pm$ -	0.059	-	-
s-Metolachlor Metabolite NOA 413173	$\mu\text{g/l}$	0.176 $\pm$ 0.0206	- $\pm$ -	0.0353	-	-
Sebuthylazine	$\mu\text{g/l}$	- $\pm$ -	- $\pm$ -	-	-	-
Simazine	$\mu\text{g/l}$	0.174 $\pm$ 0.00425	0.175 $\pm$ 0.0438	0.0191	101	0.01
Terbuthylazine	$\mu\text{g/l}$	0.562 $\pm$ 0.0151	0.57 $\pm$ 0.1425	0.0618	101	0.03
Terbuthylazine-desethyl	$\mu\text{g/l}$	0.274 $\pm$ 0.00994	0.275 $\pm$ 0.0688	0.0301	100	0.01
Terbuthylazine Metabolite CGA 324007 (LM5)	$\mu\text{g/l}$	- $\pm$ -	- $\pm$ -	-	-	-
Terbuthylazine Metabolite SYN 545666 (LM6)	$\mu\text{g/l}$	0.154 $\pm$ 0.0201	- $\pm$ -	0.0369	-	-

Parameter	Unit	Assigned $\pm$ U (k=2) value	Result $\pm$ U	Criterion	Recovery [%]	En-Score
Terbutylazine Metabolite SYN 546009 (LM3)	$\mu\text{g/l}$	- $\pm$ -	- $\pm$ -	-	-	-
Terbutryn	$\mu\text{g/l}$	0.426 $\pm$ 0.0169	0.415 $\pm$ 0.1038	0.0426	97.4	-0.05
Tritosulfuron	$\mu\text{g/l}$	- $\pm$ -	- $\pm$ -	-	-	-

## Sample: H003B

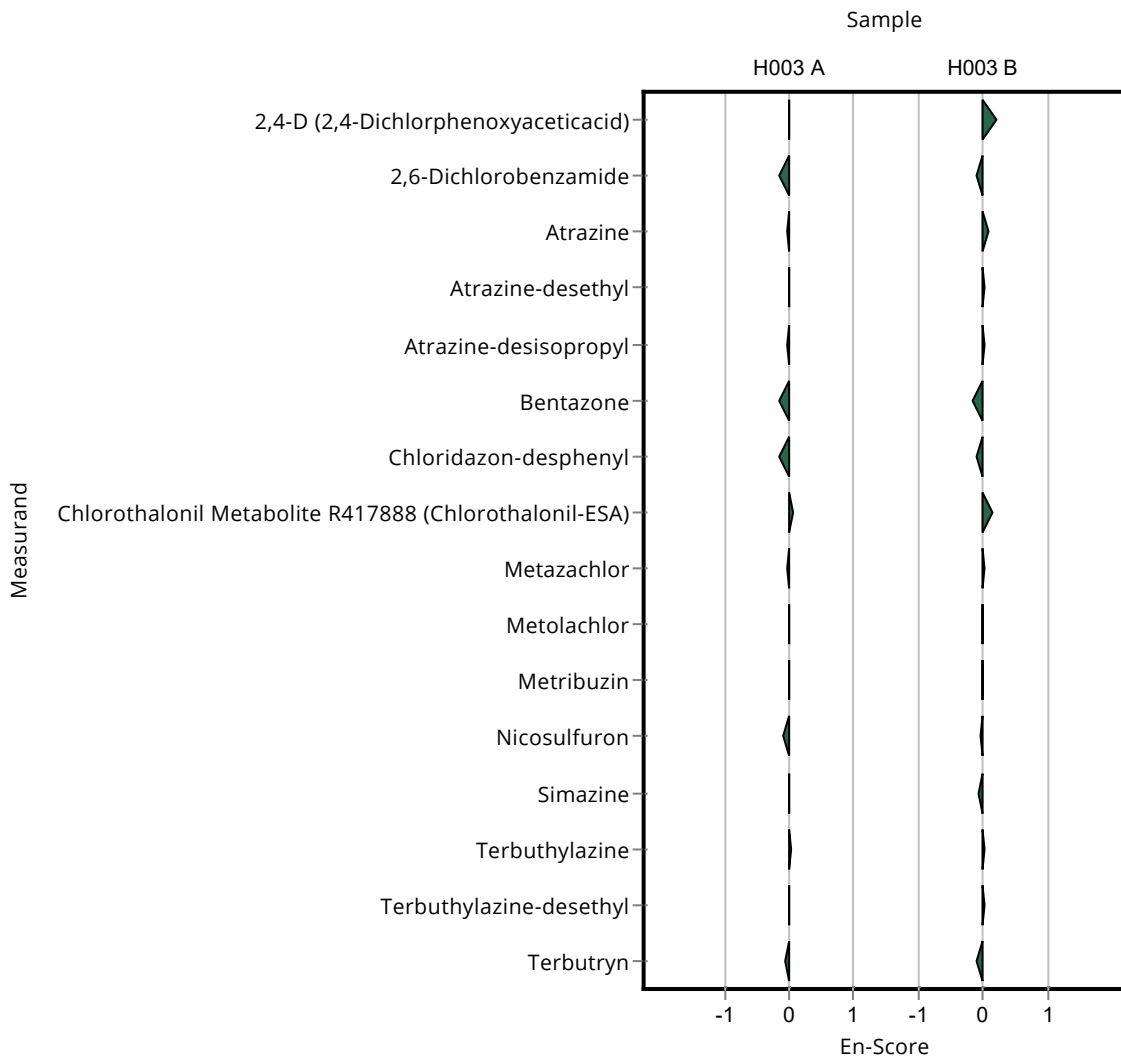
Parameter	Unit	Assigned $\pm$ U (k=2) value	Result $\pm$ U	Criterion	Recovery [%]	En-Score
2,4,5-Trichlorophenoxyacetic acid	$\mu\text{g/l}$	0.341 $\pm$ 0.0365	- $\pm$ -	0.0615	-	-
2,4-D (2,4-Dichlorophenoxyacetic acid)	$\mu\text{g/l}$	0.348 $\pm$ 0.0129	0.39 $\pm$ 0.0975	0.0487	112	0.21
2,6-Dichlorobenzamide	$\mu\text{g/l}$	0.437 $\pm$ 0.017	0.415 $\pm$ 0.1038	0.0655	95	-0.10
Alachlor	$\mu\text{g/l}$	0.487 $\pm$ 0.0145	- $\pm$ -	0.0585	-	-
Alachlor-t-acid (Alachlor-OA)	$\mu\text{g/l}$	0.185 $\pm$ 0.0171	- $\pm$ -	0.0278	-	-
Alachlor-t-sulfonic acid (Alachlor-ESA)	$\mu\text{g/l}$	0.29 $\pm$ 0.0395	- $\pm$ -	0.0608	-	-
AMPA	$\mu\text{g/l}$	0.562 $\pm$ 0.0415	- $\pm$ -	0.073	-	-
Atrazine	$\mu\text{g/l}$	0.658 $\pm$ 0.0171	0.69 $\pm$ 0.1725	0.0724	105	0.09
Atrazine-desethyl	$\mu\text{g/l}$	0.275 $\pm$ 0.0128	0.28 $\pm$ 0.07	0.033	102	0.04
Atrazine-desethyl-desisopropyl	$\mu\text{g/l}$	0.423 $\pm$ 0.0502	- $\pm$ -	0.131	-	-
Atrazine-desisopropyl	$\mu\text{g/l}$	0.242 $\pm$ 0.0176	0.245 $\pm$ 0.0613	0.0387	101	0.03
Bentazone	$\mu\text{g/l}$	0.735 $\pm$ 0.0273	0.685 $\pm$ 0.1713	0.11	93.2	-0.15
Chloridazon-desphenyl	$\mu\text{g/l}$	0.245 $\pm$ 0.0118	0.235 $\pm$ 0.0588	0.0269	96	-0.08
Chlorothalonil-4-hydroxy	$\mu\text{g/l}$	- $\pm$ -	- $\pm$ -	-	-	-
Chlorothalonil Metabolite R417888 (Chlorothalonil-ESA)	$\mu\text{g/l}$	0.423 $\pm$ 0.0247	0.455 $\pm$ 0.1138	0.0845	108	0.14
Chlorothalonil Metabolite R471811	$\mu\text{g/l}$	0.644 $\pm$ 0.0996	- $\pm$ -	0.167	-	-
Chlorothalonil Metabolite R611965 (3-carbamyl-2,4,5-trichlorobenzoic acid)	$\mu\text{g/l}$	- $\pm$ -	- $\pm$ -	-	-	-
Chlorothalonil Metabolite R611968	$\mu\text{g/l}$	- $\pm$ -	- $\pm$ -	-	-	-

Parameter	Unit	Assigned $\pm$ U (k=2) value	Result $\pm$ U	Criterion	Recovery [%]	En-Score
Chlorothalonil Metabolite SYN507900	$\mu\text{g/l}$	- $\pm$ -	- $\pm$ -	-	-	-
Chlorothalonil Metabolite SYN548580	$\mu\text{g/l}$	- $\pm$ -	- $\pm$ -	-	-	-
Chlorothalonil Metabolite SYN548581	$\mu\text{g/l}$	- $\pm$ -	- $\pm$ -	-	-	-
Clopyralid	$\mu\text{g/l}$	0.503 $\pm$ 0.059	- $\pm$ -	0.101	-	-
Cyanazine	$\mu\text{g/l}$	0.441 $\pm$ 0.0221	- $\pm$ -	0.0618	-	-
Dicamba	$\mu\text{g/l}$	- $\pm$ -	- $\pm$ -	-	-	-
Dichlorprop	$\mu\text{g/l}$	0.295 $\pm$ 0.0109	- $\pm$ -	0.0354	-	-
Dimethachlor ethane sulfonic acid (CGA 354742, Dimethachlor-ESA)	$\mu\text{g/l}$	0.112 $\pm$ 0.00608	- $\pm$ -	0.0224	-	-
Dimethachlor Metabolite - CGA 369873	$\mu\text{g/l}$	0.308 $\pm$ 0.0189	- $\pm$ -	0.0617	-	-
Dimethachlor Metabolite - CGA 373464 (acetic acid methyl ester)	$\mu\text{g/l}$	- $\pm$ -	- $\pm$ -	-	-	-
Dimethachlor Metabolite - CGA 373464 (free acid)	$\mu\text{g/l}$	- $\pm$ -	- $\pm$ -	-	-	-
Dimethachlor oxalamic acid (CGA 50266, Dimethachlor-OA)	$\mu\text{g/l}$	0.449 $\pm$ 0.0607	- $\pm$ -	0.108	-	-
Glufosinate	$\mu\text{g/l}$	- $\pm$ -	- $\pm$ -	-	-	-
Glufosinate metabolite MPPA	$\mu\text{g/l}$	- $\pm$ -	- $\pm$ -	-	-	-
Glyphosate	$\mu\text{g/l}$	0.854 $\pm$ 0.0484	- $\pm$ -	0.171	-	-
Metazachlor	$\mu\text{g/l}$	0.153 $\pm$ 0.00654	0.155 $\pm$ 0.0388	0.0184	101	0.03
Metolachlor	$\mu\text{g/l}$	0.385 $\pm$ 0.00907	0.385 $\pm$ 0.0963	0.0578	99.9	0.00
Metribuzin	$\mu\text{g/l}$	0.374 $\pm$ 0.0099	0.375 $\pm$ 0.0938	0.0374	100	0.01
Nicosulfuron	$\mu\text{g/l}$	0.88 $\pm$ 0.0652	0.86 $\pm$ 0.215	0.22	97.7	-0.05
Prometryn	$\mu\text{g/l}$	0.164 $\pm$ 0.00618	- $\pm$ -	0.0213	-	-
Propazine	$\mu\text{g/l}$	0.108 $\pm$ 0.0054	- $\pm$ -	0.014	-	-
s-Metolachlor Metabolite CGA 368208	$\mu\text{g/l}$	0.182 $\pm$ 0.00883	- $\pm$ -	0.0182	-	-
s-Metolachlor Metabolite NOA 413173	$\mu\text{g/l}$	0.496 $\pm$ 0.0472	- $\pm$ -	0.0843	-	-

Summary of results Herbicides/pesticides - H003 - En-Score

Labcode: LC0013

Parameter	Unit	Assigned $\pm$ U (k=2) value	Result $\pm$ U	Criterion	Recovery [%]	En-Score
Sebuthylazine	$\mu\text{g/l}$	0.695 $\pm$ 0.0268	- $\pm$ -	0.0647	-	-
Simazine	$\mu\text{g/l}$	0.35 $\pm$ 0.0116	0.34 $\pm$ 0.085	0.0385	97.1	-0.06
Terbuthylazine	$\mu\text{g/l}$	0.266 $\pm$ 0.00731	0.27 $\pm$ 0.0675	0.0293	101	0.03
Terbuthylazine-desethyl	$\mu\text{g/l}$	0.546 $\pm$ 0.0206	0.55 $\pm$ 0.1375	0.06	101	0.02
Terbuthylazine Metabolite CGA 324007 (LM5)	$\mu\text{g/l}$	- $\pm$ -	- $\pm$ -	-	-	-
Terbuthylazine Metabolite SYN 545666 (LM6)	$\mu\text{g/l}$	0.318 $\pm$ 0.0221	- $\pm$ -	0.0318	-	-
Terbuthylazine Metabolite SYN 546009 (LM3)	$\mu\text{g/l}$	- $\pm$ -	- $\pm$ -	-	-	-
Terbutryn	$\mu\text{g/l}$	0.172 $\pm$ 0.00582	0.165 $\pm$ 0.0413	0.0172	96	-0.08
Tritosulfuron	$\mu\text{g/l}$	- $\pm$ -	- $\pm$ -	-	-	-



## Sample: H003A

Parameter	Unit	Assigned $\pm$ U (k=2) value	Result $\pm$ U	Criterion	Recovery [%]	z-Score
2,4,5-Trichlorophenoxyacetic acid	$\mu\text{g/l}$	0.153 $\pm$ 0.0114	0.154 $\pm$ 0.023	0.0275	101	0.04
2,4-D (2,4-Dichlorphenoxyaceticacid)	$\mu\text{g/l}$	0.734 $\pm$ 0.0275	0.751 $\pm$ 0.113	0.103	102	0.16
2,6-Dichlorobenzamide	$\mu\text{g/l}$	0.217 $\pm$ 0.00924	0.208 $\pm$ 0.031	0.0325	96	-0.27
Alachlor	$\mu\text{g/l}$	0.106 $\pm$ 0.00457	0.142 $\pm$ 0.021	0.0127	134	2.82
Alachlor-t-acid (Alachlor-OA)	$\mu\text{g/l}$	0.935 $\pm$ 0.057	0.954 $\pm$ 0.143	0.14	102	0.14
Alachlor-t-sulfonic acid (Alachlor-ESA)	$\mu\text{g/l}$	0.291 $\pm$ 0.0115	0.309 $\pm$ 0.046	0.0378	106	0.47
AMPA	$\mu\text{g/l}$	1 $\pm$ 0.0378	- $\pm$ -	0.13	-	-
Atrazine	$\mu\text{g/l}$	0.153 $\pm$ 0.00407	0.152 $\pm$ 0.023	0.0168	99.6	-0.04
Atrazine-desethyl	$\mu\text{g/l}$	0.594 $\pm$ 0.0215	0.574 $\pm$ 0.086	0.0712	96.7	-0.27
Atrazine-desethyl-desisopropyl	$\mu\text{g/l}$	0.166 $\pm$ 0.0155	0.168 $\pm$ 0.025	0.0515	101	0.04
Atrazine-desisopropyl	$\mu\text{g/l}$	0.245 $\pm$ 0.0211	0.18 $\pm$ 0.027	0.0441	73.5	-1.47
Bentazone	$\mu\text{g/l}$	0.166 $\pm$ 0.00606	0.17 $\pm$ 0.026	0.0248	103	0.18
Chloridazon-desphenyl	$\mu\text{g/l}$	0.129 $\pm$ 0.00676	- $\pm$ -	0.0142	-	-
Chlorothalonil-4-hydroxy	$\mu\text{g/l}$	- $\pm$ -	- $\pm$ -	-	-	-
Chlorothalonil Metabolite R417888 (Chlorothalonil-ESA)	$\mu\text{g/l}$	0.0798 $\pm$ 0.00395	0.08 $\pm$ 0.012	0.016	100	0.01
Chlorothalonil Metabolite R471811	$\mu\text{g/l}$	0.187 $\pm$ 0.0395	0.216 $\pm$ 0.032	0.0655	115	0.44
Chlorothalonil Metabolite R611965 (3-carbamyl-2,4,5-trichlorobenzoic acid)	$\mu\text{g/l}$	- $\pm$ -	- $\pm$ -	-	-	-
Chlorothalonil Metabolite R611968	$\mu\text{g/l}$	- $\pm$ -	- $\pm$ -	-	-	-
Chlorothalonil Metabolite SYN507900	$\mu\text{g/l}$	- $\pm$ -	- $\pm$ -	-	-	-
Chlorothalonil Metabolite SYN548580	$\mu\text{g/l}$	- $\pm$ -	- $\pm$ -	-	-	-
Chlorothalonil Metabolite SYN548581	$\mu\text{g/l}$	- $\pm$ -	- $\pm$ -	-	-	-
Clopyralid	$\mu\text{g/l}$	0.24 $\pm$ 0.0285	- $\pm$ -	0.048	-	-
Cyanazine	$\mu\text{g/l}$	0.167 $\pm$ 0.00751	0.151 $\pm$ 0.023	0.0234	90.5	-0.68

Parameter	Unit	Assigned $\pm$ U (k=2) value	Result $\pm$ U	Criterion	Recovery [%]	z-Score
Dicamba	$\mu\text{g/l}$	- $\pm$ -	0.158 $\pm$ 0.024	-	-	-
Dichlorprop	$\mu\text{g/l}$	0.553 $\pm$ 0.0349	0.538 $\pm$ 0.081	0.0664	97.2	-0.23
Dimethachlor ethane sulfonic acid (CGA 354742, Dimethachlor-ESA)	$\mu\text{g/l}$	0.233 $\pm$ 0.0174	0.241 $\pm$ 0.036	0.0465	104	0.18
Dimethachlor Metabolite - CGA 369873	$\mu\text{g/l}$	0.144 $\pm$ 0.00926	0.148 $\pm$ 0.022	0.0288	103	0.14
Dimethachlor Metabolite - CGA 373464 (acetic acid methyl ester)	$\mu\text{g/l}$	- $\pm$ -	- $\pm$ -	-	-	-
Dimethachlor Metabolite - CGA 373464 (free acid)	$\mu\text{g/l}$	- $\pm$ -	0.312 $\pm$ 0.047	-	-	-
Dimethachlor oxalamic acid (CGA 50266, Dimethachlor-OA)	$\mu\text{g/l}$	0.43 $\pm$ 0.0555	0.31 $\pm$ 0.046	0.099	72	-1.22
Glufosinate	$\mu\text{g/l}$	- $\pm$ -	- $\pm$ -	-	-	-
Glufosinate metabolite MPPA	$\mu\text{g/l}$	- $\pm$ -	- $\pm$ -	-	-	-
Glyphosate	$\mu\text{g/l}$	0.411 $\pm$ 0.0171	- $\pm$ -	0.0821	-	-
Metazachlor	$\mu\text{g/l}$	0.161 $\pm$ 0.00743	0.17 $\pm$ 0.026	0.0193	105	0.45
Metolachlor	$\mu\text{g/l}$	0.176 $\pm$ 0.00384	0.184 $\pm$ 0.028	0.0264	105	0.30
Metribuzin	$\mu\text{g/l}$	0.781 $\pm$ 0.0333	0.758 $\pm$ 0.114	0.0781	97.1	-0.29
Nicosulfuron	$\mu\text{g/l}$	0.286 $\pm$ 0.0712	- $\pm$ -	0.111	-	-
Prometryn	$\mu\text{g/l}$	0.429 $\pm$ 0.0169	0.411 $\pm$ 0.062	0.0558	95.8	-0.33
Propazine	$\mu\text{g/l}$	0.229 $\pm$ 0.00751	0.24 $\pm$ 0.036	0.0297	105	0.38
s-Metolachlor Metabolite CGA 368208	$\mu\text{g/l}$	0.421 $\pm$ 0.0406	0.429 $\pm$ 0.064	0.059	102	0.13
s-Metolachlor Metabolite NOA 413173	$\mu\text{g/l}$	0.176 $\pm$ 0.0206	0.215 $\pm$ 0.032	0.0353	122	1.09
Sebuthylazine	$\mu\text{g/l}$	- $\pm$ -	<0.028 (LOQ) $\pm$ -	-	-	-
Simazine	$\mu\text{g/l}$	0.174 $\pm$ 0.00425	0.175 $\pm$ 0.026	0.0191	101	0.05
Terbuthylazine	$\mu\text{g/l}$	0.562 $\pm$ 0.0151	0.561 $\pm$ 0.084	0.0618	99.8	-0.02
Terbuthylazine-desethyl	$\mu\text{g/l}$	0.274 $\pm$ 0.00994	0.283 $\pm$ 0.042	0.0301	103	0.30
Terbuthylazine Metabolite CGA 324007 (LM5)	$\mu\text{g/l}$	- $\pm$ -	0.241 $\pm$ 0.036	-	-	-
Terbuthylazine Metabolite SYN 545666 (LM6)	$\mu\text{g/l}$	0.154 $\pm$ 0.0201	0.131 $\pm$ 0.02	0.0369	85.2	-0.62

Parameter	Unit	Assigned $\pm$ U (k=2) value	Result $\pm$ U	Criterion	Recovery [%]	z-Score
Terbutylazine Metabolite SYN 546009 (LM3)	$\mu\text{g/l}$	- $\pm$ -	- $\pm$ -	-	-	-
Terbutryn	$\mu\text{g/l}$	0.426 $\pm$ 0.0169	0.419 $\pm$ 0.063	0.0426	98.4	-0.16
Tritosulfuron	$\mu\text{g/l}$	- $\pm$ -	- $\pm$ -	-	-	-

## Sample: H003B

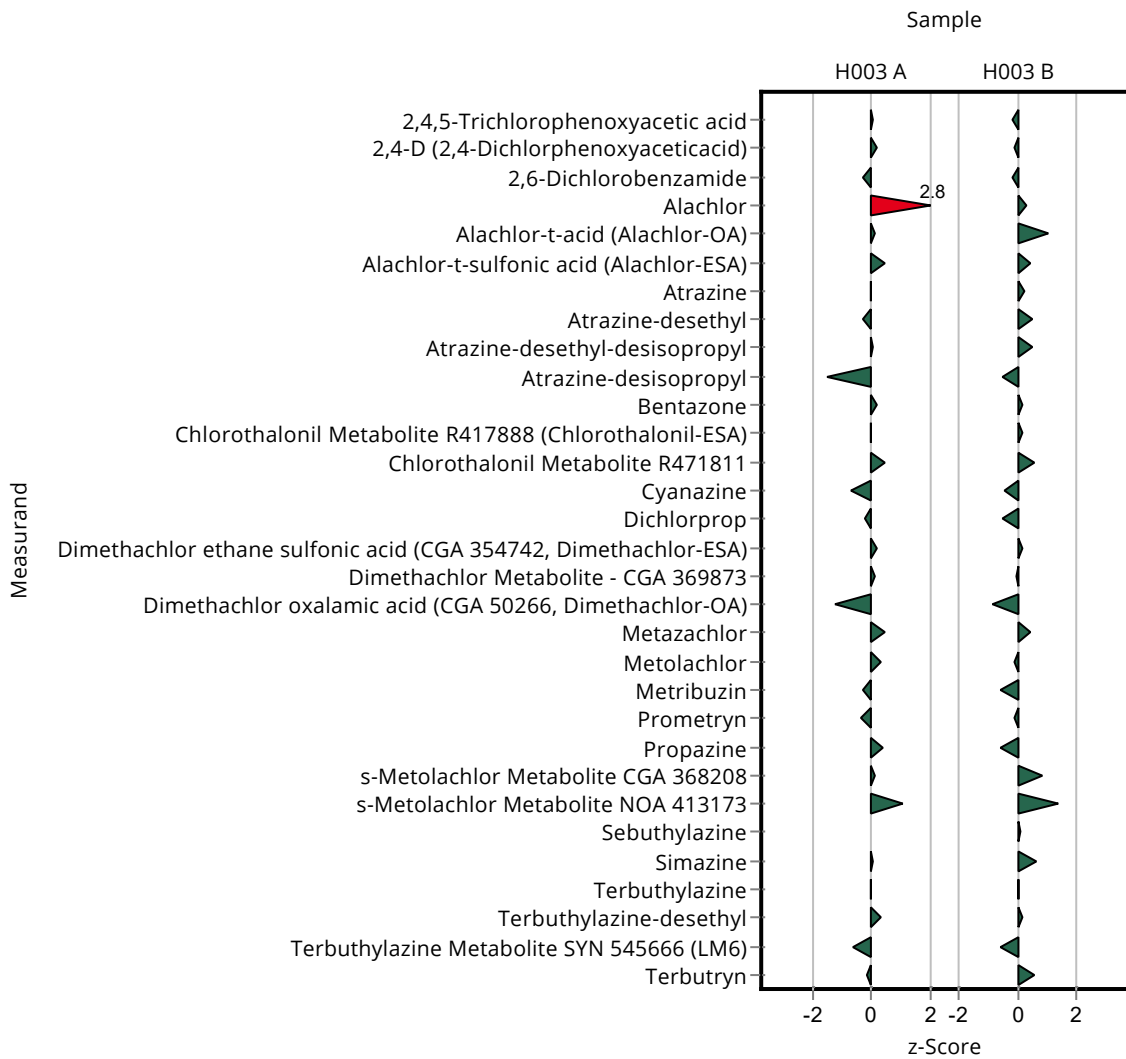
Parameter	Unit	Assigned $\pm$ U (k=2) value	Result $\pm$ U	Criterion	Recovery [%]	z-Score
2,4,5-Trichlorophenoxyacetic acid	$\mu\text{g/l}$	0.341 $\pm$ 0.0365	0.329 $\pm$ 0.049	0.0615	96.4	-0.20
2,4-D (2,4-Dichlorophenoxyacetic acid)	$\mu\text{g/l}$	0.348 $\pm$ 0.0129	0.343 $\pm$ 0.051	0.0487	98.6	-0.10
2,6-Dichlorobenzamide	$\mu\text{g/l}$	0.437 $\pm$ 0.017	0.423 $\pm$ 0.063	0.0655	96.9	-0.21
Alachlor	$\mu\text{g/l}$	0.487 $\pm$ 0.0145	0.504 $\pm$ 0.076	0.0585	103	0.29
Alachlor-t-acid (Alachlor-OA)	$\mu\text{g/l}$	0.185 $\pm$ 0.0171	0.214 $\pm$ 0.032	0.0278	115	1.03
Alachlor-t-sulfonic acid (Alachlor-ESA)	$\mu\text{g/l}$	0.29 $\pm$ 0.0395	0.314 $\pm$ 0.047	0.0608	108	0.40
AMPA	$\mu\text{g/l}$	0.562 $\pm$ 0.0415	- $\pm$ -	0.073	-	-
Atrazine	$\mu\text{g/l}$	0.658 $\pm$ 0.0171	0.673 $\pm$ 0.101	0.0724	102	0.21
Atrazine-desethyl	$\mu\text{g/l}$	0.275 $\pm$ 0.0128	0.291 $\pm$ 0.044	0.033	106	0.49
Atrazine-desethyl-desisopropyl	$\mu\text{g/l}$	0.423 $\pm$ 0.0502	0.485 $\pm$ 0.073	0.131	115	0.47
Atrazine-desisopropyl	$\mu\text{g/l}$	0.242 $\pm$ 0.0176	0.222 $\pm$ 0.033	0.0387	91.8	-0.51
Bentazone	$\mu\text{g/l}$	0.735 $\pm$ 0.0273	0.748 $\pm$ 0.112	0.11	102	0.12
Chloridazon-desphenyl	$\mu\text{g/l}$	0.245 $\pm$ 0.0118	- $\pm$ -	0.0269	-	-
Chlorothalonil-4-hydroxy	$\mu\text{g/l}$	- $\pm$ -	- $\pm$ -	-	-	-
Chlorothalonil Metabolite R417888 (Chlorothalonil-ESA)	$\mu\text{g/l}$	0.423 $\pm$ 0.0247	0.437 $\pm$ 0.066	0.0845	103	0.17
Chlorothalonil Metabolite R471811	$\mu\text{g/l}$	0.644 $\pm$ 0.0996	0.733 $\pm$ 0.11	0.167	114	0.53
Chlorothalonil Metabolite R611965 (3-carbamyl-2,4,5-trichlorobenzoic acid)	$\mu\text{g/l}$	- $\pm$ -	- $\pm$ -	-	-	-
Chlorothalonil Metabolite R611968	$\mu\text{g/l}$	- $\pm$ -	- $\pm$ -	-	-	-

Parameter	Unit	Assigned $\pm$ U (k=2) value	Result $\pm$ U	Criterion	Recovery [%]	z-Score
Chlorothalonil Metabolite SYN507900	$\mu\text{g/l}$	- $\pm$ -	- $\pm$ -	-	-	-
Chlorothalonil Metabolite SYN548580	$\mu\text{g/l}$	- $\pm$ -	- $\pm$ -	-	-	-
Chlorothalonil Metabolite SYN548581	$\mu\text{g/l}$	- $\pm$ -	- $\pm$ -	-	-	-
Clopyralid	$\mu\text{g/l}$	0.503 $\pm$ 0.059	- $\pm$ -	0.101	-	-
Cyanazine	$\mu\text{g/l}$	0.441 $\pm$ 0.0221	0.412 $\pm$ 0.062	0.0618	93.4	-0.47
Dicamba	$\mu\text{g/l}$	- $\pm$ -	0.612 $\pm$ 0.092	-	-	-
Dichlorprop	$\mu\text{g/l}$	0.295 $\pm$ 0.0109	0.276 $\pm$ 0.041	0.0354	93.6	-0.53
Dimethachlor ethane sulfonic acid (CGA 354742, Dimethachlor-ESA)	$\mu\text{g/l}$	0.112 $\pm$ 0.00608	0.116 $\pm$ 0.017	0.0224	104	0.18
Dimethachlor Metabolite - CGA 369873	$\mu\text{g/l}$	0.308 $\pm$ 0.0189	0.303 $\pm$ 0.045	0.0617	98.3	-0.09
Dimethachlor Metabolite - CGA 373464 (acetic acid methyl ester)	$\mu\text{g/l}$	- $\pm$ -	- $\pm$ -	-	-	-
Dimethachlor Metabolite - CGA 373464 (free acid)	$\mu\text{g/l}$	- $\pm$ -	0.167 $\pm$ 0.025	-	-	-
Dimethachlor oxalamic acid (CGA 50266, Dimethachlor-OA)	$\mu\text{g/l}$	0.449 $\pm$ 0.0607	0.352 $\pm$ 0.053	0.108	78.4	-0.90
Glufosinate	$\mu\text{g/l}$	- $\pm$ -	- $\pm$ -	-	-	-
Glufosinate metabolite MPPA	$\mu\text{g/l}$	- $\pm$ -	- $\pm$ -	-	-	-
Glyphosate	$\mu\text{g/l}$	0.854 $\pm$ 0.0484	- $\pm$ -	0.171	-	-
Metazachlor	$\mu\text{g/l}$	0.153 $\pm$ 0.00654	0.161 $\pm$ 0.024	0.0184	105	0.44
Metolachlor	$\mu\text{g/l}$	0.385 $\pm$ 0.00907	0.38 $\pm$ 0.057	0.0578	98.6	-0.09
Metribuzin	$\mu\text{g/l}$	0.374 $\pm$ 0.0099	0.351 $\pm$ 0.053	0.0374	94	-0.60
Nicosulfuron	$\mu\text{g/l}$	0.88 $\pm$ 0.0652	- $\pm$ -	0.22	-	-
Prometryn	$\mu\text{g/l}$	0.164 $\pm$ 0.00618	0.161 $\pm$ 0.024	0.0213	98.4	-0.12
Propazine	$\mu\text{g/l}$	0.108 $\pm$ 0.0054	0.1 $\pm$ 0.015	0.014	92.7	-0.57
s-Metolachlor Metabolite CGA 368208	$\mu\text{g/l}$	0.182 $\pm$ 0.00883	0.197 $\pm$ 0.03	0.0182	108	0.85
s-Metolachlor Metabolite NOA 413173	$\mu\text{g/l}$	0.496 $\pm$ 0.0472	0.609 $\pm$ 0.091	0.0843	123	1.34

Summary of results Herbicides/pesticides - H003

Labcode: LC0014

Parameter	Unit	Assigned $\pm$ U (k=2) value	Result $\pm$ U	Criterion	Recovery [%]	z-Score
Sebuthylazine	$\mu\text{g/l}$	0.695 $\pm$ 0.0268	0.699 $\pm$ 0.105	0.0647	101	0.06
Simazine	$\mu\text{g/l}$	0.35 $\pm$ 0.0116	0.374 $\pm$ 0.056	0.0385	107	0.61
Terbuthylazine	$\mu\text{g/l}$	0.266 $\pm$ 0.00731	0.267 $\pm$ 0.04	0.0293	100	0.02
Terbuthylazine-desethyl	$\mu\text{g/l}$	0.546 $\pm$ 0.0206	0.554 $\pm$ 0.083	0.06	102	0.14
Terbuthylazine Metabolite CGA 324007 (LM5)	$\mu\text{g/l}$	- $\pm$ -	0.129 $\pm$ 0.019	-	-	-
Terbuthylazine Metabolite SYN 545666 (LM6)	$\mu\text{g/l}$	0.318 $\pm$ 0.0221	0.298 $\pm$ 0.045	0.0318	93.8	-0.62
Terbuthylazine Metabolite SYN 546009 (LM3)	$\mu\text{g/l}$	- $\pm$ -	- $\pm$ -	-	-	-
Terbutryn	$\mu\text{g/l}$	0.172 $\pm$ 0.00582	0.182 $\pm$ 0.027	0.0172	106	0.59
Tritosulfuron	$\mu\text{g/l}$	- $\pm$ -	- $\pm$ -	-	-	-



## Sample: H003A

Parameter	Unit	Assigned $\pm$ U (k=2) value	Result $\pm$ U	Criterion	Recovery [%]	En-Score
2,4,5-Trichlorophenoxyacetic acid	$\mu\text{g/l}$	0.153 $\pm$ 0.0114	0.154 $\pm$ 0.023	0.0275	101	0.02
2,4-D (2,4-Dichlorphenoxyaceticacid)	$\mu\text{g/l}$	0.734 $\pm$ 0.0275	0.751 $\pm$ 0.113	0.103	102	0.07
2,6-Dichlorobenzamide	$\mu\text{g/l}$	0.217 $\pm$ 0.00924	0.208 $\pm$ 0.031	0.0325	96	-0.14
Alachlor	$\mu\text{g/l}$	0.106 $\pm$ 0.00457	0.142 $\pm$ 0.021	0.0127	134	0.85
Alachlor-t-acid (Alachlor-OA)	$\mu\text{g/l}$	0.935 $\pm$ 0.057	0.954 $\pm$ 0.143	0.14	102	0.07
Alachlor-t-sulfonic acid (Alachlor-ESA)	$\mu\text{g/l}$	0.291 $\pm$ 0.0115	0.309 $\pm$ 0.046	0.0378	106	0.19
AMPA	$\mu\text{g/l}$	1 $\pm$ 0.0378	- $\pm$ -	0.13	-	-
Atrazine	$\mu\text{g/l}$	0.153 $\pm$ 0.00407	0.152 $\pm$ 0.023	0.0168	99.6	-0.01
Atrazine-desethyl	$\mu\text{g/l}$	0.594 $\pm$ 0.0215	0.574 $\pm$ 0.086	0.0712	96.7	-0.11
Atrazine-desethyl-desisopropyl	$\mu\text{g/l}$	0.166 $\pm$ 0.0155	0.168 $\pm$ 0.025	0.0515	101	0.04
Atrazine-desisopropyl	$\mu\text{g/l}$	0.245 $\pm$ 0.0211	0.18 $\pm$ 0.027	0.0441	73.5	-1.12
Bentazone	$\mu\text{g/l}$	0.166 $\pm$ 0.00606	0.17 $\pm$ 0.026	0.0248	103	0.08
Chloridazon-desphenyl	$\mu\text{g/l}$	0.129 $\pm$ 0.00676	- $\pm$ -	0.0142	-	-
Chlorothalonil-4-hydroxy	$\mu\text{g/l}$	- $\pm$ -	- $\pm$ -	-	-	-
Chlorothalonil Metabolite R417888 (Chlorothalonil-ESA)	$\mu\text{g/l}$	0.0798 $\pm$ 0.00395	0.08 $\pm$ 0.012	0.016	100	0.01
Chlorothalonil Metabolite R471811	$\mu\text{g/l}$	0.187 $\pm$ 0.0395	0.216 $\pm$ 0.032	0.0655	115	0.38
Chlorothalonil Metabolite R611965 (3-carbamyl-2,4,5-trichlorobenzoic acid)	$\mu\text{g/l}$	- $\pm$ -	- $\pm$ -	-	-	-
Chlorothalonil Metabolite R611968	$\mu\text{g/l}$	- $\pm$ -	- $\pm$ -	-	-	-
Chlorothalonil Metabolite SYN507900	$\mu\text{g/l}$	- $\pm$ -	- $\pm$ -	-	-	-
Chlorothalonil Metabolite SYN548580	$\mu\text{g/l}$	- $\pm$ -	- $\pm$ -	-	-	-
Chlorothalonil Metabolite SYN548581	$\mu\text{g/l}$	- $\pm$ -	- $\pm$ -	-	-	-
Clopyralid	$\mu\text{g/l}$	0.24 $\pm$ 0.0285	- $\pm$ -	0.048	-	-
Cyanazine	$\mu\text{g/l}$	0.167 $\pm$ 0.00751	0.151 $\pm$ 0.023	0.0234	90.5	-0.34

Parameter	Unit	Assigned $\pm$ U (k=2) value	Result $\pm$ U	Criterion	Recovery [%]	En-Score
Dicamba	$\mu\text{g/l}$	- $\pm$ -	0.158 $\pm$ 0.024	-	-	-
Dichlorprop	$\mu\text{g/l}$	0.553 $\pm$ 0.0349	0.538 $\pm$ 0.081	0.0664	97.2	-0.09
Dimethachlor ethane sulfonic acid (CGA 354742, Dimethachlor-ESA)	$\mu\text{g/l}$	0.233 $\pm$ 0.0174	0.241 $\pm$ 0.036	0.0465	104	0.11
Dimethachlor Metabolite - CGA 369873	$\mu\text{g/l}$	0.144 $\pm$ 0.00926	0.148 $\pm$ 0.022	0.0288	103	0.09
Dimethachlor Metabolite - CGA 373464 (acetic acid methyl ester)	$\mu\text{g/l}$	- $\pm$ -	- $\pm$ -	-	-	-
Dimethachlor Metabolite - CGA 373464 (free acid)	$\mu\text{g/l}$	- $\pm$ -	0.312 $\pm$ 0.047	-	-	-
Dimethachlor oxalamic acid (CGA 50266, Dimethachlor-OA)	$\mu\text{g/l}$	0.43 $\pm$ 0.0555	0.31 $\pm$ 0.046	0.099	72	-1.12
Glufosinate	$\mu\text{g/l}$	- $\pm$ -	- $\pm$ -	-	-	-
Glufosinate metabolite MPPA	$\mu\text{g/l}$	- $\pm$ -	- $\pm$ -	-	-	-
Glyphosate	$\mu\text{g/l}$	0.411 $\pm$ 0.0171	- $\pm$ -	0.0821	-	-
Metazachlor	$\mu\text{g/l}$	0.161 $\pm$ 0.00743	0.17 $\pm$ 0.026	0.0193	105	0.17
Metolachlor	$\mu\text{g/l}$	0.176 $\pm$ 0.00384	0.184 $\pm$ 0.028	0.0264	105	0.14
Metribuzin	$\mu\text{g/l}$	0.781 $\pm$ 0.0333	0.758 $\pm$ 0.114	0.0781	97.1	-0.10
Nicosulfuron	$\mu\text{g/l}$	0.286 $\pm$ 0.0712	- $\pm$ -	0.111	-	-
Prometryn	$\mu\text{g/l}$	0.429 $\pm$ 0.0169	0.411 $\pm$ 0.062	0.0558	95.8	-0.15
Propazine	$\mu\text{g/l}$	0.229 $\pm$ 0.00751	0.24 $\pm$ 0.036	0.0297	105	0.16
s-Metolachlor Metabolite CGA 368208	$\mu\text{g/l}$	0.421 $\pm$ 0.0406	0.429 $\pm$ 0.064	0.059	102	0.06
s-Metolachlor Metabolite NOA 413173	$\mu\text{g/l}$	0.176 $\pm$ 0.0206	0.215 $\pm$ 0.032	0.0353	122	0.57
Sebuthylazine	$\mu\text{g/l}$	- $\pm$ -	<0.028 (LOQ) $\pm$ -	-	-	-
Simazine	$\mu\text{g/l}$	0.174 $\pm$ 0.00425	0.175 $\pm$ 0.026	0.0191	101	0.02
Terbuthylazine	$\mu\text{g/l}$	0.562 $\pm$ 0.0151	0.561 $\pm$ 0.084	0.0618	99.8	-0.01
Terbuthylazine-desethyl	$\mu\text{g/l}$	0.274 $\pm$ 0.00994	0.283 $\pm$ 0.042	0.0301	103	0.11
Terbuthylazine Metabolite CGA 324007 (LM5)	$\mu\text{g/l}$	- $\pm$ -	0.241 $\pm$ 0.036	-	-	-
Terbuthylazine Metabolite SYN 545666 (LM6)	$\mu\text{g/l}$	0.154 $\pm$ 0.0201	0.131 $\pm$ 0.02	0.0369	85.2	-0.51

Parameter	Unit	Assigned $\pm$ U (k=2) value	Result $\pm$ U	Criterion	Recovery [%]	En-Score
Terbutylazine Metabolite SYN 546009 (LM3)	$\mu\text{g/l}$	- $\pm$ -	- $\pm$ -	-	-	-
Terbutryn	$\mu\text{g/l}$	0.426 $\pm$ 0.0169	0.419 $\pm$ 0.063	0.0426	98.4	-0.06
Tritosulfuron	$\mu\text{g/l}$	- $\pm$ -	- $\pm$ -	-	-	-

## Sample: H003B

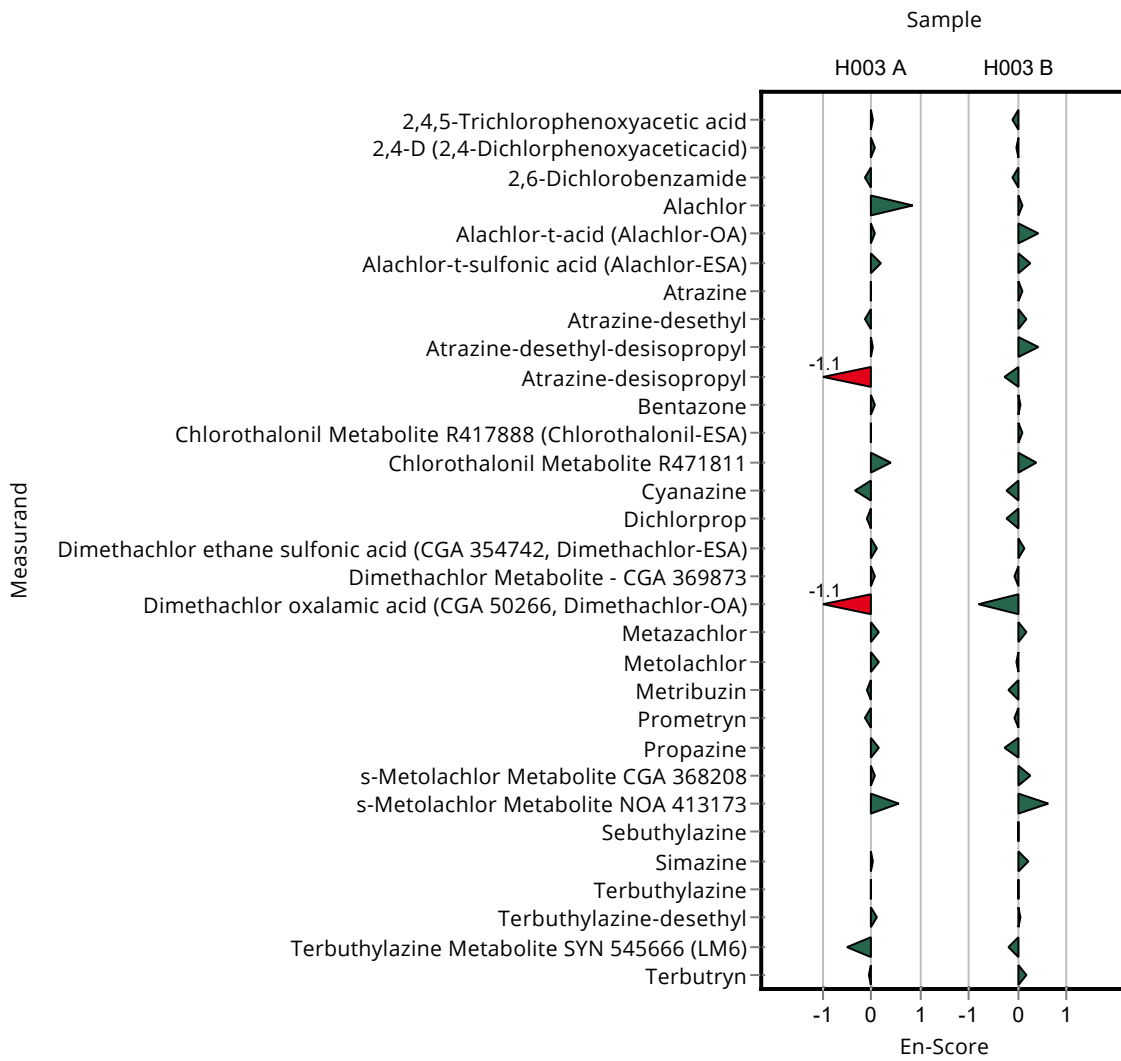
Parameter	Unit	Assigned $\pm$ U (k=2) value	Result $\pm$ U	Criterion	Recovery [%]	En-Score
2,4,5-Trichlorophenoxyacetic acid	$\mu\text{g/l}$	0.341 $\pm$ 0.0365	0.329 $\pm$ 0.049	0.0615	96.4	-0.12
2,4-D (2,4-Dichlorophenoxyacetic acid)	$\mu\text{g/l}$	0.348 $\pm$ 0.0129	0.343 $\pm$ 0.051	0.0487	98.6	-0.05
2,6-Dichlorobenzamide	$\mu\text{g/l}$	0.437 $\pm$ 0.017	0.423 $\pm$ 0.063	0.0655	96.9	-0.11
Alachlor	$\mu\text{g/l}$	0.487 $\pm$ 0.0145	0.504 $\pm$ 0.076	0.0585	103	0.11
Alachlor-t-acid (Alachlor-OA)	$\mu\text{g/l}$	0.185 $\pm$ 0.0171	0.214 $\pm$ 0.032	0.0278	115	0.43
Alachlor-t-sulfonic acid (Alachlor-ESA)	$\mu\text{g/l}$	0.29 $\pm$ 0.0395	0.314 $\pm$ 0.047	0.0608	108	0.24
AMPA	$\mu\text{g/l}$	0.562 $\pm$ 0.0415	- $\pm$ -	0.073	-	-
Atrazine	$\mu\text{g/l}$	0.658 $\pm$ 0.0171	0.673 $\pm$ 0.101	0.0724	102	0.08
Atrazine-desethyl	$\mu\text{g/l}$	0.275 $\pm$ 0.0128	0.291 $\pm$ 0.044	0.033	106	0.18
Atrazine-desethyl-desisopropyl	$\mu\text{g/l}$	0.423 $\pm$ 0.0502	0.485 $\pm$ 0.073	0.131	115	0.40
Atrazine-desisopropyl	$\mu\text{g/l}$	0.242 $\pm$ 0.0176	0.222 $\pm$ 0.033	0.0387	91.8	-0.29
Bentazone	$\mu\text{g/l}$	0.735 $\pm$ 0.0273	0.748 $\pm$ 0.112	0.11	102	0.06
Chloridazon-desphenyl	$\mu\text{g/l}$	0.245 $\pm$ 0.0118	- $\pm$ -	0.0269	-	-
Chlorothalonil-4-hydroxy	$\mu\text{g/l}$	- $\pm$ -	- $\pm$ -	-	-	-
Chlorothalonil Metabolite R417888 (Chlorothalonil-ESA)	$\mu\text{g/l}$	0.423 $\pm$ 0.0247	0.437 $\pm$ 0.066	0.0845	103	0.11
Chlorothalonil Metabolite R471811	$\mu\text{g/l}$	0.644 $\pm$ 0.0996	0.733 $\pm$ 0.11	0.167	114	0.37
Chlorothalonil Metabolite R611965 (3-carbamyl-2,4,5-trichlorobenzoic acid)	$\mu\text{g/l}$	- $\pm$ -	- $\pm$ -	-	-	-
Chlorothalonil Metabolite R611968	$\mu\text{g/l}$	- $\pm$ -	- $\pm$ -	-	-	-

Parameter	Unit	Assigned $\pm$ U (k=2) value	Result $\pm$ U	Criterion	Recovery [%]	En-Score
Chlorothalonil Metabolite SYN507900	$\mu\text{g/l}$	- $\pm$ -	- $\pm$ -	-	-	-
Chlorothalonil Metabolite SYN548580	$\mu\text{g/l}$	- $\pm$ -	- $\pm$ -	-	-	-
Chlorothalonil Metabolite SYN548581	$\mu\text{g/l}$	- $\pm$ -	- $\pm$ -	-	-	-
Clopyralid	$\mu\text{g/l}$	0.503 $\pm$ 0.059	- $\pm$ -	0.101	-	-
Cyanazine	$\mu\text{g/l}$	0.441 $\pm$ 0.0221	0.412 $\pm$ 0.062	0.0618	93.4	-0.23
Dicamba	$\mu\text{g/l}$	- $\pm$ -	0.612 $\pm$ 0.092	-	-	-
Dichlorprop	$\mu\text{g/l}$	0.295 $\pm$ 0.0109	0.276 $\pm$ 0.041	0.0354	93.6	-0.23
Dimethachlor ethane sulfonic acid (CGA 354742, Dimethachlor-ESA)	$\mu\text{g/l}$	0.112 $\pm$ 0.00608	0.116 $\pm$ 0.017	0.0224	104	0.12
Dimethachlor Metabolite - CGA 369873	$\mu\text{g/l}$	0.308 $\pm$ 0.0189	0.303 $\pm$ 0.045	0.0617	98.3	-0.06
Dimethachlor Metabolite - CGA 373464 (acetic acid methyl ester)	$\mu\text{g/l}$	- $\pm$ -	- $\pm$ -	-	-	-
Dimethachlor Metabolite - CGA 373464 (free acid)	$\mu\text{g/l}$	- $\pm$ -	0.167 $\pm$ 0.025	-	-	-
Dimethachlor oxalamic acid (CGA 50266, Dimethachlor-OA)	$\mu\text{g/l}$	0.449 $\pm$ 0.0607	0.352 $\pm$ 0.053	0.108	78.4	-0.80
Glufosinate	$\mu\text{g/l}$	- $\pm$ -	- $\pm$ -	-	-	-
Glufosinate metabolite MPPA	$\mu\text{g/l}$	- $\pm$ -	- $\pm$ -	-	-	-
Glyphosate	$\mu\text{g/l}$	0.854 $\pm$ 0.0484	- $\pm$ -	0.171	-	-
Metazachlor	$\mu\text{g/l}$	0.153 $\pm$ 0.00654	0.161 $\pm$ 0.024	0.0184	105	0.17
Metolachlor	$\mu\text{g/l}$	0.385 $\pm$ 0.00907	0.38 $\pm$ 0.057	0.0578	98.6	-0.05
Metribuzin	$\mu\text{g/l}$	0.374 $\pm$ 0.0099	0.351 $\pm$ 0.053	0.0374	94	-0.21
Nicosulfuron	$\mu\text{g/l}$	0.88 $\pm$ 0.0652	- $\pm$ -	0.22	-	-
Prometryn	$\mu\text{g/l}$	0.164 $\pm$ 0.00618	0.161 $\pm$ 0.024	0.0213	98.4	-0.05
Propazine	$\mu\text{g/l}$	0.108 $\pm$ 0.0054	0.1 $\pm$ 0.015	0.014	92.7	-0.26
s-Metolachlor Metabolite CGA 368208	$\mu\text{g/l}$	0.182 $\pm$ 0.00883	0.197 $\pm$ 0.03	0.0182	108	0.25
s-Metolachlor Metabolite NOA 413173	$\mu\text{g/l}$	0.496 $\pm$ 0.0472	0.609 $\pm$ 0.091	0.0843	123	0.60

Summary of results Herbicides/pesticides - H003 - En-Score

Labcode: LC0014

Parameter	Unit	Assigned $\pm$ U (k=2) value	Result $\pm$ U	Criterion	Recovery [%]	En-Score
Sebuthylazine	$\mu\text{g/l}$	0.695 $\pm$ 0.0268	0.699 $\pm$ 0.105	0.0647	101	0.02
Simazine	$\mu\text{g/l}$	0.35 $\pm$ 0.0116	0.374 $\pm$ 0.056	0.0385	107	0.21
Terbuthylazine	$\mu\text{g/l}$	0.266 $\pm$ 0.00731	0.267 $\pm$ 0.04	0.0293	100	0.01
Terbuthylazine-desethyl	$\mu\text{g/l}$	0.546 $\pm$ 0.0206	0.554 $\pm$ 0.083	0.06	102	0.05
Terbuthylazine Metabolite CGA 324007 (LM5)	$\mu\text{g/l}$	- $\pm$ -	0.129 $\pm$ 0.019	-	-	-
Terbuthylazine Metabolite SYN 545666 (LM6)	$\mu\text{g/l}$	0.318 $\pm$ 0.0221	0.298 $\pm$ 0.045	0.0318	93.8	-0.21
Terbuthylazine Metabolite SYN 546009 (LM3)	$\mu\text{g/l}$	- $\pm$ -	- $\pm$ -	-	-	-
Terbutryn	$\mu\text{g/l}$	0.172 $\pm$ 0.00582	0.182 $\pm$ 0.027	0.0172	106	0.19
Tritosulfuron	$\mu\text{g/l}$	- $\pm$ -	- $\pm$ -	-	-	-



## Sample: H003A

Parameter	Unit	Assigned $\pm$ U (k=2) value	Result $\pm$ U	Criterion	Recovery [%]	z-Score
2,4,5-Trichlorophenoxyacetic acid	$\mu\text{g/l}$	0.153 $\pm$ 0.0114	0.139 $\pm$ 0.061	0.0275	90.9	-0.50
2,4-D (2,4-Dichlorphenoxyaceticacid)	$\mu\text{g/l}$	0.734 $\pm$ 0.0275	0.688 $\pm$ 0.282	0.103	93.7	-0.45
2,6-Dichlorobenzamide	$\mu\text{g/l}$	0.217 $\pm$ 0.00924	0.246 $\pm$ 0.099	0.0325	114	0.90
Alachlor	$\mu\text{g/l}$	0.106 $\pm$ 0.00457	- $\pm$ -	0.0127	-	-
Alachlor-t-acid (Alachlor-OA)	$\mu\text{g/l}$	0.935 $\pm$ 0.057	- $\pm$ -	0.14	-	-
Alachlor-t-sulfonic acid (Alachlor-ESA)	$\mu\text{g/l}$	0.291 $\pm$ 0.0115	- $\pm$ -	0.0378	-	-
AMPA	$\mu\text{g/l}$	1 $\pm$ 0.0378	1.041 $\pm$ 0.364	0.13	104	0.31
Atrazine	$\mu\text{g/l}$	0.153 $\pm$ 0.00407	0.156 $\pm$ 0.062	0.0168	102	0.20
Atrazine-desethyl	$\mu\text{g/l}$	0.594 $\pm$ 0.0215	0.709 $\pm$ 0.283	0.0712	119	1.62
Atrazine-desethyl-desisopropyl	$\mu\text{g/l}$	0.166 $\pm$ 0.0155	- $\pm$ -	0.0515	-	-
Atrazine-desisopropyl	$\mu\text{g/l}$	0.245 $\pm$ 0.0211	0.361 $\pm$ 0.144	0.0441	147	2.63
Bentazone	$\mu\text{g/l}$	0.166 $\pm$ 0.00606	0.151 $\pm$ 0.061	0.0248	91.2	-0.59
Chloridazon-desphenyl	$\mu\text{g/l}$	0.129 $\pm$ 0.00676	- $\pm$ -	0.0142	-	-
Chlorothalonil-4-hydroxy	$\mu\text{g/l}$	- $\pm$ -	- $\pm$ -	-	-	-
Chlorothalonil Metabolite R417888 (Chlorothalonil-ESA)	$\mu\text{g/l}$	0.0798 $\pm$ 0.00395	- $\pm$ -	0.016	-	-
Chlorothalonil Metabolite R471811	$\mu\text{g/l}$	0.187 $\pm$ 0.0395	- $\pm$ -	0.0655	-	-
Chlorothalonil Metabolite R611965 (3-carbamyl-2,4,5-trichlorobenzoic acid)	$\mu\text{g/l}$	- $\pm$ -	- $\pm$ -	-	-	-
Chlorothalonil Metabolite R611968	$\mu\text{g/l}$	- $\pm$ -	- $\pm$ -	-	-	-
Chlorothalonil Metabolite SYN507900	$\mu\text{g/l}$	- $\pm$ -	- $\pm$ -	-	-	-
Chlorothalonil Metabolite SYN548580	$\mu\text{g/l}$	- $\pm$ -	- $\pm$ -	-	-	-
Chlorothalonil Metabolite SYN548581	$\mu\text{g/l}$	- $\pm$ -	- $\pm$ -	-	-	-
Clopyralid	$\mu\text{g/l}$	0.24 $\pm$ 0.0285	- $\pm$ -	0.048	-	-
Cyanazine	$\mu\text{g/l}$	0.167 $\pm$ 0.00751	0.181 $\pm$ 0.072	0.0234	108	0.61

Parameter	Unit	Assigned $\pm$ U (k=2) value	Result $\pm$ U	Criterion	Recovery [%]	z-Score
Dicamba	$\mu\text{g/l}$	- $\pm$ -	- $\pm$ -	-	-	-
Dichlorprop	$\mu\text{g/l}$	0.553 $\pm$ 0.0349	0.504 $\pm$ 0.212	0.0664	91.1	-0.74
Dimethachlor ethane sulfonic acid (CGA 354742, Dimethachlor-ESA)	$\mu\text{g/l}$	0.233 $\pm$ 0.0174	- $\pm$ -	0.0465	-	-
Dimethachlor Metabolite - CGA 369873	$\mu\text{g/l}$	0.144 $\pm$ 0.00926	- $\pm$ -	0.0288	-	-
Dimethachlor Metabolite - CGA 373464 (acetic acid methyl ester)	$\mu\text{g/l}$	- $\pm$ -	- $\pm$ -	-	-	-
Dimethachlor Metabolite - CGA 373464 (free acid)	$\mu\text{g/l}$	- $\pm$ -	- $\pm$ -	-	-	-
Dimethachlor oxalamic acid (CGA 50266, Dimethachlor-OA)	$\mu\text{g/l}$	0.43 $\pm$ 0.0555	- $\pm$ -	0.099	-	-
Glufosinate	$\mu\text{g/l}$	- $\pm$ -	- $\pm$ -	-	-	-
Glufosinate metabolite MPPA	$\mu\text{g/l}$	- $\pm$ -	- $\pm$ -	-	-	-
Glyphosate	$\mu\text{g/l}$	0.411 $\pm$ 0.0171	0.396 $\pm$ 0.139	0.0821	96.5	-0.18
Metazachlor	$\mu\text{g/l}$	0.161 $\pm$ 0.00743	0.163 $\pm$ 0.065	0.0193	101	0.09
Metolachlor	$\mu\text{g/l}$	0.176 $\pm$ 0.00384	0.18 $\pm$ 0.072	0.0264	102	0.15
Metribuzin	$\mu\text{g/l}$	0.781 $\pm$ 0.0333	- $\pm$ -	0.0781	-	-
Nicosulfuron	$\mu\text{g/l}$	0.286 $\pm$ 0.0712	- $\pm$ -	0.111	-	-
Prometryn	$\mu\text{g/l}$	0.429 $\pm$ 0.0169	0.443 $\pm$ 0.177	0.0558	103	0.25
Propazine	$\mu\text{g/l}$	0.229 $\pm$ 0.00751	0.231 $\pm$ 0.092	0.0297	101	0.08
s-Metolachlor Metabolite CGA 368208	$\mu\text{g/l}$	0.421 $\pm$ 0.0406	- $\pm$ -	0.059	-	-
s-Metolachlor Metabolite NOA 413173	$\mu\text{g/l}$	0.176 $\pm$ 0.0206	- $\pm$ -	0.0353	-	-
Sebuthylazine	$\mu\text{g/l}$	- $\pm$ -	<0.1 (LOQ) $\pm$ -	-	-	-
Simazine	$\mu\text{g/l}$	0.174 $\pm$ 0.00425	0.172 $\pm$ 0.069	0.0191	98.8	-0.11
Terbuthylazine	$\mu\text{g/l}$	0.562 $\pm$ 0.0151	0.555 $\pm$ 0.222	0.0618	98.8	-0.11
Terbuthylazine-desethyl	$\mu\text{g/l}$	0.274 $\pm$ 0.00994	0.294 $\pm$ 0.117	0.0301	107	0.67
Terbuthylazine Metabolite CGA 324007 (LM5)	$\mu\text{g/l}$	- $\pm$ -	- $\pm$ -	-	-	-
Terbuthylazine Metabolite SYN 545666 (LM6)	$\mu\text{g/l}$	0.154 $\pm$ 0.0201	- $\pm$ -	0.0369	-	-

Parameter	Unit	Assigned $\pm$ U (k=2) value	Result $\pm$ U	Criterion	Recovery [%]	z-Score
Terbutylazine Metabolite SYN 546009 (LM3)	$\mu\text{g/l}$	- $\pm$ -	- $\pm$ -	-	-	-
Terbutryn	$\mu\text{g/l}$	0.426 $\pm$ 0.0169	0.41 $\pm$ 0.164	0.0426	96.2	-0.38
Tritosulfuron	$\mu\text{g/l}$	- $\pm$ -	- $\pm$ -	-	-	-

## Sample: H003B

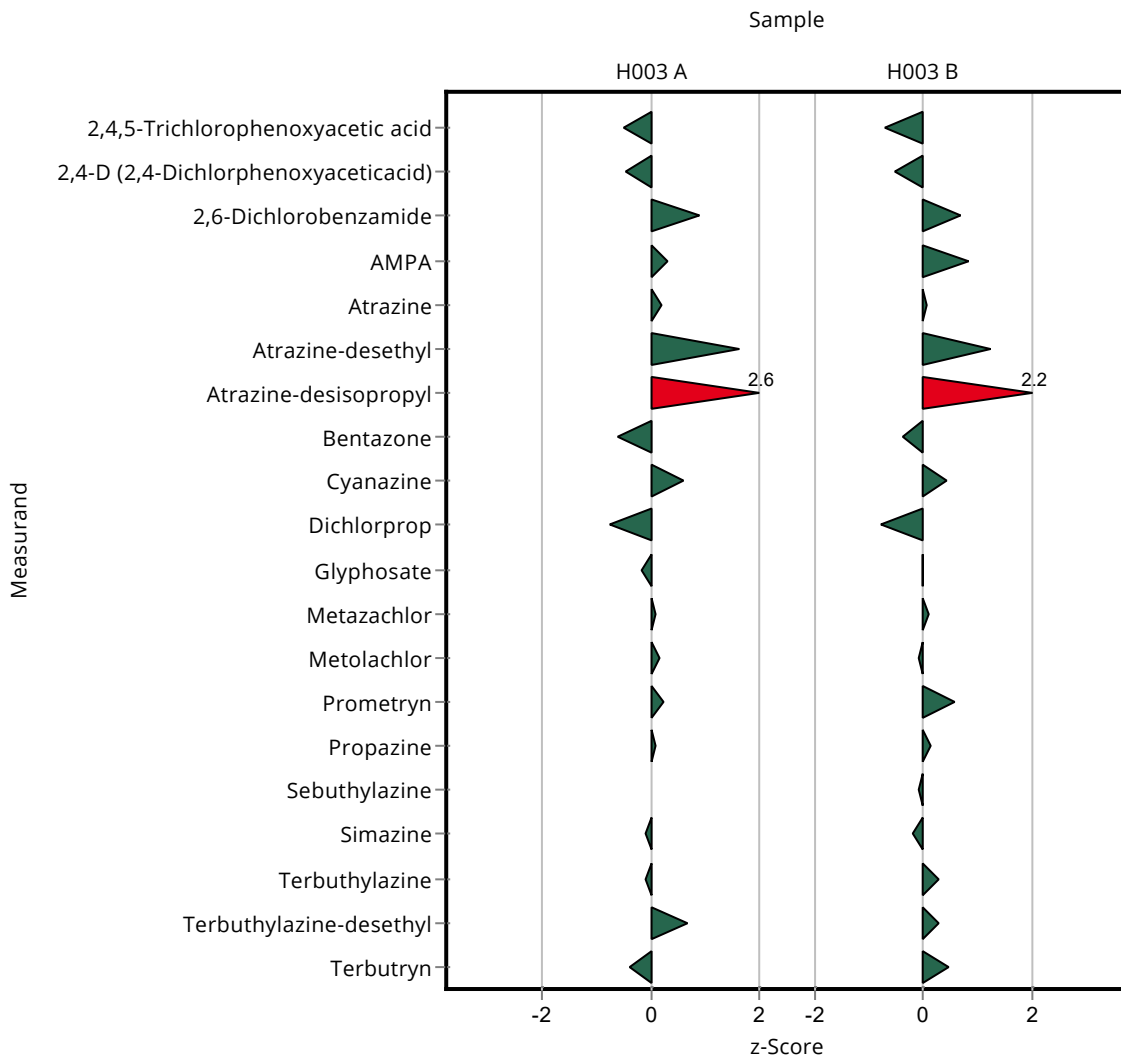
Parameter	Unit	Assigned $\pm$ U (k=2) value	Result $\pm$ U	Criterion	Recovery [%]	z-Score
2,4,5-Trichlorophenoxyacetic acid	$\mu\text{g/l}$	0.341 $\pm$ 0.0365	0.298 $\pm$ 0.119	0.0615	87.3	-0.71
2,4-D (2,4-Dichlorophenoxyacetic acid)	$\mu\text{g/l}$	0.348 $\pm$ 0.0129	0.323 $\pm$ 0.129	0.0487	92.8	-0.51
2,6-Dichlorobenzamide	$\mu\text{g/l}$	0.437 $\pm$ 0.017	0.48 $\pm$ 0.192	0.0655	110	0.66
Alachlor	$\mu\text{g/l}$	0.487 $\pm$ 0.0145	- $\pm$ -	0.0585	-	-
Alachlor-t-acid (Alachlor-OA)	$\mu\text{g/l}$	0.185 $\pm$ 0.0171	- $\pm$ -	0.0278	-	-
Alachlor-t-sulfonic acid (Alachlor-ESA)	$\mu\text{g/l}$	0.29 $\pm$ 0.0395	- $\pm$ -	0.0608	-	-
AMPA	$\mu\text{g/l}$	0.562 $\pm$ 0.0415	0.621 $\pm$ 0.217	0.073	111	0.81
Atrazine	$\mu\text{g/l}$	0.658 $\pm$ 0.0171	0.662 $\pm$ 0.265	0.0724	101	0.06
Atrazine-desethyl	$\mu\text{g/l}$	0.275 $\pm$ 0.0128	0.316 $\pm$ 0.126	0.033	115	1.25
Atrazine-desethyl-desisopropyl	$\mu\text{g/l}$	0.423 $\pm$ 0.0502	- $\pm$ -	0.131	-	-
Atrazine-desisopropyl	$\mu\text{g/l}$	0.242 $\pm$ 0.0176	0.328 $\pm$ 0.131	0.0387	136	2.23
Bentazone	$\mu\text{g/l}$	0.735 $\pm$ 0.0273	0.694 $\pm$ 0.278	0.11	94.4	-0.37
Chloridazon-desphenyl	$\mu\text{g/l}$	0.245 $\pm$ 0.0118	- $\pm$ -	0.0269	-	-
Chlorothalonil-4-hydroxy	$\mu\text{g/l}$	- $\pm$ -	- $\pm$ -	-	-	-
Chlorothalonil Metabolite R417888 (Chlorothalonil-ESA)	$\mu\text{g/l}$	0.423 $\pm$ 0.0247	- $\pm$ -	0.0845	-	-
Chlorothalonil Metabolite R471811	$\mu\text{g/l}$	0.644 $\pm$ 0.0996	- $\pm$ -	0.167	-	-
Chlorothalonil Metabolite R611965 (3-carbamyl-2,4,5-trichlorobenzoic acid)	$\mu\text{g/l}$	- $\pm$ -	- $\pm$ -	-	-	-
Chlorothalonil Metabolite R611968	$\mu\text{g/l}$	- $\pm$ -	- $\pm$ -	-	-	-

Parameter	Unit	Assigned $\pm$ U (k=2) value	Result $\pm$ U	Criterion	Recovery [%]	z-Score
Chlorothalonil Metabolite SYN507900	$\mu\text{g/l}$	- $\pm$ -	- $\pm$ -	-	-	-
Chlorothalonil Metabolite SYN548580	$\mu\text{g/l}$	- $\pm$ -	- $\pm$ -	-	-	-
Chlorothalonil Metabolite SYN548581	$\mu\text{g/l}$	- $\pm$ -	- $\pm$ -	-	-	-
Clopyralid	$\mu\text{g/l}$	0.503 $\pm$ 0.059	- $\pm$ -	0.101	-	-
Cyanazine	$\mu\text{g/l}$	0.441 $\pm$ 0.0221	0.467 $\pm$ 0.187	0.0618	106	0.42
Dicamba	$\mu\text{g/l}$	- $\pm$ -	- $\pm$ -	-	-	-
Dichlorprop	$\mu\text{g/l}$	0.295 $\pm$ 0.0109	0.267 $\pm$ 0.107	0.0354	90.6	-0.79
Dimethachlor ethane sulfonic acid (CGA 354742, Dimethachlor-ESA)	$\mu\text{g/l}$	0.112 $\pm$ 0.00608	- $\pm$ -	0.0224	-	-
Dimethachlor Metabolite - CGA 369873	$\mu\text{g/l}$	0.308 $\pm$ 0.0189	- $\pm$ -	0.0617	-	-
Dimethachlor Metabolite - CGA 373464 (acetic acid methyl ester)	$\mu\text{g/l}$	- $\pm$ -	- $\pm$ -	-	-	-
Dimethachlor Metabolite - CGA 373464 (free acid)	$\mu\text{g/l}$	- $\pm$ -	- $\pm$ -	-	-	-
Dimethachlor oxalamic acid (CGA 50266, Dimethachlor-OA)	$\mu\text{g/l}$	0.449 $\pm$ 0.0607	- $\pm$ -	0.108	-	-
Glufosinate	$\mu\text{g/l}$	- $\pm$ -	- $\pm$ -	-	-	-
Glufosinate metabolite MPPA	$\mu\text{g/l}$	- $\pm$ -	- $\pm$ -	-	-	-
Glyphosate	$\mu\text{g/l}$	0.854 $\pm$ 0.0484	0.852 $\pm$ 0.298	0.171	99.8	-0.01
Metazachlor	$\mu\text{g/l}$	0.153 $\pm$ 0.00654	0.155 $\pm$ 0.062	0.0184	101	0.11
Metolachlor	$\mu\text{g/l}$	0.385 $\pm$ 0.00907	0.381 $\pm$ 0.152	0.0578	98.9	-0.08
Metribuzin	$\mu\text{g/l}$	0.374 $\pm$ 0.0099	- $\pm$ -	0.0374	-	-
Nicosulfuron	$\mu\text{g/l}$	0.88 $\pm$ 0.0652	- $\pm$ -	0.22	-	-
Prometryn	$\mu\text{g/l}$	0.164 $\pm$ 0.00618	0.176 $\pm$ 0.071	0.0213	108	0.58
Propazine	$\mu\text{g/l}$	0.108 $\pm$ 0.0054	0.11 $\pm$ 0.044	0.014	102	0.15
s-Metolachlor Metabolite CGA 368208	$\mu\text{g/l}$	0.182 $\pm$ 0.00883	- $\pm$ -	0.0182	-	-
s-Metolachlor Metabolite NOA 413173	$\mu\text{g/l}$	0.496 $\pm$ 0.0472	- $\pm$ -	0.0843	-	-

Summary of results Herbicides/pesticides - H003

Labcode: LC0015

Parameter	Unit	Assigned $\pm$ U (k=2) value	Result $\pm$ U	Criterion	Recovery [%]	z-Score
Sebuthylazine	$\mu\text{g/l}$	0.695 $\pm$ 0.0268	0.689 $\pm$ 0.275	0.0647	99.1	-0.10
Simazine	$\mu\text{g/l}$	0.35 $\pm$ 0.0116	0.343 $\pm$ 0.137	0.0385	97.9	-0.19
Terbuthylazine	$\mu\text{g/l}$	0.266 $\pm$ 0.00731	0.275 $\pm$ 0.11	0.0293	103	0.29
Terbuthylazine-desethyl	$\mu\text{g/l}$	0.546 $\pm$ 0.0206	0.562 $\pm$ 0.225	0.06	103	0.27
Terbuthylazine Metabolite CGA 324007 (LM5)	$\mu\text{g/l}$	- $\pm$ -	- $\pm$ -	-	-	-
Terbuthylazine Metabolite SYN 545666 (LM6)	$\mu\text{g/l}$	0.318 $\pm$ 0.0221	- $\pm$ -	0.0318	-	-
Terbuthylazine Metabolite SYN 546009 (LM3)	$\mu\text{g/l}$	- $\pm$ -	- $\pm$ -	-	-	-
Terbutryn	$\mu\text{g/l}$	0.172 $\pm$ 0.00582	0.18 $\pm$ 0.072	0.0172	105	0.47
Tritosulfuron	$\mu\text{g/l}$	- $\pm$ -	- $\pm$ -	-	-	-



## Sample: H003A

Parameter	Unit	Assigned $\pm$ U (k=2) value	Result $\pm$ U	Criterion	Recovery [%]	En-Score
2,4,5-Trichlorophenoxyacetic acid	$\mu\text{g/l}$	0.153 $\pm$ 0.0114	0.139 $\pm$ 0.061	0.0275	90.9	-0.11
2,4-D (2,4-Dichlorphenoxyaceticacid)	$\mu\text{g/l}$	0.734 $\pm$ 0.0275	0.688 $\pm$ 0.282	0.103	93.7	-0.08
2,6-Dichlorobenzamide	$\mu\text{g/l}$	0.217 $\pm$ 0.00924	0.246 $\pm$ 0.099	0.0325	114	0.15
Alachlor	$\mu\text{g/l}$	0.106 $\pm$ 0.00457	- $\pm$ -	0.0127	-	-
Alachlor-t-acid (Alachlor-OA)	$\mu\text{g/l}$	0.935 $\pm$ 0.057	- $\pm$ -	0.14	-	-
Alachlor-t-sulfonic acid (Alachlor-ESA)	$\mu\text{g/l}$	0.291 $\pm$ 0.0115	- $\pm$ -	0.0378	-	-
AMPA	$\mu\text{g/l}$	1 $\pm$ 0.0378	1.041 $\pm$ 0.364	0.13	104	0.05
Atrazine	$\mu\text{g/l}$	0.153 $\pm$ 0.00407	0.156 $\pm$ 0.062	0.0168	102	0.03
Atrazine-desethyl	$\mu\text{g/l}$	0.594 $\pm$ 0.0215	0.709 $\pm$ 0.283	0.0712	119	0.20
Atrazine-desethyl-desisopropyl	$\mu\text{g/l}$	0.166 $\pm$ 0.0155	- $\pm$ -	0.0515	-	-
Atrazine-desisopropyl	$\mu\text{g/l}$	0.245 $\pm$ 0.0211	0.361 $\pm$ 0.144	0.0441	147	0.40
Bentazone	$\mu\text{g/l}$	0.166 $\pm$ 0.00606	0.151 $\pm$ 0.061	0.0248	91.2	-0.12
Chloridazon-desphenyl	$\mu\text{g/l}$	0.129 $\pm$ 0.00676	- $\pm$ -	0.0142	-	-
Chlorothalonil-4-hydroxy	$\mu\text{g/l}$	- $\pm$ -	- $\pm$ -	-	-	-
Chlorothalonil Metabolite R417888 (Chlorothalonil-ESA)	$\mu\text{g/l}$	0.0798 $\pm$ 0.00395	- $\pm$ -	0.016	-	-
Chlorothalonil Metabolite R471811	$\mu\text{g/l}$	0.187 $\pm$ 0.0395	- $\pm$ -	0.0655	-	-
Chlorothalonil Metabolite R611965 (3-carbamyl-2,4,5-trichlorobenzoic acid)	$\mu\text{g/l}$	- $\pm$ -	- $\pm$ -	-	-	-
Chlorothalonil Metabolite R611968	$\mu\text{g/l}$	- $\pm$ -	- $\pm$ -	-	-	-
Chlorothalonil Metabolite SYN507900	$\mu\text{g/l}$	- $\pm$ -	- $\pm$ -	-	-	-
Chlorothalonil Metabolite SYN548580	$\mu\text{g/l}$	- $\pm$ -	- $\pm$ -	-	-	-
Chlorothalonil Metabolite SYN548581	$\mu\text{g/l}$	- $\pm$ -	- $\pm$ -	-	-	-
Clopyralid	$\mu\text{g/l}$	0.24 $\pm$ 0.0285	- $\pm$ -	0.048	-	-
Cyanazine	$\mu\text{g/l}$	0.167 $\pm$ 0.00751	0.181 $\pm$ 0.072	0.0234	108	0.10

Parameter	Unit	Assigned $\pm$ U (k=2) value	Result $\pm$ U	Criterion	Recovery [%]	En-Score
Dicamba	$\mu\text{g/l}$	- $\pm$ -	- $\pm$ -	-	-	-
Dichlorprop	$\mu\text{g/l}$	0.553 $\pm$ 0.0349	0.504 $\pm$ 0.212	0.0664	91.1	-0.12
Dimethachlor ethane sulfonic acid (CGA 354742, Dimethachlor-ESA)	$\mu\text{g/l}$	0.233 $\pm$ 0.0174	- $\pm$ -	0.0465	-	-
Dimethachlor Metabolite - CGA 369873	$\mu\text{g/l}$	0.144 $\pm$ 0.00926	- $\pm$ -	0.0288	-	-
Dimethachlor Metabolite - CGA 373464 (acetic acid methyl ester)	$\mu\text{g/l}$	- $\pm$ -	- $\pm$ -	-	-	-
Dimethachlor Metabolite - CGA 373464 (free acid)	$\mu\text{g/l}$	- $\pm$ -	- $\pm$ -	-	-	-
Dimethachlor oxalamic acid (CGA 50266, Dimethachlor-OA)	$\mu\text{g/l}$	0.43 $\pm$ 0.0555	- $\pm$ -	0.099	-	-
Glufosinate	$\mu\text{g/l}$	- $\pm$ -	- $\pm$ -	-	-	-
Glufosinate metabolite MPPA	$\mu\text{g/l}$	- $\pm$ -	- $\pm$ -	-	-	-
Glyphosate	$\mu\text{g/l}$	0.411 $\pm$ 0.0171	0.396 $\pm$ 0.139	0.0821	96.5	-0.05
Metazachlor	$\mu\text{g/l}$	0.161 $\pm$ 0.00743	0.163 $\pm$ 0.065	0.0193	101	0.01
Metolachlor	$\mu\text{g/l}$	0.176 $\pm$ 0.00384	0.18 $\pm$ 0.072	0.0264	102	0.03
Metribuzin	$\mu\text{g/l}$	0.781 $\pm$ 0.0333	- $\pm$ -	0.0781	-	-
Nicosulfuron	$\mu\text{g/l}$	0.286 $\pm$ 0.0712	- $\pm$ -	0.111	-	-
Prometryn	$\mu\text{g/l}$	0.429 $\pm$ 0.0169	0.443 $\pm$ 0.177	0.0558	103	0.04
Propazine	$\mu\text{g/l}$	0.229 $\pm$ 0.00751	0.231 $\pm$ 0.092	0.0297	101	0.01
s-Metolachlor Metabolite CGA 368208	$\mu\text{g/l}$	0.421 $\pm$ 0.0406	- $\pm$ -	0.059	-	-
s-Metolachlor Metabolite NOA 413173	$\mu\text{g/l}$	0.176 $\pm$ 0.0206	- $\pm$ -	0.0353	-	-
Sebuthylazine	$\mu\text{g/l}$	- $\pm$ -	<0.1 (LOQ) $\pm$ -	-	-	-
Simazine	$\mu\text{g/l}$	0.174 $\pm$ 0.00425	0.172 $\pm$ 0.069	0.0191	98.8	-0.01
Terbuthylazine	$\mu\text{g/l}$	0.562 $\pm$ 0.0151	0.555 $\pm$ 0.222	0.0618	98.8	-0.02
Terbuthylazine-desethyl	$\mu\text{g/l}$	0.274 $\pm$ 0.00994	0.294 $\pm$ 0.117	0.0301	107	0.09
Terbuthylazine Metabolite CGA 324007 (LM5)	$\mu\text{g/l}$	- $\pm$ -	- $\pm$ -	-	-	-
Terbuthylazine Metabolite SYN 545666 (LM6)	$\mu\text{g/l}$	0.154 $\pm$ 0.0201	- $\pm$ -	0.0369	-	-

Parameter	Unit	Assigned $\pm$ U (k=2) value	Result $\pm$ U	Criterion	Recovery [%]	En-Score
Terbutylazine Metabolite SYN 546009 (LM3)	$\mu\text{g/l}$	- $\pm$ -	- $\pm$ -	-	-	-
Terbutryn	$\mu\text{g/l}$	0.426 $\pm$ 0.0169	0.41 $\pm$ 0.164	0.0426	96.2	-0.05
Tritosulfuron	$\mu\text{g/l}$	- $\pm$ -	- $\pm$ -	-	-	-

## Sample: H003B

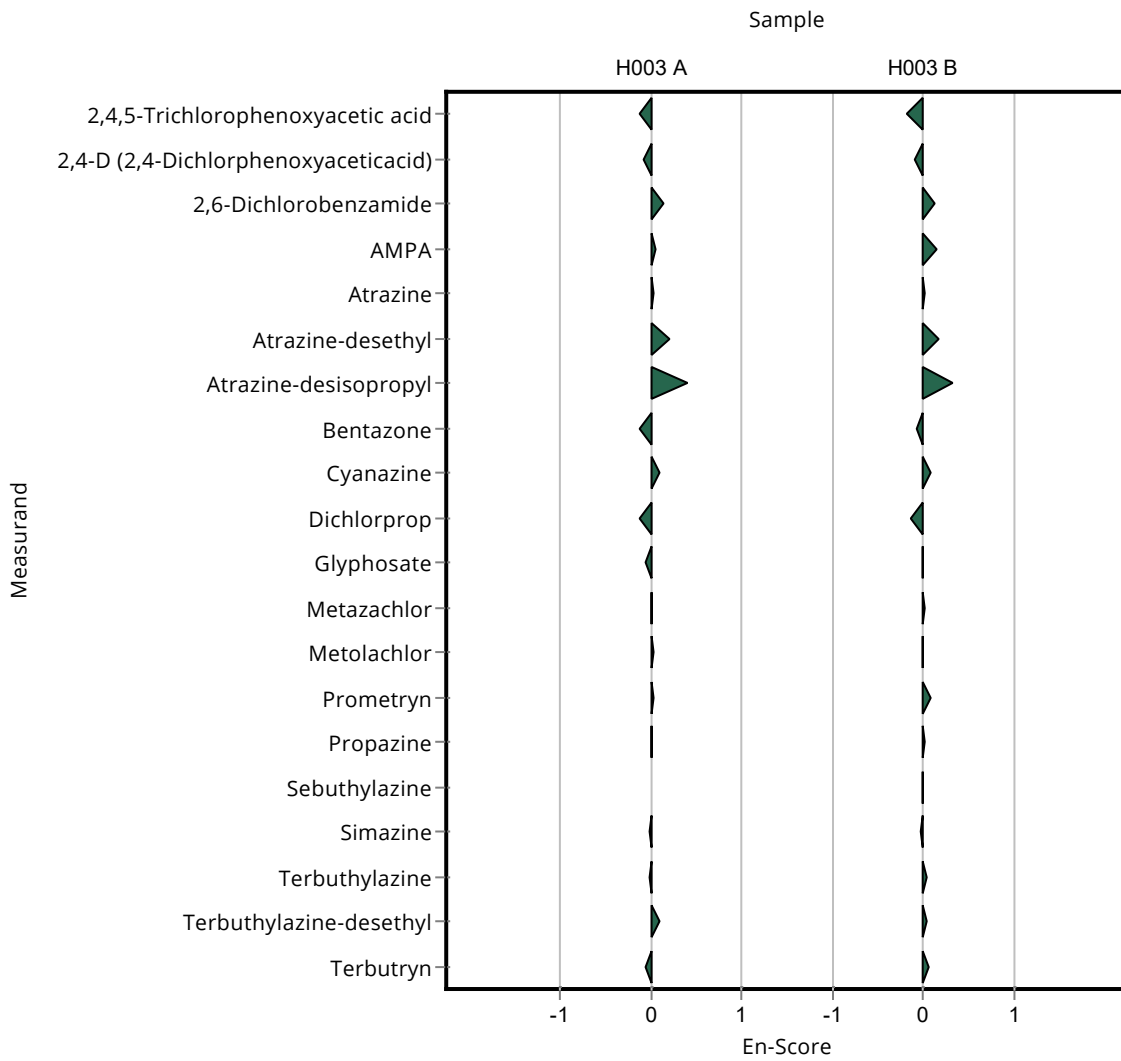
Parameter	Unit	Assigned $\pm$ U (k=2) value	Result $\pm$ U	Criterion	Recovery [%]	En-Score
2,4,5-Trichlorophenoxyacetic acid	$\mu\text{g/l}$	0.341 $\pm$ 0.0365	0.298 $\pm$ 0.119	0.0615	87.3	-0.18
2,4-D (2,4-Dichlorophenoxyacetic acid)	$\mu\text{g/l}$	0.348 $\pm$ 0.0129	0.323 $\pm$ 0.129	0.0487	92.8	-0.10
2,6-Dichlorobenzamide	$\mu\text{g/l}$	0.437 $\pm$ 0.017	0.48 $\pm$ 0.192	0.0655	110	0.11
Alachlor	$\mu\text{g/l}$	0.487 $\pm$ 0.0145	- $\pm$ -	0.0585	-	-
Alachlor-t-acid (Alachlor-OA)	$\mu\text{g/l}$	0.185 $\pm$ 0.0171	- $\pm$ -	0.0278	-	-
Alachlor-t-sulfonic acid (Alachlor-ESA)	$\mu\text{g/l}$	0.29 $\pm$ 0.0395	- $\pm$ -	0.0608	-	-
AMPA	$\mu\text{g/l}$	0.562 $\pm$ 0.0415	0.621 $\pm$ 0.217	0.073	111	0.14
Atrazine	$\mu\text{g/l}$	0.658 $\pm$ 0.0171	0.662 $\pm$ 0.265	0.0724	101	0.01
Atrazine-desethyl	$\mu\text{g/l}$	0.275 $\pm$ 0.0128	0.316 $\pm$ 0.126	0.033	115	0.16
Atrazine-desethyl-desisopropyl	$\mu\text{g/l}$	0.423 $\pm$ 0.0502	- $\pm$ -	0.131	-	-
Atrazine-desisopropyl	$\mu\text{g/l}$	0.242 $\pm$ 0.0176	0.328 $\pm$ 0.131	0.0387	136	0.33
Bentazone	$\mu\text{g/l}$	0.735 $\pm$ 0.0273	0.694 $\pm$ 0.278	0.11	94.4	-0.07
Chloridazon-desphenyl	$\mu\text{g/l}$	0.245 $\pm$ 0.0118	- $\pm$ -	0.0269	-	-
Chlorothalonil-4-hydroxy	$\mu\text{g/l}$	- $\pm$ -	- $\pm$ -	-	-	-
Chlorothalonil Metabolite R417888 (Chlorothalonil-ESA)	$\mu\text{g/l}$	0.423 $\pm$ 0.0247	- $\pm$ -	0.0845	-	-
Chlorothalonil Metabolite R471811	$\mu\text{g/l}$	0.644 $\pm$ 0.0996	- $\pm$ -	0.167	-	-
Chlorothalonil Metabolite R611965 (3-carbamyl-2,4,5-trichlorobenzoic acid)	$\mu\text{g/l}$	- $\pm$ -	- $\pm$ -	-	-	-
Chlorothalonil Metabolite R611968	$\mu\text{g/l}$	- $\pm$ -	- $\pm$ -	-	-	-

Parameter	Unit	Assigned $\pm$ U (k=2) value	Result $\pm$ U	Criterion	Recovery [%]	En-Score
Chlorothalonil Metabolite SYN507900	$\mu\text{g/l}$	- $\pm$ -	- $\pm$ -	-	-	-
Chlorothalonil Metabolite SYN548580	$\mu\text{g/l}$	- $\pm$ -	- $\pm$ -	-	-	-
Chlorothalonil Metabolite SYN548581	$\mu\text{g/l}$	- $\pm$ -	- $\pm$ -	-	-	-
Clopyralid	$\mu\text{g/l}$	0.503 $\pm$ 0.059	- $\pm$ -	0.101	-	-
Cyanazine	$\mu\text{g/l}$	0.441 $\pm$ 0.0221	0.467 $\pm$ 0.187	0.0618	106	0.07
Dicamba	$\mu\text{g/l}$	- $\pm$ -	- $\pm$ -	-	-	-
Dichlorprop	$\mu\text{g/l}$	0.295 $\pm$ 0.0109	0.267 $\pm$ 0.107	0.0354	90.6	-0.13
Dimethachlor ethane sulfonic acid (CGA 354742, Dimethachlor-ESA)	$\mu\text{g/l}$	0.112 $\pm$ 0.00608	- $\pm$ -	0.0224	-	-
Dimethachlor Metabolite - CGA 369873	$\mu\text{g/l}$	0.308 $\pm$ 0.0189	- $\pm$ -	0.0617	-	-
Dimethachlor Metabolite - CGA 373464 (acetic acid methyl ester)	$\mu\text{g/l}$	- $\pm$ -	- $\pm$ -	-	-	-
Dimethachlor Metabolite - CGA 373464 (free acid)	$\mu\text{g/l}$	- $\pm$ -	- $\pm$ -	-	-	-
Dimethachlor oxalamic acid (CGA 50266, Dimethachlor-OA)	$\mu\text{g/l}$	0.449 $\pm$ 0.0607	- $\pm$ -	0.108	-	-
Glufosinate	$\mu\text{g/l}$	- $\pm$ -	- $\pm$ -	-	-	-
Glufosinate metabolite MPPA	$\mu\text{g/l}$	- $\pm$ -	- $\pm$ -	-	-	-
Glyphosate	$\mu\text{g/l}$	0.854 $\pm$ 0.0484	0.852 $\pm$ 0.298	0.171	99.8	0.00
Metazachlor	$\mu\text{g/l}$	0.153 $\pm$ 0.00654	0.155 $\pm$ 0.062	0.0184	101	0.02
Metolachlor	$\mu\text{g/l}$	0.385 $\pm$ 0.00907	0.381 $\pm$ 0.152	0.0578	98.9	-0.01
Metribuzin	$\mu\text{g/l}$	0.374 $\pm$ 0.0099	- $\pm$ -	0.0374	-	-
Nicosulfuron	$\mu\text{g/l}$	0.88 $\pm$ 0.0652	- $\pm$ -	0.22	-	-
Prometryn	$\mu\text{g/l}$	0.164 $\pm$ 0.00618	0.176 $\pm$ 0.071	0.0213	108	0.09
Propazine	$\mu\text{g/l}$	0.108 $\pm$ 0.0054	0.11 $\pm$ 0.044	0.014	102	0.02
s-Metolachlor Metabolite CGA 368208	$\mu\text{g/l}$	0.182 $\pm$ 0.00883	- $\pm$ -	0.0182	-	-
s-Metolachlor Metabolite NOA 413173	$\mu\text{g/l}$	0.496 $\pm$ 0.0472	- $\pm$ -	0.0843	-	-

Summary of results Herbicides/pesticides - H003 - En-Score

Labcode: LC0015

Parameter	Unit	Assigned $\pm$ U (k=2) value	Result $\pm$ U	Criterion	Recovery [%]	En-Score
Sebuthylazine	$\mu\text{g/l}$	0.695 $\pm$ 0.0268	0.689 $\pm$ 0.275	0.0647	99.1	-0.01
Simazine	$\mu\text{g/l}$	0.35 $\pm$ 0.0116	0.343 $\pm$ 0.137	0.0385	97.9	-0.03
Terbuthylazine	$\mu\text{g/l}$	0.266 $\pm$ 0.00731	0.275 $\pm$ 0.11	0.0293	103	0.04
Terbuthylazine-desethyl	$\mu\text{g/l}$	0.546 $\pm$ 0.0206	0.562 $\pm$ 0.225	0.06	103	0.04
Terbuthylazine Metabolite CGA 324007 (LM5)	$\mu\text{g/l}$	- $\pm$ -	- $\pm$ -	-	-	-
Terbuthylazine Metabolite SYN 545666 (LM6)	$\mu\text{g/l}$	0.318 $\pm$ 0.0221	- $\pm$ -	0.0318	-	-
Terbuthylazine Metabolite SYN 546009 (LM3)	$\mu\text{g/l}$	- $\pm$ -	- $\pm$ -	-	-	-
Terbutryn	$\mu\text{g/l}$	0.172 $\pm$ 0.00582	0.18 $\pm$ 0.072	0.0172	105	0.06
Tritosulfuron	$\mu\text{g/l}$	- $\pm$ -	- $\pm$ -	-	-	-



## Sample: H003A

Parameter	Unit	Assigned $\pm$ U (k=2) value	Result $\pm$ U	Criterion	Recovery [%]	z-Score
2,4,5-Trichlorophenoxyacetic acid	$\mu\text{g/l}$	0.153 $\pm$ 0.0114	- $\pm$ -	0.0275	-	-
2,4-D (2,4-Dichlorphenoxyaceticacid)	$\mu\text{g/l}$	0.734 $\pm$ 0.0275	0.729 $\pm$ 0.011	0.103	99.3	-0.05
2,6-Dichlorobenzamide	$\mu\text{g/l}$	0.217 $\pm$ 0.00924	0.199 $\pm$ 0.007	0.0325	91.8	-0.54
Alachlor	$\mu\text{g/l}$	0.106 $\pm$ 0.00457	0.11 $\pm$ 0.002	0.0127	104	0.31
Alachlor-t-acid (Alachlor-OA)	$\mu\text{g/l}$	0.935 $\pm$ 0.057	0.826 $\pm$ 0.024	0.14	88.4	-0.78
Alachlor-t-sulfonic acid (Alachlor-ESA)	$\mu\text{g/l}$	0.291 $\pm$ 0.0115	0.269 $\pm$ 0.03	0.0378	92.4	-0.59
AMPA	$\mu\text{g/l}$	1 $\pm$ 0.0378	- $\pm$ -	0.13	-	-
Atrazine	$\mu\text{g/l}$	0.153 $\pm$ 0.00407	0.162 $\pm$ 0.006	0.0168	106	0.56
Atrazine-desethyl	$\mu\text{g/l}$	0.594 $\pm$ 0.0215	0.571 $\pm$ 0.012	0.0712	96.2	-0.32
Atrazine-desethyl-desisopropyl	$\mu\text{g/l}$	0.166 $\pm$ 0.0155	0.202 $\pm$ 0.007	0.0515	122	0.70
Atrazine-desisopropyl	$\mu\text{g/l}$	0.245 $\pm$ 0.0211	0.227 $\pm$ 0.008	0.0441	92.6	-0.41
Bentazone	$\mu\text{g/l}$	0.166 $\pm$ 0.00606	0.158 $\pm$ 0.002	0.0248	95.4	-0.31
Chloridazon-desphenyl	$\mu\text{g/l}$	0.129 $\pm$ 0.00676	- $\pm$ -	0.0142	-	-
Chlorothalonil-4-hydroxy	$\mu\text{g/l}$	- $\pm$ -	- $\pm$ -	-	-	-
Chlorothalonil Metabolite R417888 (Chlorothalonil-ESA)	$\mu\text{g/l}$	0.0798 $\pm$ 0.00395	- $\pm$ -	0.016	-	-
Chlorothalonil Metabolite R471811	$\mu\text{g/l}$	0.187 $\pm$ 0.0395	- $\pm$ -	0.0655	-	-
Chlorothalonil Metabolite R611965 (3-carbamyl-2,4,5-trichlorobenzoic acid)	$\mu\text{g/l}$	- $\pm$ -	- $\pm$ -	-	-	-
Chlorothalonil Metabolite R611968	$\mu\text{g/l}$	- $\pm$ -	- $\pm$ -	-	-	-
Chlorothalonil Metabolite SYN507900	$\mu\text{g/l}$	- $\pm$ -	- $\pm$ -	-	-	-
Chlorothalonil Metabolite SYN548580	$\mu\text{g/l}$	- $\pm$ -	- $\pm$ -	-	-	-
Chlorothalonil Metabolite SYN548581	$\mu\text{g/l}$	- $\pm$ -	- $\pm$ -	-	-	-
Clopyralid	$\mu\text{g/l}$	0.24 $\pm$ 0.0285	0.222 $\pm$ 0.007	0.048	92.5	-0.38
Cyanazine	$\mu\text{g/l}$	0.167 $\pm$ 0.00751	0.155 $\pm$ 0.004	0.0234	92.9	-0.51

Parameter	Unit	Assigned $\pm$ U (k=2) value	Result $\pm$ U	Criterion	Recovery [%]	z-Score
Dicamba	$\mu\text{g/l}$	- $\pm$ -	0.119 $\pm$ 0.007	-	-	-
Dichlorprop	$\mu\text{g/l}$	0.553 $\pm$ 0.0349	0.518 $\pm$ 0.011	0.0664	93.6	-0.53
Dimethachlor ethane sulfonic acid (CGA 354742, Dimethachlor-ESA)	$\mu\text{g/l}$	0.233 $\pm$ 0.0174	0.223 $\pm$ 0.005	0.0465	95.9	-0.21
Dimethachlor Metabolite - CGA 369873	$\mu\text{g/l}$	0.144 $\pm$ 0.00926	0.124 $\pm$ 0.006	0.0288	86.2	-0.69
Dimethachlor Metabolite - CGA 373464 (acetic acid methyl ester)	$\mu\text{g/l}$	- $\pm$ -	- $\pm$ -	-	-	-
Dimethachlor Metabolite - CGA 373464 (free acid)	$\mu\text{g/l}$	- $\pm$ -	0.253 $\pm$ 0.005	-	-	-
Dimethachlor oxalamic acid (CGA 50266, Dimethachlor-OA)	$\mu\text{g/l}$	0.43 $\pm$ 0.0555	0.395 $\pm$ 0.007	0.099	91.8	-0.36
Glufosinate	$\mu\text{g/l}$	- $\pm$ -	0.22 $\pm$ 0.008	-	-	-
Glufosinate metabolite MPPA	$\mu\text{g/l}$	- $\pm$ -	- $\pm$ -	-	-	-
Glyphosate	$\mu\text{g/l}$	0.411 $\pm$ 0.0171	0.408 $\pm$ 0.007	0.0821	99.4	-0.03
Metazachlor	$\mu\text{g/l}$	0.161 $\pm$ 0.00743	0.148 $\pm$ 0.003	0.0193	91.8	-0.68
Metolachlor	$\mu\text{g/l}$	0.176 $\pm$ 0.00384	0.172 $\pm$ 0.001	0.0264	97.7	-0.15
Metribuzin	$\mu\text{g/l}$	0.781 $\pm$ 0.0333	0.721 $\pm$ 0.016	0.0781	92.3	-0.77
Nicosulfuron	$\mu\text{g/l}$	0.286 $\pm$ 0.0712	- $\pm$ -	0.111	-	-
Prometryn	$\mu\text{g/l}$	0.429 $\pm$ 0.0169	0.439 $\pm$ 0.003	0.0558	102	0.18
Propazine	$\mu\text{g/l}$	0.229 $\pm$ 0.00751	0.228 $\pm$ 0.008	0.0297	99.7	-0.03
s-Metolachlor Metabolite CGA 368208	$\mu\text{g/l}$	0.421 $\pm$ 0.0406	0.303 $\pm$ 0.005	0.059	71.9	-2.01
s-Metolachlor Metabolite NOA 413173	$\mu\text{g/l}$	0.176 $\pm$ 0.0206	0.138 $\pm$ 0.016	0.0353	78.2	-1.09
Sebuthylazine	$\mu\text{g/l}$	- $\pm$ -	<0.03 (LOQ) $\pm$ -	-	-	-
Simazine	$\mu\text{g/l}$	0.174 $\pm$ 0.00425	0.168 $\pm$ 0.009	0.0191	96.5	-0.32
Terbuthylazine	$\mu\text{g/l}$	0.562 $\pm$ 0.0151	0.558 $\pm$ 0.009	0.0618	99.3	-0.06
Terbuthylazine-desethyl	$\mu\text{g/l}$	0.274 $\pm$ 0.00994	0.264 $\pm$ 0.004	0.0301	96.4	-0.33
Terbuthylazine Metabolite CGA 324007 (LM5)	$\mu\text{g/l}$	- $\pm$ -	- $\pm$ -	-	-	-
Terbuthylazine Metabolite SYN 545666 (LM6)	$\mu\text{g/l}$	0.154 $\pm$ 0.0201	- $\pm$ -	0.0369	-	-

Summary of results Herbicides/pesticides - H003

Labcode: LC0016

Parameter	Unit	Assigned $\pm$ U (k=2) value	Result $\pm$ U	Criterion	Recovery [%]	z-Score
Terbutylazine Metabolite SYN 546009 (LM3)	$\mu\text{g/l}$	- $\pm$ -	- $\pm$ -	-	-	-
Terbutryn	$\mu\text{g/l}$	0.426 $\pm$ 0.0169	0.426 $\pm$ 0.003	0.0426	100	0.00
Tritosulfuron	$\mu\text{g/l}$	- $\pm$ -	0.175 $\pm$ 0.007	-	-	-

Sample: H003B

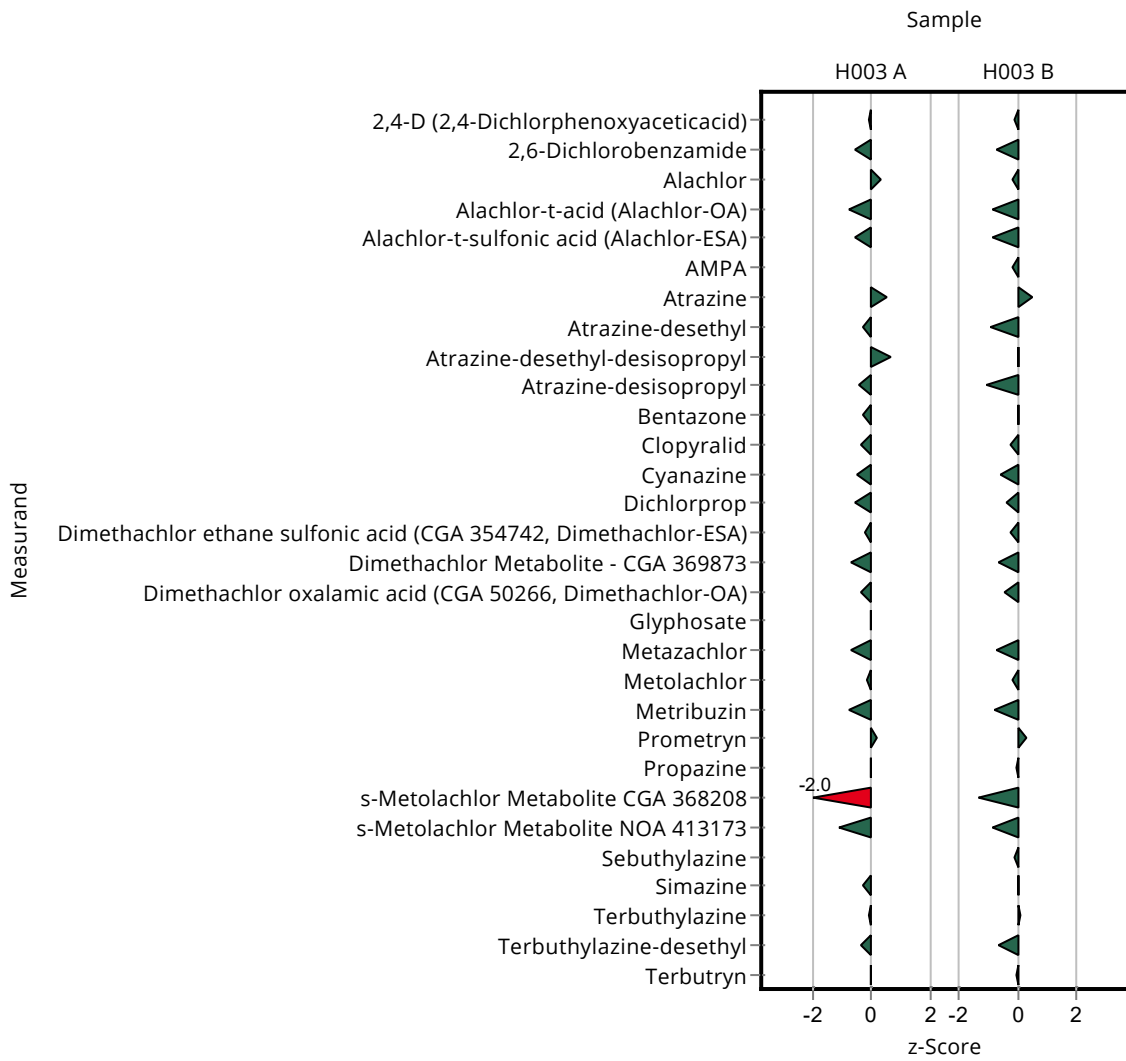
Parameter	Unit	Assigned $\pm$ U (k=2) value	Result $\pm$ U	Criterion	Recovery [%]	z-Score
2,4,5-Trichlorophenoxyacetic acid	$\mu\text{g/l}$	0.341 $\pm$ 0.0365	- $\pm$ -	0.0615	-	-
2,4-D (2,4-Dichlorophenoxyacetic acid)	$\mu\text{g/l}$	0.348 $\pm$ 0.0129	0.342 $\pm$ 0.005	0.0487	98.3	-0.12
2,6-Dichlorobenzamide	$\mu\text{g/l}$	0.437 $\pm$ 0.017	0.387 $\pm$ 0.007	0.0655	88.6	-0.76
Alachlor	$\mu\text{g/l}$	0.487 $\pm$ 0.0145	0.476 $\pm$ 0.003	0.0585	97.7	-0.19
Alachlor-t-acid (Alachlor-OA)	$\mu\text{g/l}$	0.185 $\pm$ 0.0171	0.161 $\pm$ 0.011	0.0278	86.9	-0.87
Alachlor-t-sulfonic acid (Alachlor-ESA)	$\mu\text{g/l}$	0.29 $\pm$ 0.0395	0.235 $\pm$ 0.018	0.0608	81.2	-0.90
AMPA	$\mu\text{g/l}$	0.562 $\pm$ 0.0415	0.55 $\pm$ 0.018	0.073	97.9	-0.16
Atrazine	$\mu\text{g/l}$	0.658 $\pm$ 0.0171	0.695 $\pm$ 0.013	0.0724	106	0.51
Atrazine-desethyl	$\mu\text{g/l}$	0.275 $\pm$ 0.0128	0.243 $\pm$ 0.006	0.033	88.4	-0.97
Atrazine-desethyl-desisopropyl	$\mu\text{g/l}$	0.423 $\pm$ 0.0502	0.422 $\pm$ 0.007	0.131	99.8	-0.01
Atrazine-desisopropyl	$\mu\text{g/l}$	0.242 $\pm$ 0.0176	0.201 $\pm$ 0.008	0.0387	83.2	-1.05
Bentazone	$\mu\text{g/l}$	0.735 $\pm$ 0.0273	0.734 $\pm$ 0.005	0.11	99.9	-0.01
Chloridazon-desphenyl	$\mu\text{g/l}$	0.245 $\pm$ 0.0118	- $\pm$ -	0.0269	-	-
Chlorothalonil-4-hydroxy	$\mu\text{g/l}$	- $\pm$ -	- $\pm$ -	-	-	-
Chlorothalonil Metabolite R417888 (Chlorothalonil-ESA)	$\mu\text{g/l}$	0.423 $\pm$ 0.0247	- $\pm$ -	0.0845	-	-
Chlorothalonil Metabolite R471811	$\mu\text{g/l}$	0.644 $\pm$ 0.0996	- $\pm$ -	0.167	-	-
Chlorothalonil Metabolite R611965 (3-carbamyl-2,4,5-trichlorobenzoic acid)	$\mu\text{g/l}$	- $\pm$ -	- $\pm$ -	-	-	-
Chlorothalonil Metabolite R611968	$\mu\text{g/l}$	- $\pm$ -	- $\pm$ -	-	-	-

Parameter	Unit	Assigned $\pm$ U (k=2) value	Result $\pm$ U	Criterion	Recovery [%]	z-Score
Chlorothalonil Metabolite SYN507900	$\mu\text{g/l}$	- $\pm$ -	- $\pm$ -	-	-	-
Chlorothalonil Metabolite SYN548580	$\mu\text{g/l}$	- $\pm$ -	- $\pm$ -	-	-	-
Chlorothalonil Metabolite SYN548581	$\mu\text{g/l}$	- $\pm$ -	- $\pm$ -	-	-	-
Clopyralid	$\mu\text{g/l}$	0.503 $\pm$ 0.059	0.476 $\pm$ 0.008	0.101	94.7	-0.27
Cyanazine	$\mu\text{g/l}$	0.441 $\pm$ 0.0221	0.403 $\pm$ 0.004	0.0618	91.3	-0.62
Dicamba	$\mu\text{g/l}$	- $\pm$ -	0.566 $\pm$ 0.013	-	-	-
Dichlorprop	$\mu\text{g/l}$	0.295 $\pm$ 0.0109	0.28 $\pm$ 0.006	0.0354	95	-0.42
Dimethachlor ethane sulfonic acid (CGA 354742, Dimethachlor-ESA)	$\mu\text{g/l}$	0.112 $\pm$ 0.00608	0.106 $\pm$ 0.005	0.0224	94.7	-0.26
Dimethachlor Metabolite - CGA 369873	$\mu\text{g/l}$	0.308 $\pm$ 0.0189	0.267 $\pm$ 0.006	0.0617	86.6	-0.67
Dimethachlor Metabolite - CGA 373464 (acetic acid methyl ester)	$\mu\text{g/l}$	- $\pm$ -	- $\pm$ -	-	-	-
Dimethachlor Metabolite - CGA 373464 (free acid)	$\mu\text{g/l}$	- $\pm$ -	0.133 $\pm$ 0.005	-	-	-
Dimethachlor oxalamic acid (CGA 50266, Dimethachlor-OA)	$\mu\text{g/l}$	0.449 $\pm$ 0.0607	0.402 $\pm$ 0.007	0.108	89.5	-0.44
Glufosinate	$\mu\text{g/l}$	- $\pm$ -	- $\pm$ -	-	-	-
Glufosinate metabolite MPPA	$\mu\text{g/l}$	- $\pm$ -	- $\pm$ -	-	-	-
Glyphosate	$\mu\text{g/l}$	0.854 $\pm$ 0.0484	- $\pm$ -	0.171	-	-
Metazachlor	$\mu\text{g/l}$	0.153 $\pm$ 0.00654	0.14 $\pm$ 0.003	0.0184	91.5	-0.70
Metolachlor	$\mu\text{g/l}$	0.385 $\pm$ 0.00907	0.374 $\pm$ 0.01	0.0578	97	-0.20
Metribuzin	$\mu\text{g/l}$	0.374 $\pm$ 0.0099	0.343 $\pm$ 0.008	0.0374	91.8	-0.82
Nicosulfuron	$\mu\text{g/l}$	0.88 $\pm$ 0.0652	- $\pm$ -	0.22	-	-
Prometryn	$\mu\text{g/l}$	0.164 $\pm$ 0.00618	0.169 $\pm$ 0.002	0.0213	103	0.25
Propazine	$\mu\text{g/l}$	0.108 $\pm$ 0.0054	0.107 $\pm$ 0.008	0.014	99.1	-0.07
s-Metolachlor Metabolite CGA 368208	$\mu\text{g/l}$	0.182 $\pm$ 0.00883	0.157 $\pm$ 0.005	0.0182	86.5	-1.35
s-Metolachlor Metabolite NOA 413173	$\mu\text{g/l}$	0.496 $\pm$ 0.0472	0.424 $\pm$ 0.017	0.0843	85.5	-0.85

Summary of results Herbicides/pesticides - H003

Labcode: LC0016

Parameter	Unit	Assigned $\pm$ U (k=2) value	Result $\pm$ U	Criterion	Recovery [%]	z-Score
Sebuthylazine	$\mu\text{g/l}$	0.695 $\pm$ 0.0268	0.688 $\pm$ 0.007	0.0647	98.9	-0.11
Simazine	$\mu\text{g/l}$	0.35 $\pm$ 0.0116	0.351 $\pm$ 0.01	0.0385	100	0.02
Terbuthylazine	$\mu\text{g/l}$	0.266 $\pm$ 0.00731	0.269 $\pm$ 0.004	0.0293	101	0.09
Terbuthylazine-desethyl	$\mu\text{g/l}$	0.546 $\pm$ 0.0206	0.506 $\pm$ 0.008	0.06	92.7	-0.66
Terbuthylazine Metabolite CGA 324007 (LM5)	$\mu\text{g/l}$	- $\pm$ -	- $\pm$ -	-	-	-
Terbuthylazine Metabolite SYN 545666 (LM6)	$\mu\text{g/l}$	0.318 $\pm$ 0.0221	- $\pm$ -	0.0318	-	-
Terbuthylazine Metabolite SYN 546009 (LM3)	$\mu\text{g/l}$	- $\pm$ -	- $\pm$ -	-	-	-
Terbutryn	$\mu\text{g/l}$	0.172 $\pm$ 0.00582	0.171 $\pm$ 0.002	0.0172	99.5	-0.05
Tritosulfuron	$\mu\text{g/l}$	- $\pm$ -	0.496 $\pm$ 0.009	-	-	-



Sample: H003A

Parameter	Unit	Assigned $\pm$ U (k=2) value	Result $\pm$ U	Criterion	Recovery [%]	En-Score
2,4,5-Trichlorophenoxyacetic acid	$\mu\text{g/l}$	0.153 $\pm$ 0.0114	- $\pm$ -	0.0275	-	-
2,4-D (2,4-Dichlorphenoxyaceticacid)	$\mu\text{g/l}$	0.734 $\pm$ 0.0275	0.729 $\pm$ 0.011	0.103	99.3	-0.14
2,6-Dichlorobenzamide	$\mu\text{g/l}$	0.217 $\pm$ 0.00924	0.199 $\pm$ 0.007	0.0325	91.8	-1.05
Alachlor	$\mu\text{g/l}$	0.106 $\pm$ 0.00457	0.11 $\pm$ 0.002	0.0127	104	0.64
Alachlor-t-acid (Alachlor-OA)	$\mu\text{g/l}$	0.935 $\pm$ 0.057	0.826 $\pm$ 0.024	0.14	88.4	-1.46
Alachlor-t-sulfonic acid (Alachlor-ESA)	$\mu\text{g/l}$	0.291 $\pm$ 0.0115	0.269 $\pm$ 0.03	0.0378	92.4	-0.36
AMPA	$\mu\text{g/l}$	1 $\pm$ 0.0378	- $\pm$ -	0.13	-	-
Atrazine	$\mu\text{g/l}$	0.153 $\pm$ 0.00407	0.162 $\pm$ 0.006	0.0168	106	0.74
Atrazine-desethyl	$\mu\text{g/l}$	0.594 $\pm$ 0.0215	0.571 $\pm$ 0.012	0.0712	96.2	-0.70
Atrazine-desethyl-desisopropyl	$\mu\text{g/l}$	0.166 $\pm$ 0.0155	0.202 $\pm$ 0.007	0.0515	122	1.72
Atrazine-desisopropyl	$\mu\text{g/l}$	0.245 $\pm$ 0.0211	0.227 $\pm$ 0.008	0.0441	92.6	-0.68
Bentazone	$\mu\text{g/l}$	0.166 $\pm$ 0.00606	0.158 $\pm$ 0.002	0.0248	95.4	-1.05
Chloridazon-desphenyl	$\mu\text{g/l}$	0.129 $\pm$ 0.00676	- $\pm$ -	0.0142	-	-
Chlorothalonil-4-hydroxy	$\mu\text{g/l}$	- $\pm$ -	- $\pm$ -	-	-	-
Chlorothalonil Metabolite R417888 (Chlorothalonil-ESA)	$\mu\text{g/l}$	0.0798 $\pm$ 0.00395	- $\pm$ -	0.016	-	-
Chlorothalonil Metabolite R471811	$\mu\text{g/l}$	0.187 $\pm$ 0.0395	- $\pm$ -	0.0655	-	-
Chlorothalonil Metabolite R611965 (3-carbamyl-2,4,5-trichlorobenzoic acid)	$\mu\text{g/l}$	- $\pm$ -	- $\pm$ -	-	-	-
Chlorothalonil Metabolite R611968	$\mu\text{g/l}$	- $\pm$ -	- $\pm$ -	-	-	-
Chlorothalonil Metabolite SYN507900	$\mu\text{g/l}$	- $\pm$ -	- $\pm$ -	-	-	-
Chlorothalonil Metabolite SYN548580	$\mu\text{g/l}$	- $\pm$ -	- $\pm$ -	-	-	-
Chlorothalonil Metabolite SYN548581	$\mu\text{g/l}$	- $\pm$ -	- $\pm$ -	-	-	-
Clopyralid	$\mu\text{g/l}$	0.24 $\pm$ 0.0285	0.222 $\pm$ 0.007	0.048	92.5	-0.57
Cyanazine	$\mu\text{g/l}$	0.167 $\pm$ 0.00751	0.155 $\pm$ 0.004	0.0234	92.9	-1.08

Parameter	Unit	Assigned $\pm$ U (k=2) value	Result $\pm$ U	Criterion	Recovery [%]	En-Score
Dicamba	$\mu\text{g/l}$	- $\pm$ -	0.119 $\pm$ 0.007	-	-	-
Dichlorprop	$\mu\text{g/l}$	0.553 $\pm$ 0.0349	0.518 $\pm$ 0.011	0.0664	93.6	-0.86
Dimethachlor ethane sulfonic acid (CGA 354742, Dimethachlor-ESA)	$\mu\text{g/l}$	0.233 $\pm$ 0.0174	0.223 $\pm$ 0.005	0.0465	95.9	-0.48
Dimethachlor Metabolite - CGA 369873	$\mu\text{g/l}$	0.144 $\pm$ 0.00926	0.124 $\pm$ 0.006	0.0288	86.2	-1.31
Dimethachlor Metabolite - CGA 373464 (acetic acid methyl ester)	$\mu\text{g/l}$	- $\pm$ -	- $\pm$ -	-	-	-
Dimethachlor Metabolite - CGA 373464 (free acid)	$\mu\text{g/l}$	- $\pm$ -	0.253 $\pm$ 0.005	-	-	-
Dimethachlor oxalamic acid (CGA 50266, Dimethachlor-OA)	$\mu\text{g/l}$	0.43 $\pm$ 0.0555	0.395 $\pm$ 0.007	0.099	91.8	-0.62
Glufosinate	$\mu\text{g/l}$	- $\pm$ -	0.22 $\pm$ 0.008	-	-	-
Glufosinate metabolite MPPA	$\mu\text{g/l}$	- $\pm$ -	- $\pm$ -	-	-	-
Glyphosate	$\mu\text{g/l}$	0.411 $\pm$ 0.0171	0.408 $\pm$ 0.007	0.0821	99.4	-0.11
Metazachlor	$\mu\text{g/l}$	0.161 $\pm$ 0.00743	0.148 $\pm$ 0.003	0.0193	91.8	-1.38
Metolachlor	$\mu\text{g/l}$	0.176 $\pm$ 0.00384	0.172 $\pm$ 0.001	0.0264	97.7	-0.93
Metribuzin	$\mu\text{g/l}$	0.781 $\pm$ 0.0333	0.721 $\pm$ 0.016	0.0781	92.3	-1.30
Nicosulfuron	$\mu\text{g/l}$	0.286 $\pm$ 0.0712	- $\pm$ -	0.111	-	-
Prometryn	$\mu\text{g/l}$	0.429 $\pm$ 0.0169	0.439 $\pm$ 0.003	0.0558	102	0.55
Propazine	$\mu\text{g/l}$	0.229 $\pm$ 0.00751	0.228 $\pm$ 0.008	0.0297	99.7	-0.04
s-Metolachlor Metabolite CGA 368208	$\mu\text{g/l}$	0.421 $\pm$ 0.0406	0.303 $\pm$ 0.005	0.059	71.9	-2.84
s-Metolachlor Metabolite NOA 413173	$\mu\text{g/l}$	0.176 $\pm$ 0.0206	0.138 $\pm$ 0.016	0.0353	78.2	-1.01
Sebuthylazine	$\mu\text{g/l}$	- $\pm$ -	<0.03 (LOQ) $\pm$ -	-	-	-
Simazine	$\mu\text{g/l}$	0.174 $\pm$ 0.00425	0.168 $\pm$ 0.009	0.0191	96.5	-0.33
Terbuthylazine	$\mu\text{g/l}$	0.562 $\pm$ 0.0151	0.558 $\pm$ 0.009	0.0618	99.3	-0.17
Terbuthylazine-desethyl	$\mu\text{g/l}$	0.274 $\pm$ 0.00994	0.264 $\pm$ 0.004	0.0301	96.4	-0.77
Terbuthylazine Metabolite CGA 324007 (LM5)	$\mu\text{g/l}$	- $\pm$ -	- $\pm$ -	-	-	-
Terbuthylazine Metabolite SYN 545666 (LM6)	$\mu\text{g/l}$	0.154 $\pm$ 0.0201	- $\pm$ -	0.0369	-	-

Parameter	Unit	Assigned $\pm$ U (k=2) value	Result $\pm$ U	Criterion	Recovery [%]	En-Score
Terbutylazine Metabolite SYN 546009 (LM3)	$\mu\text{g/l}$	- $\pm$ -	- $\pm$ -	-	-	-
Terbutryn	$\mu\text{g/l}$	0.426 $\pm$ 0.0169	0.426 $\pm$ 0.003	0.0426	100	0.00
Tritosulfuron	$\mu\text{g/l}$	- $\pm$ -	0.175 $\pm$ 0.007	-	-	-

## Sample: H003B

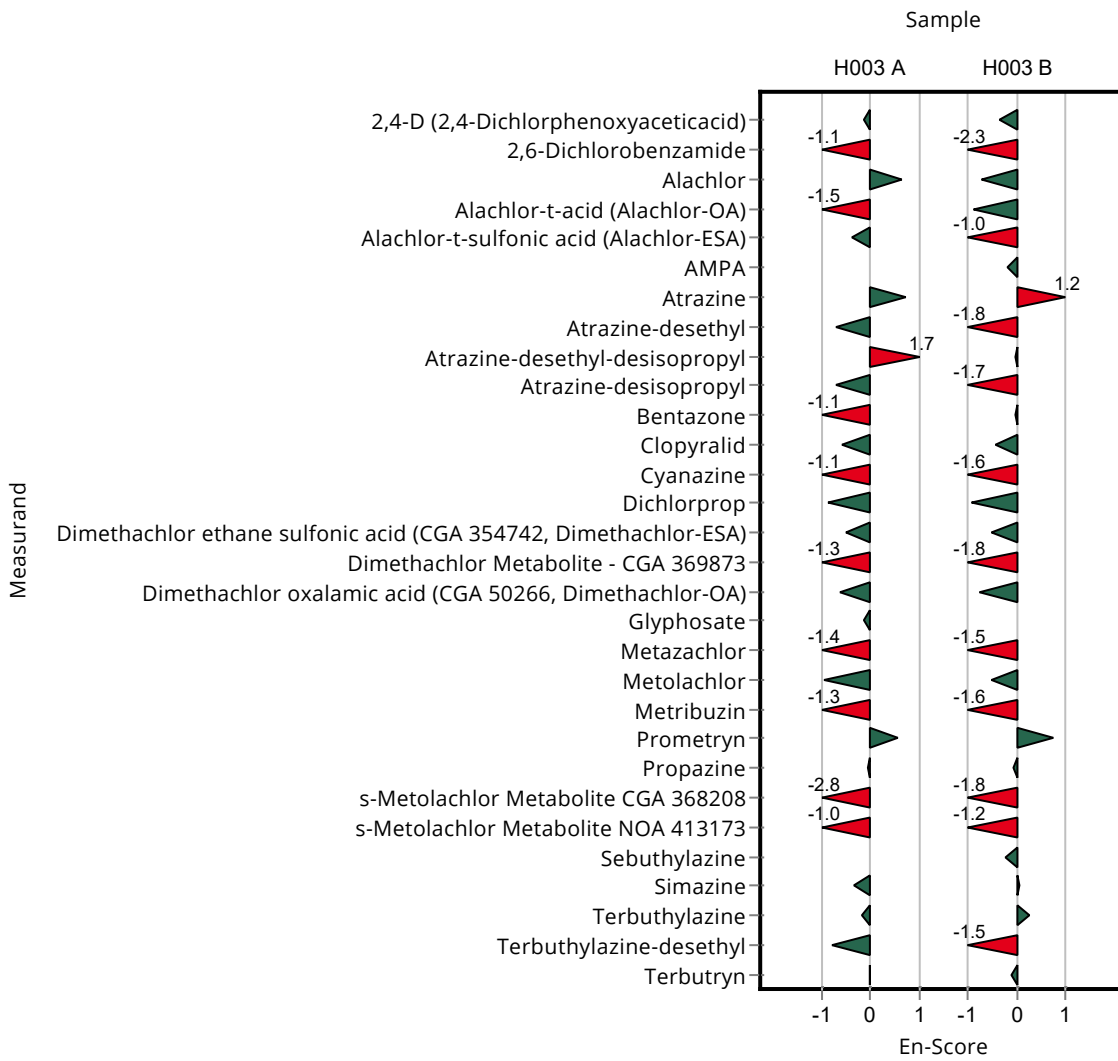
Parameter	Unit	Assigned $\pm$ U (k=2) value	Result $\pm$ U	Criterion	Recovery [%]	En-Score
2,4,5-Trichlorophenoxyacetic acid	$\mu\text{g/l}$	0.341 $\pm$ 0.0365	- $\pm$ -	0.0615	-	-
2,4-D (2,4-Dichlorophenoxyacetic acid)	$\mu\text{g/l}$	0.348 $\pm$ 0.0129	0.342 $\pm$ 0.005	0.0487	98.3	-0.37
2,6-Dichlorobenzamide	$\mu\text{g/l}$	0.437 $\pm$ 0.017	0.387 $\pm$ 0.007	0.0655	88.6	-2.25
Alachlor	$\mu\text{g/l}$	0.487 $\pm$ 0.0145	0.476 $\pm$ 0.003	0.0585	97.7	-0.71
Alachlor-t-acid (Alachlor-OA)	$\mu\text{g/l}$	0.185 $\pm$ 0.0171	0.161 $\pm$ 0.011	0.0278	86.9	-0.87
Alachlor-t-sulfonic acid (Alachlor-ESA)	$\mu\text{g/l}$	0.29 $\pm$ 0.0395	0.235 $\pm$ 0.018	0.0608	81.2	-1.02
AMPA	$\mu\text{g/l}$	0.562 $\pm$ 0.0415	0.55 $\pm$ 0.018	0.073	97.9	-0.21
Atrazine	$\mu\text{g/l}$	0.658 $\pm$ 0.0171	0.695 $\pm$ 0.013	0.0724	106	1.20
Atrazine-desethyl	$\mu\text{g/l}$	0.275 $\pm$ 0.0128	0.243 $\pm$ 0.006	0.033	88.4	-1.82
Atrazine-desethyl-desisopropyl	$\mu\text{g/l}$	0.423 $\pm$ 0.0502	0.422 $\pm$ 0.007	0.131	99.8	-0.02
Atrazine-desisopropyl	$\mu\text{g/l}$	0.242 $\pm$ 0.0176	0.201 $\pm$ 0.008	0.0387	83.2	-1.71
Bentazone	$\mu\text{g/l}$	0.735 $\pm$ 0.0273	0.734 $\pm$ 0.005	0.11	99.9	-0.03
Chloridazon-desphenyl	$\mu\text{g/l}$	0.245 $\pm$ 0.0118	- $\pm$ -	0.0269	-	-
Chlorothalonil-4-hydroxy	$\mu\text{g/l}$	- $\pm$ -	- $\pm$ -	-	-	-
Chlorothalonil Metabolite R417888 (Chlorothalonil-ESA)	$\mu\text{g/l}$	0.423 $\pm$ 0.0247	- $\pm$ -	0.0845	-	-
Chlorothalonil Metabolite R471811	$\mu\text{g/l}$	0.644 $\pm$ 0.0996	- $\pm$ -	0.167	-	-
Chlorothalonil Metabolite R611965 (3-carbamyl-2,4,5-trichlorobenzoic acid)	$\mu\text{g/l}$	- $\pm$ -	- $\pm$ -	-	-	-
Chlorothalonil Metabolite R611968	$\mu\text{g/l}$	- $\pm$ -	- $\pm$ -	-	-	-

Parameter	Unit	Assigned $\pm$ U (k=2) value	Result $\pm$ U	Criterion	Recovery [%]	En-Score
Chlorothalonil Metabolite SYN507900	$\mu\text{g/l}$	- $\pm$ -	- $\pm$ -	-	-	-
Chlorothalonil Metabolite SYN548580	$\mu\text{g/l}$	- $\pm$ -	- $\pm$ -	-	-	-
Chlorothalonil Metabolite SYN548581	$\mu\text{g/l}$	- $\pm$ -	- $\pm$ -	-	-	-
Clopyralid	$\mu\text{g/l}$	0.503 $\pm$ 0.059	0.476 $\pm$ 0.008	0.101	94.7	-0.44
Cyanazine	$\mu\text{g/l}$	0.441 $\pm$ 0.0221	0.403 $\pm$ 0.004	0.0618	91.3	-1.62
Dicamba	$\mu\text{g/l}$	- $\pm$ -	0.566 $\pm$ 0.013	-	-	-
Dichlorprop	$\mu\text{g/l}$	0.295 $\pm$ 0.0109	0.28 $\pm$ 0.006	0.0354	95	-0.92
Dimethachlor ethane sulfonic acid (CGA 354742, Dimethachlor-ESA)	$\mu\text{g/l}$	0.112 $\pm$ 0.00608	0.106 $\pm$ 0.005	0.0224	94.7	-0.51
Dimethachlor Metabolite - CGA 369873	$\mu\text{g/l}$	0.308 $\pm$ 0.0189	0.267 $\pm$ 0.006	0.0617	86.6	-1.84
Dimethachlor Metabolite - CGA 373464 (acetic acid methyl ester)	$\mu\text{g/l}$	- $\pm$ -	- $\pm$ -	-	-	-
Dimethachlor Metabolite - CGA 373464 (free acid)	$\mu\text{g/l}$	- $\pm$ -	0.133 $\pm$ 0.005	-	-	-
Dimethachlor oxalamic acid (CGA 50266, Dimethachlor-OA)	$\mu\text{g/l}$	0.449 $\pm$ 0.0607	0.402 $\pm$ 0.007	0.108	89.5	-0.76
Glufosinate	$\mu\text{g/l}$	- $\pm$ -	- $\pm$ -	-	-	-
Glufosinate metabolite MPPA	$\mu\text{g/l}$	- $\pm$ -	- $\pm$ -	-	-	-
Glyphosate	$\mu\text{g/l}$	0.854 $\pm$ 0.0484	- $\pm$ -	0.171	-	-
Metazachlor	$\mu\text{g/l}$	0.153 $\pm$ 0.00654	0.14 $\pm$ 0.003	0.0184	91.5	-1.46
Metolachlor	$\mu\text{g/l}$	0.385 $\pm$ 0.00907	0.374 $\pm$ 0.01	0.0578	97	-0.52
Metribuzin	$\mu\text{g/l}$	0.374 $\pm$ 0.0099	0.343 $\pm$ 0.008	0.0374	91.8	-1.62
Nicosulfuron	$\mu\text{g/l}$	0.88 $\pm$ 0.0652	- $\pm$ -	0.22	-	-
Prometryn	$\mu\text{g/l}$	0.164 $\pm$ 0.00618	0.169 $\pm$ 0.002	0.0213	103	0.73
Propazine	$\mu\text{g/l}$	0.108 $\pm$ 0.0054	0.107 $\pm$ 0.008	0.014	99.1	-0.06
s-Metolachlor Metabolite CGA 368208	$\mu\text{g/l}$	0.182 $\pm$ 0.00883	0.157 $\pm$ 0.005	0.0182	86.5	-1.84
s-Metolachlor Metabolite NOA 413173	$\mu\text{g/l}$	0.496 $\pm$ 0.0472	0.424 $\pm$ 0.017	0.0843	85.5	-1.23

Summary of results Herbicides/pesticides - H003 - En-Score

Labcode: LC0016

Parameter	Unit	Assigned $\pm$ U (k=2) value	Result $\pm$ U	Criterion	Recovery [%]	En- Score
Sebuthylazine	$\mu\text{g/l}$	0.695 $\pm$ 0.0268	0.688 $\pm$ 0.007	0.0647	98.9	-0.24
Simazine	$\mu\text{g/l}$	0.35 $\pm$ 0.0116	0.351 $\pm$ 0.01	0.0385	100	0.03
Terbuthylazine	$\mu\text{g/l}$	0.266 $\pm$ 0.00731	0.269 $\pm$ 0.004	0.0293	101	0.24
Terbuthylazine-desethyl	$\mu\text{g/l}$	0.546 $\pm$ 0.0206	0.506 $\pm$ 0.008	0.06	92.7	-1.52
Terbuthylazine Metabolite CGA 324007 (LM5)	$\mu\text{g/l}$	- $\pm$ -	- $\pm$ -	-	-	-
Terbuthylazine Metabolite SYN 545666 (LM6)	$\mu\text{g/l}$	0.318 $\pm$ 0.0221	- $\pm$ -	0.0318	-	-
Terbuthylazine Metabolite SYN 546009 (LM3)	$\mu\text{g/l}$	- $\pm$ -	- $\pm$ -	-	-	-
Terbutryn	$\mu\text{g/l}$	0.172 $\pm$ 0.00582	0.171 $\pm$ 0.002	0.0172	99.5	-0.13
Tritosulfuron	$\mu\text{g/l}$	- $\pm$ -	0.496 $\pm$ 0.009	-	-	-



## Sample: H003A

Parameter	Unit	Assigned $\pm$ U (k=2) value	Result $\pm$ U	Criterion	Recovery [%]	z-Score
2,4,5-Trichlorophenoxyacetic acid	$\mu\text{g/l}$	0.153 $\pm$ 0.0114	0.217 $\pm$ 0.054	0.0275	142	2.33
2,4-D (2,4-Dichlorphenoxyaceticacid)	$\mu\text{g/l}$	0.734 $\pm$ 0.0275	0.423 $\pm$ 0.106	0.103	57.6	-3.03
2,6-Dichlorobenzamide	$\mu\text{g/l}$	0.217 $\pm$ 0.00924	0.222 $\pm$ 0.033	0.0325	102	0.16
Alachlor	$\mu\text{g/l}$	0.106 $\pm$ 0.00457	0.105 $\pm$ 0.016	0.0127	99	-0.09
Alachlor-t-acid (Alachlor-OA)	$\mu\text{g/l}$	0.935 $\pm$ 0.057	- $\pm$ -	0.14	-	-
Alachlor-t-sulfonic acid (Alachlor-ESA)	$\mu\text{g/l}$	0.291 $\pm$ 0.0115	0.285 $\pm$ 0.071	0.0378	97.9	-0.16
AMPA	$\mu\text{g/l}$	1 $\pm$ 0.0378	- $\pm$ -	0.13	-	-
Atrazine	$\mu\text{g/l}$	0.153 $\pm$ 0.00407	0.16 $\pm$ 0.024	0.0168	105	0.44
Atrazine-desethyl	$\mu\text{g/l}$	0.594 $\pm$ 0.0215	0.676 $\pm$ 0.101	0.0712	114	1.16
Atrazine-desethyl-desisopropyl	$\mu\text{g/l}$	0.166 $\pm$ 0.0155	- $\pm$ -	0.0515	-	-
Atrazine-desisopropyl	$\mu\text{g/l}$	0.245 $\pm$ 0.0211	0.25 $\pm$ 0.063	0.0441	102	0.11
Bentazone	$\mu\text{g/l}$	0.166 $\pm$ 0.00606	0.194 $\pm$ 0.049	0.0248	117	1.14
Chloridazon-desphenyl	$\mu\text{g/l}$	0.129 $\pm$ 0.00676	0.12 $\pm$ 0.018	0.0142	93	-0.64
Chlorothalonil-4-hydroxy	$\mu\text{g/l}$	- $\pm$ -	- $\pm$ -	-	-	-
Chlorothalonil Metabolite R417888 (Chlorothalonil-ESA)	$\mu\text{g/l}$	0.0798 $\pm$ 0.00395	0.083 $\pm$ 0.025	0.016	104	0.20
Chlorothalonil Metabolite R471811	$\mu\text{g/l}$	0.187 $\pm$ 0.0395	0.138 $\pm$ 0.041	0.0655	73.8	-0.75
Chlorothalonil Metabolite R611965 (3-carbamyl-2,4,5-trichlorobenzoic acid)	$\mu\text{g/l}$	- $\pm$ -	0.168 $\pm$ 0.05	-	-	-
Chlorothalonil Metabolite R611968	$\mu\text{g/l}$	- $\pm$ -	- $\pm$ -	-	-	-
Chlorothalonil Metabolite SYN507900	$\mu\text{g/l}$	- $\pm$ -	- $\pm$ -	-	-	-
Chlorothalonil Metabolite SYN548580	$\mu\text{g/l}$	- $\pm$ -	- $\pm$ -	-	-	-
Chlorothalonil Metabolite SYN548581	$\mu\text{g/l}$	- $\pm$ -	- $\pm$ -	-	-	-
Clopyralid	$\mu\text{g/l}$	0.24 $\pm$ 0.0285	- $\pm$ -	0.048	-	-
Cyanazine	$\mu\text{g/l}$	0.167 $\pm$ 0.00751	0.162 $\pm$ 0.024	0.0234	97.1	-0.21

Parameter	Unit	Assigned $\pm$ U (k=2) value	Result $\pm$ U	Criterion	Recovery [%]	z-Score
Dicamba	$\mu\text{g/l}$	- $\pm$ -	0.096 $\pm$ 0.024	-	-	-
Dichlorprop	$\mu\text{g/l}$	0.553 $\pm$ 0.0349	0.638 $\pm$ 0.096	0.0664	115	1.27
Dimethachlor ethane sulfonic acid (CGA 354742, Dimethachlor-ESA)	$\mu\text{g/l}$	0.233 $\pm$ 0.0174	0.235 $\pm$ 0.059	0.0465	101	0.05
Dimethachlor Metabolite - CGA 369873	$\mu\text{g/l}$	0.144 $\pm$ 0.00926	0.158 $\pm$ 0.039	0.0288	110	0.49
Dimethachlor Metabolite - CGA 373464 (acetic acid methyl ester)	$\mu\text{g/l}$	- $\pm$ -	- $\pm$ -	-	-	-
Dimethachlor Metabolite - CGA 373464 (free acid)	$\mu\text{g/l}$	- $\pm$ -	0.258 $\pm$ 0.064	-	-	-
Dimethachlor oxalamic acid (CGA 50266, Dimethachlor-OA)	$\mu\text{g/l}$	0.43 $\pm$ 0.0555	0.48 $\pm$ 0.12	0.099	112	0.50
Glufosinate	$\mu\text{g/l}$	- $\pm$ -	- $\pm$ -	-	-	-
Glufosinate metabolite MPPA	$\mu\text{g/l}$	- $\pm$ -	- $\pm$ -	-	-	-
Glyphosate	$\mu\text{g/l}$	0.411 $\pm$ 0.0171	0.389 $\pm$ 0.097	0.0821	94.8	-0.26
Metazachlor	$\mu\text{g/l}$	0.161 $\pm$ 0.00743	0.162 $\pm$ 0.024	0.0193	100	0.04
Metolachlor	$\mu\text{g/l}$	0.176 $\pm$ 0.00384	0.176 $\pm$ 0.026	0.0264	100	0.00
Metribuzin	$\mu\text{g/l}$	0.781 $\pm$ 0.0333	0.741 $\pm$ 0.111	0.0781	94.9	-0.51
Nicosulfuron	$\mu\text{g/l}$	0.286 $\pm$ 0.0712	0.443 $\pm$ 0.066	0.111	155	1.41
Prometryn	$\mu\text{g/l}$	0.429 $\pm$ 0.0169	0.502 $\pm$ 0.075	0.0558	117	1.30
Propazine	$\mu\text{g/l}$	0.229 $\pm$ 0.00751	0.222 $\pm$ 0.033	0.0297	97	-0.23
s-Metolachlor Metabolite CGA 368208	$\mu\text{g/l}$	0.421 $\pm$ 0.0406	0.488 $\pm$ 0.073	0.059	116	1.13
s-Metolachlor Metabolite NOA 413173	$\mu\text{g/l}$	0.176 $\pm$ 0.0206	0.12 $\pm$ 0.03	0.0353	68	-1.60
Sebuthylazine	$\mu\text{g/l}$	- $\pm$ -	<0.03 (LOQ) $\pm$ -	-	-	-
Simazine	$\mu\text{g/l}$	0.174 $\pm$ 0.00425	0.19 $\pm$ 0.029	0.0191	109	0.83
Terbuthylazine	$\mu\text{g/l}$	0.562 $\pm$ 0.0151	0.604 $\pm$ 0.091	0.0618	107	0.68
Terbuthylazine-desethyl	$\mu\text{g/l}$	0.274 $\pm$ 0.00994	0.316 $\pm$ 0.047	0.0301	115	1.40
Terbuthylazine Metabolite CGA 324007 (LM5)	$\mu\text{g/l}$	- $\pm$ -	- $\pm$ -	-	-	-
Terbuthylazine Metabolite SYN 545666 (LM6)	$\mu\text{g/l}$	0.154 $\pm$ 0.0201	- $\pm$ -	0.0369	-	-

Parameter	Unit	Assigned $\pm$ U (k=2) value	Result $\pm$ U	Criterion	Recovery [%]	z-Score
Terbutylazine Metabolite SYN 546009 (LM3)	$\mu\text{g/l}$	- $\pm$ -	- $\pm$ -	-	-	-
Terbutryn	$\mu\text{g/l}$	0.426 $\pm$ 0.0169	0.446 $\pm$ 0.067	0.0426	105	0.47
Tritosulfuron	$\mu\text{g/l}$	- $\pm$ -	0.126 $\pm$ 0.019	-	-	-

## Sample: H003B

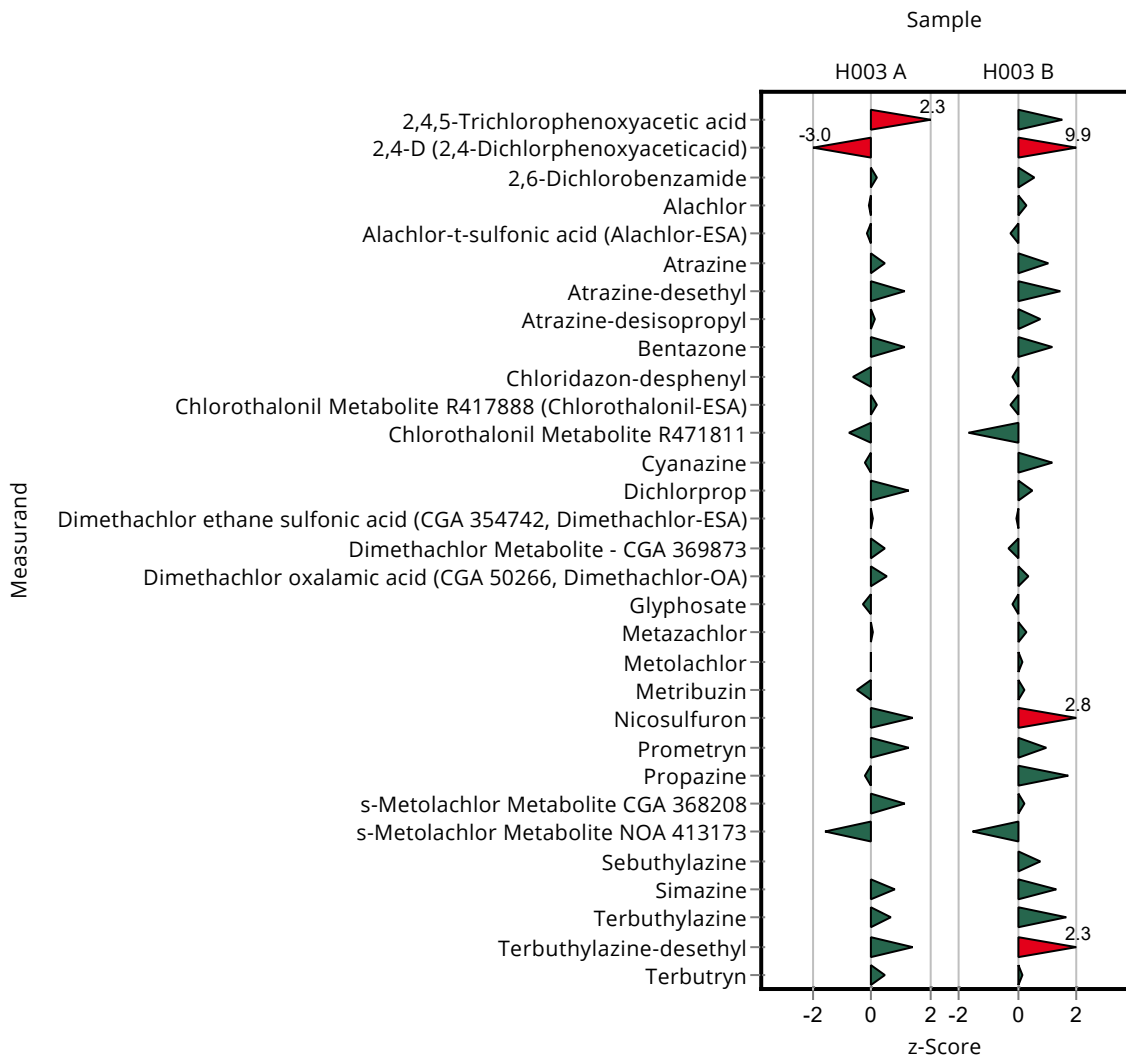
Parameter	Unit	Assigned $\pm$ U (k=2) value	Result $\pm$ U	Criterion	Recovery [%]	z-Score
2,4,5-Trichlorophenoxyacetic acid	$\mu\text{g/l}$	0.341 $\pm$ 0.0365	0.433 $\pm$ 0.108	0.0615	127	1.49
2,4-D (2,4-Dichlorophenoxyacetic acid)	$\mu\text{g/l}$	0.348 $\pm$ 0.0129	0.829 $\pm$ 0.207	0.0487	238	9.87
2,6-Dichlorobenzamide	$\mu\text{g/l}$	0.437 $\pm$ 0.017	0.474 $\pm$ 0.071	0.0655	109	0.57
Alachlor	$\mu\text{g/l}$	0.487 $\pm$ 0.0145	0.504 $\pm$ 0.076	0.0585	103	0.29
Alachlor-t-acid (Alachlor-OA)	$\mu\text{g/l}$	0.185 $\pm$ 0.0171	- $\pm$ -	0.0278	-	-
Alachlor-t-sulfonic acid (Alachlor-ESA)	$\mu\text{g/l}$	0.29 $\pm$ 0.0395	0.275 $\pm$ 0.069	0.0608	95	-0.24
AMPA	$\mu\text{g/l}$	0.562 $\pm$ 0.0415	- $\pm$ -	0.073	-	-
Atrazine	$\mu\text{g/l}$	0.658 $\pm$ 0.0171	0.731 $\pm$ 0.11	0.0724	111	1.01
Atrazine-desethyl	$\mu\text{g/l}$	0.275 $\pm$ 0.0128	0.322 $\pm$ 0.048	0.033	117	1.43
Atrazine-desethyl-desisopropyl	$\mu\text{g/l}$	0.423 $\pm$ 0.0502	- $\pm$ -	0.131	-	-
Atrazine-desisopropyl	$\mu\text{g/l}$	0.242 $\pm$ 0.0176	0.27 $\pm$ 0.068	0.0387	112	0.73
Bentazone	$\mu\text{g/l}$	0.735 $\pm$ 0.0273	0.862 $\pm$ 0.216	0.11	117	1.15
Chloridazon-desphenyl	$\mu\text{g/l}$	0.245 $\pm$ 0.0118	0.24 $\pm$ 0.036	0.0269	98	-0.18
Chlorothalonil-4-hydroxy	$\mu\text{g/l}$	- $\pm$ -	- $\pm$ -	-	-	-
Chlorothalonil Metabolite R417888 (Chlorothalonil-ESA)	$\mu\text{g/l}$	0.423 $\pm$ 0.0247	0.398 $\pm$ 0.119	0.0845	94.2	-0.29
Chlorothalonil Metabolite R471811	$\mu\text{g/l}$	0.644 $\pm$ 0.0996	0.363 $\pm$ 0.109	0.167	56.4	-1.68
Chlorothalonil Metabolite R611965 (3-carbamyl-2,4,5-trichlorobenzoic acid)	$\mu\text{g/l}$	- $\pm$ -	0.318 $\pm$ 0.095	-	-	-
Chlorothalonil Metabolite R611968	$\mu\text{g/l}$	- $\pm$ -	- $\pm$ -	-	-	-

Parameter	Unit	Assigned $\pm$ U (k=2) value	Result $\pm$ U	Criterion	Recovery [%]	z-Score
Chlorothalonil Metabolite SYN507900	$\mu\text{g/l}$	- $\pm$ -	- $\pm$ -	-	-	-
Chlorothalonil Metabolite SYN548580	$\mu\text{g/l}$	- $\pm$ -	- $\pm$ -	-	-	-
Chlorothalonil Metabolite SYN548581	$\mu\text{g/l}$	- $\pm$ -	- $\pm$ -	-	-	-
Clopyralid	$\mu\text{g/l}$	0.503 $\pm$ 0.059	- $\pm$ -	0.101	-	-
Cyanazine	$\mu\text{g/l}$	0.441 $\pm$ 0.0221	0.512 $\pm$ 0.077	0.0618	116	1.15
Dicamba	$\mu\text{g/l}$	- $\pm$ -	0.38 $\pm$ 0.095	-	-	-
Dichlorprop	$\mu\text{g/l}$	0.295 $\pm$ 0.0109	0.313 $\pm$ 0.047	0.0354	106	0.51
Dimethachlor ethane sulfonic acid (CGA 354742, Dimethachlor-ESA)	$\mu\text{g/l}$	0.112 $\pm$ 0.00608	0.11 $\pm$ 0.028	0.0224	98.3	-0.09
Dimethachlor Metabolite - CGA 369873	$\mu\text{g/l}$	0.308 $\pm$ 0.0189	0.29 $\pm$ 0.073	0.0617	94.1	-0.30
Dimethachlor Metabolite - CGA 373464 (acetic acid methyl ester)	$\mu\text{g/l}$	- $\pm$ -	- $\pm$ -	-	-	-
Dimethachlor Metabolite - CGA 373464 (free acid)	$\mu\text{g/l}$	- $\pm$ -	0.293 $\pm$ 0.073	-	-	-
Dimethachlor oxalamic acid (CGA 50266, Dimethachlor-OA)	$\mu\text{g/l}$	0.449 $\pm$ 0.0607	0.49 $\pm$ 0.122	0.108	109	0.38
Glufosinate	$\mu\text{g/l}$	- $\pm$ -	- $\pm$ -	-	-	-
Glufosinate metabolite MPPA	$\mu\text{g/l}$	- $\pm$ -	- $\pm$ -	-	-	-
Glyphosate	$\mu\text{g/l}$	0.854 $\pm$ 0.0484	0.816 $\pm$ 0.204	0.171	95.6	-0.22
Metazachlor	$\mu\text{g/l}$	0.153 $\pm$ 0.00654	0.158 $\pm$ 0.024	0.0184	103	0.28
Metolachlor	$\mu\text{g/l}$	0.385 $\pm$ 0.00907	0.396 $\pm$ 0.059	0.0578	103	0.18
Metribuzin	$\mu\text{g/l}$	0.374 $\pm$ 0.0099	0.382 $\pm$ 0.057	0.0374	102	0.23
Nicosulfuron	$\mu\text{g/l}$	0.88 $\pm$ 0.0652	1.49 $\pm$ 0.224	0.22	169	2.77
Prometryn	$\mu\text{g/l}$	0.164 $\pm$ 0.00618	0.184 $\pm$ 0.028	0.0213	112	0.96
Propazine	$\mu\text{g/l}$	0.108 $\pm$ 0.0054	0.132 $\pm$ 0.02	0.014	122	1.72
s-Metolachlor Metabolite CGA 368208	$\mu\text{g/l}$	0.182 $\pm$ 0.00883	0.185 $\pm$ 0.028	0.0182	102	0.19
s-Metolachlor Metabolite NOA 413173	$\mu\text{g/l}$	0.496 $\pm$ 0.0472	0.365 $\pm$ 0.091	0.0843	73.6	-1.55

Summary of results Herbicides/pesticides - H003

Labcode: LC0017

Parameter	Unit	Assigned $\pm$ U (k=2) value	Result $\pm$ U	Criterion	Recovery [%]	z-Score
Sebuthylazine	$\mu\text{g/l}$	0.695 $\pm$ 0.0268	0.744 $\pm$ 0.186	0.0647	107	0.75
Simazine	$\mu\text{g/l}$	0.35 $\pm$ 0.0116	0.4 $\pm$ 0.06	0.0385	114	1.29
Terbuthylazine	$\mu\text{g/l}$	0.266 $\pm$ 0.00731	0.314 $\pm$ 0.047	0.0293	118	1.62
Terbuthylazine-desethyl	$\mu\text{g/l}$	0.546 $\pm$ 0.0206	0.682 $\pm$ 0.102	0.06	125	2.27
Terbuthylazine Metabolite CGA 324007 (LM5)	$\mu\text{g/l}$	- $\pm$ -	- $\pm$ -	-	-	-
Terbuthylazine Metabolite SYN 545666 (LM6)	$\mu\text{g/l}$	0.318 $\pm$ 0.0221	- $\pm$ -	0.0318	-	-
Terbuthylazine Metabolite SYN 546009 (LM3)	$\mu\text{g/l}$	- $\pm$ -	- $\pm$ -	-	-	-
Terbutryn	$\mu\text{g/l}$	0.172 $\pm$ 0.00582	0.174 $\pm$ 0.026	0.0172	101	0.12
Tritosulfuron	$\mu\text{g/l}$	- $\pm$ -	0.406 $\pm$ 0.061	-	-	-



## Sample: H003A

Parameter	Unit	Assigned $\pm$ U (k=2) value	Result $\pm$ U	Criterion	Recovery [%]	En-Score
2,4,5-Trichlorophenoxyacetic acid	$\mu\text{g/l}$	0.153 $\pm$ 0.0114	0.217 $\pm$ 0.054	0.0275	142	0.59
2,4-D (2,4-Dichlorphenoxyaceticacid)	$\mu\text{g/l}$	0.734 $\pm$ 0.0275	0.423 $\pm$ 0.106	0.103	57.6	-1.46
2,6-Dichlorobenzamide	$\mu\text{g/l}$	0.217 $\pm$ 0.00924	0.222 $\pm$ 0.033	0.0325	102	0.08
Alachlor	$\mu\text{g/l}$	0.106 $\pm$ 0.00457	0.105 $\pm$ 0.016	0.0127	99	-0.03
Alachlor-t-acid (Alachlor-OA)	$\mu\text{g/l}$	0.935 $\pm$ 0.057	- $\pm$ -	0.14	-	-
Alachlor-t-sulfonic acid (Alachlor-ESA)	$\mu\text{g/l}$	0.291 $\pm$ 0.0115	0.285 $\pm$ 0.071	0.0378	97.9	-0.04
AMPA	$\mu\text{g/l}$	1 $\pm$ 0.0378	- $\pm$ -	0.13	-	-
Atrazine	$\mu\text{g/l}$	0.153 $\pm$ 0.00407	0.16 $\pm$ 0.024	0.0168	105	0.15
Atrazine-desethyl	$\mu\text{g/l}$	0.594 $\pm$ 0.0215	0.676 $\pm$ 0.101	0.0712	114	0.41
Atrazine-desethyl-desisopropyl	$\mu\text{g/l}$	0.166 $\pm$ 0.0155	- $\pm$ -	0.0515	-	-
Atrazine-desisopropyl	$\mu\text{g/l}$	0.245 $\pm$ 0.0211	0.25 $\pm$ 0.063	0.0441	102	0.04
Bentazone	$\mu\text{g/l}$	0.166 $\pm$ 0.00606	0.194 $\pm$ 0.049	0.0248	117	0.29
Chloridazon-desphenyl	$\mu\text{g/l}$	0.129 $\pm$ 0.00676	0.12 $\pm$ 0.018	0.0142	93	-0.25
Chlorothalonil-4-hydroxy	$\mu\text{g/l}$	- $\pm$ -	- $\pm$ -	-	-	-
Chlorothalonil Metabolite R417888 (Chlorothalonil-ESA)	$\mu\text{g/l}$	0.0798 $\pm$ 0.00395	0.083 $\pm$ 0.025	0.016	104	0.06
Chlorothalonil Metabolite R471811	$\mu\text{g/l}$	0.187 $\pm$ 0.0395	0.138 $\pm$ 0.041	0.0655	73.8	-0.54
Chlorothalonil Metabolite R611965 (3-carbamyl-2,4,5-trichlorobenzoic acid)	$\mu\text{g/l}$	- $\pm$ -	0.168 $\pm$ 0.05	-	-	-
Chlorothalonil Metabolite R611968	$\mu\text{g/l}$	- $\pm$ -	- $\pm$ -	-	-	-
Chlorothalonil Metabolite SYN507900	$\mu\text{g/l}$	- $\pm$ -	- $\pm$ -	-	-	-
Chlorothalonil Metabolite SYN548580	$\mu\text{g/l}$	- $\pm$ -	- $\pm$ -	-	-	-
Chlorothalonil Metabolite SYN548581	$\mu\text{g/l}$	- $\pm$ -	- $\pm$ -	-	-	-
Clopyralid	$\mu\text{g/l}$	0.24 $\pm$ 0.0285	- $\pm$ -	0.048	-	-
Cyanazine	$\mu\text{g/l}$	0.167 $\pm$ 0.00751	0.162 $\pm$ 0.024	0.0234	97.1	-0.10

Parameter	Unit	Assigned $\pm$ U (k=2) value	Result $\pm$ U	Criterion	Recovery [%]	En-Score
Dicamba	$\mu\text{g/l}$	- $\pm$ -	0.096 $\pm$ 0.024	-	-	-
Dichlorprop	$\mu\text{g/l}$	0.553 $\pm$ 0.0349	0.638 $\pm$ 0.096	0.0664	115	0.43
Dimethachlor ethane sulfonic acid (CGA 354742, Dimethachlor-ESA)	$\mu\text{g/l}$	0.233 $\pm$ 0.0174	0.235 $\pm$ 0.059	0.0465	101	0.02
Dimethachlor Metabolite - CGA 369873	$\mu\text{g/l}$	0.144 $\pm$ 0.00926	0.158 $\pm$ 0.039	0.0288	110	0.18
Dimethachlor Metabolite - CGA 373464 (acetic acid methyl ester)	$\mu\text{g/l}$	- $\pm$ -	- $\pm$ -	-	-	-
Dimethachlor Metabolite - CGA 373464 (free acid)	$\mu\text{g/l}$	- $\pm$ -	0.258 $\pm$ 0.064	-	-	-
Dimethachlor oxalamic acid (CGA 50266, Dimethachlor-OA)	$\mu\text{g/l}$	0.43 $\pm$ 0.0555	0.48 $\pm$ 0.12	0.099	112	0.20
Glufosinate	$\mu\text{g/l}$	- $\pm$ -	- $\pm$ -	-	-	-
Glufosinate metabolite MPPA	$\mu\text{g/l}$	- $\pm$ -	- $\pm$ -	-	-	-
Glyphosate	$\mu\text{g/l}$	0.411 $\pm$ 0.0171	0.389 $\pm$ 0.097	0.0821	94.8	-0.11
Metazachlor	$\mu\text{g/l}$	0.161 $\pm$ 0.00743	0.162 $\pm$ 0.024	0.0193	100	0.02
Metolachlor	$\mu\text{g/l}$	0.176 $\pm$ 0.00384	0.176 $\pm$ 0.026	0.0264	100	0.00
Metribuzin	$\mu\text{g/l}$	0.781 $\pm$ 0.0333	0.741 $\pm$ 0.111	0.0781	94.9	-0.18
Nicosulfuron	$\mu\text{g/l}$	0.286 $\pm$ 0.0712	0.443 $\pm$ 0.066	0.111	155	1.05
Prometryn	$\mu\text{g/l}$	0.429 $\pm$ 0.0169	0.502 $\pm$ 0.075	0.0558	117	0.48
Propazine	$\mu\text{g/l}$	0.229 $\pm$ 0.00751	0.222 $\pm$ 0.033	0.0297	97	-0.10
s-Metolachlor Metabolite CGA 368208	$\mu\text{g/l}$	0.421 $\pm$ 0.0406	0.488 $\pm$ 0.073	0.059	116	0.44
s-Metolachlor Metabolite NOA 413173	$\mu\text{g/l}$	0.176 $\pm$ 0.0206	0.12 $\pm$ 0.03	0.0353	68	-0.89
Sebuthylazine	$\mu\text{g/l}$	- $\pm$ -	<0.03 (LOQ) $\pm$ -	-	-	-
Simazine	$\mu\text{g/l}$	0.174 $\pm$ 0.00425	0.19 $\pm$ 0.029	0.0191	109	0.27
Terbuthylazine	$\mu\text{g/l}$	0.562 $\pm$ 0.0151	0.604 $\pm$ 0.091	0.0618	107	0.23
Terbuthylazine-desethyl	$\mu\text{g/l}$	0.274 $\pm$ 0.00994	0.316 $\pm$ 0.047	0.0301	115	0.45
Terbuthylazine Metabolite CGA 324007 (LM5)	$\mu\text{g/l}$	- $\pm$ -	- $\pm$ -	-	-	-
Terbuthylazine Metabolite SYN 545666 (LM6)	$\mu\text{g/l}$	0.154 $\pm$ 0.0201	- $\pm$ -	0.0369	-	-

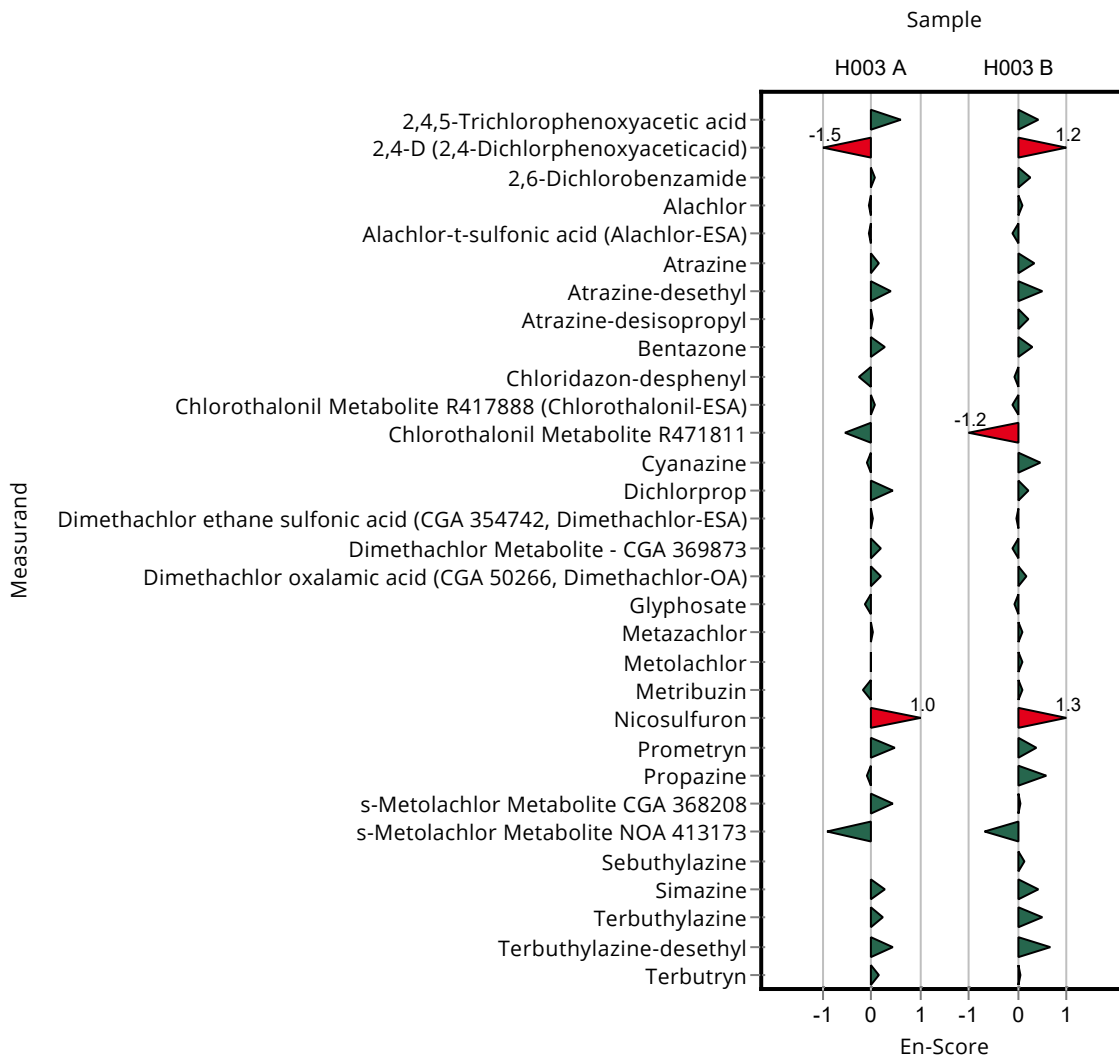
Parameter	Unit	Assigned $\pm$ U (k=2) value	Result $\pm$ U	Criterion	Recovery [%]	En-Score
Terbutylazine Metabolite SYN 546009 (LM3)	$\mu\text{g/l}$	- $\pm$ -	- $\pm$ -	-	-	-
Terbutryn	$\mu\text{g/l}$	0.426 $\pm$ 0.0169	0.446 $\pm$ 0.067	0.0426	105	0.15
Tritosulfuron	$\mu\text{g/l}$	- $\pm$ -	0.126 $\pm$ 0.019	-	-	-

## Sample: H003B

Parameter	Unit	Assigned $\pm$ U (k=2) value	Result $\pm$ U	Criterion	Recovery [%]	En-Score
2,4,5-Trichlorophenoxyacetic acid	$\mu\text{g/l}$	0.341 $\pm$ 0.0365	0.433 $\pm$ 0.108	0.0615	127	0.42
2,4-D (2,4-Dichlorophenoxyacetic acid)	$\mu\text{g/l}$	0.348 $\pm$ 0.0129	0.829 $\pm$ 0.207	0.0487	238	1.16
2,6-Dichlorobenzamide	$\mu\text{g/l}$	0.437 $\pm$ 0.017	0.474 $\pm$ 0.071	0.0655	109	0.26
Alachlor	$\mu\text{g/l}$	0.487 $\pm$ 0.0145	0.504 $\pm$ 0.076	0.0585	103	0.11
Alachlor-t-acid (Alachlor-OA)	$\mu\text{g/l}$	0.185 $\pm$ 0.0171	- $\pm$ -	0.0278	-	-
Alachlor-t-sulfonic acid (Alachlor-ESA)	$\mu\text{g/l}$	0.29 $\pm$ 0.0395	0.275 $\pm$ 0.069	0.0608	95	-0.10
AMPA	$\mu\text{g/l}$	0.562 $\pm$ 0.0415	- $\pm$ -	0.073	-	-
Atrazine	$\mu\text{g/l}$	0.658 $\pm$ 0.0171	0.731 $\pm$ 0.11	0.0724	111	0.33
Atrazine-desethyl	$\mu\text{g/l}$	0.275 $\pm$ 0.0128	0.322 $\pm$ 0.048	0.033	117	0.49
Atrazine-desethyl-desisopropyl	$\mu\text{g/l}$	0.423 $\pm$ 0.0502	- $\pm$ -	0.131	-	-
Atrazine-desisopropyl	$\mu\text{g/l}$	0.242 $\pm$ 0.0176	0.27 $\pm$ 0.068	0.0387	112	0.21
Bentazone	$\mu\text{g/l}$	0.735 $\pm$ 0.0273	0.862 $\pm$ 0.216	0.11	117	0.29
Chloridazon-desphenyl	$\mu\text{g/l}$	0.245 $\pm$ 0.0118	0.24 $\pm$ 0.036	0.0269	98	-0.07
Chlorothalonil-4-hydroxy	$\mu\text{g/l}$	- $\pm$ -	- $\pm$ -	-	-	-
Chlorothalonil Metabolite R417888 (Chlorothalonil-ESA)	$\mu\text{g/l}$	0.423 $\pm$ 0.0247	0.398 $\pm$ 0.119	0.0845	94.2	-0.10
Chlorothalonil Metabolite R471811	$\mu\text{g/l}$	0.644 $\pm$ 0.0996	0.363 $\pm$ 0.109	0.167	56.4	-1.17
Chlorothalonil Metabolite R611965 (3-carbamyl-2,4,5-trichlorobenzoic acid)	$\mu\text{g/l}$	- $\pm$ -	0.318 $\pm$ 0.095	-	-	-
Chlorothalonil Metabolite R611968	$\mu\text{g/l}$	- $\pm$ -	- $\pm$ -	-	-	-

Parameter	Unit	Assigned $\pm$ U (k=2) value	Result $\pm$ U	Criterion	Recovery [%]	En-Score
Chlorothalonil Metabolite SYN507900	$\mu\text{g/l}$	- $\pm$ -	- $\pm$ -	-	-	-
Chlorothalonil Metabolite SYN548580	$\mu\text{g/l}$	- $\pm$ -	- $\pm$ -	-	-	-
Chlorothalonil Metabolite SYN548581	$\mu\text{g/l}$	- $\pm$ -	- $\pm$ -	-	-	-
Clopyralid	$\mu\text{g/l}$	0.503 $\pm$ 0.059	- $\pm$ -	0.101	-	-
Cyanazine	$\mu\text{g/l}$	0.441 $\pm$ 0.0221	0.512 $\pm$ 0.077	0.0618	116	0.46
Dicamba	$\mu\text{g/l}$	- $\pm$ -	0.38 $\pm$ 0.095	-	-	-
Dichlorprop	$\mu\text{g/l}$	0.295 $\pm$ 0.0109	0.313 $\pm$ 0.047	0.0354	106	0.19
Dimethachlor ethane sulfonic acid (CGA 354742, Dimethachlor-ESA)	$\mu\text{g/l}$	0.112 $\pm$ 0.00608	0.11 $\pm$ 0.028	0.0224	98.3	-0.03
Dimethachlor Metabolite - CGA 369873	$\mu\text{g/l}$	0.308 $\pm$ 0.0189	0.29 $\pm$ 0.073	0.0617	94.1	-0.12
Dimethachlor Metabolite - CGA 373464 (acetic acid methyl ester)	$\mu\text{g/l}$	- $\pm$ -	- $\pm$ -	-	-	-
Dimethachlor Metabolite - CGA 373464 (free acid)	$\mu\text{g/l}$	- $\pm$ -	0.293 $\pm$ 0.073	-	-	-
Dimethachlor oxalamic acid (CGA 50266, Dimethachlor-OA)	$\mu\text{g/l}$	0.449 $\pm$ 0.0607	0.49 $\pm$ 0.122	0.108	109	0.16
Glufosinate	$\mu\text{g/l}$	- $\pm$ -	- $\pm$ -	-	-	-
Glufosinate metabolite MPPA	$\mu\text{g/l}$	- $\pm$ -	- $\pm$ -	-	-	-
Glyphosate	$\mu\text{g/l}$	0.854 $\pm$ 0.0484	0.816 $\pm$ 0.204	0.171	95.6	-0.09
Metazachlor	$\mu\text{g/l}$	0.153 $\pm$ 0.00654	0.158 $\pm$ 0.024	0.0184	103	0.10
Metolachlor	$\mu\text{g/l}$	0.385 $\pm$ 0.00907	0.396 $\pm$ 0.059	0.0578	103	0.09
Metribuzin	$\mu\text{g/l}$	0.374 $\pm$ 0.0099	0.382 $\pm$ 0.057	0.0374	102	0.07
Nicosulfuron	$\mu\text{g/l}$	0.88 $\pm$ 0.0652	1.49 $\pm$ 0.224	0.22	169	1.35
Prometryn	$\mu\text{g/l}$	0.164 $\pm$ 0.00618	0.184 $\pm$ 0.028	0.0213	112	0.36
Propazine	$\mu\text{g/l}$	0.108 $\pm$ 0.0054	0.132 $\pm$ 0.02	0.014	122	0.60
s-Metolachlor Metabolite CGA 368208	$\mu\text{g/l}$	0.182 $\pm$ 0.00883	0.185 $\pm$ 0.028	0.0182	102	0.06
s-Metolachlor Metabolite NOA 413173	$\mu\text{g/l}$	0.496 $\pm$ 0.0472	0.365 $\pm$ 0.091	0.0843	73.6	-0.70

Parameter	Unit	Assigned $\pm$ U (k=2) value	Result $\pm$ U	Criterion	Recovery [%]	En-Score
Sebuthylazine	$\mu\text{g/l}$	0.695 $\pm$ 0.0268	0.744 $\pm$ 0.186	0.0647	107	0.13
Simazine	$\mu\text{g/l}$	0.35 $\pm$ 0.0116	0.4 $\pm$ 0.06	0.0385	114	0.41
Terbuthylazine	$\mu\text{g/l}$	0.266 $\pm$ 0.00731	0.314 $\pm$ 0.047	0.0293	118	0.50
Terbuthylazine-desethyl	$\mu\text{g/l}$	0.546 $\pm$ 0.0206	0.682 $\pm$ 0.102	0.06	125	0.67
Terbuthylazine Metabolite CGA 324007 (LM5)	$\mu\text{g/l}$	- $\pm$ -	- $\pm$ -	-	-	-
Terbuthylazine Metabolite SYN 545666 (LM6)	$\mu\text{g/l}$	0.318 $\pm$ 0.0221	- $\pm$ -	0.0318	-	-
Terbuthylazine Metabolite SYN 546009 (LM3)	$\mu\text{g/l}$	- $\pm$ -	- $\pm$ -	-	-	-
Terbutryn	$\mu\text{g/l}$	0.172 $\pm$ 0.00582	0.174 $\pm$ 0.026	0.0172	101	0.04
Tritosulfuron	$\mu\text{g/l}$	- $\pm$ -	0.406 $\pm$ 0.061	-	-	-



Sample: H003A

Parameter	Unit	Assigned $\pm$ U (k=2) value	Result $\pm$ U	Criterion	Recovery [%]	z-Score
2,4,5-Trichlorophenoxyacetic acid	$\mu\text{g/l}$	0.153 $\pm$ 0.0114	- $\pm$ -	0.0275	-	-
2,4-D (2,4-Dichlorophenoxyacetic acid)	$\mu\text{g/l}$	0.734 $\pm$ 0.0275	- $\pm$ -	0.103	-	-
2,6-Dichlorobenzamide	$\mu\text{g/l}$	0.217 $\pm$ 0.00924	0.193 $\pm$ 0.029	0.0325	89.1	-0.73
Alachlor	$\mu\text{g/l}$	0.106 $\pm$ 0.00457	0.0985 $\pm$ 0.0148	0.0127	92.8	-0.60
Alachlor-t-acid (Alachlor-OA)	$\mu\text{g/l}$	0.935 $\pm$ 0.057	0.874 $\pm$ 0.131	0.14	93.5	-0.43
Alachlor-t-sulfonic acid (Alachlor-ESA)	$\mu\text{g/l}$	0.291 $\pm$ 0.0115	0.29 $\pm$ 0.044	0.0378	99.6	-0.03
AMPA	$\mu\text{g/l}$	1 $\pm$ 0.0378	- $\pm$ -	0.13	-	-
Atrazine	$\mu\text{g/l}$	0.153 $\pm$ 0.00407	0.145 $\pm$ 0.022	0.0168	95	-0.45
Atrazine-desethyl	$\mu\text{g/l}$	0.594 $\pm$ 0.0215	0.558 $\pm$ 0.084	0.0712	94	-0.50
Atrazine-desethyl-desisopropyl	$\mu\text{g/l}$	0.166 $\pm$ 0.0155	0.158 $\pm$ 0.024	0.0515	95.2	-0.16
Atrazine-desisopropyl	$\mu\text{g/l}$	0.245 $\pm$ 0.0211	0.206 $\pm$ 0.031	0.0441	84.1	-0.89
Bentazone	$\mu\text{g/l}$	0.166 $\pm$ 0.00606	0.144 $\pm$ 0.022	0.0248	86.9	-0.87
Chloridazon-desphenyl	$\mu\text{g/l}$	0.129 $\pm$ 0.00676	0.128 $\pm$ 0.019	0.0142	99.2	-0.07
Chlorothalonil-4-hydroxy	$\mu\text{g/l}$	- $\pm$ -	- $\pm$ -	-	-	-
Chlorothalonil Metabolite R417888 (Chlorothalonil-ESA)	$\mu\text{g/l}$	0.0798 $\pm$ 0.00395	- $\pm$ -	0.016	-	-
Chlorothalonil Metabolite R471811	$\mu\text{g/l}$	0.187 $\pm$ 0.0395	- $\pm$ -	0.0655	-	-
Chlorothalonil Metabolite R611965 (3-carbamyl-2,4,5-trichlorobenzoic acid)	$\mu\text{g/l}$	- $\pm$ -	- $\pm$ -	-	-	-
Chlorothalonil Metabolite R611968	$\mu\text{g/l}$	- $\pm$ -	- $\pm$ -	-	-	-
Chlorothalonil Metabolite SYN507900	$\mu\text{g/l}$	- $\pm$ -	- $\pm$ -	-	-	-
Chlorothalonil Metabolite SYN548580	$\mu\text{g/l}$	- $\pm$ -	- $\pm$ -	-	-	-
Chlorothalonil Metabolite SYN548581	$\mu\text{g/l}$	- $\pm$ -	- $\pm$ -	-	-	-
Clopyralid	$\mu\text{g/l}$	0.24 $\pm$ 0.0285	0.293 $\pm$ 0.044	0.048	122	1.10
Cyanazine	$\mu\text{g/l}$	0.167 $\pm$ 0.00751	- $\pm$ -	0.0234	-	-

Parameter	Unit	Assigned $\pm$ U (k=2) value	Result $\pm$ U	Criterion	Recovery [%]	z-Score
Dicamba	$\mu\text{g/l}$	- $\pm$ -	- $\pm$ -	-	-	-
Dichlorprop	$\mu\text{g/l}$	0.553 $\pm$ 0.0349	- $\pm$ -	0.0664	-	-
Dimethachlor ethane sulfonic acid (CGA 354742, Dimethachlor-ESA)	$\mu\text{g/l}$	0.233 $\pm$ 0.0174	0.225 $\pm$ 0.034	0.0465	96.7	-0.16
Dimethachlor Metabolite - CGA 369873	$\mu\text{g/l}$	0.144 $\pm$ 0.00926	0.114 $\pm$ 0.017	0.0288	79.2	-1.04
Dimethachlor Metabolite - CGA 373464 (acetic acid methyl ester)	$\mu\text{g/l}$	- $\pm$ -	- $\pm$ -	-	-	-
Dimethachlor Metabolite - CGA 373464 (free acid)	$\mu\text{g/l}$	- $\pm$ -	- $\pm$ -	-	-	-
Dimethachlor oxalamic acid (CGA 50266, Dimethachlor-OA)	$\mu\text{g/l}$	0.43 $\pm$ 0.0555	0.403 $\pm$ 0.061	0.099	93.6	-0.28
Glufosinate	$\mu\text{g/l}$	- $\pm$ -	- $\pm$ -	-	-	-
Glufosinate metabolite MPPA	$\mu\text{g/l}$	- $\pm$ -	- $\pm$ -	-	-	-
Glyphosate	$\mu\text{g/l}$	0.411 $\pm$ 0.0171	- $\pm$ -	0.0821	-	-
Metazachlor	$\mu\text{g/l}$	0.161 $\pm$ 0.00743	0.151 $\pm$ 0.023	0.0193	93.7	-0.53
Metolachlor	$\mu\text{g/l}$	0.176 $\pm$ 0.00384	0.17 $\pm$ 0.026	0.0264	96.6	-0.23
Metribuzin	$\mu\text{g/l}$	0.781 $\pm$ 0.0333	- $\pm$ -	0.0781	-	-
Nicosulfuron	$\mu\text{g/l}$	0.286 $\pm$ 0.0712	- $\pm$ -	0.111	-	-
Prometryn	$\mu\text{g/l}$	0.429 $\pm$ 0.0169	0.4 $\pm$ 0.06	0.0558	93.2	-0.52
Propazine	$\mu\text{g/l}$	0.229 $\pm$ 0.00751	0.213 $\pm$ 0.032	0.0297	93.1	-0.53
s-Metolachlor Metabolite CGA 368208	$\mu\text{g/l}$	0.421 $\pm$ 0.0406	0.41 $\pm$ 0.062	0.059	97.3	-0.19
s-Metolachlor Metabolite NOA 413173	$\mu\text{g/l}$	0.176 $\pm$ 0.0206	0.156 $\pm$ 0.023	0.0353	88.4	-0.58
Sebuthylazine	$\mu\text{g/l}$	- $\pm$ -	- $\pm$ -	-	-	-
Simazine	$\mu\text{g/l}$	0.174 $\pm$ 0.00425	0.158 $\pm$ 0.024	0.0191	90.8	-0.84
Terbuthylazine	$\mu\text{g/l}$	0.562 $\pm$ 0.0151	0.521 $\pm$ 0.078	0.0618	92.7	-0.66
Terbuthylazine-desethyl	$\mu\text{g/l}$	0.274 $\pm$ 0.00994	0.26 $\pm$ 0.039	0.0301	94.9	-0.46
Terbuthylazine Metabolite CGA 324007 (LM5)	$\mu\text{g/l}$	- $\pm$ -	- $\pm$ -	-	-	-
Terbuthylazine Metabolite SYN 545666 (LM6)	$\mu\text{g/l}$	0.154 $\pm$ 0.0201	- $\pm$ -	0.0369	-	-

Summary of results Herbicides/pesticides - H003

Labcode: LC0018

Parameter	Unit	Assigned $\pm$ U (k=2) value	Result $\pm$ U	Criterion	Recovery [%]	z-Score
Terbutylazine Metabolite SYN 546009 (LM3)	$\mu\text{g/l}$	- $\pm$ -	- $\pm$ -	-	-	-
Terbutryn	$\mu\text{g/l}$	0.426 $\pm$ 0.0169	0.379 $\pm$ 0.057	0.0426	89	-1.10
Tritosulfuron	$\mu\text{g/l}$	- $\pm$ -	- $\pm$ -	-	-	-

Sample: H003B

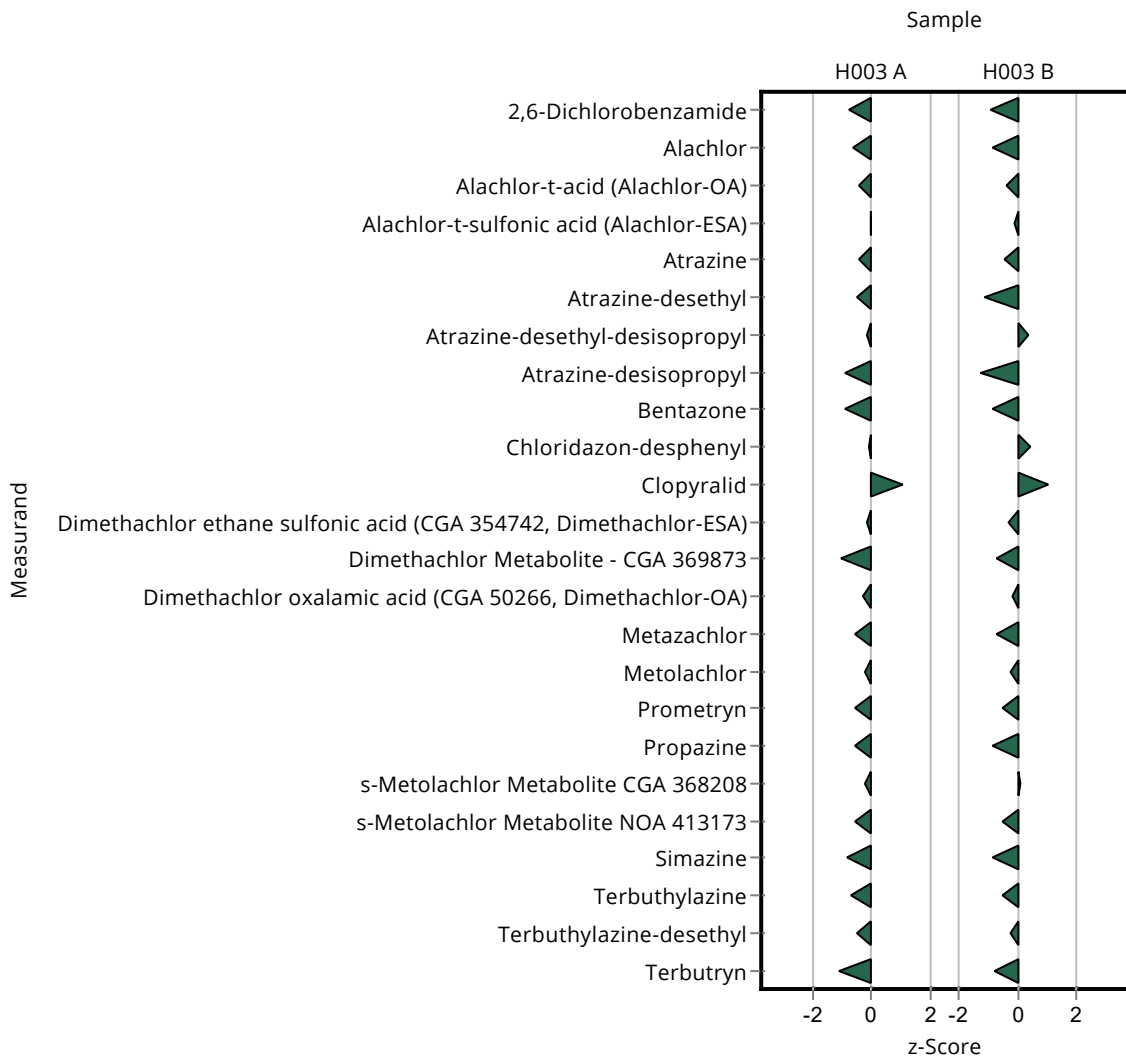
Parameter	Unit	Assigned $\pm$ U (k=2) value	Result $\pm$ U	Criterion	Recovery [%]	z-Score
2,4,5-Trichlorophenoxyacetic acid	$\mu\text{g/l}$	0.341 $\pm$ 0.0365	- $\pm$ -	0.0615	-	-
2,4-D (2,4-Dichlorophenoxyacetic acid)	$\mu\text{g/l}$	0.348 $\pm$ 0.0129	- $\pm$ -	0.0487	-	-
2,6-Dichlorobenzamide	$\mu\text{g/l}$	0.437 $\pm$ 0.017	0.373 $\pm$ 0.056	0.0655	85.4	-0.97
Alachlor	$\mu\text{g/l}$	0.487 $\pm$ 0.0145	0.437 $\pm$ 0.066	0.0585	89.7	-0.86
Alachlor-t-acid (Alachlor-OA)	$\mu\text{g/l}$	0.185 $\pm$ 0.0171	0.174 $\pm$ 0.026	0.0278	93.9	-0.41
Alachlor-t-sulfonic acid (Alachlor-ESA)	$\mu\text{g/l}$	0.29 $\pm$ 0.0395	0.284 $\pm$ 0.043	0.0608	98.1	-0.09
AMPA	$\mu\text{g/l}$	0.562 $\pm$ 0.0415	- $\pm$ -	0.073	-	-
Atrazine	$\mu\text{g/l}$	0.658 $\pm$ 0.0171	0.624 $\pm$ 0.094	0.0724	94.9	-0.47
Atrazine-desethyl	$\mu\text{g/l}$	0.275 $\pm$ 0.0128	0.237 $\pm$ 0.036	0.033	86.2	-1.15
Atrazine-desethyl-desisopropyl	$\mu\text{g/l}$	0.423 $\pm$ 0.0502	0.469 $\pm$ 0.07	0.131	111	0.35
Atrazine-desisopropyl	$\mu\text{g/l}$	0.242 $\pm$ 0.0176	0.192 $\pm$ 0.029	0.0387	79.4	-1.29
Bentazone	$\mu\text{g/l}$	0.735 $\pm$ 0.0273	0.639 $\pm$ 0.096	0.11	86.9	-0.87
Chloridazon-desphenyl	$\mu\text{g/l}$	0.245 $\pm$ 0.0118	0.256 $\pm$ 0.036	0.0269	105	0.41
Chlorothalonil-4-hydroxy	$\mu\text{g/l}$	- $\pm$ -	- $\pm$ -	-	-	-
Chlorothalonil Metabolite R417888 (Chlorothalonil-ESA)	$\mu\text{g/l}$	0.423 $\pm$ 0.0247	- $\pm$ -	0.0845	-	-
Chlorothalonil Metabolite R471811	$\mu\text{g/l}$	0.644 $\pm$ 0.0996	- $\pm$ -	0.167	-	-
Chlorothalonil Metabolite R611965 (3-carbamyl-2,4,5-trichlorobenzoic acid)	$\mu\text{g/l}$	- $\pm$ -	- $\pm$ -	-	-	-
Chlorothalonil Metabolite R611968	$\mu\text{g/l}$	- $\pm$ -	- $\pm$ -	-	-	-

Parameter	Unit	Assigned $\pm$ U (k=2) value	Result $\pm$ U	Criterion	Recovery [%]	z-Score
Chlorothalonil Metabolite SYN507900	$\mu\text{g/l}$	- $\pm$ -	- $\pm$ -	-	-	-
Chlorothalonil Metabolite SYN548580	$\mu\text{g/l}$	- $\pm$ -	- $\pm$ -	-	-	-
Chlorothalonil Metabolite SYN548581	$\mu\text{g/l}$	- $\pm$ -	- $\pm$ -	-	-	-
Clopyralid	$\mu\text{g/l}$	0.503 $\pm$ 0.059	0.606 $\pm$ 0.091	0.101	121	1.03
Cyanazine	$\mu\text{g/l}$	0.441 $\pm$ 0.0221	- $\pm$ -	0.0618	-	-
Dicamba	$\mu\text{g/l}$	- $\pm$ -	- $\pm$ -	-	-	-
Dichlorprop	$\mu\text{g/l}$	0.295 $\pm$ 0.0109	- $\pm$ -	0.0354	-	-
Dimethachlor ethane sulfonic acid (CGA 354742, Dimethachlor-ESA)	$\mu\text{g/l}$	0.112 $\pm$ 0.00608	0.104 $\pm$ 0.016	0.0224	92.9	-0.35
Dimethachlor Metabolite - CGA 369873	$\mu\text{g/l}$	0.308 $\pm$ 0.0189	0.264 $\pm$ 0.04	0.0617	85.6	-0.72
Dimethachlor Metabolite - CGA 373464 (acetic acid methyl ester)	$\mu\text{g/l}$	- $\pm$ -	- $\pm$ -	-	-	-
Dimethachlor Metabolite - CGA 373464 (free acid)	$\mu\text{g/l}$	- $\pm$ -	- $\pm$ -	-	-	-
Dimethachlor oxalamic acid (CGA 50266, Dimethachlor-OA)	$\mu\text{g/l}$	0.449 $\pm$ 0.0607	0.429 $\pm$ 0.064	0.108	95.5	-0.19
Glufosinate	$\mu\text{g/l}$	- $\pm$ -	- $\pm$ -	-	-	-
Glufosinate metabolite MPPA	$\mu\text{g/l}$	- $\pm$ -	- $\pm$ -	-	-	-
Glyphosate	$\mu\text{g/l}$	0.854 $\pm$ 0.0484	- $\pm$ -	0.171	-	-
Metazachlor	$\mu\text{g/l}$	0.153 $\pm$ 0.00654	0.139 $\pm$ 0.021	0.0184	90.9	-0.76
Metolachlor	$\mu\text{g/l}$	0.385 $\pm$ 0.00907	0.372 $\pm$ 0.056	0.0578	96.5	-0.23
Metribuzin	$\mu\text{g/l}$	0.374 $\pm$ 0.0099	- $\pm$ -	0.0374	-	-
Nicosulfuron	$\mu\text{g/l}$	0.88 $\pm$ 0.0652	- $\pm$ -	0.22	-	-
Prometryn	$\mu\text{g/l}$	0.164 $\pm$ 0.00618	0.152 $\pm$ 0.023	0.0213	92.9	-0.55
Propazine	$\mu\text{g/l}$	0.108 $\pm$ 0.0054	0.0959 $\pm$ 0.0144	0.014	88.9	-0.86
s-Metolachlor Metabolite CGA 368208	$\mu\text{g/l}$	0.182 $\pm$ 0.00883	0.183 $\pm$ 0.027	0.0182	101	0.08
s-Metolachlor Metabolite NOA 413173	$\mu\text{g/l}$	0.496 $\pm$ 0.0472	0.449 $\pm$ 0.067	0.0843	90.6	-0.55

Summary of results Herbicides/pesticides - H003

Labcode: LC0018

Parameter	Unit	Assigned $\pm$ U (k=2) value	Result $\pm$ U	Criterion	Recovery [%]	z-Score
Sebuthylazine	$\mu\text{g/l}$	0.695 $\pm$ 0.0268	- $\pm$ -	0.0647	-	-
Simazine	$\mu\text{g/l}$	0.35 $\pm$ 0.0116	0.317 $\pm$ 0.048	0.0385	90.5	-0.86
Terbuthylazine	$\mu\text{g/l}$	0.266 $\pm$ 0.00731	0.25 $\pm$ 0.038	0.0293	93.8	-0.56
Terbuthylazine-desethyl	$\mu\text{g/l}$	0.546 $\pm$ 0.0206	0.529 $\pm$ 0.079	0.06	97	-0.28
Terbuthylazine Metabolite CGA 324007 (LM5)	$\mu\text{g/l}$	- $\pm$ -	- $\pm$ -	-	-	-
Terbuthylazine Metabolite SYN 545666 (LM6)	$\mu\text{g/l}$	0.318 $\pm$ 0.0221	- $\pm$ -	0.0318	-	-
Terbuthylazine Metabolite SYN 546009 (LM3)	$\mu\text{g/l}$	- $\pm$ -	- $\pm$ -	-	-	-
Terbutryn	$\mu\text{g/l}$	0.172 $\pm$ 0.00582	0.158 $\pm$ 0.024	0.0172	91.9	-0.81
Tritosulfuron	$\mu\text{g/l}$	- $\pm$ -	- $\pm$ -	-	-	-



## Sample: H003A

Parameter	Unit	Assigned $\pm$ U (k=2) value	Result $\pm$ U	Criterion	Recovery [%]	En-Score
2,4,5-Trichlorophenoxyacetic acid	$\mu\text{g/l}$	0.153 $\pm$ 0.0114	- $\pm$ -	0.0275	-	-
2,4-D (2,4-Dichlorphenoxyaceticacid)	$\mu\text{g/l}$	0.734 $\pm$ 0.0275	- $\pm$ -	0.103	-	-
2,6-Dichlorobenzamide	$\mu\text{g/l}$	0.217 $\pm$ 0.00924	0.193 $\pm$ 0.029	0.0325	89.1	-0.40
Alachlor	$\mu\text{g/l}$	0.106 $\pm$ 0.00457	0.0985 $\pm$ 0.0148	0.0127	92.8	-0.25
Alachlor-t-acid (Alachlor-OA)	$\mu\text{g/l}$	0.935 $\pm$ 0.057	0.874 $\pm$ 0.131	0.14	93.5	-0.23
Alachlor-t-sulfonic acid (Alachlor-ESA)	$\mu\text{g/l}$	0.291 $\pm$ 0.0115	0.29 $\pm$ 0.044	0.0378	99.6	-0.01
AMPA	$\mu\text{g/l}$	1 $\pm$ 0.0378	- $\pm$ -	0.13	-	-
Atrazine	$\mu\text{g/l}$	0.153 $\pm$ 0.00407	0.145 $\pm$ 0.022	0.0168	95	-0.17
Atrazine-desethyl	$\mu\text{g/l}$	0.594 $\pm$ 0.0215	0.558 $\pm$ 0.084	0.0712	94	-0.21
Atrazine-desethyl-desisopropyl	$\mu\text{g/l}$	0.166 $\pm$ 0.0155	0.158 $\pm$ 0.024	0.0515	95.2	-0.16
Atrazine-desisopropyl	$\mu\text{g/l}$	0.245 $\pm$ 0.0211	0.206 $\pm$ 0.031	0.0441	84.1	-0.60
Bentazone	$\mu\text{g/l}$	0.166 $\pm$ 0.00606	0.144 $\pm$ 0.022	0.0248	86.9	-0.49
Chloridazon-desphenyl	$\mu\text{g/l}$	0.129 $\pm$ 0.00676	0.128 $\pm$ 0.019	0.0142	99.2	-0.03
Chlorothalonil-4-hydroxy	$\mu\text{g/l}$	- $\pm$ -	- $\pm$ -	-	-	-
Chlorothalonil Metabolite R417888 (Chlorothalonil-ESA)	$\mu\text{g/l}$	0.0798 $\pm$ 0.00395	- $\pm$ -	0.016	-	-
Chlorothalonil Metabolite R471811	$\mu\text{g/l}$	0.187 $\pm$ 0.0395	- $\pm$ -	0.0655	-	-
Chlorothalonil Metabolite R611965 (3-carbamyl-2,4,5-trichlorobenzoic acid)	$\mu\text{g/l}$	- $\pm$ -	- $\pm$ -	-	-	-
Chlorothalonil Metabolite R611968	$\mu\text{g/l}$	- $\pm$ -	- $\pm$ -	-	-	-
Chlorothalonil Metabolite SYN507900	$\mu\text{g/l}$	- $\pm$ -	- $\pm$ -	-	-	-
Chlorothalonil Metabolite SYN548580	$\mu\text{g/l}$	- $\pm$ -	- $\pm$ -	-	-	-
Chlorothalonil Metabolite SYN548581	$\mu\text{g/l}$	- $\pm$ -	- $\pm$ -	-	-	-
Clopyralid	$\mu\text{g/l}$	0.24 $\pm$ 0.0285	0.293 $\pm$ 0.044	0.048	122	0.57
Cyanazine	$\mu\text{g/l}$	0.167 $\pm$ 0.00751	- $\pm$ -	0.0234	-	-

Parameter	Unit	Assigned $\pm$ U (k=2) value	Result $\pm$ U	Criterion	Recovery [%]	En-Score
Dicamba	$\mu\text{g/l}$	- $\pm$ -	- $\pm$ -	-	-	-
Dichlorprop	$\mu\text{g/l}$	0.553 $\pm$ 0.0349	- $\pm$ -	0.0664	-	-
Dimethachlor ethane sulfonic acid (CGA 354742, Dimethachlor-ESA)	$\mu\text{g/l}$	0.233 $\pm$ 0.0174	0.225 $\pm$ 0.034	0.0465	96.7	-0.11
Dimethachlor Metabolite - CGA 369873	$\mu\text{g/l}$	0.144 $\pm$ 0.00926	0.114 $\pm$ 0.017	0.0288	79.2	-0.85
Dimethachlor Metabolite - CGA 373464 (acetic acid methyl ester)	$\mu\text{g/l}$	- $\pm$ -	- $\pm$ -	-	-	-
Dimethachlor Metabolite - CGA 373464 (free acid)	$\mu\text{g/l}$	- $\pm$ -	- $\pm$ -	-	-	-
Dimethachlor oxalamic acid (CGA 50266, Dimethachlor-OA)	$\mu\text{g/l}$	0.43 $\pm$ 0.0555	0.403 $\pm$ 0.061	0.099	93.6	-0.20
Glufosinate	$\mu\text{g/l}$	- $\pm$ -	- $\pm$ -	-	-	-
Glufosinate metabolite MPPA	$\mu\text{g/l}$	- $\pm$ -	- $\pm$ -	-	-	-
Glyphosate	$\mu\text{g/l}$	0.411 $\pm$ 0.0171	- $\pm$ -	0.0821	-	-
Metazachlor	$\mu\text{g/l}$	0.161 $\pm$ 0.00743	0.151 $\pm$ 0.023	0.0193	93.7	-0.22
Metolachlor	$\mu\text{g/l}$	0.176 $\pm$ 0.00384	0.17 $\pm$ 0.026	0.0264	96.6	-0.12
Metribuzin	$\mu\text{g/l}$	0.781 $\pm$ 0.0333	- $\pm$ -	0.0781	-	-
Nicosulfuron	$\mu\text{g/l}$	0.286 $\pm$ 0.0712	- $\pm$ -	0.111	-	-
Prometryn	$\mu\text{g/l}$	0.429 $\pm$ 0.0169	0.4 $\pm$ 0.06	0.0558	93.2	-0.24
Propazine	$\mu\text{g/l}$	0.229 $\pm$ 0.00751	0.213 $\pm$ 0.032	0.0297	93.1	-0.24
s-Metolachlor Metabolite CGA 368208	$\mu\text{g/l}$	0.421 $\pm$ 0.0406	0.41 $\pm$ 0.062	0.059	97.3	-0.09
s-Metolachlor Metabolite NOA 413173	$\mu\text{g/l}$	0.176 $\pm$ 0.0206	0.156 $\pm$ 0.023	0.0353	88.4	-0.41
Sebuthylazine	$\mu\text{g/l}$	- $\pm$ -	- $\pm$ -	-	-	-
Simazine	$\mu\text{g/l}$	0.174 $\pm$ 0.00425	0.158 $\pm$ 0.024	0.0191	90.8	-0.33
Terbuthylazine	$\mu\text{g/l}$	0.562 $\pm$ 0.0151	0.521 $\pm$ 0.078	0.0618	92.7	-0.26
Terbuthylazine-desethyl	$\mu\text{g/l}$	0.274 $\pm$ 0.00994	0.26 $\pm$ 0.039	0.0301	94.9	-0.18
Terbuthylazine Metabolite CGA 324007 (LM5)	$\mu\text{g/l}$	- $\pm$ -	- $\pm$ -	-	-	-
Terbuthylazine Metabolite SYN 545666 (LM6)	$\mu\text{g/l}$	0.154 $\pm$ 0.0201	- $\pm$ -	0.0369	-	-

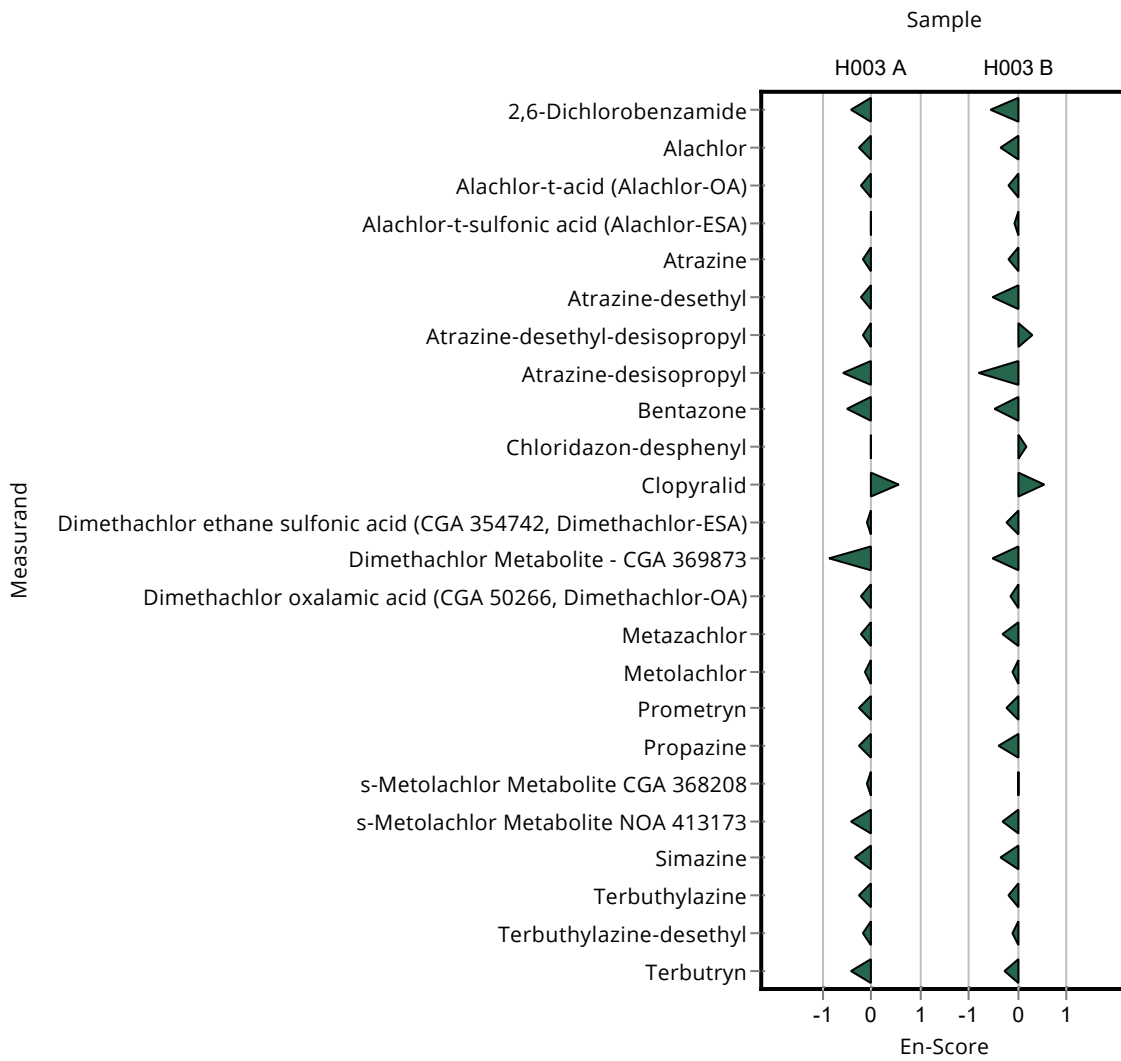
Parameter	Unit	Assigned $\pm$ U (k=2) value	Result $\pm$ U	Criterion	Recovery [%]	En-Score
Terbutylazine Metabolite SYN 546009 (LM3)	$\mu\text{g/l}$	- $\pm$ -	- $\pm$ -	-	-	-
Terbutryn	$\mu\text{g/l}$	0.426 $\pm$ 0.0169	0.379 $\pm$ 0.057	0.0426	89	-0.41
Tritosulfuron	$\mu\text{g/l}$	- $\pm$ -	- $\pm$ -	-	-	-

## Sample: H003B

Parameter	Unit	Assigned $\pm$ U (k=2) value	Result $\pm$ U	Criterion	Recovery [%]	En-Score
2,4,5-Trichlorophenoxyacetic acid	$\mu\text{g/l}$	0.341 $\pm$ 0.0365	- $\pm$ -	0.0615	-	-
2,4-D (2,4-Dichlorophenoxyacetic acid)	$\mu\text{g/l}$	0.348 $\pm$ 0.0129	- $\pm$ -	0.0487	-	-
2,6-Dichlorobenzamide	$\mu\text{g/l}$	0.437 $\pm$ 0.017	0.373 $\pm$ 0.056	0.0655	85.4	-0.56
Alachlor	$\mu\text{g/l}$	0.487 $\pm$ 0.0145	0.437 $\pm$ 0.066	0.0585	89.7	-0.38
Alachlor-t-acid (Alachlor-OA)	$\mu\text{g/l}$	0.185 $\pm$ 0.0171	0.174 $\pm$ 0.026	0.0278	93.9	-0.21
Alachlor-t-sulfonic acid (Alachlor-ESA)	$\mu\text{g/l}$	0.29 $\pm$ 0.0395	0.284 $\pm$ 0.043	0.0608	98.1	-0.06
AMPA	$\mu\text{g/l}$	0.562 $\pm$ 0.0415	- $\pm$ -	0.073	-	-
Atrazine	$\mu\text{g/l}$	0.658 $\pm$ 0.0171	0.624 $\pm$ 0.094	0.0724	94.9	-0.18
Atrazine-desethyl	$\mu\text{g/l}$	0.275 $\pm$ 0.0128	0.237 $\pm$ 0.036	0.033	86.2	-0.52
Atrazine-desethyl-desisopropyl	$\mu\text{g/l}$	0.423 $\pm$ 0.0502	0.469 $\pm$ 0.07	0.131	111	0.31
Atrazine-desisopropyl	$\mu\text{g/l}$	0.242 $\pm$ 0.0176	0.192 $\pm$ 0.029	0.0387	79.4	-0.82
Bentazone	$\mu\text{g/l}$	0.735 $\pm$ 0.0273	0.639 $\pm$ 0.096	0.11	86.9	-0.49
Chloridazon-desphenyl	$\mu\text{g/l}$	0.245 $\pm$ 0.0118	0.256 $\pm$ 0.036	0.0269	105	0.15
Chlorothalonil-4-hydroxy	$\mu\text{g/l}$	- $\pm$ -	- $\pm$ -	-	-	-
Chlorothalonil Metabolite R417888 (Chlorothalonil-ESA)	$\mu\text{g/l}$	0.423 $\pm$ 0.0247	- $\pm$ -	0.0845	-	-
Chlorothalonil Metabolite R471811	$\mu\text{g/l}$	0.644 $\pm$ 0.0996	- $\pm$ -	0.167	-	-
Chlorothalonil Metabolite R611965 (3-carbamyl-2,4,5-trichlorobenzoic acid)	$\mu\text{g/l}$	- $\pm$ -	- $\pm$ -	-	-	-
Chlorothalonil Metabolite R611968	$\mu\text{g/l}$	- $\pm$ -	- $\pm$ -	-	-	-

Parameter	Unit	Assigned $\pm$ U (k=2) value	Result $\pm$ U	Criterion	Recovery [%]	En-Score
Chlorothalonil Metabolite SYN507900	$\mu\text{g/l}$	- $\pm$ -	- $\pm$ -	-	-	-
Chlorothalonil Metabolite SYN548580	$\mu\text{g/l}$	- $\pm$ -	- $\pm$ -	-	-	-
Chlorothalonil Metabolite SYN548581	$\mu\text{g/l}$	- $\pm$ -	- $\pm$ -	-	-	-
Clopyralid	$\mu\text{g/l}$	0.503 $\pm$ 0.059	0.606 $\pm$ 0.091	0.101	121	0.54
Cyanazine	$\mu\text{g/l}$	0.441 $\pm$ 0.0221	- $\pm$ -	0.0618	-	-
Dicamba	$\mu\text{g/l}$	- $\pm$ -	- $\pm$ -	-	-	-
Dichlorprop	$\mu\text{g/l}$	0.295 $\pm$ 0.0109	- $\pm$ -	0.0354	-	-
Dimethachlor ethane sulfonic acid (CGA 354742, Dimethachlor-ESA)	$\mu\text{g/l}$	0.112 $\pm$ 0.00608	0.104 $\pm$ 0.016	0.0224	92.9	-0.24
Dimethachlor Metabolite - CGA 369873	$\mu\text{g/l}$	0.308 $\pm$ 0.0189	0.264 $\pm$ 0.04	0.0617	85.6	-0.54
Dimethachlor Metabolite - CGA 373464 (acetic acid methyl ester)	$\mu\text{g/l}$	- $\pm$ -	- $\pm$ -	-	-	-
Dimethachlor Metabolite - CGA 373464 (free acid)	$\mu\text{g/l}$	- $\pm$ -	- $\pm$ -	-	-	-
Dimethachlor oxalamic acid (CGA 50266, Dimethachlor-OA)	$\mu\text{g/l}$	0.449 $\pm$ 0.0607	0.429 $\pm$ 0.064	0.108	95.5	-0.14
Glufosinate	$\mu\text{g/l}$	- $\pm$ -	- $\pm$ -	-	-	-
Glufosinate metabolite MPPA	$\mu\text{g/l}$	- $\pm$ -	- $\pm$ -	-	-	-
Glyphosate	$\mu\text{g/l}$	0.854 $\pm$ 0.0484	- $\pm$ -	0.171	-	-
Metazachlor	$\mu\text{g/l}$	0.153 $\pm$ 0.00654	0.139 $\pm$ 0.021	0.0184	90.9	-0.33
Metolachlor	$\mu\text{g/l}$	0.385 $\pm$ 0.00907	0.372 $\pm$ 0.056	0.0578	96.5	-0.12
Metribuzin	$\mu\text{g/l}$	0.374 $\pm$ 0.0099	- $\pm$ -	0.0374	-	-
Nicosulfuron	$\mu\text{g/l}$	0.88 $\pm$ 0.0652	- $\pm$ -	0.22	-	-
Prometryn	$\mu\text{g/l}$	0.164 $\pm$ 0.00618	0.152 $\pm$ 0.023	0.0213	92.9	-0.25
Propazine	$\mu\text{g/l}$	0.108 $\pm$ 0.0054	0.0959 $\pm$ 0.0144	0.014	88.9	-0.41
s-Metolachlor Metabolite CGA 368208	$\mu\text{g/l}$	0.182 $\pm$ 0.00883	0.183 $\pm$ 0.027	0.0182	101	0.03
s-Metolachlor Metabolite NOA 413173	$\mu\text{g/l}$	0.496 $\pm$ 0.0472	0.449 $\pm$ 0.067	0.0843	90.6	-0.33

Parameter	Unit	Assigned $\pm$ U (k=2) value	Result $\pm$ U	Criterion	Recovery [%]	En-Score
Sebuthylazine	$\mu\text{g/l}$	0.695 $\pm$ 0.0268	- $\pm$ -	0.0647	-	-
Simazine	$\mu\text{g/l}$	0.35 $\pm$ 0.0116	0.317 $\pm$ 0.048	0.0385	90.5	-0.34
Terbuthylazine	$\mu\text{g/l}$	0.266 $\pm$ 0.00731	0.25 $\pm$ 0.038	0.0293	93.8	-0.22
Terbuthylazine-desethyl	$\mu\text{g/l}$	0.546 $\pm$ 0.0206	0.529 $\pm$ 0.079	0.06	97	-0.10
Terbuthylazine Metabolite CGA 324007 (LM5)	$\mu\text{g/l}$	- $\pm$ -	- $\pm$ -	-	-	-
Terbuthylazine Metabolite SYN 545666 (LM6)	$\mu\text{g/l}$	0.318 $\pm$ 0.0221	- $\pm$ -	0.0318	-	-
Terbuthylazine Metabolite SYN 546009 (LM3)	$\mu\text{g/l}$	- $\pm$ -	- $\pm$ -	-	-	-
Terbutryn	$\mu\text{g/l}$	0.172 $\pm$ 0.00582	0.158 $\pm$ 0.024	0.0172	91.9	-0.29
Tritosulfuron	$\mu\text{g/l}$	- $\pm$ -	- $\pm$ -	-	-	-



## Sample: H003A

Parameter	Unit	Assigned $\pm$ U (k=2) value	Result $\pm$ U	Criterion	Recovery [%]	z-Score
2,4,5-Trichlorophenoxyacetic acid	$\mu\text{g/l}$	0.153 $\pm$ 0.0114	- $\pm$ -	0.0275	-	-
2,4-D (2,4-Dichlorphenoxyaceticacid)	$\mu\text{g/l}$	0.734 $\pm$ 0.0275	0.85 $\pm$ 0.255	0.103	116	1.13
2,6-Dichlorobenzamide	$\mu\text{g/l}$	0.217 $\pm$ 0.00924	0.2 $\pm$ 0.06	0.0325	92.3	-0.51
Alachlor	$\mu\text{g/l}$	0.106 $\pm$ 0.00457	- $\pm$ -	0.0127	-	-
Alachlor-t-acid (Alachlor-OA)	$\mu\text{g/l}$	0.935 $\pm$ 0.057	- $\pm$ -	0.14	-	-
Alachlor-t-sulfonic acid (Alachlor-ESA)	$\mu\text{g/l}$	0.291 $\pm$ 0.0115	- $\pm$ -	0.0378	-	-
AMPA	$\mu\text{g/l}$	1 $\pm$ 0.0378	- $\pm$ -	0.13	-	-
Atrazine	$\mu\text{g/l}$	0.153 $\pm$ 0.00407	0.15 $\pm$ 0.045	0.0168	98.3	-0.16
Atrazine-desethyl	$\mu\text{g/l}$	0.594 $\pm$ 0.0215	0.615 $\pm$ 0.1845	0.0712	104	0.30
Atrazine-desethyl-desisopropyl	$\mu\text{g/l}$	0.166 $\pm$ 0.0155	- $\pm$ -	0.0515	-	-
Atrazine-desisopropyl	$\mu\text{g/l}$	0.245 $\pm$ 0.0211	0.275 $\pm$ 0.0825	0.0441	112	0.68
Bentazone	$\mu\text{g/l}$	0.166 $\pm$ 0.00606	0.155 $\pm$ 0.0465	0.0248	93.6	-0.43
Chloridazon-desphenyl	$\mu\text{g/l}$	0.129 $\pm$ 0.00676	0.12 $\pm$ 0.036	0.0142	93	-0.64
Chlorothalonil-4-hydroxy	$\mu\text{g/l}$	- $\pm$ -	0.23 $\pm$ 0.069	-	-	-
Chlorothalonil Metabolite R417888 (Chlorothalonil-ESA)	$\mu\text{g/l}$	0.0798 $\pm$ 0.00395	0.08 $\pm$ 0.024	0.016	100	0.01
Chlorothalonil Metabolite R471811	$\mu\text{g/l}$	0.187 $\pm$ 0.0395	0.23 $\pm$ 0.069	0.0655	123	0.66
Chlorothalonil Metabolite R611965 (3-carbamyl-2,4,5-trichlorobenzoic acid)	$\mu\text{g/l}$	- $\pm$ -	0.19 $\pm$ 0.057	-	-	-
Chlorothalonil Metabolite R611968	$\mu\text{g/l}$	- $\pm$ -	0.185 $\pm$ 0.0555	-	-	-
Chlorothalonil Metabolite SYN507900	$\mu\text{g/l}$	- $\pm$ -	0.15 $\pm$ 0.045	-	-	-
Chlorothalonil Metabolite SYN548580	$\mu\text{g/l}$	- $\pm$ -	- $\pm$ -	-	-	-
Chlorothalonil Metabolite SYN548581	$\mu\text{g/l}$	- $\pm$ -	0.805 $\pm$ 0.2415	-	-	-
Clopyralid	$\mu\text{g/l}$	0.24 $\pm$ 0.0285	- $\pm$ -	0.048	-	-
Cyanazine	$\mu\text{g/l}$	0.167 $\pm$ 0.00751	0.17 $\pm$ 0.051	0.0234	102	0.14

Parameter	Unit	Assigned $\pm$ U (k=2) value	Result $\pm$ U	Criterion	Recovery [%]	z-Score
Dicamba	$\mu\text{g/l}$	- $\pm$ -	- $\pm$ -	-	-	-
Dichlorprop	$\mu\text{g/l}$	0.553 $\pm$ 0.0349	0.555 $\pm$ 0.1665	0.0664	100	0.02
Dimethachlor ethane sulfonic acid (CGA 354742, Dimethachlor-ESA)	$\mu\text{g/l}$	0.233 $\pm$ 0.0174	0.22 $\pm$ 0.066	0.0465	94.6	-0.27
Dimethachlor Metabolite - CGA 369873	$\mu\text{g/l}$	0.144 $\pm$ 0.00926	0.155 $\pm$ 0.0465	0.0288	108	0.39
Dimethachlor Metabolite - CGA 373464 (acetic acid methyl ester)	$\mu\text{g/l}$	- $\pm$ -	- $\pm$ -	-	-	-
Dimethachlor Metabolite - CGA 373464 (free acid)	$\mu\text{g/l}$	- $\pm$ -	- $\pm$ -	-	-	-
Dimethachlor oxalamic acid (CGA 50266, Dimethachlor-OA)	$\mu\text{g/l}$	0.43 $\pm$ 0.0555	0.485 $\pm$ 0.1455	0.099	113	0.55
Glufosinate	$\mu\text{g/l}$	- $\pm$ -	- $\pm$ -	-	-	-
Glufosinate metabolite MPPA	$\mu\text{g/l}$	- $\pm$ -	- $\pm$ -	-	-	-
Glyphosate	$\mu\text{g/l}$	0.411 $\pm$ 0.0171	- $\pm$ -	0.0821	-	-
Metazachlor	$\mu\text{g/l}$	0.161 $\pm$ 0.00743	0.145 $\pm$ 0.0435	0.0193	89.9	-0.84
Metolachlor	$\mu\text{g/l}$	0.176 $\pm$ 0.00384	0.155 $\pm$ 0.0465	0.0264	88.1	-0.80
Metribuzin	$\mu\text{g/l}$	0.781 $\pm$ 0.0333	0.795 $\pm$ 0.2385	0.0781	102	0.18
Nicosulfuron	$\mu\text{g/l}$	0.286 $\pm$ 0.0712	0.12 $\pm$ 0.036	0.111	42	-1.49
Prometryn	$\mu\text{g/l}$	0.429 $\pm$ 0.0169	0.405 $\pm$ 0.1215	0.0558	94.4	-0.43
Propazine	$\mu\text{g/l}$	0.229 $\pm$ 0.00751	0.245 $\pm$ 0.0735	0.0297	107	0.55
s-Metolachlor Metabolite CGA 368208	$\mu\text{g/l}$	0.421 $\pm$ 0.0406	- $\pm$ -	0.059	-	-
s-Metolachlor Metabolite NOA 413173	$\mu\text{g/l}$	0.176 $\pm$ 0.0206	- $\pm$ -	0.0353	-	-
Sebuthylazine	$\mu\text{g/l}$	- $\pm$ -	- $\pm$ -	-	-	-
Simazine	$\mu\text{g/l}$	0.174 $\pm$ 0.00425	0.18 $\pm$ 0.054	0.0191	103	0.31
Terbuthylazine	$\mu\text{g/l}$	0.562 $\pm$ 0.0151	0.615 $\pm$ 0.1845	0.0618	109	0.86
Terbuthylazine-desethyl	$\mu\text{g/l}$	0.274 $\pm$ 0.00994	0.26 $\pm$ 0.078	0.0301	94.9	-0.46
Terbuthylazine Metabolite CGA 324007 (LM5)	$\mu\text{g/l}$	- $\pm$ -	- $\pm$ -	-	-	-
Terbuthylazine Metabolite SYN 545666 (LM6)	$\mu\text{g/l}$	0.154 $\pm$ 0.0201	0.15 $\pm$ 0.045	0.0369	97.5	-0.10

Summary of results Herbicides/pesticides - H003

Labcode: LC0019

Parameter	Unit	Assigned $\pm$ U (k=2) value	Result $\pm$ U	Criterion	Recovery [%]	z-Score
Terbutylazine Metabolite SYN 546009 (LM3)	$\mu\text{g/l}$	- $\pm$ -	- $\pm$ -	-	-	-
Terbutryn	$\mu\text{g/l}$	0.426 $\pm$ 0.0169	0.45 $\pm$ 0.135	0.0426	106	0.56
Tritosulfuron	$\mu\text{g/l}$	- $\pm$ -	- $\pm$ -	-	-	-

Sample: H003B

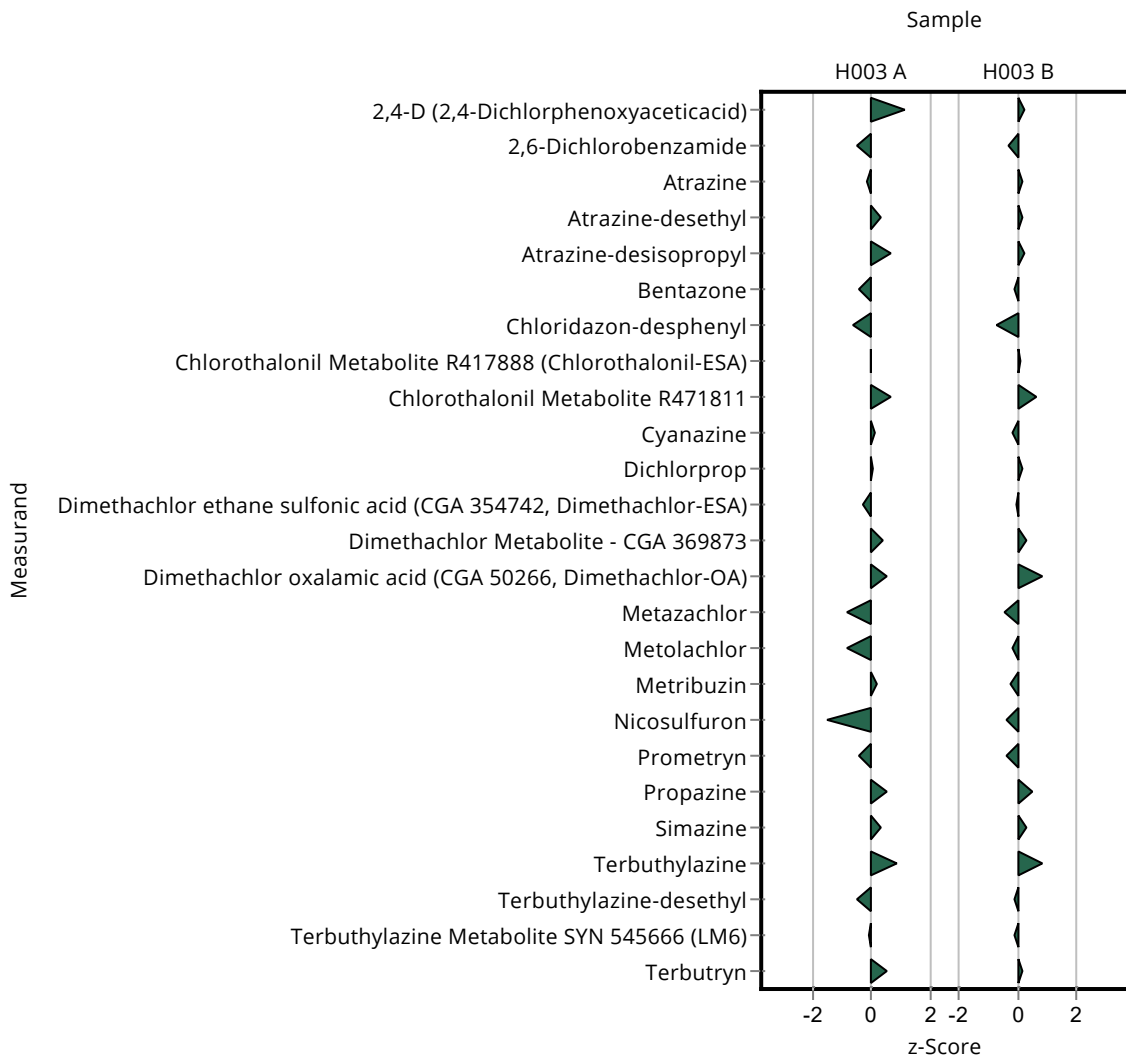
Parameter	Unit	Assigned $\pm$ U (k=2) value	Result $\pm$ U	Criterion	Recovery [%]	z-Score
2,4,5-Trichlorophenoxyacetic acid	$\mu\text{g/l}$	0.341 $\pm$ 0.0365	- $\pm$ -	0.0615	-	-
2,4-D (2,4-Dichlorophenoxyacetic acid)	$\mu\text{g/l}$	0.348 $\pm$ 0.0129	0.36 $\pm$ 0.108	0.0487	103	0.25
2,6-Dichlorobenzamide	$\mu\text{g/l}$	0.437 $\pm$ 0.017	0.415 $\pm$ 0.1245	0.0655	95	-0.33
Alachlor	$\mu\text{g/l}$	0.487 $\pm$ 0.0145	- $\pm$ -	0.0585	-	-
Alachlor-t-acid (Alachlor-OA)	$\mu\text{g/l}$	0.185 $\pm$ 0.0171	- $\pm$ -	0.0278	-	-
Alachlor-t-sulfonic acid (Alachlor-ESA)	$\mu\text{g/l}$	0.29 $\pm$ 0.0395	- $\pm$ -	0.0608	-	-
AMPA	$\mu\text{g/l}$	0.562 $\pm$ 0.0415	- $\pm$ -	0.073	-	-
Atrazine	$\mu\text{g/l}$	0.658 $\pm$ 0.0171	0.67 $\pm$ 0.201	0.0724	102	0.17
Atrazine-desethyl	$\mu\text{g/l}$	0.275 $\pm$ 0.0128	0.28 $\pm$ 0.084	0.033	102	0.15
Atrazine-desethyl-desisopropyl	$\mu\text{g/l}$	0.423 $\pm$ 0.0502	- $\pm$ -	0.131	-	-
Atrazine-desisopropyl	$\mu\text{g/l}$	0.242 $\pm$ 0.0176	0.25 $\pm$ 0.075	0.0387	103	0.21
Bentazone	$\mu\text{g/l}$	0.735 $\pm$ 0.0273	0.725 $\pm$ 0.2175	0.11	98.6	-0.09
Chloridazon-desphenyl	$\mu\text{g/l}$	0.245 $\pm$ 0.0118	0.225 $\pm$ 0.0675	0.0269	91.9	-0.74
Chlorothalonil-4-hydroxy	$\mu\text{g/l}$	- $\pm$ -	0.445 $\pm$ 0.1335	-	-	-
Chlorothalonil Metabolite R417888 (Chlorothalonil-ESA)	$\mu\text{g/l}$	0.423 $\pm$ 0.0247	0.43 $\pm$ 0.129	0.0845	102	0.09
Chlorothalonil Metabolite R471811	$\mu\text{g/l}$	0.644 $\pm$ 0.0996	0.745 $\pm$ 0.2235	0.167	116	0.60
Chlorothalonil Metabolite R611965 (3-carbamyl-2,4,5-trichlorobenzoic acid)	$\mu\text{g/l}$	- $\pm$ -	0.305 $\pm$ 0.0915	-	-	-
Chlorothalonil Metabolite R611968	$\mu\text{g/l}$	- $\pm$ -	0.185 $\pm$ 0.0555	-	-	-

Parameter	Unit	Assigned $\pm$ U (k=2) value	Result $\pm$ U	Criterion	Recovery [%]	z-Score
Chlorothalonil Metabolite SYN507900	$\mu\text{g/l}$	- $\pm$ -	0.305 $\pm$ 0.0915	-	-	-
Chlorothalonil Metabolite SYN548580	$\mu\text{g/l}$	- $\pm$ -	- $\pm$ -	-	-	-
Chlorothalonil Metabolite SYN548581	$\mu\text{g/l}$	- $\pm$ -	0.425 $\pm$ 0.1275	-	-	-
Clopyralid	$\mu\text{g/l}$	0.503 $\pm$ 0.059	- $\pm$ -	0.101	-	-
Cyanazine	$\mu\text{g/l}$	0.441 $\pm$ 0.0221	0.43 $\pm$ 0.129	0.0618	97.5	-0.18
Dicamba	$\mu\text{g/l}$	- $\pm$ -	- $\pm$ -	-	-	-
Dichlorprop	$\mu\text{g/l}$	0.295 $\pm$ 0.0109	0.3 $\pm$ 0.09	0.0354	102	0.15
Dimethachlor ethane sulfonic acid (CGA 354742, Dimethachlor-ESA)	$\mu\text{g/l}$	0.112 $\pm$ 0.00608	0.11 $\pm$ 0.033	0.0224	98.3	-0.09
Dimethachlor Metabolite - CGA 369873	$\mu\text{g/l}$	0.308 $\pm$ 0.0189	0.325 $\pm$ 0.0975	0.0617	105	0.27
Dimethachlor Metabolite - CGA 373464 (acetic acid methyl ester)	$\mu\text{g/l}$	- $\pm$ -	- $\pm$ -	-	-	-
Dimethachlor Metabolite - CGA 373464 (free acid)	$\mu\text{g/l}$	- $\pm$ -	- $\pm$ -	-	-	-
Dimethachlor oxalamic acid (CGA 50266, Dimethachlor-OA)	$\mu\text{g/l}$	0.449 $\pm$ 0.0607	0.54 $\pm$ 0.162	0.108	120	0.84
Glufosinate	$\mu\text{g/l}$	- $\pm$ -	- $\pm$ -	-	-	-
Glufosinate metabolite MPPA	$\mu\text{g/l}$	- $\pm$ -	- $\pm$ -	-	-	-
Glyphosate	$\mu\text{g/l}$	0.854 $\pm$ 0.0484	- $\pm$ -	0.171	-	-
Metazachlor	$\mu\text{g/l}$	0.153 $\pm$ 0.00654	0.145 $\pm$ 0.0435	0.0184	94.8	-0.43
Metolachlor	$\mu\text{g/l}$	0.385 $\pm$ 0.00907	0.375 $\pm$ 0.1125	0.0578	97.3	-0.18
Metribuzin	$\mu\text{g/l}$	0.374 $\pm$ 0.0099	0.365 $\pm$ 0.1095	0.0374	97.7	-0.23
Nicosulfuron	$\mu\text{g/l}$	0.88 $\pm$ 0.0652	0.79 $\pm$ 0.237	0.22	89.8	-0.41
Prometryn	$\mu\text{g/l}$	0.164 $\pm$ 0.00618	0.155 $\pm$ 0.0465	0.0213	94.7	-0.41
Propazine	$\mu\text{g/l}$	0.108 $\pm$ 0.0054	0.115 $\pm$ 0.0345	0.014	107	0.50
s-Metolachlor Metabolite CGA 368208	$\mu\text{g/l}$	0.182 $\pm$ 0.00883	- $\pm$ -	0.0182	-	-
s-Metolachlor Metabolite NOA 413173	$\mu\text{g/l}$	0.496 $\pm$ 0.0472	- $\pm$ -	0.0843	-	-

Summary of results Herbicides/pesticides - H003

Labcode: LC0019

Parameter	Unit	Assigned $\pm$ U (k=2) value	Result $\pm$ U	Criterion	Recovery [%]	z-Score
Sebuthylazine	$\mu\text{g/l}$	0.695 $\pm$ 0.0268	- $\pm$ -	0.0647	-	-
Simazine	$\mu\text{g/l}$	0.35 $\pm$ 0.0116	0.36 $\pm$ 0.108	0.0385	103	0.25
Terbuthylazine	$\mu\text{g/l}$	0.266 $\pm$ 0.00731	0.29 $\pm$ 0.087	0.0293	109	0.80
Terbuthylazine-desethyl	$\mu\text{g/l}$	0.546 $\pm$ 0.0206	0.54 $\pm$ 0.162	0.06	99	-0.09
Terbuthylazine Metabolite CGA 324007 (LM5)	$\mu\text{g/l}$	- $\pm$ -	- $\pm$ -	-	-	-
Terbuthylazine Metabolite SYN 545666 (LM6)	$\mu\text{g/l}$	0.318 $\pm$ 0.0221	0.315 $\pm$ 0.0945	0.0318	99.1	-0.09
Terbuthylazine Metabolite SYN 546009 (LM3)	$\mu\text{g/l}$	- $\pm$ -	- $\pm$ -	-	-	-
Terbutryn	$\mu\text{g/l}$	0.172 $\pm$ 0.00582	0.175 $\pm$ 0.0525	0.0172	102	0.18
Tritosulfuron	$\mu\text{g/l}$	- $\pm$ -	- $\pm$ -	-	-	-



## Sample: H003A

Parameter	Unit	Assigned $\pm$ U (k=2) value	Result $\pm$ U	Criterion	Recovery [%]	En-Score
2,4,5-Trichlorophenoxyacetic acid	$\mu\text{g/l}$	0.153 $\pm$ 0.0114	- $\pm$ -	0.0275	-	-
2,4-D (2,4-Dichlorphenoxyaceticacid)	$\mu\text{g/l}$	0.734 $\pm$ 0.0275	0.85 $\pm$ 0.255	0.103	116	0.23
2,6-Dichlorobenzamide	$\mu\text{g/l}$	0.217 $\pm$ 0.00924	0.2 $\pm$ 0.06	0.0325	92.3	-0.14
Alachlor	$\mu\text{g/l}$	0.106 $\pm$ 0.00457	- $\pm$ -	0.0127	-	-
Alachlor-t-acid (Alachlor-OA)	$\mu\text{g/l}$	0.935 $\pm$ 0.057	- $\pm$ -	0.14	-	-
Alachlor-t-sulfonic acid (Alachlor-ESA)	$\mu\text{g/l}$	0.291 $\pm$ 0.0115	- $\pm$ -	0.0378	-	-
AMPA	$\mu\text{g/l}$	1 $\pm$ 0.0378	- $\pm$ -	0.13	-	-
Atrazine	$\mu\text{g/l}$	0.153 $\pm$ 0.00407	0.15 $\pm$ 0.045	0.0168	98.3	-0.03
Atrazine-desethyl	$\mu\text{g/l}$	0.594 $\pm$ 0.0215	0.615 $\pm$ 0.1845	0.0712	104	0.06
Atrazine-desethyl-desisopropyl	$\mu\text{g/l}$	0.166 $\pm$ 0.0155	- $\pm$ -	0.0515	-	-
Atrazine-desisopropyl	$\mu\text{g/l}$	0.245 $\pm$ 0.0211	0.275 $\pm$ 0.0825	0.0441	112	0.18
Bentazone	$\mu\text{g/l}$	0.166 $\pm$ 0.00606	0.155 $\pm$ 0.0465	0.0248	93.6	-0.11
Chloridazon-desphenyl	$\mu\text{g/l}$	0.129 $\pm$ 0.00676	0.12 $\pm$ 0.036	0.0142	93	-0.12
Chlorothalonil-4-hydroxy	$\mu\text{g/l}$	- $\pm$ -	0.23 $\pm$ 0.069	-	-	-
Chlorothalonil Metabolite R417888 (Chlorothalonil-ESA)	$\mu\text{g/l}$	0.0798 $\pm$ 0.00395	0.08 $\pm$ 0.024	0.016	100	0.00
Chlorothalonil Metabolite R471811	$\mu\text{g/l}$	0.187 $\pm$ 0.0395	0.23 $\pm$ 0.069	0.0655	123	0.30
Chlorothalonil Metabolite R611965 (3-carbamyl-2,4,5-trichlorobenzoic acid)	$\mu\text{g/l}$	- $\pm$ -	0.19 $\pm$ 0.057	-	-	-
Chlorothalonil Metabolite R611968	$\mu\text{g/l}$	- $\pm$ -	0.185 $\pm$ 0.0555	-	-	-
Chlorothalonil Metabolite SYN507900	$\mu\text{g/l}$	- $\pm$ -	0.15 $\pm$ 0.045	-	-	-
Chlorothalonil Metabolite SYN548580	$\mu\text{g/l}$	- $\pm$ -	- $\pm$ -	-	-	-
Chlorothalonil Metabolite SYN548581	$\mu\text{g/l}$	- $\pm$ -	0.805 $\pm$ 0.2415	-	-	-
Clopyralid	$\mu\text{g/l}$	0.24 $\pm$ 0.0285	- $\pm$ -	0.048	-	-
Cyanazine	$\mu\text{g/l}$	0.167 $\pm$ 0.00751	0.17 $\pm$ 0.051	0.0234	102	0.03

Parameter	Unit	Assigned $\pm$ U (k=2) value	Result $\pm$ U	Criterion	Recovery [%]	En-Score
Dicamba	$\mu\text{g/l}$	- $\pm$ -	- $\pm$ -	-	-	-
Dichlorprop	$\mu\text{g/l}$	0.553 $\pm$ 0.0349	0.555 $\pm$ 0.1665	0.0664	100	0.00
Dimethachlor ethane sulfonic acid (CGA 354742, Dimethachlor-ESA)	$\mu\text{g/l}$	0.233 $\pm$ 0.0174	0.22 $\pm$ 0.066	0.0465	94.6	-0.09
Dimethachlor Metabolite - CGA 369873	$\mu\text{g/l}$	0.144 $\pm$ 0.00926	0.155 $\pm$ 0.0465	0.0288	108	0.12
Dimethachlor Metabolite - CGA 373464 (acetic acid methyl ester)	$\mu\text{g/l}$	- $\pm$ -	- $\pm$ -	-	-	-
Dimethachlor Metabolite - CGA 373464 (free acid)	$\mu\text{g/l}$	- $\pm$ -	- $\pm$ -	-	-	-
Dimethachlor oxalamic acid (CGA 50266, Dimethachlor-OA)	$\mu\text{g/l}$	0.43 $\pm$ 0.0555	0.485 $\pm$ 0.1455	0.099	113	0.18
Glufosinate	$\mu\text{g/l}$	- $\pm$ -	- $\pm$ -	-	-	-
Glufosinate metabolite MPPA	$\mu\text{g/l}$	- $\pm$ -	- $\pm$ -	-	-	-
Glyphosate	$\mu\text{g/l}$	0.411 $\pm$ 0.0171	- $\pm$ -	0.0821	-	-
Metazachlor	$\mu\text{g/l}$	0.161 $\pm$ 0.00743	0.145 $\pm$ 0.0435	0.0193	89.9	-0.19
Metolachlor	$\mu\text{g/l}$	0.176 $\pm$ 0.00384	0.155 $\pm$ 0.0465	0.0264	88.1	-0.23
Metribuzin	$\mu\text{g/l}$	0.781 $\pm$ 0.0333	0.795 $\pm$ 0.2385	0.0781	102	0.03
Nicosulfuron	$\mu\text{g/l}$	0.286 $\pm$ 0.0712	0.12 $\pm$ 0.036	0.111	42	-1.64
Prometryn	$\mu\text{g/l}$	0.429 $\pm$ 0.0169	0.405 $\pm$ 0.1215	0.0558	94.4	-0.10
Propazine	$\mu\text{g/l}$	0.229 $\pm$ 0.00751	0.245 $\pm$ 0.0735	0.0297	107	0.11
s-Metolachlor Metabolite CGA 368208	$\mu\text{g/l}$	0.421 $\pm$ 0.0406	- $\pm$ -	0.059	-	-
s-Metolachlor Metabolite NOA 413173	$\mu\text{g/l}$	0.176 $\pm$ 0.0206	- $\pm$ -	0.0353	-	-
Sebuthylazine	$\mu\text{g/l}$	- $\pm$ -	- $\pm$ -	-	-	-
Simazine	$\mu\text{g/l}$	0.174 $\pm$ 0.00425	0.18 $\pm$ 0.054	0.0191	103	0.05
Terbuthylazine	$\mu\text{g/l}$	0.562 $\pm$ 0.0151	0.615 $\pm$ 0.1845	0.0618	109	0.14
Terbuthylazine-desethyl	$\mu\text{g/l}$	0.274 $\pm$ 0.00994	0.26 $\pm$ 0.078	0.0301	94.9	-0.09
Terbuthylazine Metabolite CGA 324007 (LM5)	$\mu\text{g/l}$	- $\pm$ -	- $\pm$ -	-	-	-
Terbuthylazine Metabolite SYN 545666 (LM6)	$\mu\text{g/l}$	0.154 $\pm$ 0.0201	0.15 $\pm$ 0.045	0.0369	97.5	-0.04

Parameter	Unit	Assigned $\pm$ U (k=2) value	Result $\pm$ U	Criterion	Recovery [%]	En-Score
Terbutylazine Metabolite SYN 546009 (LM3)	$\mu\text{g/l}$	- $\pm$ -	- $\pm$ -	-	-	-
Terbutryn	$\mu\text{g/l}$	0.426 $\pm$ 0.0169	0.45 $\pm$ 0.135	0.0426	106	0.09
Tritosulfuron	$\mu\text{g/l}$	- $\pm$ -	- $\pm$ -	-	-	-

## Sample: H003B

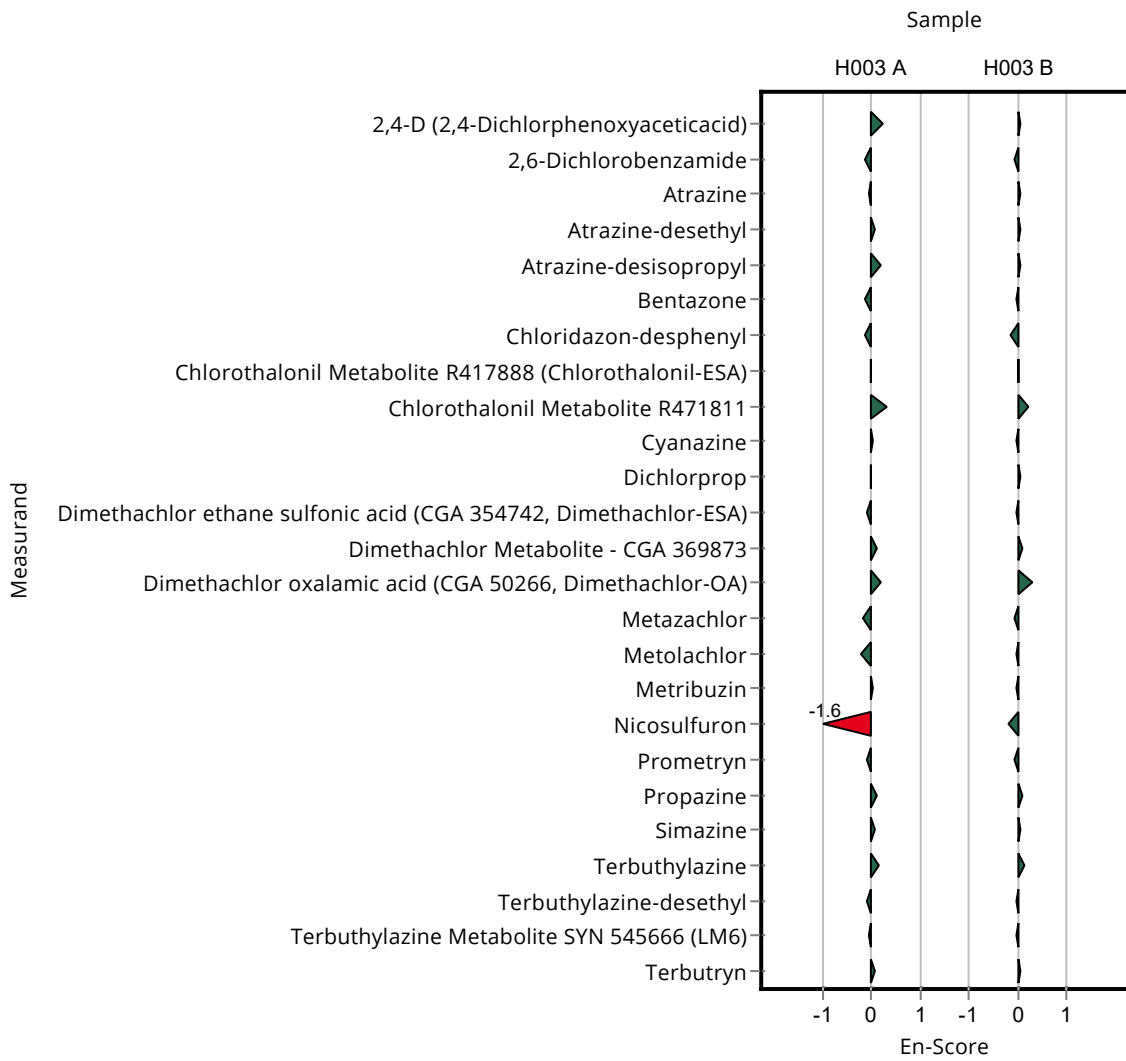
Parameter	Unit	Assigned $\pm$ U (k=2) value	Result $\pm$ U	Criterion	Recovery [%]	En-Score
2,4,5-Trichlorophenoxyacetic acid	$\mu\text{g/l}$	0.341 $\pm$ 0.0365	- $\pm$ -	0.0615	-	-
2,4-D (2,4-Dichlorophenoxyacetic acid)	$\mu\text{g/l}$	0.348 $\pm$ 0.0129	0.36 $\pm$ 0.108	0.0487	103	0.06
2,6-Dichlorobenzamide	$\mu\text{g/l}$	0.437 $\pm$ 0.017	0.415 $\pm$ 0.1245	0.0655	95	-0.09
Alachlor	$\mu\text{g/l}$	0.487 $\pm$ 0.0145	- $\pm$ -	0.0585	-	-
Alachlor-t-acid (Alachlor-OA)	$\mu\text{g/l}$	0.185 $\pm$ 0.0171	- $\pm$ -	0.0278	-	-
Alachlor-t-sulfonic acid (Alachlor-ESA)	$\mu\text{g/l}$	0.29 $\pm$ 0.0395	- $\pm$ -	0.0608	-	-
AMPA	$\mu\text{g/l}$	0.562 $\pm$ 0.0415	- $\pm$ -	0.073	-	-
Atrazine	$\mu\text{g/l}$	0.658 $\pm$ 0.0171	0.67 $\pm$ 0.201	0.0724	102	0.03
Atrazine-desethyl	$\mu\text{g/l}$	0.275 $\pm$ 0.0128	0.28 $\pm$ 0.084	0.033	102	0.03
Atrazine-desethyl-desisopropyl	$\mu\text{g/l}$	0.423 $\pm$ 0.0502	- $\pm$ -	0.131	-	-
Atrazine-desisopropyl	$\mu\text{g/l}$	0.242 $\pm$ 0.0176	0.25 $\pm$ 0.075	0.0387	103	0.05
Bentazone	$\mu\text{g/l}$	0.735 $\pm$ 0.0273	0.725 $\pm$ 0.2175	0.11	98.6	-0.02
Chloridazon-desphenyl	$\mu\text{g/l}$	0.245 $\pm$ 0.0118	0.225 $\pm$ 0.0675	0.0269	91.9	-0.15
Chlorothalonil-4-hydroxy	$\mu\text{g/l}$	- $\pm$ -	0.445 $\pm$ 0.1335	-	-	-
Chlorothalonil Metabolite R417888 (Chlorothalonil-ESA)	$\mu\text{g/l}$	0.423 $\pm$ 0.0247	0.43 $\pm$ 0.129	0.0845	102	0.03
Chlorothalonil Metabolite R471811	$\mu\text{g/l}$	0.644 $\pm$ 0.0996	0.745 $\pm$ 0.2235	0.167	116	0.22
Chlorothalonil Metabolite R611965 (3-carbamyl-2,4,5-trichlorobenzoic acid)	$\mu\text{g/l}$	- $\pm$ -	0.305 $\pm$ 0.0915	-	-	-
Chlorothalonil Metabolite R611968	$\mu\text{g/l}$	- $\pm$ -	0.185 $\pm$ 0.0555	-	-	-

Parameter	Unit	Assigned $\pm$ U (k=2) value	Result $\pm$ U	Criterion	Recovery [%]	En-Score
Chlorothalonil Metabolite SYN507900	$\mu\text{g/l}$	- $\pm$ -	0.305 $\pm$ 0.0915	-	-	-
Chlorothalonil Metabolite SYN548580	$\mu\text{g/l}$	- $\pm$ -	- $\pm$ -	-	-	-
Chlorothalonil Metabolite SYN548581	$\mu\text{g/l}$	- $\pm$ -	0.425 $\pm$ 0.1275	-	-	-
Clopyralid	$\mu\text{g/l}$	0.503 $\pm$ 0.059	- $\pm$ -	0.101	-	-
Cyanazine	$\mu\text{g/l}$	0.441 $\pm$ 0.0221	0.43 $\pm$ 0.129	0.0618	97.5	-0.04
Dicamba	$\mu\text{g/l}$	- $\pm$ -	- $\pm$ -	-	-	-
Dichlorprop	$\mu\text{g/l}$	0.295 $\pm$ 0.0109	0.3 $\pm$ 0.09	0.0354	102	0.03
Dimethachlor ethane sulfonic acid (CGA 354742, Dimethachlor-ESA)	$\mu\text{g/l}$	0.112 $\pm$ 0.00608	0.11 $\pm$ 0.033	0.0224	98.3	-0.03
Dimethachlor Metabolite - CGA 369873	$\mu\text{g/l}$	0.308 $\pm$ 0.0189	0.325 $\pm$ 0.0975	0.0617	105	0.09
Dimethachlor Metabolite - CGA 373464 (acetic acid methyl ester)	$\mu\text{g/l}$	- $\pm$ -	- $\pm$ -	-	-	-
Dimethachlor Metabolite - CGA 373464 (free acid)	$\mu\text{g/l}$	- $\pm$ -	- $\pm$ -	-	-	-
Dimethachlor oxalamic acid (CGA 50266, Dimethachlor-OA)	$\mu\text{g/l}$	0.449 $\pm$ 0.0607	0.54 $\pm$ 0.162	0.108	120	0.28
Glufosinate	$\mu\text{g/l}$	- $\pm$ -	- $\pm$ -	-	-	-
Glufosinate metabolite MPPA	$\mu\text{g/l}$	- $\pm$ -	- $\pm$ -	-	-	-
Glyphosate	$\mu\text{g/l}$	0.854 $\pm$ 0.0484	- $\pm$ -	0.171	-	-
Metazachlor	$\mu\text{g/l}$	0.153 $\pm$ 0.00654	0.145 $\pm$ 0.0435	0.0184	94.8	-0.09
Metolachlor	$\mu\text{g/l}$	0.385 $\pm$ 0.00907	0.375 $\pm$ 0.1125	0.0578	97.3	-0.05
Metribuzin	$\mu\text{g/l}$	0.374 $\pm$ 0.0099	0.365 $\pm$ 0.1095	0.0374	97.7	-0.04
Nicosulfuron	$\mu\text{g/l}$	0.88 $\pm$ 0.0652	0.79 $\pm$ 0.237	0.22	89.8	-0.19
Prometryn	$\mu\text{g/l}$	0.164 $\pm$ 0.00618	0.155 $\pm$ 0.0465	0.0213	94.7	-0.09
Propazine	$\mu\text{g/l}$	0.108 $\pm$ 0.0054	0.115 $\pm$ 0.0345	0.014	107	0.10
s-Metolachlor Metabolite CGA 368208	$\mu\text{g/l}$	0.182 $\pm$ 0.00883	- $\pm$ -	0.0182	-	-
s-Metolachlor Metabolite NOA 413173	$\mu\text{g/l}$	0.496 $\pm$ 0.0472	- $\pm$ -	0.0843	-	-

Summary of results Herbicides/pesticides - H003 - En-Score

Labcode: LC0019

Parameter	Unit	Assigned $\pm$ U (k=2) value	Result $\pm$ U	Criterion	Recovery [%]	En-Score
Sebuthylazine	$\mu\text{g/l}$	0.695 $\pm$ 0.0268	- $\pm$ -	0.0647	-	-
Simazine	$\mu\text{g/l}$	0.35 $\pm$ 0.0116	0.36 $\pm$ 0.108	0.0385	103	0.04
Terbuthylazine	$\mu\text{g/l}$	0.266 $\pm$ 0.00731	0.29 $\pm$ 0.087	0.0293	109	0.14
Terbuthylazine-desethyl	$\mu\text{g/l}$	0.546 $\pm$ 0.0206	0.54 $\pm$ 0.162	0.06	99	-0.02
Terbuthylazine Metabolite CGA 324007 (LM5)	$\mu\text{g/l}$	- $\pm$ -	- $\pm$ -	-	-	-
Terbuthylazine Metabolite SYN 545666 (LM6)	$\mu\text{g/l}$	0.318 $\pm$ 0.0221	0.315 $\pm$ 0.0945	0.0318	99.1	-0.01
Terbuthylazine Metabolite SYN 546009 (LM3)	$\mu\text{g/l}$	- $\pm$ -	- $\pm$ -	-	-	-
Terbutryn	$\mu\text{g/l}$	0.172 $\pm$ 0.00582	0.175 $\pm$ 0.0525	0.0172	102	0.03
Tritosulfuron	$\mu\text{g/l}$	- $\pm$ -	- $\pm$ -	-	-	-



## Sample: H003A

Parameter	Unit	Assigned $\pm$ U (k=2) value	Result $\pm$ U	Criterion	Recovery [%]	z-Score
2,4,5-Trichlorophenoxyacetic acid	$\mu\text{g/l}$	0.153 $\pm$ 0.0114	- $\pm$ -	0.0275	-	-
2,4-D (2,4-Dichlorphenoxyaceticacid)	$\mu\text{g/l}$	0.734 $\pm$ 0.0275	- $\pm$ -	0.103	-	-
2,6-Dichlorobenzamide	$\mu\text{g/l}$	0.217 $\pm$ 0.00924	- $\pm$ -	0.0325	-	-
Alachlor	$\mu\text{g/l}$	0.106 $\pm$ 0.00457	- $\pm$ -	0.0127	-	-
Alachlor-t-acid (Alachlor-OA)	$\mu\text{g/l}$	0.935 $\pm$ 0.057	- $\pm$ -	0.14	-	-
Alachlor-t-sulfonic acid (Alachlor-ESA)	$\mu\text{g/l}$	0.291 $\pm$ 0.0115	- $\pm$ -	0.0378	-	-
AMPA	$\mu\text{g/l}$	1 $\pm$ 0.0378	- $\pm$ -	0.13	-	-
Atrazine	$\mu\text{g/l}$	0.153 $\pm$ 0.00407	- $\pm$ -	0.0168	-	-
Atrazine-desethyl	$\mu\text{g/l}$	0.594 $\pm$ 0.0215	0.59 $\pm$ 0.14	0.0712	99.4	-0.05
Atrazine-desethyl-desisopropyl	$\mu\text{g/l}$	0.166 $\pm$ 0.0155	- $\pm$ -	0.0515	-	-
Atrazine-desisopropyl	$\mu\text{g/l}$	0.245 $\pm$ 0.0211	- $\pm$ -	0.0441	-	-
Bentazone	$\mu\text{g/l}$	0.166 $\pm$ 0.00606	- $\pm$ -	0.0248	-	-
Chloridazon-desphenyl	$\mu\text{g/l}$	0.129 $\pm$ 0.00676	- $\pm$ -	0.0142	-	-
Chlorothalonil-4-hydroxy	$\mu\text{g/l}$	- $\pm$ -	- $\pm$ -	-	-	-
Chlorothalonil Metabolite R417888 (Chlorothalonil-ESA)	$\mu\text{g/l}$	0.0798 $\pm$ 0.00395	- $\pm$ -	0.016	-	-
Chlorothalonil Metabolite R471811	$\mu\text{g/l}$	0.187 $\pm$ 0.0395	- $\pm$ -	0.0655	-	-
Chlorothalonil Metabolite R611965 (3-carbamyl-2,4,5-trichlorobenzoic acid)	$\mu\text{g/l}$	- $\pm$ -	- $\pm$ -	-	-	-
Chlorothalonil Metabolite R611968	$\mu\text{g/l}$	- $\pm$ -	- $\pm$ -	-	-	-
Chlorothalonil Metabolite SYN507900	$\mu\text{g/l}$	- $\pm$ -	- $\pm$ -	-	-	-
Chlorothalonil Metabolite SYN548580	$\mu\text{g/l}$	- $\pm$ -	- $\pm$ -	-	-	-
Chlorothalonil Metabolite SYN548581	$\mu\text{g/l}$	- $\pm$ -	- $\pm$ -	-	-	-
Clopyralid	$\mu\text{g/l}$	0.24 $\pm$ 0.0285	- $\pm$ -	0.048	-	-
Cyanazine	$\mu\text{g/l}$	0.167 $\pm$ 0.00751	- $\pm$ -	0.0234	-	-

Parameter	Unit	Assigned $\pm$ U (k=2) value	Result $\pm$ U	Criterion	Recovery [%]	z-Score
Dicamba	$\mu\text{g/l}$	- $\pm$ -	- $\pm$ -	-	-	-
Dichlorprop	$\mu\text{g/l}$	0.553 $\pm$ 0.0349	- $\pm$ -	0.0664	-	-
Dimethachlor ethane sulfonic acid (CGA 354742, Dimethachlor-ESA)	$\mu\text{g/l}$	0.233 $\pm$ 0.0174	- $\pm$ -	0.0465	-	-
Dimethachlor Metabolite - CGA 369873	$\mu\text{g/l}$	0.144 $\pm$ 0.00926	- $\pm$ -	0.0288	-	-
Dimethachlor Metabolite - CGA 373464 (acetic acid methyl ester)	$\mu\text{g/l}$	- $\pm$ -	- $\pm$ -	-	-	-
Dimethachlor Metabolite - CGA 373464 (free acid)	$\mu\text{g/l}$	- $\pm$ -	- $\pm$ -	-	-	-
Dimethachlor oxalamic acid (CGA 50266, Dimethachlor-OA)	$\mu\text{g/l}$	0.43 $\pm$ 0.0555	- $\pm$ -	0.099	-	-
Glufosinate	$\mu\text{g/l}$	- $\pm$ -	- $\pm$ -	-	-	-
Glufosinate metabolite MPPA	$\mu\text{g/l}$	- $\pm$ -	- $\pm$ -	-	-	-
Glyphosate	$\mu\text{g/l}$	0.411 $\pm$ 0.0171	- $\pm$ -	0.0821	-	-
Metazachlor	$\mu\text{g/l}$	0.161 $\pm$ 0.00743	- $\pm$ -	0.0193	-	-
Metolachlor	$\mu\text{g/l}$	0.176 $\pm$ 0.00384	- $\pm$ -	0.0264	-	-
Metribuzin	$\mu\text{g/l}$	0.781 $\pm$ 0.0333	- $\pm$ -	0.0781	-	-
Nicosulfuron	$\mu\text{g/l}$	0.286 $\pm$ 0.0712	- $\pm$ -	0.111	-	-
Prometryn	$\mu\text{g/l}$	0.429 $\pm$ 0.0169	- $\pm$ -	0.0558	-	-
Propazine	$\mu\text{g/l}$	0.229 $\pm$ 0.00751	- $\pm$ -	0.0297	-	-
s-Metolachlor Metabolite CGA 368208	$\mu\text{g/l}$	0.421 $\pm$ 0.0406	- $\pm$ -	0.059	-	-
s-Metolachlor Metabolite NOA 413173	$\mu\text{g/l}$	0.176 $\pm$ 0.0206	- $\pm$ -	0.0353	-	-
Sebuthylazine	$\mu\text{g/l}$	- $\pm$ -	- $\pm$ -	-	-	-
Simazine	$\mu\text{g/l}$	0.174 $\pm$ 0.00425	- $\pm$ -	0.0191	-	-
Terbuthylazine	$\mu\text{g/l}$	0.562 $\pm$ 0.0151	- $\pm$ -	0.0618	-	-
Terbuthylazine-desethyl	$\mu\text{g/l}$	0.274 $\pm$ 0.00994	0.292 $\pm$ 0.075	0.0301	107	0.60
Terbuthylazine Metabolite CGA 324007 (LM5)	$\mu\text{g/l}$	- $\pm$ -	- $\pm$ -	-	-	-
Terbuthylazine Metabolite SYN 545666 (LM6)	$\mu\text{g/l}$	0.154 $\pm$ 0.0201	- $\pm$ -	0.0369	-	-

Summary of results Herbicides/pesticides - H003

Labcode: LC0020

Parameter	Unit	Assigned $\pm$ U (k=2) value	Result $\pm$ U	Criterion	Recovery [%]	z-Score
Terbutylazine Metabolite SYN 546009 (LM3)	$\mu\text{g/l}$	- $\pm$ -	- $\pm$ -	-	-	-
Terbutryn	$\mu\text{g/l}$	0.426 $\pm$ 0.0169	- $\pm$ -	0.0426	-	-
Tritosulfuron	$\mu\text{g/l}$	- $\pm$ -	- $\pm$ -	-	-	-

Sample: H003B

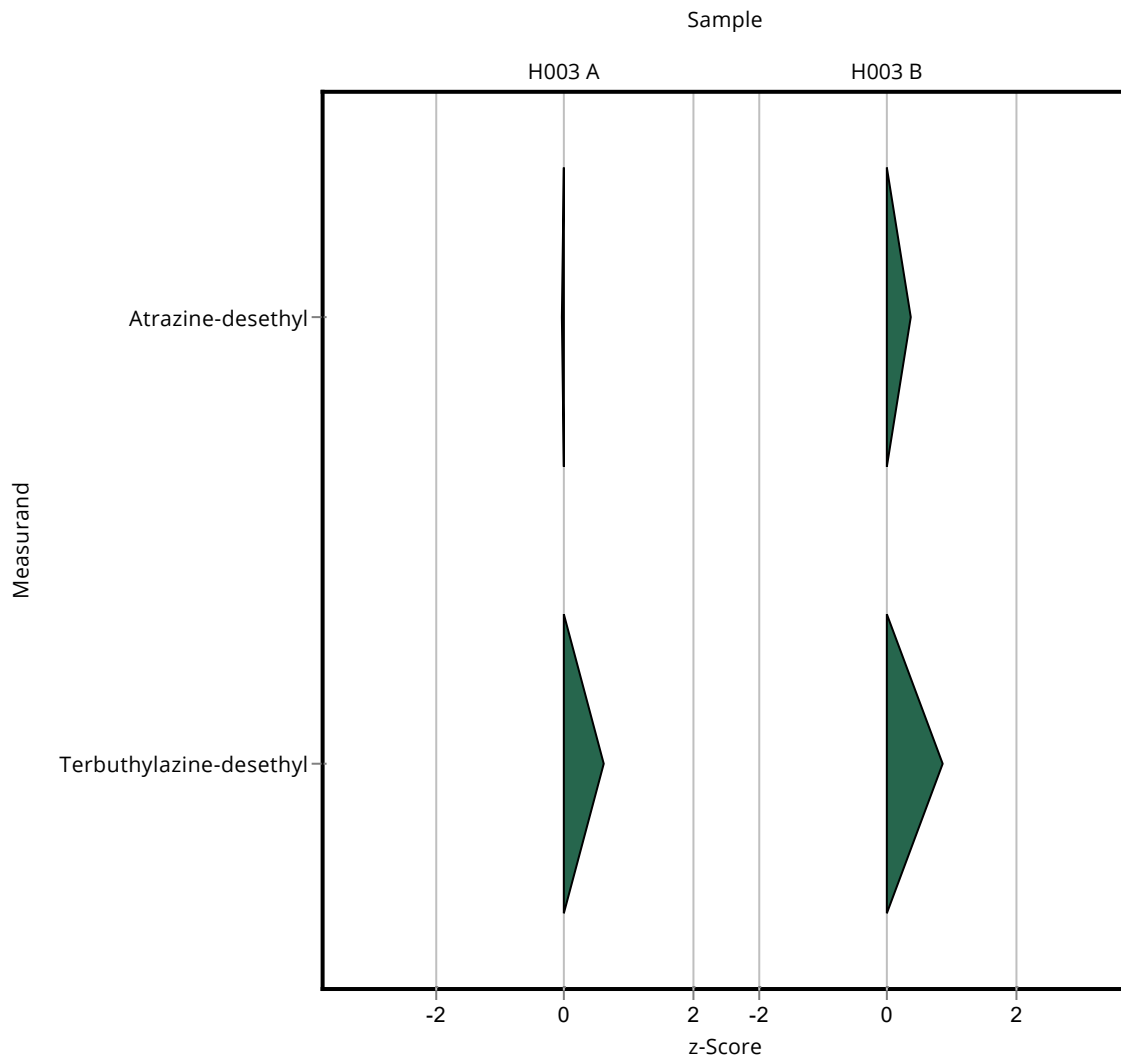
Parameter	Unit	Assigned $\pm$ U (k=2) value	Result $\pm$ U	Criterion	Recovery [%]	z-Score
2,4,5-Trichlorophenoxyacetic acid	$\mu\text{g/l}$	0.341 $\pm$ 0.0365	- $\pm$ -	0.0615	-	-
2,4-D (2,4-Dichlorophenoxyacetic acid)	$\mu\text{g/l}$	0.348 $\pm$ 0.0129	- $\pm$ -	0.0487	-	-
2,6-Dichlorobenzamide	$\mu\text{g/l}$	0.437 $\pm$ 0.017	- $\pm$ -	0.0655	-	-
Alachlor	$\mu\text{g/l}$	0.487 $\pm$ 0.0145	- $\pm$ -	0.0585	-	-
Alachlor-t-acid (Alachlor-OA)	$\mu\text{g/l}$	0.185 $\pm$ 0.0171	- $\pm$ -	0.0278	-	-
Alachlor-t-sulfonic acid (Alachlor-ESA)	$\mu\text{g/l}$	0.29 $\pm$ 0.0395	- $\pm$ -	0.0608	-	-
AMPA	$\mu\text{g/l}$	0.562 $\pm$ 0.0415	- $\pm$ -	0.073	-	-
Atrazine	$\mu\text{g/l}$	0.658 $\pm$ 0.0171	- $\pm$ -	0.0724	-	-
Atrazine-desethyl	$\mu\text{g/l}$	0.275 $\pm$ 0.0128	0.287 $\pm$ 0.068	0.033	104	0.37
Atrazine-desethyl-desisopropyl	$\mu\text{g/l}$	0.423 $\pm$ 0.0502	- $\pm$ -	0.131	-	-
Atrazine-desisopropyl	$\mu\text{g/l}$	0.242 $\pm$ 0.0176	- $\pm$ -	0.0387	-	-
Bentazone	$\mu\text{g/l}$	0.735 $\pm$ 0.0273	- $\pm$ -	0.11	-	-
Chloridazon-desphenyl	$\mu\text{g/l}$	0.245 $\pm$ 0.0118	- $\pm$ -	0.0269	-	-
Chlorothalonil-4-hydroxy	$\mu\text{g/l}$	- $\pm$ -	- $\pm$ -	-	-	-
Chlorothalonil Metabolite R417888 (Chlorothalonil-ESA)	$\mu\text{g/l}$	0.423 $\pm$ 0.0247	- $\pm$ -	0.0845	-	-
Chlorothalonil Metabolite R471811	$\mu\text{g/l}$	0.644 $\pm$ 0.0996	- $\pm$ -	0.167	-	-
Chlorothalonil Metabolite R611965 (3-carbamyl-2,4,5-trichlorobenzoic acid)	$\mu\text{g/l}$	- $\pm$ -	- $\pm$ -	-	-	-
Chlorothalonil Metabolite R611968	$\mu\text{g/l}$	- $\pm$ -	- $\pm$ -	-	-	-

Parameter	Unit	Assigned $\pm$ U (k=2) value	Result $\pm$ U	Criterion	Recovery [%]	z-Score
Chlorothalonil Metabolite SYN507900	$\mu\text{g/l}$	- $\pm$ -	- $\pm$ -	-	-	-
Chlorothalonil Metabolite SYN548580	$\mu\text{g/l}$	- $\pm$ -	- $\pm$ -	-	-	-
Chlorothalonil Metabolite SYN548581	$\mu\text{g/l}$	- $\pm$ -	- $\pm$ -	-	-	-
Clopyralid	$\mu\text{g/l}$	0.503 $\pm$ 0.059	- $\pm$ -	0.101	-	-
Cyanazine	$\mu\text{g/l}$	0.441 $\pm$ 0.0221	- $\pm$ -	0.0618	-	-
Dicamba	$\mu\text{g/l}$	- $\pm$ -	- $\pm$ -	-	-	-
Dichlorprop	$\mu\text{g/l}$	0.295 $\pm$ 0.0109	- $\pm$ -	0.0354	-	-
Dimethachlor ethane sulfonic acid (CGA 354742, Dimethachlor-ESA)	$\mu\text{g/l}$	0.112 $\pm$ 0.00608	- $\pm$ -	0.0224	-	-
Dimethachlor Metabolite - CGA 369873	$\mu\text{g/l}$	0.308 $\pm$ 0.0189	- $\pm$ -	0.0617	-	-
Dimethachlor Metabolite - CGA 373464 (acetic acid methyl ester)	$\mu\text{g/l}$	- $\pm$ -	- $\pm$ -	-	-	-
Dimethachlor Metabolite - CGA 373464 (free acid)	$\mu\text{g/l}$	- $\pm$ -	- $\pm$ -	-	-	-
Dimethachlor oxalamic acid (CGA 50266, Dimethachlor-OA)	$\mu\text{g/l}$	0.449 $\pm$ 0.0607	- $\pm$ -	0.108	-	-
Glufosinate	$\mu\text{g/l}$	- $\pm$ -	- $\pm$ -	-	-	-
Glufosinate metabolite MPPA	$\mu\text{g/l}$	- $\pm$ -	- $\pm$ -	-	-	-
Glyphosate	$\mu\text{g/l}$	0.854 $\pm$ 0.0484	- $\pm$ -	0.171	-	-
Metazachlor	$\mu\text{g/l}$	0.153 $\pm$ 0.00654	- $\pm$ -	0.0184	-	-
Metolachlor	$\mu\text{g/l}$	0.385 $\pm$ 0.00907	- $\pm$ -	0.0578	-	-
Metribuzin	$\mu\text{g/l}$	0.374 $\pm$ 0.0099	- $\pm$ -	0.0374	-	-
Nicosulfuron	$\mu\text{g/l}$	0.88 $\pm$ 0.0652	- $\pm$ -	0.22	-	-
Prometryn	$\mu\text{g/l}$	0.164 $\pm$ 0.00618	- $\pm$ -	0.0213	-	-
Propazine	$\mu\text{g/l}$	0.108 $\pm$ 0.0054	- $\pm$ -	0.014	-	-
s-Metolachlor Metabolite CGA 368208	$\mu\text{g/l}$	0.182 $\pm$ 0.00883	- $\pm$ -	0.0182	-	-
s-Metolachlor Metabolite NOA 413173	$\mu\text{g/l}$	0.496 $\pm$ 0.0472	- $\pm$ -	0.0843	-	-

Summary of results Herbicides/pesticides - H003

Labcode: LC0020

Parameter	Unit	Assigned $\pm$ U (k=2) value	Result $\pm$ U	Criterion	Recovery [%]	z-Score
Sebuthylazine	$\mu\text{g/l}$	0.695 $\pm$ 0.0268	- $\pm$ -	0.0647	-	-
Simazine	$\mu\text{g/l}$	0.35 $\pm$ 0.0116	- $\pm$ -	0.0385	-	-
Terbuthylazine	$\mu\text{g/l}$	0.266 $\pm$ 0.00731	- $\pm$ -	0.0293	-	-
Terbuthylazine-desethyl	$\mu\text{g/l}$	0.546 $\pm$ 0.0206	0.597 $\pm$ 0.155	0.06	109	0.86
Terbuthylazine Metabolite CGA 324007 (LM5)	$\mu\text{g/l}$	- $\pm$ -	- $\pm$ -	-	-	-
Terbuthylazine Metabolite SYN 545666 (LM6)	$\mu\text{g/l}$	0.318 $\pm$ 0.0221	- $\pm$ -	0.0318	-	-
Terbuthylazine Metabolite SYN 546009 (LM3)	$\mu\text{g/l}$	- $\pm$ -	- $\pm$ -	-	-	-
Terbutryn	$\mu\text{g/l}$	0.172 $\pm$ 0.00582	- $\pm$ -	0.0172	-	-
Tritosulfuron	$\mu\text{g/l}$	- $\pm$ -	- $\pm$ -	-	-	-



## Sample: H003A

Parameter	Unit	Assigned $\pm$ U (k=2) value	Result $\pm$ U	Criterion	Recovery [%]	En-Score
2,4,5-Trichlorophenoxyacetic acid	$\mu\text{g/l}$	0.153 $\pm$ 0.0114	- $\pm$ -	0.0275	-	-
2,4-D (2,4-Dichlorophenoxyacetic acid)	$\mu\text{g/l}$	0.734 $\pm$ 0.0275	- $\pm$ -	0.103	-	-
2,6-Dichlorobenzamide	$\mu\text{g/l}$	0.217 $\pm$ 0.00924	- $\pm$ -	0.0325	-	-
Alachlor	$\mu\text{g/l}$	0.106 $\pm$ 0.00457	- $\pm$ -	0.0127	-	-
Alachlor-t-acid (Alachlor-OA)	$\mu\text{g/l}$	0.935 $\pm$ 0.057	- $\pm$ -	0.14	-	-
Alachlor-t-sulfonic acid (Alachlor-ESA)	$\mu\text{g/l}$	0.291 $\pm$ 0.0115	- $\pm$ -	0.0378	-	-
AMPA	$\mu\text{g/l}$	1 $\pm$ 0.0378	- $\pm$ -	0.13	-	-
Atrazine	$\mu\text{g/l}$	0.153 $\pm$ 0.00407	- $\pm$ -	0.0168	-	-
Atrazine-desethyl	$\mu\text{g/l}$	0.594 $\pm$ 0.0215	0.59 $\pm$ 0.14	0.0712	99.4	-0.01
Atrazine-desethyl-desisopropyl	$\mu\text{g/l}$	0.166 $\pm$ 0.0155	- $\pm$ -	0.0515	-	-
Atrazine-desisopropyl	$\mu\text{g/l}$	0.245 $\pm$ 0.0211	- $\pm$ -	0.0441	-	-
Bentazone	$\mu\text{g/l}$	0.166 $\pm$ 0.00606	- $\pm$ -	0.0248	-	-
Chloridazon-desphenyl	$\mu\text{g/l}$	0.129 $\pm$ 0.00676	- $\pm$ -	0.0142	-	-
Chlorothalonil-4-hydroxy	$\mu\text{g/l}$	- $\pm$ -	- $\pm$ -	-	-	-
Chlorothalonil Metabolite R417888 (Chlorothalonil-ESA)	$\mu\text{g/l}$	0.0798 $\pm$ 0.00395	- $\pm$ -	0.016	-	-
Chlorothalonil Metabolite R471811	$\mu\text{g/l}$	0.187 $\pm$ 0.0395	- $\pm$ -	0.0655	-	-
Chlorothalonil Metabolite R611965 (3-carbamyl-2,4,5-trichlorobenzoic acid)	$\mu\text{g/l}$	- $\pm$ -	- $\pm$ -	-	-	-
Chlorothalonil Metabolite R611968	$\mu\text{g/l}$	- $\pm$ -	- $\pm$ -	-	-	-
Chlorothalonil Metabolite SYN507900	$\mu\text{g/l}$	- $\pm$ -	- $\pm$ -	-	-	-
Chlorothalonil Metabolite SYN548580	$\mu\text{g/l}$	- $\pm$ -	- $\pm$ -	-	-	-
Chlorothalonil Metabolite SYN548581	$\mu\text{g/l}$	- $\pm$ -	- $\pm$ -	-	-	-
Clopyralid	$\mu\text{g/l}$	0.24 $\pm$ 0.0285	- $\pm$ -	0.048	-	-
Cyanazine	$\mu\text{g/l}$	0.167 $\pm$ 0.00751	- $\pm$ -	0.0234	-	-

Parameter	Unit	Assigned $\pm$ U (k=2) value	Result $\pm$ U	Criterion	Recovery [%]	En-Score
Dicamba	$\mu\text{g/l}$	- $\pm$ -	- $\pm$ -	-	-	-
Dichlorprop	$\mu\text{g/l}$	0.553 $\pm$ 0.0349	- $\pm$ -	0.0664	-	-
Dimethachlor ethane sulfonic acid (CGA 354742, Dimethachlor-ESA)	$\mu\text{g/l}$	0.233 $\pm$ 0.0174	- $\pm$ -	0.0465	-	-
Dimethachlor Metabolite - CGA 369873	$\mu\text{g/l}$	0.144 $\pm$ 0.00926	- $\pm$ -	0.0288	-	-
Dimethachlor Metabolite - CGA 373464 (acetic acid methyl ester)	$\mu\text{g/l}$	- $\pm$ -	- $\pm$ -	-	-	-
Dimethachlor Metabolite - CGA 373464 (free acid)	$\mu\text{g/l}$	- $\pm$ -	- $\pm$ -	-	-	-
Dimethachlor oxalamic acid (CGA 50266, Dimethachlor-OA)	$\mu\text{g/l}$	0.43 $\pm$ 0.0555	- $\pm$ -	0.099	-	-
Glufosinate	$\mu\text{g/l}$	- $\pm$ -	- $\pm$ -	-	-	-
Glufosinate metabolite MPPA	$\mu\text{g/l}$	- $\pm$ -	- $\pm$ -	-	-	-
Glyphosate	$\mu\text{g/l}$	0.411 $\pm$ 0.0171	- $\pm$ -	0.0821	-	-
Metazachlor	$\mu\text{g/l}$	0.161 $\pm$ 0.00743	- $\pm$ -	0.0193	-	-
Metolachlor	$\mu\text{g/l}$	0.176 $\pm$ 0.00384	- $\pm$ -	0.0264	-	-
Metribuzin	$\mu\text{g/l}$	0.781 $\pm$ 0.0333	- $\pm$ -	0.0781	-	-
Nicosulfuron	$\mu\text{g/l}$	0.286 $\pm$ 0.0712	- $\pm$ -	0.111	-	-
Prometryn	$\mu\text{g/l}$	0.429 $\pm$ 0.0169	- $\pm$ -	0.0558	-	-
Propazine	$\mu\text{g/l}$	0.229 $\pm$ 0.00751	- $\pm$ -	0.0297	-	-
s-Metolachlor Metabolite CGA 368208	$\mu\text{g/l}$	0.421 $\pm$ 0.0406	- $\pm$ -	0.059	-	-
s-Metolachlor Metabolite NOA 413173	$\mu\text{g/l}$	0.176 $\pm$ 0.0206	- $\pm$ -	0.0353	-	-
Sebuthylazine	$\mu\text{g/l}$	- $\pm$ -	- $\pm$ -	-	-	-
Simazine	$\mu\text{g/l}$	0.174 $\pm$ 0.00425	- $\pm$ -	0.0191	-	-
Terbuthylazine	$\mu\text{g/l}$	0.562 $\pm$ 0.0151	- $\pm$ -	0.0618	-	-
Terbuthylazine-desethyl	$\mu\text{g/l}$	0.274 $\pm$ 0.00994	0.292 $\pm$ 0.075	0.0301	107	0.12
Terbuthylazine Metabolite CGA 324007 (LM5)	$\mu\text{g/l}$	- $\pm$ -	- $\pm$ -	-	-	-
Terbuthylazine Metabolite SYN 545666 (LM6)	$\mu\text{g/l}$	0.154 $\pm$ 0.0201	- $\pm$ -	0.0369	-	-

Parameter	Unit	Assigned $\pm$ U (k=2) value	Result $\pm$ U	Criterion	Recovery [%]	En-Score
Terbutylazine Metabolite SYN 546009 (LM3)	$\mu\text{g/l}$	- $\pm$ -	- $\pm$ -	-	-	-
Terbutryn	$\mu\text{g/l}$	0.426 $\pm$ 0.0169	- $\pm$ -	0.0426	-	-
Tritosulfuron	$\mu\text{g/l}$	- $\pm$ -	- $\pm$ -	-	-	-

## Sample: H003B

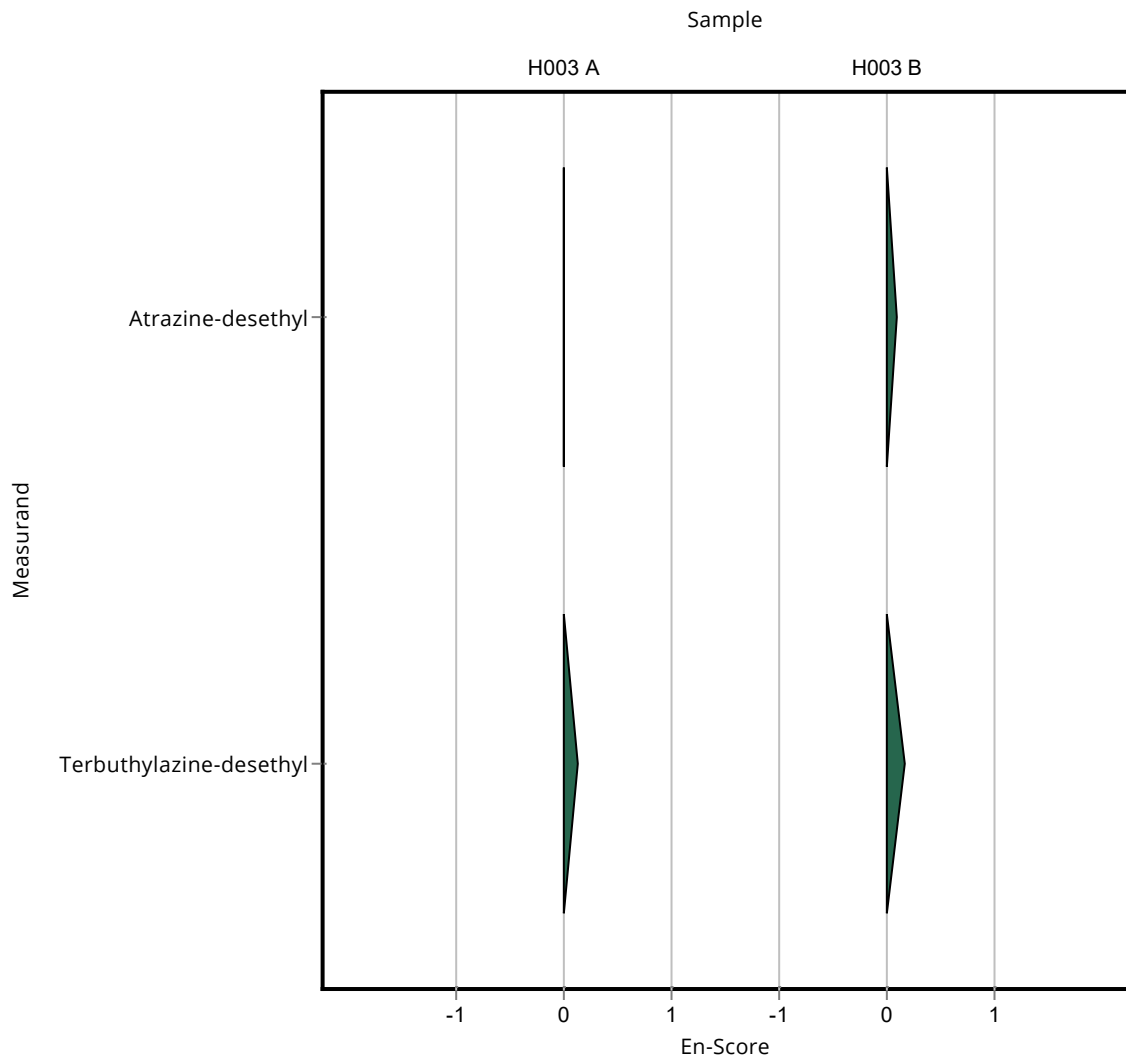
Parameter	Unit	Assigned $\pm$ U (k=2) value	Result $\pm$ U	Criterion	Recovery [%]	En-Score
2,4,5-Trichlorophenoxyacetic acid	$\mu\text{g/l}$	0.341 $\pm$ 0.0365	- $\pm$ -	0.0615	-	-
2,4-D (2,4-Dichlorophenoxyacetic acid)	$\mu\text{g/l}$	0.348 $\pm$ 0.0129	- $\pm$ -	0.0487	-	-
2,6-Dichlorobenzamide	$\mu\text{g/l}$	0.437 $\pm$ 0.017	- $\pm$ -	0.0655	-	-
Alachlor	$\mu\text{g/l}$	0.487 $\pm$ 0.0145	- $\pm$ -	0.0585	-	-
Alachlor-t-acid (Alachlor-OA)	$\mu\text{g/l}$	0.185 $\pm$ 0.0171	- $\pm$ -	0.0278	-	-
Alachlor-t-sulfonic acid (Alachlor-ESA)	$\mu\text{g/l}$	0.29 $\pm$ 0.0395	- $\pm$ -	0.0608	-	-
AMPA	$\mu\text{g/l}$	0.562 $\pm$ 0.0415	- $\pm$ -	0.073	-	-
Atrazine	$\mu\text{g/l}$	0.658 $\pm$ 0.0171	- $\pm$ -	0.0724	-	-
Atrazine-desethyl	$\mu\text{g/l}$	0.275 $\pm$ 0.0128	0.287 $\pm$ 0.068	0.033	104	0.09
Atrazine-desethyl-desisopropyl	$\mu\text{g/l}$	0.423 $\pm$ 0.0502	- $\pm$ -	0.131	-	-
Atrazine-desisopropyl	$\mu\text{g/l}$	0.242 $\pm$ 0.0176	- $\pm$ -	0.0387	-	-
Bentazone	$\mu\text{g/l}$	0.735 $\pm$ 0.0273	- $\pm$ -	0.11	-	-
Chloridazon-desphenyl	$\mu\text{g/l}$	0.245 $\pm$ 0.0118	- $\pm$ -	0.0269	-	-
Chlorothalonil-4-hydroxy	$\mu\text{g/l}$	- $\pm$ -	- $\pm$ -	-	-	-
Chlorothalonil Metabolite R417888 (Chlorothalonil-ESA)	$\mu\text{g/l}$	0.423 $\pm$ 0.0247	- $\pm$ -	0.0845	-	-
Chlorothalonil Metabolite R471811	$\mu\text{g/l}$	0.644 $\pm$ 0.0996	- $\pm$ -	0.167	-	-
Chlorothalonil Metabolite R611965 (3-carbamyl-2,4,5-trichlorobenzoic acid)	$\mu\text{g/l}$	- $\pm$ -	- $\pm$ -	-	-	-
Chlorothalonil Metabolite R611968	$\mu\text{g/l}$	- $\pm$ -	- $\pm$ -	-	-	-

Parameter	Unit	Assigned $\pm$ U (k=2) value	Result $\pm$ U	Criterion	Recovery [%]	En-Score
Chlorothalonil Metabolite SYN507900	$\mu\text{g/l}$	- $\pm$ -	- $\pm$ -	-	-	-
Chlorothalonil Metabolite SYN548580	$\mu\text{g/l}$	- $\pm$ -	- $\pm$ -	-	-	-
Chlorothalonil Metabolite SYN548581	$\mu\text{g/l}$	- $\pm$ -	- $\pm$ -	-	-	-
Clopyralid	$\mu\text{g/l}$	0.503 $\pm$ 0.059	- $\pm$ -	0.101	-	-
Cyanazine	$\mu\text{g/l}$	0.441 $\pm$ 0.0221	- $\pm$ -	0.0618	-	-
Dicamba	$\mu\text{g/l}$	- $\pm$ -	- $\pm$ -	-	-	-
Dichlorprop	$\mu\text{g/l}$	0.295 $\pm$ 0.0109	- $\pm$ -	0.0354	-	-
Dimethachlor ethane sulfonic acid (CGA 354742, Dimethachlor-ESA)	$\mu\text{g/l}$	0.112 $\pm$ 0.00608	- $\pm$ -	0.0224	-	-
Dimethachlor Metabolite - CGA 369873	$\mu\text{g/l}$	0.308 $\pm$ 0.0189	- $\pm$ -	0.0617	-	-
Dimethachlor Metabolite - CGA 373464 (acetic acid methyl ester)	$\mu\text{g/l}$	- $\pm$ -	- $\pm$ -	-	-	-
Dimethachlor Metabolite - CGA 373464 (free acid)	$\mu\text{g/l}$	- $\pm$ -	- $\pm$ -	-	-	-
Dimethachlor oxalamic acid (CGA 50266, Dimethachlor-OA)	$\mu\text{g/l}$	0.449 $\pm$ 0.0607	- $\pm$ -	0.108	-	-
Glufosinate	$\mu\text{g/l}$	- $\pm$ -	- $\pm$ -	-	-	-
Glufosinate metabolite MPPA	$\mu\text{g/l}$	- $\pm$ -	- $\pm$ -	-	-	-
Glyphosate	$\mu\text{g/l}$	0.854 $\pm$ 0.0484	- $\pm$ -	0.171	-	-
Metazachlor	$\mu\text{g/l}$	0.153 $\pm$ 0.00654	- $\pm$ -	0.0184	-	-
Metolachlor	$\mu\text{g/l}$	0.385 $\pm$ 0.00907	- $\pm$ -	0.0578	-	-
Metribuzin	$\mu\text{g/l}$	0.374 $\pm$ 0.0099	- $\pm$ -	0.0374	-	-
Nicosulfuron	$\mu\text{g/l}$	0.88 $\pm$ 0.0652	- $\pm$ -	0.22	-	-
Prometryn	$\mu\text{g/l}$	0.164 $\pm$ 0.00618	- $\pm$ -	0.0213	-	-
Propazine	$\mu\text{g/l}$	0.108 $\pm$ 0.0054	- $\pm$ -	0.014	-	-
s-Metolachlor Metabolite CGA 368208	$\mu\text{g/l}$	0.182 $\pm$ 0.00883	- $\pm$ -	0.0182	-	-
s-Metolachlor Metabolite NOA 413173	$\mu\text{g/l}$	0.496 $\pm$ 0.0472	- $\pm$ -	0.0843	-	-

Summary of results Herbicides/pesticides - H003 - En-Score

Labcode: LC0020

Parameter	Unit	Assigned $\pm$ U (k=2) value	Result $\pm$ U	Criterion	Recovery [%]	En- Score
Sebuthylazine	$\mu\text{g/l}$	0.695 $\pm$ 0.0268	- $\pm$ -	0.0647	-	-
Simazine	$\mu\text{g/l}$	0.35 $\pm$ 0.0116	- $\pm$ -	0.0385	-	-
Terbuthylazine	$\mu\text{g/l}$	0.266 $\pm$ 0.00731	- $\pm$ -	0.0293	-	-
Terbuthylazine-desethyl	$\mu\text{g/l}$	0.546 $\pm$ 0.0206	0.597 $\pm$ 0.155	0.06	109	0.17
Terbuthylazine Metabolite CGA 324007 (LM5)	$\mu\text{g/l}$	- $\pm$ -	- $\pm$ -	-	-	-
Terbuthylazine Metabolite SYN 545666 (LM6)	$\mu\text{g/l}$	0.318 $\pm$ 0.0221	- $\pm$ -	0.0318	-	-
Terbuthylazine Metabolite SYN 546009 (LM3)	$\mu\text{g/l}$	- $\pm$ -	- $\pm$ -	-	-	-
Terbutryn	$\mu\text{g/l}$	0.172 $\pm$ 0.00582	- $\pm$ -	0.0172	-	-
Tritosulfuron	$\mu\text{g/l}$	- $\pm$ -	- $\pm$ -	-	-	-



## Sample: H003A

Parameter	Unit	Assigned $\pm$ U (k=2) value	Result $\pm$ U	Criterion	Recovery [%]	z-Score
2,4,5-Trichlorophenoxyacetic acid	$\mu\text{g/l}$	0.153 $\pm$ 0.0114	- $\pm$ -	0.0275	-	-
2,4-D (2,4-Dichlorphenoxyaceticacid)	$\mu\text{g/l}$	0.734 $\pm$ 0.0275	- $\pm$ -	0.103	-	-
2,6-Dichlorobenzamide	$\mu\text{g/l}$	0.217 $\pm$ 0.00924	0.206 $\pm$ 0.007	0.0325	95.1	-0.33
Alachlor	$\mu\text{g/l}$	0.106 $\pm$ 0.00457	0.101 $\pm$ 0.004	0.0127	95.2	-0.40
Alachlor-t-acid (Alachlor-OA)	$\mu\text{g/l}$	0.935 $\pm$ 0.057	- $\pm$ -	0.14	-	-
Alachlor-t-sulfonic acid (Alachlor-ESA)	$\mu\text{g/l}$	0.291 $\pm$ 0.0115	- $\pm$ -	0.0378	-	-
AMPA	$\mu\text{g/l}$	1 $\pm$ 0.0378	- $\pm$ -	0.13	-	-
Atrazine	$\mu\text{g/l}$	0.153 $\pm$ 0.00407	0.145 $\pm$ 0.003	0.0168	95	-0.45
Atrazine-desethyl	$\mu\text{g/l}$	0.594 $\pm$ 0.0215	0.541 $\pm$ 0.008	0.0712	91.1	-0.74
Atrazine-desethyl-desisopropyl	$\mu\text{g/l}$	0.166 $\pm$ 0.0155	0.238 $\pm$ 0.002	0.0515	143	1.40
Atrazine-desisopropyl	$\mu\text{g/l}$	0.245 $\pm$ 0.0211	- $\pm$ -	0.0441	-	-
Bentazone	$\mu\text{g/l}$	0.166 $\pm$ 0.00606	- $\pm$ -	0.0248	-	-
Chloridazon-desphenyl	$\mu\text{g/l}$	0.129 $\pm$ 0.00676	- $\pm$ -	0.0142	-	-
Chlorothalonil-4-hydroxy	$\mu\text{g/l}$	- $\pm$ -	- $\pm$ -	-	-	-
Chlorothalonil Metabolite R417888 (Chlorothalonil-ESA)	$\mu\text{g/l}$	0.0798 $\pm$ 0.00395	- $\pm$ -	0.016	-	-
Chlorothalonil Metabolite R471811	$\mu\text{g/l}$	0.187 $\pm$ 0.0395	- $\pm$ -	0.0655	-	-
Chlorothalonil Metabolite R611965 (3-carbamyl-2,4,5-trichlorobenzoic acid)	$\mu\text{g/l}$	- $\pm$ -	- $\pm$ -	-	-	-
Chlorothalonil Metabolite R611968	$\mu\text{g/l}$	- $\pm$ -	- $\pm$ -	-	-	-
Chlorothalonil Metabolite SYN507900	$\mu\text{g/l}$	- $\pm$ -	- $\pm$ -	-	-	-
Chlorothalonil Metabolite SYN548580	$\mu\text{g/l}$	- $\pm$ -	- $\pm$ -	-	-	-
Chlorothalonil Metabolite SYN548581	$\mu\text{g/l}$	- $\pm$ -	- $\pm$ -	-	-	-
Clopyralid	$\mu\text{g/l}$	0.24 $\pm$ 0.0285	- $\pm$ -	0.048	-	-
Cyanazine	$\mu\text{g/l}$	0.167 $\pm$ 0.00751	0.153 $\pm$ 0.003	0.0234	91.7	-0.59

Parameter	Unit	Assigned $\pm$ U (k=2) value	Result $\pm$ U	Criterion	Recovery [%]	z-Score
Dicamba	$\mu\text{g/l}$	- $\pm$ -	- $\pm$ -	-	-	-
Dichlorprop	$\mu\text{g/l}$	0.553 $\pm$ 0.0349	- $\pm$ -	0.0664	-	-
Dimethachlor ethane sulfonic acid (CGA 354742, Dimethachlor-ESA)	$\mu\text{g/l}$	0.233 $\pm$ 0.0174	- $\pm$ -	0.0465	-	-
Dimethachlor Metabolite - CGA 369873	$\mu\text{g/l}$	0.144 $\pm$ 0.00926	- $\pm$ -	0.0288	-	-
Dimethachlor Metabolite - CGA 373464 (acetic acid methyl ester)	$\mu\text{g/l}$	- $\pm$ -	- $\pm$ -	-	-	-
Dimethachlor Metabolite - CGA 373464 (free acid)	$\mu\text{g/l}$	- $\pm$ -	- $\pm$ -	-	-	-
Dimethachlor oxalamic acid (CGA 50266, Dimethachlor-OA)	$\mu\text{g/l}$	0.43 $\pm$ 0.0555	- $\pm$ -	0.099	-	-
Glufosinate	$\mu\text{g/l}$	- $\pm$ -	- $\pm$ -	-	-	-
Glufosinate metabolite MPPA	$\mu\text{g/l}$	- $\pm$ -	- $\pm$ -	-	-	-
Glyphosate	$\mu\text{g/l}$	0.411 $\pm$ 0.0171	- $\pm$ -	0.0821	-	-
Metazachlor	$\mu\text{g/l}$	0.161 $\pm$ 0.00743	- $\pm$ -	0.0193	-	-
Metolachlor	$\mu\text{g/l}$	0.176 $\pm$ 0.00384	0.167 $\pm$ 0.001	0.0264	94.9	-0.34
Metribuzin	$\mu\text{g/l}$	0.781 $\pm$ 0.0333	- $\pm$ -	0.0781	-	-
Nicosulfuron	$\mu\text{g/l}$	0.286 $\pm$ 0.0712	- $\pm$ -	0.111	-	-
Prometryn	$\mu\text{g/l}$	0.429 $\pm$ 0.0169	0.39 $\pm$ 0.006	0.0558	90.9	-0.70
Propazine	$\mu\text{g/l}$	0.229 $\pm$ 0.00751	0.198 $\pm$ 0.005	0.0297	86.6	-1.03
s-Metolachlor Metabolite CGA 368208	$\mu\text{g/l}$	0.421 $\pm$ 0.0406	- $\pm$ -	0.059	-	-
s-Metolachlor Metabolite NOA 413173	$\mu\text{g/l}$	0.176 $\pm$ 0.0206	- $\pm$ -	0.0353	-	-
Sebuthylazine	$\mu\text{g/l}$	- $\pm$ -	<0.025 (LOQ) $\pm$ -	-	-	-
Simazine	$\mu\text{g/l}$	0.174 $\pm$ 0.00425	0.165 $\pm$ 0.001	0.0191	94.8	-0.47
Terbuthylazine	$\mu\text{g/l}$	0.562 $\pm$ 0.0151	0.537 $\pm$ 0.022	0.0618	95.6	-0.40
Terbuthylazine-desethyl	$\mu\text{g/l}$	0.274 $\pm$ 0.00994	0.261 $\pm$ 0.007	0.0301	95.3	-0.43
Terbuthylazine Metabolite CGA 324007 (LM5)	$\mu\text{g/l}$	- $\pm$ -	- $\pm$ -	-	-	-
Terbuthylazine Metabolite SYN 545666 (LM6)	$\mu\text{g/l}$	0.154 $\pm$ 0.0201	- $\pm$ -	0.0369	-	-

Parameter	Unit	Assigned $\pm$ U (k=2) value	Result $\pm$ U	Criterion	Recovery [%]	z-Score
Terbutylazine Metabolite SYN 546009 (LM3)	$\mu\text{g/l}$	- $\pm$ -	- $\pm$ -	-	-	-
Terbutryn	$\mu\text{g/l}$	0.426 $\pm$ 0.0169	0.388 $\pm$ 0.005	0.0426	91.1	-0.89
Tritosulfuron	$\mu\text{g/l}$	- $\pm$ -	- $\pm$ -	-	-	-

## Sample: H003B

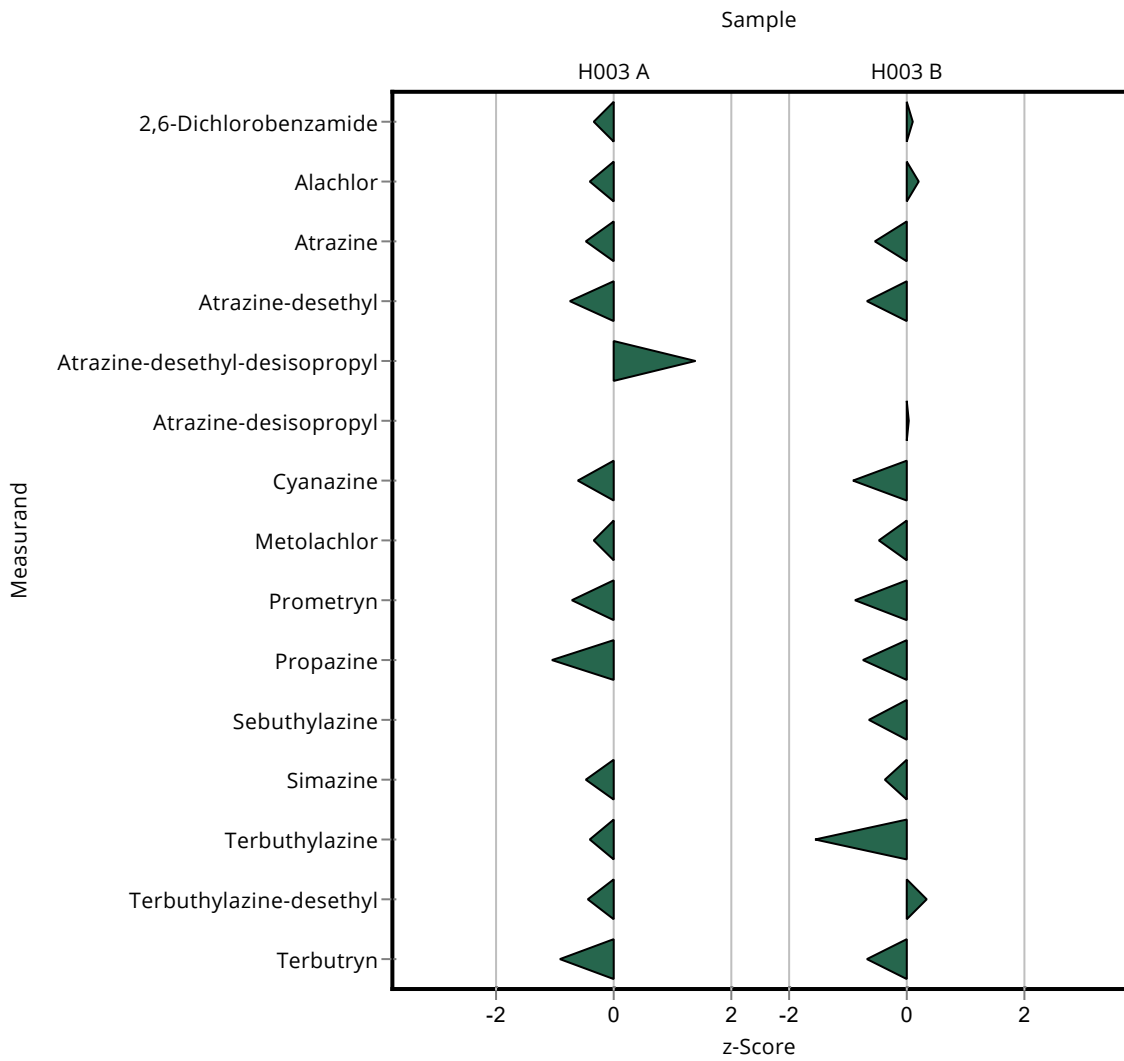
Parameter	Unit	Assigned $\pm$ U (k=2) value	Result $\pm$ U	Criterion	Recovery [%]	z-Score
2,4,5-Trichlorophenoxyacetic acid	$\mu\text{g/l}$	0.341 $\pm$ 0.0365	- $\pm$ -	0.0615	-	-
2,4-D (2,4-Dichlorophenoxyacetic acid)	$\mu\text{g/l}$	0.348 $\pm$ 0.0129	- $\pm$ -	0.0487	-	-
2,6-Dichlorobenzamide	$\mu\text{g/l}$	0.437 $\pm$ 0.017	0.442 $\pm$ 0.011	0.0655	101	0.08
Alachlor	$\mu\text{g/l}$	0.487 $\pm$ 0.0145	0.499 $\pm$ 0.008	0.0585	102	0.20
Alachlor-t-acid (Alachlor-OA)	$\mu\text{g/l}$	0.185 $\pm$ 0.0171	- $\pm$ -	0.0278	-	-
Alachlor-t-sulfonic acid (Alachlor-ESA)	$\mu\text{g/l}$	0.29 $\pm$ 0.0395	- $\pm$ -	0.0608	-	-
AMPA	$\mu\text{g/l}$	0.562 $\pm$ 0.0415	- $\pm$ -	0.073	-	-
Atrazine	$\mu\text{g/l}$	0.658 $\pm$ 0.0171	0.617 $\pm$ 0.003	0.0724	93.8	-0.56
Atrazine-desethyl	$\mu\text{g/l}$	0.275 $\pm$ 0.0128	0.252 $\pm$ 0.001	0.033	91.7	-0.69
Atrazine-desethyl-desisopropyl	$\mu\text{g/l}$	0.423 $\pm$ 0.0502	- $\pm$ -	0.131	-	-
Atrazine-desisopropyl	$\mu\text{g/l}$	0.242 $\pm$ 0.0176	0.243 $\pm$ 0.002	0.0387	101	0.03
Bentazone	$\mu\text{g/l}$	0.735 $\pm$ 0.0273	- $\pm$ -	0.11	-	-
Chloridazon-desphenyl	$\mu\text{g/l}$	0.245 $\pm$ 0.0118	- $\pm$ -	0.0269	-	-
Chlorothalonil-4-hydroxy	$\mu\text{g/l}$	- $\pm$ -	- $\pm$ -	-	-	-
Chlorothalonil Metabolite R417888 (Chlorothalonil-ESA)	$\mu\text{g/l}$	0.423 $\pm$ 0.0247	- $\pm$ -	0.0845	-	-
Chlorothalonil Metabolite R471811	$\mu\text{g/l}$	0.644 $\pm$ 0.0996	- $\pm$ -	0.167	-	-
Chlorothalonil Metabolite R611965 (3-carbamyl-2,4,5-trichlorobenzoic acid)	$\mu\text{g/l}$	- $\pm$ -	- $\pm$ -	-	-	-
Chlorothalonil Metabolite R611968	$\mu\text{g/l}$	- $\pm$ -	- $\pm$ -	-	-	-

Parameter	Unit	Assigned $\pm$ U (k=2) value	Result $\pm$ U	Criterion	Recovery [%]	z-Score
Chlorothalonil Metabolite SYN507900	$\mu\text{g/l}$	- $\pm$ -	- $\pm$ -	-	-	-
Chlorothalonil Metabolite SYN548580	$\mu\text{g/l}$	- $\pm$ -	- $\pm$ -	-	-	-
Chlorothalonil Metabolite SYN548581	$\mu\text{g/l}$	- $\pm$ -	- $\pm$ -	-	-	-
Clopyralid	$\mu\text{g/l}$	0.503 $\pm$ 0.059	- $\pm$ -	0.101	-	-
Cyanazine	$\mu\text{g/l}$	0.441 $\pm$ 0.0221	0.385 $\pm$ 0.008	0.0618	87.3	-0.91
Dicamba	$\mu\text{g/l}$	- $\pm$ -	- $\pm$ -	-	-	-
Dichlorprop	$\mu\text{g/l}$	0.295 $\pm$ 0.0109	- $\pm$ -	0.0354	-	-
Dimethachlor ethane sulfonic acid (CGA 354742, Dimethachlor-ESA)	$\mu\text{g/l}$	0.112 $\pm$ 0.00608	- $\pm$ -	0.0224	-	-
Dimethachlor Metabolite - CGA 369873	$\mu\text{g/l}$	0.308 $\pm$ 0.0189	- $\pm$ -	0.0617	-	-
Dimethachlor Metabolite - CGA 373464 (acetic acid methyl ester)	$\mu\text{g/l}$	- $\pm$ -	- $\pm$ -	-	-	-
Dimethachlor Metabolite - CGA 373464 (free acid)	$\mu\text{g/l}$	- $\pm$ -	- $\pm$ -	-	-	-
Dimethachlor oxalamic acid (CGA 50266, Dimethachlor-OA)	$\mu\text{g/l}$	0.449 $\pm$ 0.0607	- $\pm$ -	0.108	-	-
Glufosinate	$\mu\text{g/l}$	- $\pm$ -	- $\pm$ -	-	-	-
Glufosinate metabolite MPPA	$\mu\text{g/l}$	- $\pm$ -	- $\pm$ -	-	-	-
Glyphosate	$\mu\text{g/l}$	0.854 $\pm$ 0.0484	- $\pm$ -	0.171	-	-
Metazachlor	$\mu\text{g/l}$	0.153 $\pm$ 0.00654	- $\pm$ -	0.0184	-	-
Metolachlor	$\mu\text{g/l}$	0.385 $\pm$ 0.00907	0.358 $\pm$ 0.012	0.0578	92.9	-0.47
Metribuzin	$\mu\text{g/l}$	0.374 $\pm$ 0.0099	- $\pm$ -	0.0374	-	-
Nicosulfuron	$\mu\text{g/l}$	0.88 $\pm$ 0.0652	- $\pm$ -	0.22	-	-
Prometryn	$\mu\text{g/l}$	0.164 $\pm$ 0.00618	0.145 $\pm$ 0.003	0.0213	88.6	-0.88
Propazine	$\mu\text{g/l}$	0.108 $\pm$ 0.0054	0.0973 $\pm$ 0.002	0.014	90.2	-0.76
s-Metolachlor Metabolite CGA 368208	$\mu\text{g/l}$	0.182 $\pm$ 0.00883	- $\pm$ -	0.0182	-	-
s-Metolachlor Metabolite NOA 413173	$\mu\text{g/l}$	0.496 $\pm$ 0.0472	- $\pm$ -	0.0843	-	-

Summary of results Herbicides/pesticides - H003

Labcode: LC0021

Parameter	Unit	Assigned $\pm$ U (k=2) value	Result $\pm$ U	Criterion	Recovery [%]	z-Score
Sebuthylazine	$\mu\text{g/l}$	0.695 $\pm$ 0.0268	0.653 $\pm$ 0.006	0.0647	93.9	-0.65
Simazine	$\mu\text{g/l}$	0.35 $\pm$ 0.0116	0.335 $\pm$ 0.003	0.0385	95.6	-0.40
Terbuthylazine	$\mu\text{g/l}$	0.266 $\pm$ 0.00731	0.22 $\pm$ 0.006	0.0293	82.6	-1.58
Terbuthylazine-desethyl	$\mu\text{g/l}$	0.546 $\pm$ 0.0206	0.565 $\pm$ 0.016	0.06	104	0.32
Terbuthylazine Metabolite CGA 324007 (LM5)	$\mu\text{g/l}$	- $\pm$ -	- $\pm$ -	-	-	-
Terbuthylazine Metabolite SYN 545666 (LM6)	$\mu\text{g/l}$	0.318 $\pm$ 0.0221	- $\pm$ -	0.0318	-	-
Terbuthylazine Metabolite SYN 546009 (LM3)	$\mu\text{g/l}$	- $\pm$ -	- $\pm$ -	-	-	-
Terbutryn	$\mu\text{g/l}$	0.172 $\pm$ 0.00582	0.16 $\pm$ 0.002	0.0172	93.1	-0.69
Tritosulfuron	$\mu\text{g/l}$	- $\pm$ -	- $\pm$ -	-	-	-



## Sample: H003A

Parameter	Unit	Assigned $\pm$ U (k=2) value	Result $\pm$ U	Criterion	Recovery [%]	En-Score
2,4,5-Trichlorophenoxyacetic acid	$\mu\text{g/l}$	0.153 $\pm$ 0.0114	- $\pm$ -	0.0275	-	-
2,4-D (2,4-Dichlorphenoxyaceticacid)	$\mu\text{g/l}$	0.734 $\pm$ 0.0275	- $\pm$ -	0.103	-	-
2,6-Dichlorobenzamide	$\mu\text{g/l}$	0.217 $\pm$ 0.00924	0.206 $\pm$ 0.007	0.0325	95.1	-0.64
Alachlor	$\mu\text{g/l}$	0.106 $\pm$ 0.00457	0.101 $\pm$ 0.004	0.0127	95.2	-0.55
Alachlor-t-acid (Alachlor-OA)	$\mu\text{g/l}$	0.935 $\pm$ 0.057	- $\pm$ -	0.14	-	-
Alachlor-t-sulfonic acid (Alachlor-ESA)	$\mu\text{g/l}$	0.291 $\pm$ 0.0115	- $\pm$ -	0.0378	-	-
AMPA	$\mu\text{g/l}$	1 $\pm$ 0.0378	- $\pm$ -	0.13	-	-
Atrazine	$\mu\text{g/l}$	0.153 $\pm$ 0.00407	0.145 $\pm$ 0.003	0.0168	95	-1.05
Atrazine-desethyl	$\mu\text{g/l}$	0.594 $\pm$ 0.0215	0.541 $\pm$ 0.008	0.0712	91.1	-1.96
Atrazine-desethyl-desisopropyl	$\mu\text{g/l}$	0.166 $\pm$ 0.0155	0.238 $\pm$ 0.002	0.0515	143	4.48
Atrazine-desisopropyl	$\mu\text{g/l}$	0.245 $\pm$ 0.0211	- $\pm$ -	0.0441	-	-
Bentazone	$\mu\text{g/l}$	0.166 $\pm$ 0.00606	- $\pm$ -	0.0248	-	-
Chloridazon-desphenyl	$\mu\text{g/l}$	0.129 $\pm$ 0.00676	- $\pm$ -	0.0142	-	-
Chlorothalonil-4-hydroxy	$\mu\text{g/l}$	- $\pm$ -	- $\pm$ -	-	-	-
Chlorothalonil Metabolite R417888 (Chlorothalonil-ESA)	$\mu\text{g/l}$	0.0798 $\pm$ 0.00395	- $\pm$ -	0.016	-	-
Chlorothalonil Metabolite R471811	$\mu\text{g/l}$	0.187 $\pm$ 0.0395	- $\pm$ -	0.0655	-	-
Chlorothalonil Metabolite R611965 (3-carbamyl-2,4,5-trichlorobenzoic acid)	$\mu\text{g/l}$	- $\pm$ -	- $\pm$ -	-	-	-
Chlorothalonil Metabolite R611968	$\mu\text{g/l}$	- $\pm$ -	- $\pm$ -	-	-	-
Chlorothalonil Metabolite SYN507900	$\mu\text{g/l}$	- $\pm$ -	- $\pm$ -	-	-	-
Chlorothalonil Metabolite SYN548580	$\mu\text{g/l}$	- $\pm$ -	- $\pm$ -	-	-	-
Chlorothalonil Metabolite SYN548581	$\mu\text{g/l}$	- $\pm$ -	- $\pm$ -	-	-	-
Clopyralid	$\mu\text{g/l}$	0.24 $\pm$ 0.0285	- $\pm$ -	0.048	-	-
Cyanazine	$\mu\text{g/l}$	0.167 $\pm$ 0.00751	0.153 $\pm$ 0.003	0.0234	91.7	-1.44

Parameter	Unit	Assigned $\pm$ U (k=2) value	Result $\pm$ U	Criterion	Recovery [%]	En-Score
Dicamba	$\mu\text{g/l}$	- $\pm$ -	- $\pm$ -	-	-	-
Dichlorprop	$\mu\text{g/l}$	0.553 $\pm$ 0.0349	- $\pm$ -	0.0664	-	-
Dimethachlor ethane sulfonic acid (CGA 354742, Dimethachlor-ESA)	$\mu\text{g/l}$	0.233 $\pm$ 0.0174	- $\pm$ -	0.0465	-	-
Dimethachlor Metabolite - CGA 369873	$\mu\text{g/l}$	0.144 $\pm$ 0.00926	- $\pm$ -	0.0288	-	-
Dimethachlor Metabolite - CGA 373464 (acetic acid methyl ester)	$\mu\text{g/l}$	- $\pm$ -	- $\pm$ -	-	-	-
Dimethachlor Metabolite - CGA 373464 (free acid)	$\mu\text{g/l}$	- $\pm$ -	- $\pm$ -	-	-	-
Dimethachlor oxalamic acid (CGA 50266, Dimethachlor-OA)	$\mu\text{g/l}$	0.43 $\pm$ 0.0555	- $\pm$ -	0.099	-	-
Glufosinate	$\mu\text{g/l}$	- $\pm$ -	- $\pm$ -	-	-	-
Glufosinate metabolite MPPA	$\mu\text{g/l}$	- $\pm$ -	- $\pm$ -	-	-	-
Glyphosate	$\mu\text{g/l}$	0.411 $\pm$ 0.0171	- $\pm$ -	0.0821	-	-
Metazachlor	$\mu\text{g/l}$	0.161 $\pm$ 0.00743	- $\pm$ -	0.0193	-	-
Metolachlor	$\mu\text{g/l}$	0.176 $\pm$ 0.00384	0.167 $\pm$ 0.001	0.0264	94.9	-2.08
Metribuzin	$\mu\text{g/l}$	0.781 $\pm$ 0.0333	- $\pm$ -	0.0781	-	-
Nicosulfuron	$\mu\text{g/l}$	0.286 $\pm$ 0.0712	- $\pm$ -	0.111	-	-
Prometryn	$\mu\text{g/l}$	0.429 $\pm$ 0.0169	0.39 $\pm$ 0.006	0.0558	90.9	-1.90
Propazine	$\mu\text{g/l}$	0.229 $\pm$ 0.00751	0.198 $\pm$ 0.005	0.0297	86.6	-2.46
s-Metolachlor Metabolite CGA 368208	$\mu\text{g/l}$	0.421 $\pm$ 0.0406	- $\pm$ -	0.059	-	-
s-Metolachlor Metabolite NOA 413173	$\mu\text{g/l}$	0.176 $\pm$ 0.0206	- $\pm$ -	0.0353	-	-
Sebuthylazine	$\mu\text{g/l}$	- $\pm$ -	<0.025 (LOQ) $\pm$ -	-	-	-
Simazine	$\mu\text{g/l}$	0.174 $\pm$ 0.00425	0.165 $\pm$ 0.001	0.0191	94.8	-1.93
Terbuthylazine	$\mu\text{g/l}$	0.562 $\pm$ 0.0151	0.537 $\pm$ 0.022	0.0618	95.6	-0.54
Terbuthylazine-desethyl	$\mu\text{g/l}$	0.274 $\pm$ 0.00994	0.261 $\pm$ 0.007	0.0301	95.3	-0.75
Terbuthylazine Metabolite CGA 324007 (LM5)	$\mu\text{g/l}$	- $\pm$ -	- $\pm$ -	-	-	-
Terbuthylazine Metabolite SYN 545666 (LM6)	$\mu\text{g/l}$	0.154 $\pm$ 0.0201	- $\pm$ -	0.0369	-	-

Parameter	Unit	Assigned $\pm$ U (k=2) value	Result $\pm$ U	Criterion	Recovery [%]	En-Score
Terbutylazine Metabolite SYN 546009 (LM3)	$\mu\text{g/l}$	- $\pm$ -	- $\pm$ -	-	-	-
Terbutryn	$\mu\text{g/l}$	0.426 $\pm$ 0.0169	0.388 $\pm$ 0.005	0.0426	91.1	-1.93
Tritosulfuron	$\mu\text{g/l}$	- $\pm$ -	- $\pm$ -	-	-	-

## Sample: H003B

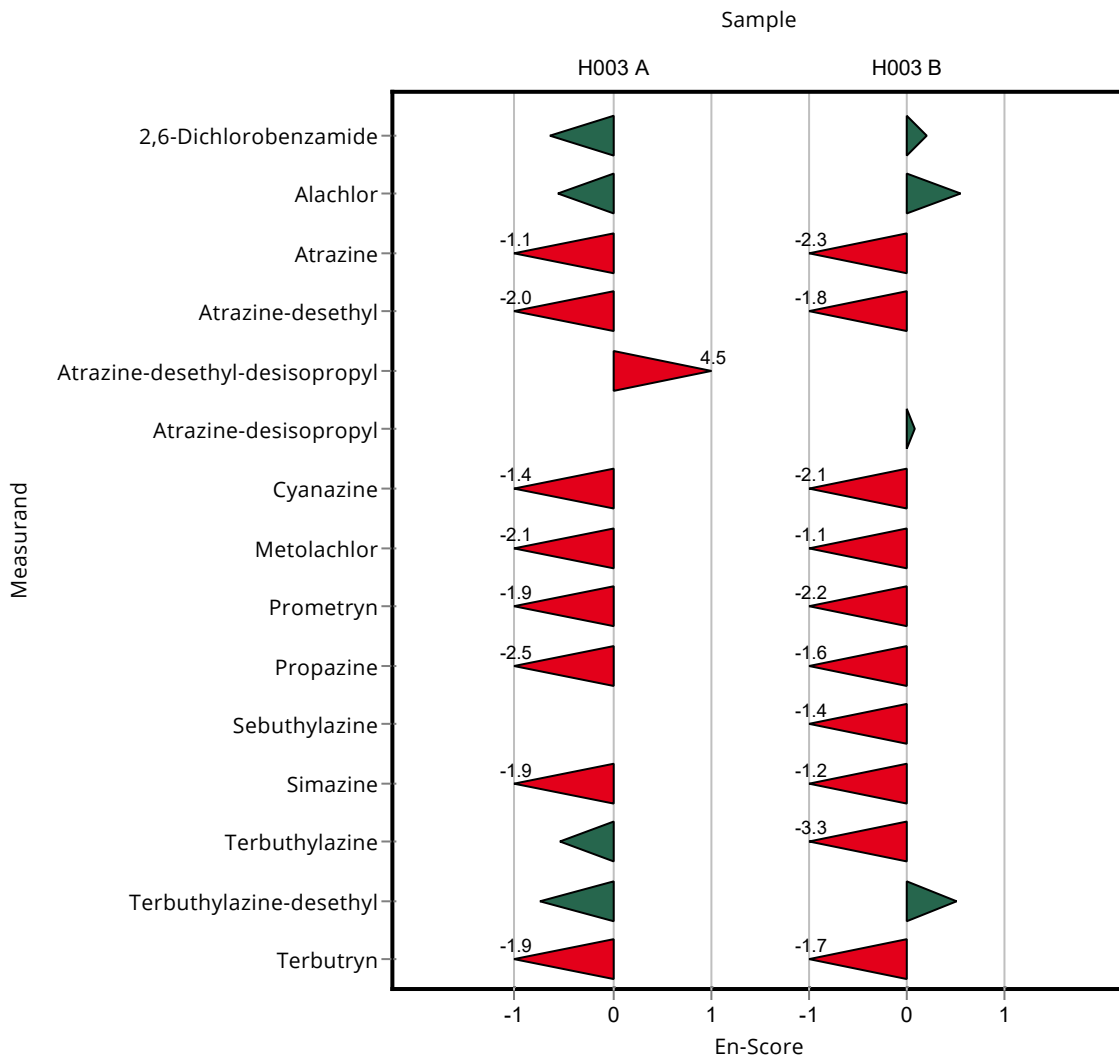
Parameter	Unit	Assigned $\pm$ U (k=2) value	Result $\pm$ U	Criterion	Recovery [%]	En-Score
2,4,5-Trichlorophenoxyacetic acid	$\mu\text{g/l}$	0.341 $\pm$ 0.0365	- $\pm$ -	0.0615	-	-
2,4-D (2,4-Dichlorophenoxyacetic acid)	$\mu\text{g/l}$	0.348 $\pm$ 0.0129	- $\pm$ -	0.0487	-	-
2,6-Dichlorobenzamide	$\mu\text{g/l}$	0.437 $\pm$ 0.017	0.442 $\pm$ 0.011	0.0655	101	0.19
Alachlor	$\mu\text{g/l}$	0.487 $\pm$ 0.0145	0.499 $\pm$ 0.008	0.0585	102	0.55
Alachlor-t-acid (Alachlor-OA)	$\mu\text{g/l}$	0.185 $\pm$ 0.0171	- $\pm$ -	0.0278	-	-
Alachlor-t-sulfonic acid (Alachlor-ESA)	$\mu\text{g/l}$	0.29 $\pm$ 0.0395	- $\pm$ -	0.0608	-	-
AMPA	$\mu\text{g/l}$	0.562 $\pm$ 0.0415	- $\pm$ -	0.073	-	-
Atrazine	$\mu\text{g/l}$	0.658 $\pm$ 0.0171	0.617 $\pm$ 0.003	0.0724	93.8	-2.25
Atrazine-desethyl	$\mu\text{g/l}$	0.275 $\pm$ 0.0128	0.252 $\pm$ 0.001	0.033	91.7	-1.76
Atrazine-desethyl-desisopropyl	$\mu\text{g/l}$	0.423 $\pm$ 0.0502	- $\pm$ -	0.131	-	-
Atrazine-desisopropyl	$\mu\text{g/l}$	0.242 $\pm$ 0.0176	0.243 $\pm$ 0.002	0.0387	101	0.07
Bentazone	$\mu\text{g/l}$	0.735 $\pm$ 0.0273	- $\pm$ -	0.11	-	-
Chloridazon-desphenyl	$\mu\text{g/l}$	0.245 $\pm$ 0.0118	- $\pm$ -	0.0269	-	-
Chlorothalonil-4-hydroxy	$\mu\text{g/l}$	- $\pm$ -	- $\pm$ -	-	-	-
Chlorothalonil Metabolite R417888 (Chlorothalonil-ESA)	$\mu\text{g/l}$	0.423 $\pm$ 0.0247	- $\pm$ -	0.0845	-	-
Chlorothalonil Metabolite R471811	$\mu\text{g/l}$	0.644 $\pm$ 0.0996	- $\pm$ -	0.167	-	-
Chlorothalonil Metabolite R611965 (3-carbamyl-2,4,5-trichlorobenzoic acid)	$\mu\text{g/l}$	- $\pm$ -	- $\pm$ -	-	-	-
Chlorothalonil Metabolite R611968	$\mu\text{g/l}$	- $\pm$ -	- $\pm$ -	-	-	-

Parameter	Unit	Assigned $\pm$ U (k=2) value	Result $\pm$ U	Criterion	Recovery [%]	En-Score
Chlorothalonil Metabolite SYN507900	$\mu\text{g/l}$	- $\pm$ -	- $\pm$ -	-	-	-
Chlorothalonil Metabolite SYN548580	$\mu\text{g/l}$	- $\pm$ -	- $\pm$ -	-	-	-
Chlorothalonil Metabolite SYN548581	$\mu\text{g/l}$	- $\pm$ -	- $\pm$ -	-	-	-
Clopyralid	$\mu\text{g/l}$	0.503 $\pm$ 0.059	- $\pm$ -	0.101	-	-
Cyanazine	$\mu\text{g/l}$	0.441 $\pm$ 0.0221	0.385 $\pm$ 0.008	0.0618	87.3	-2.06
Dicamba	$\mu\text{g/l}$	- $\pm$ -	- $\pm$ -	-	-	-
Dichlorprop	$\mu\text{g/l}$	0.295 $\pm$ 0.0109	- $\pm$ -	0.0354	-	-
Dimethachlor ethane sulfonic acid (CGA 354742, Dimethachlor-ESA)	$\mu\text{g/l}$	0.112 $\pm$ 0.00608	- $\pm$ -	0.0224	-	-
Dimethachlor Metabolite - CGA 369873	$\mu\text{g/l}$	0.308 $\pm$ 0.0189	- $\pm$ -	0.0617	-	-
Dimethachlor Metabolite - CGA 373464 (acetic acid methyl ester)	$\mu\text{g/l}$	- $\pm$ -	- $\pm$ -	-	-	-
Dimethachlor Metabolite - CGA 373464 (free acid)	$\mu\text{g/l}$	- $\pm$ -	- $\pm$ -	-	-	-
Dimethachlor oxalamic acid (CGA 50266, Dimethachlor-OA)	$\mu\text{g/l}$	0.449 $\pm$ 0.0607	- $\pm$ -	0.108	-	-
Glufosinate	$\mu\text{g/l}$	- $\pm$ -	- $\pm$ -	-	-	-
Glufosinate metabolite MPPA	$\mu\text{g/l}$	- $\pm$ -	- $\pm$ -	-	-	-
Glyphosate	$\mu\text{g/l}$	0.854 $\pm$ 0.0484	- $\pm$ -	0.171	-	-
Metazachlor	$\mu\text{g/l}$	0.153 $\pm$ 0.00654	- $\pm$ -	0.0184	-	-
Metolachlor	$\mu\text{g/l}$	0.385 $\pm$ 0.00907	0.358 $\pm$ 0.012	0.0578	92.9	-1.07
Metribuzin	$\mu\text{g/l}$	0.374 $\pm$ 0.0099	- $\pm$ -	0.0374	-	-
Nicosulfuron	$\mu\text{g/l}$	0.88 $\pm$ 0.0652	- $\pm$ -	0.22	-	-
Prometryn	$\mu\text{g/l}$	0.164 $\pm$ 0.00618	0.145 $\pm$ 0.003	0.0213	88.6	-2.16
Propazine	$\mu\text{g/l}$	0.108 $\pm$ 0.0054	0.0973 $\pm$ 0.002	0.014	90.2	-1.58
s-Metolachlor Metabolite CGA 368208	$\mu\text{g/l}$	0.182 $\pm$ 0.00883	- $\pm$ -	0.0182	-	-
s-Metolachlor Metabolite NOA 413173	$\mu\text{g/l}$	0.496 $\pm$ 0.0472	- $\pm$ -	0.0843	-	-

Summary of results Herbicides/pesticides - H003 - En-Score

Labcode: LC0021

Parameter	Unit	Assigned $\pm$ U (k=2) value	Result $\pm$ U	Criterion	Recovery [%]	En- Score
Sebuthylazine	$\mu\text{g/l}$	0.695 $\pm$ 0.0268	0.653 $\pm$ 0.006	0.0647	93.9	-1.44
Simazine	$\mu\text{g/l}$	0.35 $\pm$ 0.0116	0.335 $\pm$ 0.003	0.0385	95.6	-1.18
Terbuthylazine	$\mu\text{g/l}$	0.266 $\pm$ 0.00731	0.22 $\pm$ 0.006	0.0293	82.6	-3.31
Terbuthylazine-desethyl	$\mu\text{g/l}$	0.546 $\pm$ 0.0206	0.565 $\pm$ 0.016	0.06	104	0.51
Terbuthylazine Metabolite CGA 324007 (LM5)	$\mu\text{g/l}$	- $\pm$ -	- $\pm$ -	-	-	-
Terbuthylazine Metabolite SYN 545666 (LM6)	$\mu\text{g/l}$	0.318 $\pm$ 0.0221	- $\pm$ -	0.0318	-	-
Terbuthylazine Metabolite SYN 546009 (LM3)	$\mu\text{g/l}$	- $\pm$ -	- $\pm$ -	-	-	-
Terbutryn	$\mu\text{g/l}$	0.172 $\pm$ 0.00582	0.16 $\pm$ 0.002	0.0172	93.1	-1.69
Tritosulfuron	$\mu\text{g/l}$	- $\pm$ -	- $\pm$ -	-	-	-



## Sample: H003A

Parameter	Unit	Assigned $\pm$ U (k=2) value	Result $\pm$ U	Criterion	Recovery [%]	z-Score
2,4,5-Trichlorophenoxyacetic acid	$\mu\text{g/l}$	0.153 $\pm$ 0.0114	- $\pm$ -	0.0275	-	-
2,4-D (2,4-Dichlorphenoxyaceticacid)	$\mu\text{g/l}$	0.734 $\pm$ 0.0275	0.769 $\pm$ 0.138	0.103	105	0.34
2,6-Dichlorobenzamide	$\mu\text{g/l}$	0.217 $\pm$ 0.00924	0.213 $\pm$ 0.038	0.0325	98.3	-0.11
Alachlor	$\mu\text{g/l}$	0.106 $\pm$ 0.00457	0.115 $\pm$ 0.021	0.0127	108	0.70
Alachlor-t-acid (Alachlor-OA)	$\mu\text{g/l}$	0.935 $\pm$ 0.057	0.972 $\pm$ 0.175	0.14	104	0.27
Alachlor-t-sulfonic acid (Alachlor-ESA)	$\mu\text{g/l}$	0.291 $\pm$ 0.0115	0.304 $\pm$ 0.055	0.0378	104	0.34
AMPA	$\mu\text{g/l}$	1 $\pm$ 0.0378	0.983 $\pm$ 0.177	0.13	98.2	-0.14
Atrazine	$\mu\text{g/l}$	0.153 $\pm$ 0.00407	0.159 $\pm$ 0.029	0.0168	104	0.38
Atrazine-desethyl	$\mu\text{g/l}$	0.594 $\pm$ 0.0215	0.613 $\pm$ 0.11	0.0712	103	0.27
Atrazine-desethyl-desisopropyl	$\mu\text{g/l}$	0.166 $\pm$ 0.0155	- $\pm$ -	0.0515	-	-
Atrazine-desisopropyl	$\mu\text{g/l}$	0.245 $\pm$ 0.0211	0.271 $\pm$ 0.049	0.0441	111	0.59
Bentazone	$\mu\text{g/l}$	0.166 $\pm$ 0.00606	0.163 $\pm$ 0.029	0.0248	98.4	-0.11
Chloridazon-desphenyl	$\mu\text{g/l}$	0.129 $\pm$ 0.00676	0.129 $\pm$ 0.023	0.0142	100	0.00
Chlorothalonil-4-hydroxy	$\mu\text{g/l}$	- $\pm$ -	- $\pm$ -	-	-	-
Chlorothalonil Metabolite R417888 (Chlorothalonil-ESA)	$\mu\text{g/l}$	0.0798 $\pm$ 0.00395	0.078 $\pm$ 0.014	0.016	97.8	-0.11
Chlorothalonil Metabolite R471811	$\mu\text{g/l}$	0.187 $\pm$ 0.0395	0.273 $\pm$ 0.049	0.0655	146	1.31
Chlorothalonil Metabolite R611965 (3-carbamyl-2,4,5-trichlorobenzoic acid)	$\mu\text{g/l}$	- $\pm$ -	0.208 $\pm$ 0.037	-	-	-
Chlorothalonil Metabolite R611968	$\mu\text{g/l}$	- $\pm$ -	0.177 $\pm$ 0.032	-	-	-
Chlorothalonil Metabolite SYN507900	$\mu\text{g/l}$	- $\pm$ -	0.152 $\pm$ 0.027	-	-	-
Chlorothalonil Metabolite SYN548580	$\mu\text{g/l}$	- $\pm$ -	0.371 $\pm$ 0.067	-	-	-
Chlorothalonil Metabolite SYN548581	$\mu\text{g/l}$	- $\pm$ -	0.646 $\pm$ 0.116	-	-	-
Clopyralid	$\mu\text{g/l}$	0.24 $\pm$ 0.0285	- $\pm$ -	0.048	-	-
Cyanazine	$\mu\text{g/l}$	0.167 $\pm$ 0.00751	0.178 $\pm$ 0.032	0.0234	107	0.48

Parameter	Unit	Assigned $\pm$ U (k=2) value	Result $\pm$ U	Criterion	Recovery [%]	z-Score
Dicamba	$\mu\text{g/l}$	- $\pm$ -	- $\pm$ -	-	-	-
Dichlorprop	$\mu\text{g/l}$	0.553 $\pm$ 0.0349	0.593 $\pm$ 0.107	0.0664	107	0.60
Dimethachlor ethane sulfonic acid (CGA 354742, Dimethachlor-ESA)	$\mu\text{g/l}$	0.233 $\pm$ 0.0174	0.218 $\pm$ 0.039	0.0465	93.7	-0.31
Dimethachlor Metabolite - CGA 369873	$\mu\text{g/l}$	0.144 $\pm$ 0.00926	- $\pm$ -	0.0288	-	-
Dimethachlor Metabolite - CGA 373464 (acetic acid methyl ester)	$\mu\text{g/l}$	- $\pm$ -	- $\pm$ -	-	-	-
Dimethachlor Metabolite - CGA 373464 (free acid)	$\mu\text{g/l}$	- $\pm$ -	- $\pm$ -	-	-	-
Dimethachlor oxalamic acid (CGA 50266, Dimethachlor-OA)	$\mu\text{g/l}$	0.43 $\pm$ 0.0555	0.435 $\pm$ 0.078	0.099	101	0.05
Glufosinate	$\mu\text{g/l}$	- $\pm$ -	0.193 $\pm$ 0.035	-	-	-
Glufosinate metabolite MPPA	$\mu\text{g/l}$	- $\pm$ -	- $\pm$ -	-	-	-
Glyphosate	$\mu\text{g/l}$	0.411 $\pm$ 0.0171	0.446 $\pm$ 0.08	0.0821	109	0.43
Metazachlor	$\mu\text{g/l}$	0.161 $\pm$ 0.00743	0.173 $\pm$ 0.031	0.0193	107	0.61
Metolachlor	$\mu\text{g/l}$	0.176 $\pm$ 0.00384	0.181 $\pm$ 0.033	0.0264	103	0.19
Metribuzin	$\mu\text{g/l}$	0.781 $\pm$ 0.0333	0.842 $\pm$ 0.152	0.0781	108	0.78
Nicosulfuron	$\mu\text{g/l}$	0.286 $\pm$ 0.0712	0.261 $\pm$ 0.047	0.111	91.4	-0.22
Prometryn	$\mu\text{g/l}$	0.429 $\pm$ 0.0169	0.444 $\pm$ 0.08	0.0558	103	0.26
Propazine	$\mu\text{g/l}$	0.229 $\pm$ 0.00751	0.238 $\pm$ 0.043	0.0297	104	0.31
s-Metolachlor Metabolite CGA 368208	$\mu\text{g/l}$	0.421 $\pm$ 0.0406	- $\pm$ -	0.059	-	-
s-Metolachlor Metabolite NOA 413173	$\mu\text{g/l}$	0.176 $\pm$ 0.0206	0.205 $\pm$ 0.037	0.0353	116	0.81
Sebuthylazine	$\mu\text{g/l}$	- $\pm$ -	- $\pm$ -	-	-	-
Simazine	$\mu\text{g/l}$	0.174 $\pm$ 0.00425	0.219 $\pm$ 0.039	0.0191	126	2.35
Terbuthylazine	$\mu\text{g/l}$	0.562 $\pm$ 0.0151	0.583 $\pm$ 0.105	0.0618	104	0.34
Terbuthylazine-desethyl	$\mu\text{g/l}$	0.274 $\pm$ 0.00994	0.268 $\pm$ 0.048	0.0301	97.9	-0.19
Terbuthylazine Metabolite CGA 324007 (LM5)	$\mu\text{g/l}$	- $\pm$ -	- $\pm$ -	-	-	-
Terbuthylazine Metabolite SYN 545666 (LM6)	$\mu\text{g/l}$	0.154 $\pm$ 0.0201	0.178 $\pm$ 0.032	0.0369	116	0.66

Parameter	Unit	Assigned $\pm$ U (k=2) value	Result $\pm$ U	Criterion	Recovery [%]	z-Score
Terbutylazine Metabolite SYN 546009 (LM3)	$\mu\text{g/l}$	- $\pm$ -	- $\pm$ -	-	-	-
Terbutryn	$\mu\text{g/l}$	0.426 $\pm$ 0.0169	0.449 $\pm$ 0.081	0.0426	105	0.54
Tritosulfuron	$\mu\text{g/l}$	- $\pm$ -	- $\pm$ -	-	-	-

## Sample: H003B

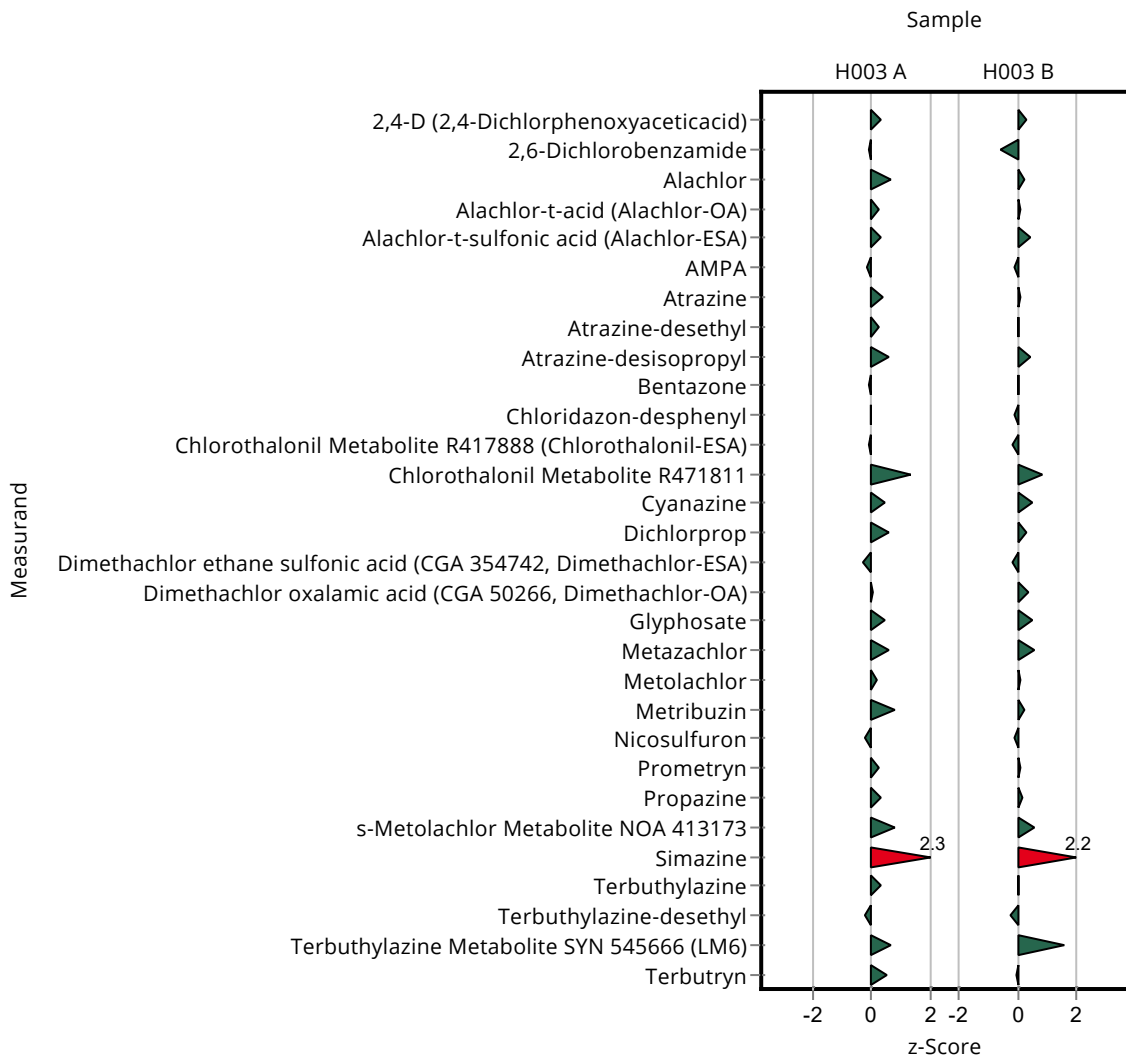
Parameter	Unit	Assigned $\pm$ U (k=2) value	Result $\pm$ U	Criterion	Recovery [%]	z-Score
2,4,5-Trichlorophenoxyacetic acid	$\mu\text{g/l}$	0.341 $\pm$ 0.0365	- $\pm$ -	0.0615	-	-
2,4-D (2,4-Dichlorophenoxyacetic acid)	$\mu\text{g/l}$	0.348 $\pm$ 0.0129	0.361 $\pm$ 0.065	0.0487	104	0.27
2,6-Dichlorobenzamide	$\mu\text{g/l}$	0.437 $\pm$ 0.017	0.397 $\pm$ 0.071	0.0655	90.9	-0.60
Alachlor	$\mu\text{g/l}$	0.487 $\pm$ 0.0145	0.499 $\pm$ 0.09	0.0585	102	0.20
Alachlor-t-acid (Alachlor-OA)	$\mu\text{g/l}$	0.185 $\pm$ 0.0171	0.188 $\pm$ 0.034	0.0278	101	0.10
Alachlor-t-sulfonic acid (Alachlor-ESA)	$\mu\text{g/l}$	0.29 $\pm$ 0.0395	0.317 $\pm$ 0.057	0.0608	109	0.45
AMPA	$\mu\text{g/l}$	0.562 $\pm$ 0.0415	0.554 $\pm$ 0.1	0.073	98.6	-0.11
Atrazine	$\mu\text{g/l}$	0.658 $\pm$ 0.0171	0.666 $\pm$ 0.12	0.0724	101	0.11
Atrazine-desethyl	$\mu\text{g/l}$	0.275 $\pm$ 0.0128	0.276 $\pm$ 0.05	0.033	100	0.03
Atrazine-desethyl-desisopropyl	$\mu\text{g/l}$	0.423 $\pm$ 0.0502	- $\pm$ -	0.131	-	-
Atrazine-desisopropyl	$\mu\text{g/l}$	0.242 $\pm$ 0.0176	0.258 $\pm$ 0.046	0.0387	107	0.42
Bentazone	$\mu\text{g/l}$	0.735 $\pm$ 0.0273	0.734 $\pm$ 0.132	0.11	99.9	-0.01
Chloridazon-desphenyl	$\mu\text{g/l}$	0.245 $\pm$ 0.0118	0.242 $\pm$ 0.044	0.0269	98.8	-0.11
Chlorothalonil-4-hydroxy	$\mu\text{g/l}$	- $\pm$ -	- $\pm$ -	-	-	-
Chlorothalonil Metabolite R417888 (Chlorothalonil-ESA)	$\mu\text{g/l}$	0.423 $\pm$ 0.0247	0.408 $\pm$ 0.073	0.0845	96.5	-0.17
Chlorothalonil Metabolite R471811	$\mu\text{g/l}$	0.644 $\pm$ 0.0996	0.778 $\pm$ 0.14	0.167	121	0.80
Chlorothalonil Metabolite R611965 (3-carbamyl-2,4,5-trichlorobenzoic acid)	$\mu\text{g/l}$	- $\pm$ -	0.312 $\pm$ 0.056	-	-	-
Chlorothalonil Metabolite R611968	$\mu\text{g/l}$	- $\pm$ -	0.177 $\pm$ 0.032	-	-	-

Parameter	Unit	Assigned $\pm$ U (k=2) value	Result $\pm$ U	Criterion	Recovery [%]	z-Score
Chlorothalonil Metabolite SYN507900	$\mu\text{g/l}$	- $\pm$ -	0.311 $\pm$ 0.056	-	-	-
Chlorothalonil Metabolite SYN548580	$\mu\text{g/l}$	- $\pm$ -	0.166 $\pm$ 0.03	-	-	-
Chlorothalonil Metabolite SYN548581	$\mu\text{g/l}$	- $\pm$ -	0.32 $\pm$ 0.058	-	-	-
Clopyralid	$\mu\text{g/l}$	0.503 $\pm$ 0.059	- $\pm$ -	0.101	-	-
Cyanazine	$\mu\text{g/l}$	0.441 $\pm$ 0.0221	0.471 $\pm$ 0.085	0.0618	107	0.48
Dicamba	$\mu\text{g/l}$	- $\pm$ -	- $\pm$ -	-	-	-
Dichlorprop	$\mu\text{g/l}$	0.295 $\pm$ 0.0109	0.304 $\pm$ 0.055	0.0354	103	0.26
Dimethachlor ethane sulfonic acid (CGA 354742, Dimethachlor-ESA)	$\mu\text{g/l}$	0.112 $\pm$ 0.00608	0.107 $\pm$ 0.019	0.0224	95.6	-0.22
Dimethachlor Metabolite - CGA 369873	$\mu\text{g/l}$	0.308 $\pm$ 0.0189	- $\pm$ -	0.0617	-	-
Dimethachlor Metabolite - CGA 373464 (acetic acid methyl ester)	$\mu\text{g/l}$	- $\pm$ -	- $\pm$ -	-	-	-
Dimethachlor Metabolite - CGA 373464 (free acid)	$\mu\text{g/l}$	- $\pm$ -	- $\pm$ -	-	-	-
Dimethachlor oxalamic acid (CGA 50266, Dimethachlor-OA)	$\mu\text{g/l}$	0.449 $\pm$ 0.0607	0.488 $\pm$ 0.088	0.108	109	0.36
Glufosinate	$\mu\text{g/l}$	- $\pm$ -	0.83 $\pm$ 0.149	-	-	-
Glufosinate metabolite MPPA	$\mu\text{g/l}$	- $\pm$ -	- $\pm$ -	-	-	-
Glyphosate	$\mu\text{g/l}$	0.854 $\pm$ 0.0484	0.936 $\pm$ 0.168	0.171	110	0.48
Metazachlor	$\mu\text{g/l}$	0.153 $\pm$ 0.00654	0.163 $\pm$ 0.029	0.0184	107	0.55
Metolachlor	$\mu\text{g/l}$	0.385 $\pm$ 0.00907	0.392 $\pm$ 0.071	0.0578	102	0.11
Metribuzin	$\mu\text{g/l}$	0.374 $\pm$ 0.0099	0.382 $\pm$ 0.069	0.0374	102	0.23
Nicosulfuron	$\mu\text{g/l}$	0.88 $\pm$ 0.0652	0.849 $\pm$ 0.153	0.22	96.5	-0.14
Prometryn	$\mu\text{g/l}$	0.164 $\pm$ 0.00618	0.165 $\pm$ 0.03	0.0213	101	0.06
Propazine	$\mu\text{g/l}$	0.108 $\pm$ 0.0054	0.11 $\pm$ 0.02	0.014	102	0.15
s-Metolachlor Metabolite CGA 368208	$\mu\text{g/l}$	0.182 $\pm$ 0.00883	- $\pm$ -	0.0182	-	-
s-Metolachlor Metabolite NOA 413173	$\mu\text{g/l}$	0.496 $\pm$ 0.0472	0.544 $\pm$ 0.098	0.0843	110	0.57

Summary of results Herbicides/pesticides - H003

Labcode: LC0022

Parameter	Unit	Assigned $\pm$ U (k=2) value	Result $\pm$ U	Criterion	Recovery [%]	z-Score
Sebuthylazine	$\mu\text{g/l}$	0.695 $\pm$ 0.0268	- $\pm$ -	0.0647	-	-
Simazine	$\mu\text{g/l}$	0.35 $\pm$ 0.0116	0.434 $\pm$ 0.078	0.0385	124	2.17
Terbuthylazine	$\mu\text{g/l}$	0.266 $\pm$ 0.00731	0.267 $\pm$ 0.048	0.0293	100	0.02
Terbuthylazine-desethyl	$\mu\text{g/l}$	0.546 $\pm$ 0.0206	0.531 $\pm$ 0.096	0.06	97.3	-0.24
Terbuthylazine Metabolite CGA 324007 (LM5)	$\mu\text{g/l}$	- $\pm$ -	- $\pm$ -	-	-	-
Terbuthylazine Metabolite SYN 545666 (LM6)	$\mu\text{g/l}$	0.318 $\pm$ 0.0221	0.369 $\pm$ 0.066	0.0318	116	1.61
Terbuthylazine Metabolite SYN 546009 (LM3)	$\mu\text{g/l}$	- $\pm$ -	- $\pm$ -	-	-	-
Terbutryn	$\mu\text{g/l}$	0.172 $\pm$ 0.00582	0.171 $\pm$ 0.031	0.0172	99.5	-0.05
Tritosulfuron	$\mu\text{g/l}$	- $\pm$ -	- $\pm$ -	-	-	-



## Sample: H003A

Parameter	Unit	Assigned $\pm$ U (k=2) value	Result $\pm$ U	Criterion	Recovery [%]	En-Score
2,4,5-Trichlorophenoxyacetic acid	$\mu\text{g/l}$	0.153 $\pm$ 0.0114	- $\pm$ -	0.0275	-	-
2,4-D (2,4-Dichlorphenoxyaceticacid)	$\mu\text{g/l}$	0.734 $\pm$ 0.0275	0.769 $\pm$ 0.138	0.103	105	0.13
2,6-Dichlorobenzamide	$\mu\text{g/l}$	0.217 $\pm$ 0.00924	0.213 $\pm$ 0.038	0.0325	98.3	-0.05
Alachlor	$\mu\text{g/l}$	0.106 $\pm$ 0.00457	0.115 $\pm$ 0.021	0.0127	108	0.21
Alachlor-t-acid (Alachlor-OA)	$\mu\text{g/l}$	0.935 $\pm$ 0.057	0.972 $\pm$ 0.175	0.14	104	0.10
Alachlor-t-sulfonic acid (Alachlor-ESA)	$\mu\text{g/l}$	0.291 $\pm$ 0.0115	0.304 $\pm$ 0.055	0.0378	104	0.12
AMPA	$\mu\text{g/l}$	1 $\pm$ 0.0378	0.983 $\pm$ 0.177	0.13	98.2	-0.05
Atrazine	$\mu\text{g/l}$	0.153 $\pm$ 0.00407	0.159 $\pm$ 0.029	0.0168	104	0.11
Atrazine-desethyl	$\mu\text{g/l}$	0.594 $\pm$ 0.0215	0.613 $\pm$ 0.11	0.0712	103	0.09
Atrazine-desethyl-desisopropyl	$\mu\text{g/l}$	0.166 $\pm$ 0.0155	- $\pm$ -	0.0515	-	-
Atrazine-desisopropyl	$\mu\text{g/l}$	0.245 $\pm$ 0.0211	0.271 $\pm$ 0.049	0.0441	111	0.26
Bentazone	$\mu\text{g/l}$	0.166 $\pm$ 0.00606	0.163 $\pm$ 0.029	0.0248	98.4	-0.05
Chloridazon-desphenyl	$\mu\text{g/l}$	0.129 $\pm$ 0.00676	0.129 $\pm$ 0.023	0.0142	100	0.00
Chlorothalonil-4-hydroxy	$\mu\text{g/l}$	- $\pm$ -	- $\pm$ -	-	-	-
Chlorothalonil Metabolite R417888 (Chlorothalonil-ESA)	$\mu\text{g/l}$	0.0798 $\pm$ 0.00395	0.078 $\pm$ 0.014	0.016	97.8	-0.06
Chlorothalonil Metabolite R471811	$\mu\text{g/l}$	0.187 $\pm$ 0.0395	0.273 $\pm$ 0.049	0.0655	146	0.81
Chlorothalonil Metabolite R611965 (3-carbamyl-2,4,5-trichlorobenzoic acid)	$\mu\text{g/l}$	- $\pm$ -	0.208 $\pm$ 0.037	-	-	-
Chlorothalonil Metabolite R611968	$\mu\text{g/l}$	- $\pm$ -	0.177 $\pm$ 0.032	-	-	-
Chlorothalonil Metabolite SYN507900	$\mu\text{g/l}$	- $\pm$ -	0.152 $\pm$ 0.027	-	-	-
Chlorothalonil Metabolite SYN548580	$\mu\text{g/l}$	- $\pm$ -	0.371 $\pm$ 0.067	-	-	-
Chlorothalonil Metabolite SYN548581	$\mu\text{g/l}$	- $\pm$ -	0.646 $\pm$ 0.116	-	-	-
Clopyralid	$\mu\text{g/l}$	0.24 $\pm$ 0.0285	- $\pm$ -	0.048	-	-
Cyanazine	$\mu\text{g/l}$	0.167 $\pm$ 0.00751	0.178 $\pm$ 0.032	0.0234	107	0.17

Parameter	Unit	Assigned $\pm$ U (k=2) value	Result $\pm$ U	Criterion	Recovery [%]	En-Score
Dicamba	$\mu\text{g/l}$	- $\pm$ -	- $\pm$ -	-	-	-
Dichlorprop	$\mu\text{g/l}$	0.553 $\pm$ 0.0349	0.593 $\pm$ 0.107	0.0664	107	0.18
Dimethachlor ethane sulfonic acid (CGA 354742, Dimethachlor-ESA)	$\mu\text{g/l}$	0.233 $\pm$ 0.0174	0.218 $\pm$ 0.039	0.0465	93.7	-0.18
Dimethachlor Metabolite - CGA 369873	$\mu\text{g/l}$	0.144 $\pm$ 0.00926	- $\pm$ -	0.0288	-	-
Dimethachlor Metabolite - CGA 373464 (acetic acid methyl ester)	$\mu\text{g/l}$	- $\pm$ -	- $\pm$ -	-	-	-
Dimethachlor Metabolite - CGA 373464 (free acid)	$\mu\text{g/l}$	- $\pm$ -	- $\pm$ -	-	-	-
Dimethachlor oxalamic acid (CGA 50266, Dimethachlor-OA)	$\mu\text{g/l}$	0.43 $\pm$ 0.0555	0.435 $\pm$ 0.078	0.099	101	0.03
Glufosinate	$\mu\text{g/l}$	- $\pm$ -	0.193 $\pm$ 0.035	-	-	-
Glufosinate metabolite MPPA	$\mu\text{g/l}$	- $\pm$ -	- $\pm$ -	-	-	-
Glyphosate	$\mu\text{g/l}$	0.411 $\pm$ 0.0171	0.446 $\pm$ 0.08	0.0821	109	0.22
Metazachlor	$\mu\text{g/l}$	0.161 $\pm$ 0.00743	0.173 $\pm$ 0.031	0.0193	107	0.19
Metolachlor	$\mu\text{g/l}$	0.176 $\pm$ 0.00384	0.181 $\pm$ 0.033	0.0264	103	0.08
Metribuzin	$\mu\text{g/l}$	0.781 $\pm$ 0.0333	0.842 $\pm$ 0.152	0.0781	108	0.20
Nicosulfuron	$\mu\text{g/l}$	0.286 $\pm$ 0.0712	0.261 $\pm$ 0.047	0.111	91.4	-0.21
Prometryn	$\mu\text{g/l}$	0.429 $\pm$ 0.0169	0.444 $\pm$ 0.08	0.0558	103	0.09
Propazine	$\mu\text{g/l}$	0.229 $\pm$ 0.00751	0.238 $\pm$ 0.043	0.0297	104	0.11
s-Metolachlor Metabolite CGA 368208	$\mu\text{g/l}$	0.421 $\pm$ 0.0406	- $\pm$ -	0.059	-	-
s-Metolachlor Metabolite NOA 413173	$\mu\text{g/l}$	0.176 $\pm$ 0.0206	0.205 $\pm$ 0.037	0.0353	116	0.37
Sebuthylazine	$\mu\text{g/l}$	- $\pm$ -	- $\pm$ -	-	-	-
Simazine	$\mu\text{g/l}$	0.174 $\pm$ 0.00425	0.219 $\pm$ 0.039	0.0191	126	0.58
Terbuthylazine	$\mu\text{g/l}$	0.562 $\pm$ 0.0151	0.583 $\pm$ 0.105	0.0618	104	0.10
Terbuthylazine-desethyl	$\mu\text{g/l}$	0.274 $\pm$ 0.00994	0.268 $\pm$ 0.048	0.0301	97.9	-0.06
Terbuthylazine Metabolite CGA 324007 (LM5)	$\mu\text{g/l}$	- $\pm$ -	- $\pm$ -	-	-	-
Terbuthylazine Metabolite SYN 545666 (LM6)	$\mu\text{g/l}$	0.154 $\pm$ 0.0201	0.178 $\pm$ 0.032	0.0369	116	0.36

Parameter	Unit	Assigned $\pm$ U (k=2) value	Result $\pm$ U	Criterion	Recovery [%]	En-Score
Terbutylazine Metabolite SYN 546009 (LM3)	$\mu\text{g/l}$	- $\pm$ -	- $\pm$ -	-	-	-
Terbutryn	$\mu\text{g/l}$	0.426 $\pm$ 0.0169	0.449 $\pm$ 0.081	0.0426	105	0.14
Tritosulfuron	$\mu\text{g/l}$	- $\pm$ -	- $\pm$ -	-	-	-

## Sample: H003B

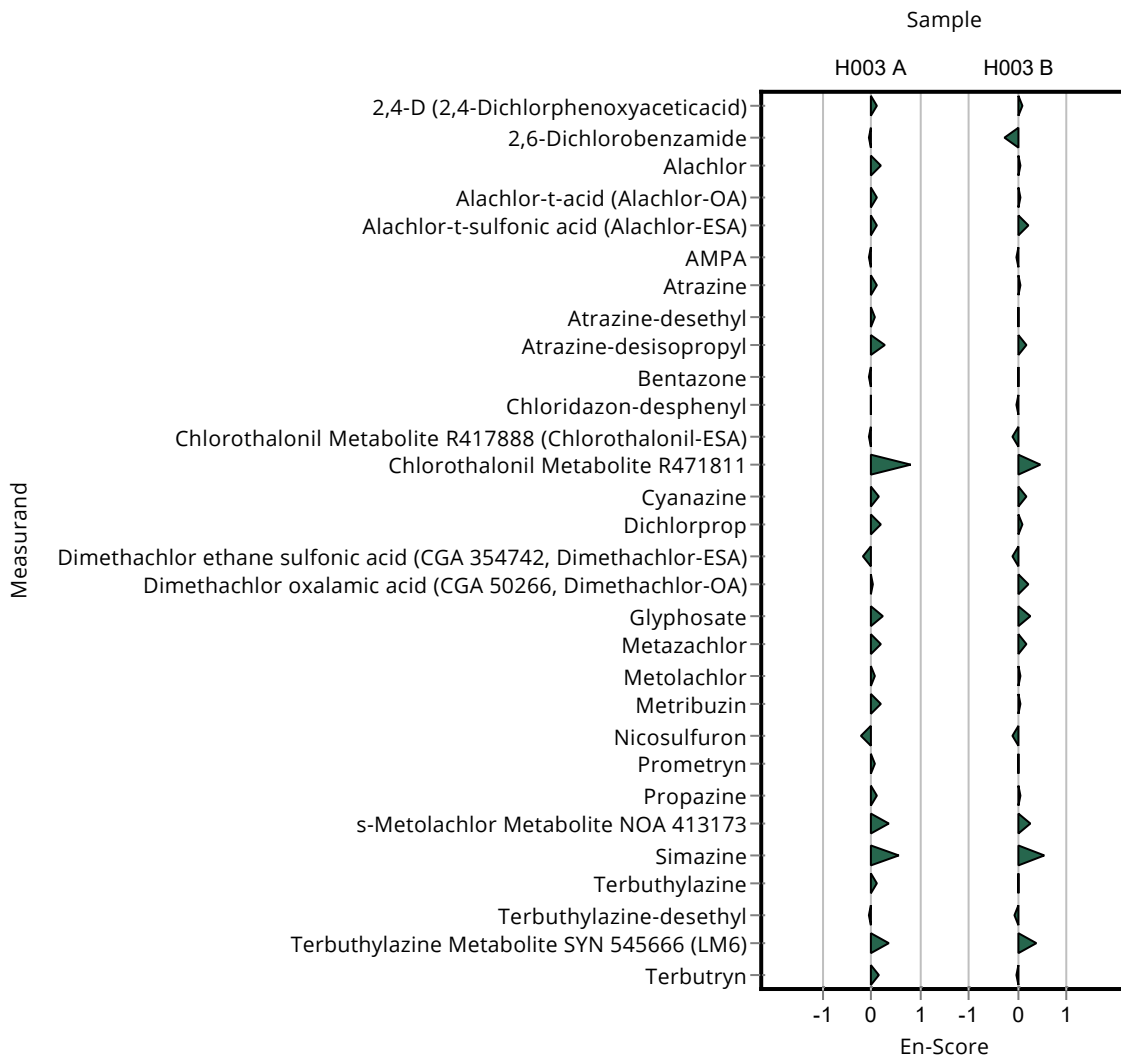
Parameter	Unit	Assigned $\pm$ U (k=2) value	Result $\pm$ U	Criterion	Recovery [%]	En-Score
2,4,5-Trichlorophenoxyacetic acid	$\mu\text{g/l}$	0.341 $\pm$ 0.0365	- $\pm$ -	0.0615	-	-
2,4-D (2,4-Dichlorophenoxyacetic acid)	$\mu\text{g/l}$	0.348 $\pm$ 0.0129	0.361 $\pm$ 0.065	0.0487	104	0.10
2,6-Dichlorobenzamide	$\mu\text{g/l}$	0.437 $\pm$ 0.017	0.397 $\pm$ 0.071	0.0655	90.9	-0.28
Alachlor	$\mu\text{g/l}$	0.487 $\pm$ 0.0145	0.499 $\pm$ 0.09	0.0585	102	0.07
Alachlor-t-acid (Alachlor-OA)	$\mu\text{g/l}$	0.185 $\pm$ 0.0171	0.188 $\pm$ 0.034	0.0278	101	0.04
Alachlor-t-sulfonic acid (Alachlor-ESA)	$\mu\text{g/l}$	0.29 $\pm$ 0.0395	0.317 $\pm$ 0.057	0.0608	109	0.23
AMPA	$\mu\text{g/l}$	0.562 $\pm$ 0.0415	0.554 $\pm$ 0.1	0.073	98.6	-0.04
Atrazine	$\mu\text{g/l}$	0.658 $\pm$ 0.0171	0.666 $\pm$ 0.12	0.0724	101	0.03
Atrazine-desethyl	$\mu\text{g/l}$	0.275 $\pm$ 0.0128	0.276 $\pm$ 0.05	0.033	100	0.01
Atrazine-desethyl-desisopropyl	$\mu\text{g/l}$	0.423 $\pm$ 0.0502	- $\pm$ -	0.131	-	-
Atrazine-desisopropyl	$\mu\text{g/l}$	0.242 $\pm$ 0.0176	0.258 $\pm$ 0.046	0.0387	107	0.17
Bentazone	$\mu\text{g/l}$	0.735 $\pm$ 0.0273	0.734 $\pm$ 0.132	0.11	99.9	0.00
Chloridazon-desphenyl	$\mu\text{g/l}$	0.245 $\pm$ 0.0118	0.242 $\pm$ 0.044	0.0269	98.8	-0.03
Chlorothalonil-4-hydroxy	$\mu\text{g/l}$	- $\pm$ -	- $\pm$ -	-	-	-
Chlorothalonil Metabolite R417888 (Chlorothalonil-ESA)	$\mu\text{g/l}$	0.423 $\pm$ 0.0247	0.408 $\pm$ 0.073	0.0845	96.5	-0.10
Chlorothalonil Metabolite R471811	$\mu\text{g/l}$	0.644 $\pm$ 0.0996	0.778 $\pm$ 0.14	0.167	121	0.45
Chlorothalonil Metabolite R611965 (3-carbamyl-2,4,5-trichlorobenzoic acid)	$\mu\text{g/l}$	- $\pm$ -	0.312 $\pm$ 0.056	-	-	-
Chlorothalonil Metabolite R611968	$\mu\text{g/l}$	- $\pm$ -	0.177 $\pm$ 0.032	-	-	-

Parameter	Unit	Assigned $\pm$ U (k=2) value	Result $\pm$ U	Criterion	Recovery [%]	En-Score
Chlorothalonil Metabolite SYN507900	$\mu\text{g/l}$	- $\pm$ -	0.311 $\pm$ 0.056	-	-	-
Chlorothalonil Metabolite SYN548580	$\mu\text{g/l}$	- $\pm$ -	0.166 $\pm$ 0.03	-	-	-
Chlorothalonil Metabolite SYN548581	$\mu\text{g/l}$	- $\pm$ -	0.32 $\pm$ 0.058	-	-	-
Clopyralid	$\mu\text{g/l}$	0.503 $\pm$ 0.059	- $\pm$ -	0.101	-	-
Cyanazine	$\mu\text{g/l}$	0.441 $\pm$ 0.0221	0.471 $\pm$ 0.085	0.0618	107	0.17
Dicamba	$\mu\text{g/l}$	- $\pm$ -	- $\pm$ -	-	-	-
Dichlorprop	$\mu\text{g/l}$	0.295 $\pm$ 0.0109	0.304 $\pm$ 0.055	0.0354	103	0.08
Dimethachlor ethane sulfonic acid (CGA 354742, Dimethachlor-ESA)	$\mu\text{g/l}$	0.112 $\pm$ 0.00608	0.107 $\pm$ 0.019	0.0224	95.6	-0.13
Dimethachlor Metabolite - CGA 369873	$\mu\text{g/l}$	0.308 $\pm$ 0.0189	- $\pm$ -	0.0617	-	-
Dimethachlor Metabolite - CGA 373464 (acetic acid methyl ester)	$\mu\text{g/l}$	- $\pm$ -	- $\pm$ -	-	-	-
Dimethachlor Metabolite - CGA 373464 (free acid)	$\mu\text{g/l}$	- $\pm$ -	- $\pm$ -	-	-	-
Dimethachlor oxalamic acid (CGA 50266, Dimethachlor-OA)	$\mu\text{g/l}$	0.449 $\pm$ 0.0607	0.488 $\pm$ 0.088	0.108	109	0.21
Glufosinate	$\mu\text{g/l}$	- $\pm$ -	0.83 $\pm$ 0.149	-	-	-
Glufosinate metabolite MPPA	$\mu\text{g/l}$	- $\pm$ -	- $\pm$ -	-	-	-
Glyphosate	$\mu\text{g/l}$	0.854 $\pm$ 0.0484	0.936 $\pm$ 0.168	0.171	110	0.24
Metazachlor	$\mu\text{g/l}$	0.153 $\pm$ 0.00654	0.163 $\pm$ 0.029	0.0184	107	0.17
Metolachlor	$\mu\text{g/l}$	0.385 $\pm$ 0.00907	0.392 $\pm$ 0.071	0.0578	102	0.05
Metribuzin	$\mu\text{g/l}$	0.374 $\pm$ 0.0099	0.382 $\pm$ 0.069	0.0374	102	0.06
Nicosulfuron	$\mu\text{g/l}$	0.88 $\pm$ 0.0652	0.849 $\pm$ 0.153	0.22	96.5	-0.10
Prometryn	$\mu\text{g/l}$	0.164 $\pm$ 0.00618	0.165 $\pm$ 0.03	0.0213	101	0.02
Propazine	$\mu\text{g/l}$	0.108 $\pm$ 0.0054	0.11 $\pm$ 0.02	0.014	102	0.05
s-Metolachlor Metabolite CGA 368208	$\mu\text{g/l}$	0.182 $\pm$ 0.00883	- $\pm$ -	0.0182	-	-
s-Metolachlor Metabolite NOA 413173	$\mu\text{g/l}$	0.496 $\pm$ 0.0472	0.544 $\pm$ 0.098	0.0843	110	0.24

Summary of results Herbicides/pesticides - H003 - En-Score

Labcode: LC0022

Parameter	Unit	Assigned $\pm$ U (k=2) value	Result $\pm$ U	Criterion	Recovery [%]	En-Score
Sebuthylazine	$\mu\text{g/l}$	0.695 $\pm$ 0.0268	- $\pm$ -	0.0647	-	-
Simazine	$\mu\text{g/l}$	0.35 $\pm$ 0.0116	0.434 $\pm$ 0.078	0.0385	124	0.53
Terbuthylazine	$\mu\text{g/l}$	0.266 $\pm$ 0.00731	0.267 $\pm$ 0.048	0.0293	100	0.01
Terbuthylazine-desethyl	$\mu\text{g/l}$	0.546 $\pm$ 0.0206	0.531 $\pm$ 0.096	0.06	97.3	-0.08
Terbuthylazine Metabolite CGA 324007 (LM5)	$\mu\text{g/l}$	- $\pm$ -	- $\pm$ -	-	-	-
Terbuthylazine Metabolite SYN 545666 (LM6)	$\mu\text{g/l}$	0.318 $\pm$ 0.0221	0.369 $\pm$ 0.066	0.0318	116	0.38
Terbuthylazine Metabolite SYN 546009 (LM3)	$\mu\text{g/l}$	- $\pm$ -	- $\pm$ -	-	-	-
Terbutryn	$\mu\text{g/l}$	0.172 $\pm$ 0.00582	0.171 $\pm$ 0.031	0.0172	99.5	-0.01
Tritosulfuron	$\mu\text{g/l}$	- $\pm$ -	- $\pm$ -	-	-	-



## Sample: H003A

Parameter	Unit	Assigned $\pm$ U (k=2) value	Result $\pm$ U	Criterion	Recovery [%]	z-Score
2,4,5-Trichlorophenoxyacetic acid	$\mu\text{g/l}$	0.153 $\pm$ 0.0114	0.148 $\pm$ 0.035	0.0275	96.8	-0.18
2,4-D (2,4-Dichlorophenoxyacetic acid)	$\mu\text{g/l}$	0.734 $\pm$ 0.0275	0.712 $\pm$ 0.11	0.103	97	-0.21
2,6-Dichlorobenzamide	$\mu\text{g/l}$	0.217 $\pm$ 0.00924	0.213 $\pm$ 0.019	0.0325	98.3	-0.11
Alachlor	$\mu\text{g/l}$	0.106 $\pm$ 0.00457	- $\pm$ -	0.0127	-	-
Alachlor-t-acid (Alachlor-OA)	$\mu\text{g/l}$	0.935 $\pm$ 0.057	- $\pm$ -	0.14	-	-
Alachlor-t-sulfonic acid (Alachlor-ESA)	$\mu\text{g/l}$	0.291 $\pm$ 0.0115	- $\pm$ -	0.0378	-	-
AMPA	$\mu\text{g/l}$	1 $\pm$ 0.0378	<0.025 (LOQ) $\pm$ -	0.13	-	-
Atrazine	$\mu\text{g/l}$	0.153 $\pm$ 0.00407	- $\pm$ -	0.0168	-	-
Atrazine-desethyl	$\mu\text{g/l}$	0.594 $\pm$ 0.0215	- $\pm$ -	0.0712	-	-
Atrazine-desethyl-desisopropyl	$\mu\text{g/l}$	0.166 $\pm$ 0.0155	- $\pm$ -	0.0515	-	-
Atrazine-desisopropyl	$\mu\text{g/l}$	0.245 $\pm$ 0.0211	- $\pm$ -	0.0441	-	-
Bentazone	$\mu\text{g/l}$	0.166 $\pm$ 0.00606	0.155 $\pm$ 0.027	0.0248	93.6	-0.43
Chloridazon-desphenyl	$\mu\text{g/l}$	0.129 $\pm$ 0.00676	- $\pm$ -	0.0142	-	-
Chlorothalonil-4-hydroxy	$\mu\text{g/l}$	- $\pm$ -	- $\pm$ -	-	-	-
Chlorothalonil Metabolite R417888 (Chlorothalonil-ESA)	$\mu\text{g/l}$	0.0798 $\pm$ 0.00395	- $\pm$ -	0.016	-	-
Chlorothalonil Metabolite R471811	$\mu\text{g/l}$	0.187 $\pm$ 0.0395	- $\pm$ -	0.0655	-	-
Chlorothalonil Metabolite R611965 (3-carbamyl-2,4,5-trichlorobenzoic acid)	$\mu\text{g/l}$	- $\pm$ -	- $\pm$ -	-	-	-
Chlorothalonil Metabolite R611968	$\mu\text{g/l}$	- $\pm$ -	- $\pm$ -	-	-	-
Chlorothalonil Metabolite SYN507900	$\mu\text{g/l}$	- $\pm$ -	- $\pm$ -	-	-	-
Chlorothalonil Metabolite SYN548580	$\mu\text{g/l}$	- $\pm$ -	- $\pm$ -	-	-	-
Chlorothalonil Metabolite SYN548581	$\mu\text{g/l}$	- $\pm$ -	- $\pm$ -	-	-	-
Clopyralid	$\mu\text{g/l}$	0.24 $\pm$ 0.0285	- $\pm$ -	0.048	-	-
Cyanazine	$\mu\text{g/l}$	0.167 $\pm$ 0.00751	- $\pm$ -	0.0234	-	-

Parameter	Unit	Assigned $\pm$ U (k=2) value	Result $\pm$ U	Criterion	Recovery [%]	z-Score
Dicamba	$\mu\text{g/l}$	- $\pm$ -	- $\pm$ -	-	-	-
Dichlorprop	$\mu\text{g/l}$	0.553 $\pm$ 0.0349	0.512 $\pm$ 0.077	0.0664	92.5	-0.62
Dimethachlor ethane sulfonic acid (CGA 354742, Dimethachlor-ESA)	$\mu\text{g/l}$	0.233 $\pm$ 0.0174	0.253 $\pm$ 0.024	0.0465	109	0.44
Dimethachlor Metabolite - CGA 369873	$\mu\text{g/l}$	0.144 $\pm$ 0.00926	0.16 $\pm$ 0.022	0.0288	111	0.56
Dimethachlor Metabolite - CGA 373464 (acetic acid methyl ester)	$\mu\text{g/l}$	- $\pm$ -	- $\pm$ -	-	-	-
Dimethachlor Metabolite - CGA 373464 (free acid)	$\mu\text{g/l}$	- $\pm$ -	0.331 $\pm$ 0.03	-	-	-
Dimethachlor oxalamic acid (CGA 50266, Dimethachlor-OA)	$\mu\text{g/l}$	0.43 $\pm$ 0.0555	0.441 $\pm$ 0.042	0.099	102	0.11
Glufosinate	$\mu\text{g/l}$	- $\pm$ -	- $\pm$ -	-	-	-
Glufosinate metabolite MPPA	$\mu\text{g/l}$	- $\pm$ -	- $\pm$ -	-	-	-
Glyphosate	$\mu\text{g/l}$	0.411 $\pm$ 0.0171	0.356 $\pm$ 0.069	0.0821	86.7	-0.66
Metazachlor	$\mu\text{g/l}$	0.161 $\pm$ 0.00743	- $\pm$ -	0.0193	-	-
Metolachlor	$\mu\text{g/l}$	0.176 $\pm$ 0.00384	- $\pm$ -	0.0264	-	-
Metribuzin	$\mu\text{g/l}$	0.781 $\pm$ 0.0333	- $\pm$ -	0.0781	-	-
Nicosulfuron	$\mu\text{g/l}$	0.286 $\pm$ 0.0712	0.269 $\pm$ 0.039	0.111	94.2	-0.15
Prometryn	$\mu\text{g/l}$	0.429 $\pm$ 0.0169	- $\pm$ -	0.0558	-	-
Propazine	$\mu\text{g/l}$	0.229 $\pm$ 0.00751	- $\pm$ -	0.0297	-	-
s-Metolachlor Metabolite CGA 368208	$\mu\text{g/l}$	0.421 $\pm$ 0.0406	0.653 $\pm$ 0.069	0.059	155	3.92
s-Metolachlor Metabolite NOA 413173	$\mu\text{g/l}$	0.176 $\pm$ 0.0206	0.122 $\pm$ 0.011	0.0353	69.1	-1.54
Sebuthylazine	$\mu\text{g/l}$	- $\pm$ -	- $\pm$ -	-	-	-
Simazine	$\mu\text{g/l}$	0.174 $\pm$ 0.00425	- $\pm$ -	0.0191	-	-
Terbuthylazine	$\mu\text{g/l}$	0.562 $\pm$ 0.0151	- $\pm$ -	0.0618	-	-
Terbuthylazine-desethyl	$\mu\text{g/l}$	0.274 $\pm$ 0.00994	- $\pm$ -	0.0301	-	-
Terbuthylazine Metabolite CGA 324007 (LM5)	$\mu\text{g/l}$	- $\pm$ -	- $\pm$ -	-	-	-
Terbuthylazine Metabolite SYN 545666 (LM6)	$\mu\text{g/l}$	0.154 $\pm$ 0.0201	- $\pm$ -	0.0369	-	-

Summary of results Herbicides/pesticides - H003

Labcode: LC0023

Parameter	Unit	Assigned $\pm$ U (k=2) value	Result $\pm$ U	Criterion	Recovery [%]	z-Score
Terbutylazine Metabolite SYN 546009 (LM3)	$\mu\text{g/l}$	- $\pm$ -	- $\pm$ -	-	-	-
Terbutryn	$\mu\text{g/l}$	0.426 $\pm$ 0.0169	- $\pm$ -	0.0426	-	-
Tritosulfuron	$\mu\text{g/l}$	- $\pm$ -	- $\pm$ -	-	-	-

Sample: H003B

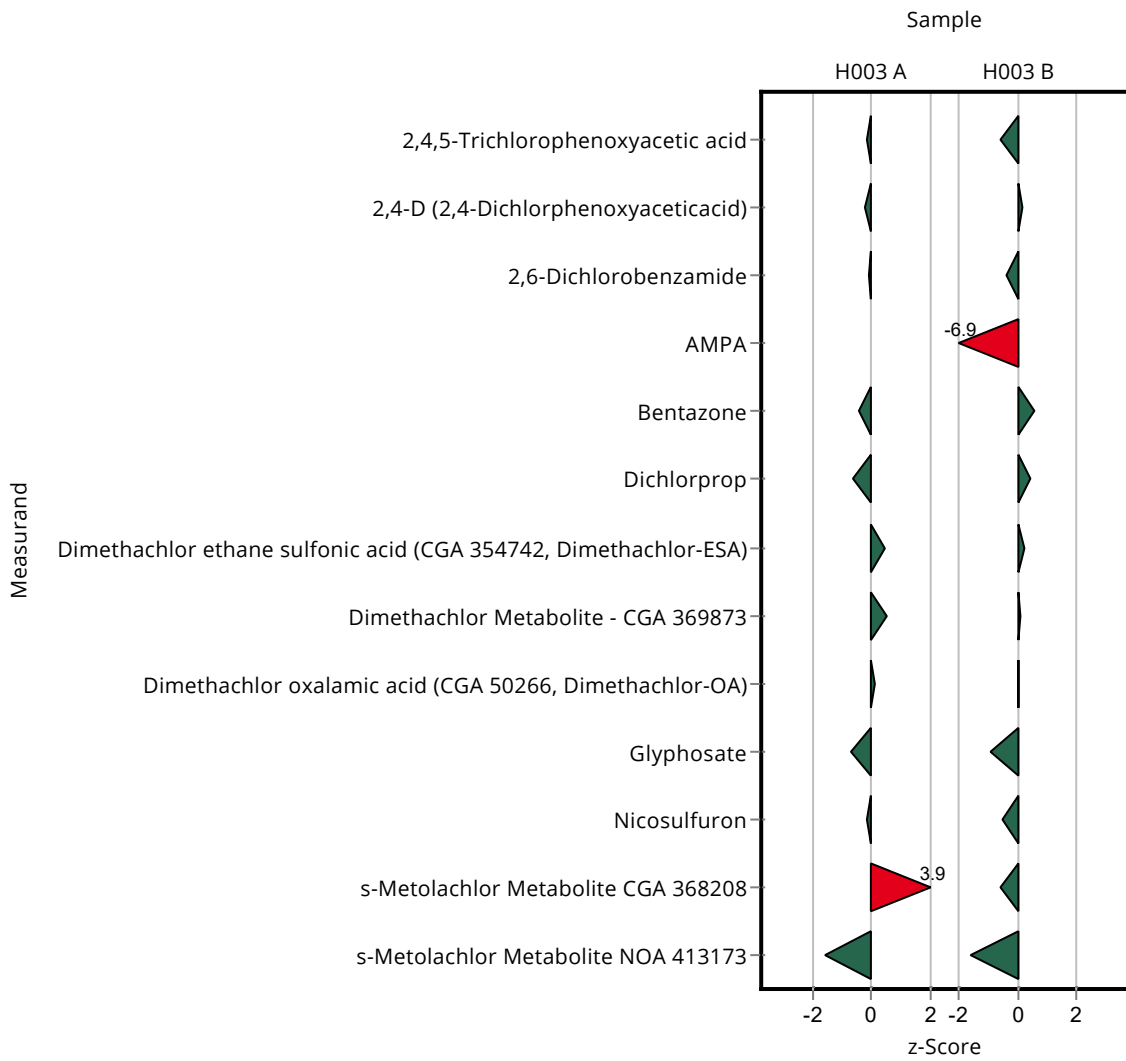
Parameter	Unit	Assigned $\pm$ U (k=2) value	Result $\pm$ U	Criterion	Recovery [%]	z-Score
2,4,5-Trichlorophenoxyacetic acid	$\mu\text{g/l}$	0.341 $\pm$ 0.0365	0.306 $\pm$ 0.072	0.0615	89.6	-0.58
2,4-D (2,4-Dichlorophenoxyacetic acid)	$\mu\text{g/l}$	0.348 $\pm$ 0.0129	0.355 $\pm$ 0.057	0.0487	102	0.14
2,6-Dichlorobenzamide	$\mu\text{g/l}$	0.437 $\pm$ 0.017	0.409 $\pm$ 0.037	0.0655	93.7	-0.42
Alachlor	$\mu\text{g/l}$	0.487 $\pm$ 0.0145	- $\pm$ -	0.0585	-	-
Alachlor-t-acid (Alachlor-OA)	$\mu\text{g/l}$	0.185 $\pm$ 0.0171	- $\pm$ -	0.0278	-	-
Alachlor-t-sulfonic acid (Alachlor-ESA)	$\mu\text{g/l}$	0.29 $\pm$ 0.0395	- $\pm$ -	0.0608	-	-
AMPA	$\mu\text{g/l}$	0.562 $\pm$ 0.0415	0.055 $\pm$ 0.01	0.073	9.79	-6.94
Atrazine	$\mu\text{g/l}$	0.658 $\pm$ 0.0171	- $\pm$ -	0.0724	-	-
Atrazine-desethyl	$\mu\text{g/l}$	0.275 $\pm$ 0.0128	- $\pm$ -	0.033	-	-
Atrazine-desethyl-desisopropyl	$\mu\text{g/l}$	0.423 $\pm$ 0.0502	- $\pm$ -	0.131	-	-
Atrazine-desisopropyl	$\mu\text{g/l}$	0.242 $\pm$ 0.0176	- $\pm$ -	0.0387	-	-
Bentazone	$\mu\text{g/l}$	0.735 $\pm$ 0.0273	0.798 $\pm$ 0.14	0.11	109	0.57
Chloridazon-desphenyl	$\mu\text{g/l}$	0.245 $\pm$ 0.0118	- $\pm$ -	0.0269	-	-
Chlorothalonil-4-hydroxy	$\mu\text{g/l}$	- $\pm$ -	- $\pm$ -	-	-	-
Chlorothalonil Metabolite R417888 (Chlorothalonil-ESA)	$\mu\text{g/l}$	0.423 $\pm$ 0.0247	- $\pm$ -	0.0845	-	-
Chlorothalonil Metabolite R471811	$\mu\text{g/l}$	0.644 $\pm$ 0.0996	- $\pm$ -	0.167	-	-
Chlorothalonil Metabolite R611965 (3-carbamyl-2,4,5-trichlorobenzoic acid)	$\mu\text{g/l}$	- $\pm$ -	- $\pm$ -	-	-	-
Chlorothalonil Metabolite R611968	$\mu\text{g/l}$	- $\pm$ -	- $\pm$ -	-	-	-

Parameter	Unit	Assigned $\pm$ U (k=2) value	Result $\pm$ U	Criterion	Recovery [%]	z-Score
Chlorothalonil Metabolite SYN507900	$\mu\text{g/l}$	- $\pm$ -	- $\pm$ -	-	-	-
Chlorothalonil Metabolite SYN548580	$\mu\text{g/l}$	- $\pm$ -	- $\pm$ -	-	-	-
Chlorothalonil Metabolite SYN548581	$\mu\text{g/l}$	- $\pm$ -	- $\pm$ -	-	-	-
Clopyralid	$\mu\text{g/l}$	0.503 $\pm$ 0.059	- $\pm$ -	0.101	-	-
Cyanazine	$\mu\text{g/l}$	0.441 $\pm$ 0.0221	- $\pm$ -	0.0618	-	-
Dicamba	$\mu\text{g/l}$	- $\pm$ -	- $\pm$ -	-	-	-
Dichlorprop	$\mu\text{g/l}$	0.295 $\pm$ 0.0109	0.309 $\pm$ 0.046	0.0354	105	0.40
Dimethachlor ethane sulfonic acid (CGA 354742, Dimethachlor-ESA)	$\mu\text{g/l}$	0.112 $\pm$ 0.00608	0.117 $\pm$ 0.011	0.0224	105	0.23
Dimethachlor Metabolite - CGA 369873	$\mu\text{g/l}$	0.308 $\pm$ 0.0189	0.315 $\pm$ 0.042	0.0617	102	0.11
Dimethachlor Metabolite - CGA 373464 (acetic acid methyl ester)	$\mu\text{g/l}$	- $\pm$ -	- $\pm$ -	-	-	-
Dimethachlor Metabolite - CGA 373464 (free acid)	$\mu\text{g/l}$	- $\pm$ -	0.188 $\pm$ 0.017	-	-	-
Dimethachlor oxalamic acid (CGA 50266, Dimethachlor-OA)	$\mu\text{g/l}$	0.449 $\pm$ 0.0607	0.449 $\pm$ 0.043	0.108	100	0.00
Glufosinate	$\mu\text{g/l}$	- $\pm$ -	- $\pm$ -	-	-	-
Glufosinate metabolite MPPA	$\mu\text{g/l}$	- $\pm$ -	- $\pm$ -	-	-	-
Glyphosate	$\mu\text{g/l}$	0.854 $\pm$ 0.0484	0.695 $\pm$ 0.14	0.171	81.4	-0.93
Metazachlor	$\mu\text{g/l}$	0.153 $\pm$ 0.00654	- $\pm$ -	0.0184	-	-
Metolachlor	$\mu\text{g/l}$	0.385 $\pm$ 0.00907	- $\pm$ -	0.0578	-	-
Metribuzin	$\mu\text{g/l}$	0.374 $\pm$ 0.0099	- $\pm$ -	0.0374	-	-
Nicosulfuron	$\mu\text{g/l}$	0.88 $\pm$ 0.0652	0.758 $\pm$ 0.11	0.22	86.1	-0.56
Prometryn	$\mu\text{g/l}$	0.164 $\pm$ 0.00618	- $\pm$ -	0.0213	-	-
Propazine	$\mu\text{g/l}$	0.108 $\pm$ 0.0054	- $\pm$ -	0.014	-	-
s-Metolachlor Metabolite CGA 368208	$\mu\text{g/l}$	0.182 $\pm$ 0.00883	0.171 $\pm$ 0.018	0.0182	94.2	-0.58
s-Metolachlor Metabolite NOA 413173	$\mu\text{g/l}$	0.496 $\pm$ 0.0472	0.36 $\pm$ 0.032	0.0843	72.6	-1.61

Summary of results Herbicides/pesticides - H003

Labcode: LC0023

Parameter	Unit	Assigned $\pm$ U (k=2) value	Result $\pm$ U	Criterion	Recovery [%]	z-Score
Sebuthylazine	$\mu\text{g/l}$	0.695 $\pm$ 0.0268	- $\pm$ -	0.0647	-	-
Simazine	$\mu\text{g/l}$	0.35 $\pm$ 0.0116	- $\pm$ -	0.0385	-	-
Terbuthylazine	$\mu\text{g/l}$	0.266 $\pm$ 0.00731	- $\pm$ -	0.0293	-	-
Terbuthylazine-desethyl	$\mu\text{g/l}$	0.546 $\pm$ 0.0206	- $\pm$ -	0.06	-	-
Terbuthylazine Metabolite CGA 324007 (LM5)	$\mu\text{g/l}$	- $\pm$ -	- $\pm$ -	-	-	-
Terbuthylazine Metabolite SYN 545666 (LM6)	$\mu\text{g/l}$	0.318 $\pm$ 0.0221	- $\pm$ -	0.0318	-	-
Terbuthylazine Metabolite SYN 546009 (LM3)	$\mu\text{g/l}$	- $\pm$ -	- $\pm$ -	-	-	-
Terbutryn	$\mu\text{g/l}$	0.172 $\pm$ 0.00582	- $\pm$ -	0.0172	-	-
Tritosulfuron	$\mu\text{g/l}$	- $\pm$ -	- $\pm$ -	-	-	-



## Sample: H003A

Parameter	Unit	Assigned $\pm$ U (k=2) value	Result $\pm$ U	Criterion	Recovery [%]	En-Score
2,4,5-Trichlorophenoxyacetic acid	$\mu\text{g/l}$	0.153 $\pm$ 0.0114	0.148 $\pm$ 0.035	0.0275	96.8	-0.07
2,4-D (2,4-Dichlorphenoxyaceticacid)	$\mu\text{g/l}$	0.734 $\pm$ 0.0275	0.712 $\pm$ 0.11	0.103	97	-0.10
2,6-Dichlorobenzamide	$\mu\text{g/l}$	0.217 $\pm$ 0.00924	0.213 $\pm$ 0.019	0.0325	98.3	-0.09
Alachlor	$\mu\text{g/l}$	0.106 $\pm$ 0.00457	- $\pm$ -	0.0127	-	-
Alachlor-t-acid (Alachlor-OA)	$\mu\text{g/l}$	0.935 $\pm$ 0.057	- $\pm$ -	0.14	-	-
Alachlor-t-sulfonic acid (Alachlor-ESA)	$\mu\text{g/l}$	0.291 $\pm$ 0.0115	- $\pm$ -	0.0378	-	-
AMPA	$\mu\text{g/l}$	1 $\pm$ 0.0378	<0.025 (LOQ) $\pm$ -	0.13	-	-
Atrazine	$\mu\text{g/l}$	0.153 $\pm$ 0.00407	- $\pm$ -	0.0168	-	-
Atrazine-desethyl	$\mu\text{g/l}$	0.594 $\pm$ 0.0215	- $\pm$ -	0.0712	-	-
Atrazine-desethyl-desisopropyl	$\mu\text{g/l}$	0.166 $\pm$ 0.0155	- $\pm$ -	0.0515	-	-
Atrazine-desisopropyl	$\mu\text{g/l}$	0.245 $\pm$ 0.0211	- $\pm$ -	0.0441	-	-
Bentazone	$\mu\text{g/l}$	0.166 $\pm$ 0.00606	0.155 $\pm$ 0.027	0.0248	93.6	-0.20
Chloridazon-desphenyl	$\mu\text{g/l}$	0.129 $\pm$ 0.00676	- $\pm$ -	0.0142	-	-
Chlorothalonil-4-hydroxy	$\mu\text{g/l}$	- $\pm$ -	- $\pm$ -	-	-	-
Chlorothalonil Metabolite R417888 (Chlorothalonil-ESA)	$\mu\text{g/l}$	0.0798 $\pm$ 0.00395	- $\pm$ -	0.016	-	-
Chlorothalonil Metabolite R471811	$\mu\text{g/l}$	0.187 $\pm$ 0.0395	- $\pm$ -	0.0655	-	-
Chlorothalonil Metabolite R611965 (3-carbamyl-2,4,5-trichlorobenzoic acid)	$\mu\text{g/l}$	- $\pm$ -	- $\pm$ -	-	-	-
Chlorothalonil Metabolite R611968	$\mu\text{g/l}$	- $\pm$ -	- $\pm$ -	-	-	-
Chlorothalonil Metabolite SYN507900	$\mu\text{g/l}$	- $\pm$ -	- $\pm$ -	-	-	-
Chlorothalonil Metabolite SYN548580	$\mu\text{g/l}$	- $\pm$ -	- $\pm$ -	-	-	-
Chlorothalonil Metabolite SYN548581	$\mu\text{g/l}$	- $\pm$ -	- $\pm$ -	-	-	-
Clopyralid	$\mu\text{g/l}$	0.24 $\pm$ 0.0285	- $\pm$ -	0.048	-	-
Cyanazine	$\mu\text{g/l}$	0.167 $\pm$ 0.00751	- $\pm$ -	0.0234	-	-

Parameter	Unit	Assigned $\pm$ U (k=2) value	Result $\pm$ U	Criterion	Recovery [%]	En-Score
Dicamba	$\mu\text{g/l}$	- $\pm$ -	- $\pm$ -	-	-	-
Dichlorprop	$\mu\text{g/l}$	0.553 $\pm$ 0.0349	0.512 $\pm$ 0.077	0.0664	92.5	-0.26
Dimethachlor ethane sulfonic acid (CGA 354742, Dimethachlor-ESA)	$\mu\text{g/l}$	0.233 $\pm$ 0.0174	0.253 $\pm$ 0.024	0.0465	109	0.40
Dimethachlor Metabolite - CGA 369873	$\mu\text{g/l}$	0.144 $\pm$ 0.00926	0.16 $\pm$ 0.022	0.0288	111	0.36
Dimethachlor Metabolite - CGA 373464 (acetic acid methyl ester)	$\mu\text{g/l}$	- $\pm$ -	- $\pm$ -	-	-	-
Dimethachlor Metabolite - CGA 373464 (free acid)	$\mu\text{g/l}$	- $\pm$ -	0.331 $\pm$ 0.03	-	-	-
Dimethachlor oxalamic acid (CGA 50266, Dimethachlor-OA)	$\mu\text{g/l}$	0.43 $\pm$ 0.0555	0.441 $\pm$ 0.042	0.099	102	0.10
Glufosinate	$\mu\text{g/l}$	- $\pm$ -	- $\pm$ -	-	-	-
Glufosinate metabolite MPPA	$\mu\text{g/l}$	- $\pm$ -	- $\pm$ -	-	-	-
Glyphosate	$\mu\text{g/l}$	0.411 $\pm$ 0.0171	0.356 $\pm$ 0.069	0.0821	86.7	-0.39
Metazachlor	$\mu\text{g/l}$	0.161 $\pm$ 0.00743	- $\pm$ -	0.0193	-	-
Metolachlor	$\mu\text{g/l}$	0.176 $\pm$ 0.00384	- $\pm$ -	0.0264	-	-
Metribuzin	$\mu\text{g/l}$	0.781 $\pm$ 0.0333	- $\pm$ -	0.0781	-	-
Nicosulfuron	$\mu\text{g/l}$	0.286 $\pm$ 0.0712	0.269 $\pm$ 0.039	0.111	94.2	-0.16
Prometryn	$\mu\text{g/l}$	0.429 $\pm$ 0.0169	- $\pm$ -	0.0558	-	-
Propazine	$\mu\text{g/l}$	0.229 $\pm$ 0.00751	- $\pm$ -	0.0297	-	-
s-Metolachlor Metabolite CGA 368208	$\mu\text{g/l}$	0.421 $\pm$ 0.0406	0.653 $\pm$ 0.069	0.059	155	1.61
s-Metolachlor Metabolite NOA 413173	$\mu\text{g/l}$	0.176 $\pm$ 0.0206	0.122 $\pm$ 0.011	0.0353	69.1	-1.81
Sebuthylazine	$\mu\text{g/l}$	- $\pm$ -	- $\pm$ -	-	-	-
Simazine	$\mu\text{g/l}$	0.174 $\pm$ 0.00425	- $\pm$ -	0.0191	-	-
Terbuthylazine	$\mu\text{g/l}$	0.562 $\pm$ 0.0151	- $\pm$ -	0.0618	-	-
Terbuthylazine-desethyl	$\mu\text{g/l}$	0.274 $\pm$ 0.00994	- $\pm$ -	0.0301	-	-
Terbuthylazine Metabolite CGA 324007 (LM5)	$\mu\text{g/l}$	- $\pm$ -	- $\pm$ -	-	-	-
Terbuthylazine Metabolite SYN 545666 (LM6)	$\mu\text{g/l}$	0.154 $\pm$ 0.0201	- $\pm$ -	0.0369	-	-

Parameter	Unit	Assigned $\pm$ U (k=2) value	Result $\pm$ U	Criterion	Recovery [%]	En-Score
Terbutylazine Metabolite SYN 546009 (LM3)	$\mu\text{g/l}$	- $\pm$ -	- $\pm$ -	-	-	-
Terbutryn	$\mu\text{g/l}$	0.426 $\pm$ 0.0169	- $\pm$ -	0.0426	-	-
Tritosulfuron	$\mu\text{g/l}$	- $\pm$ -	- $\pm$ -	-	-	-

## Sample: H003B

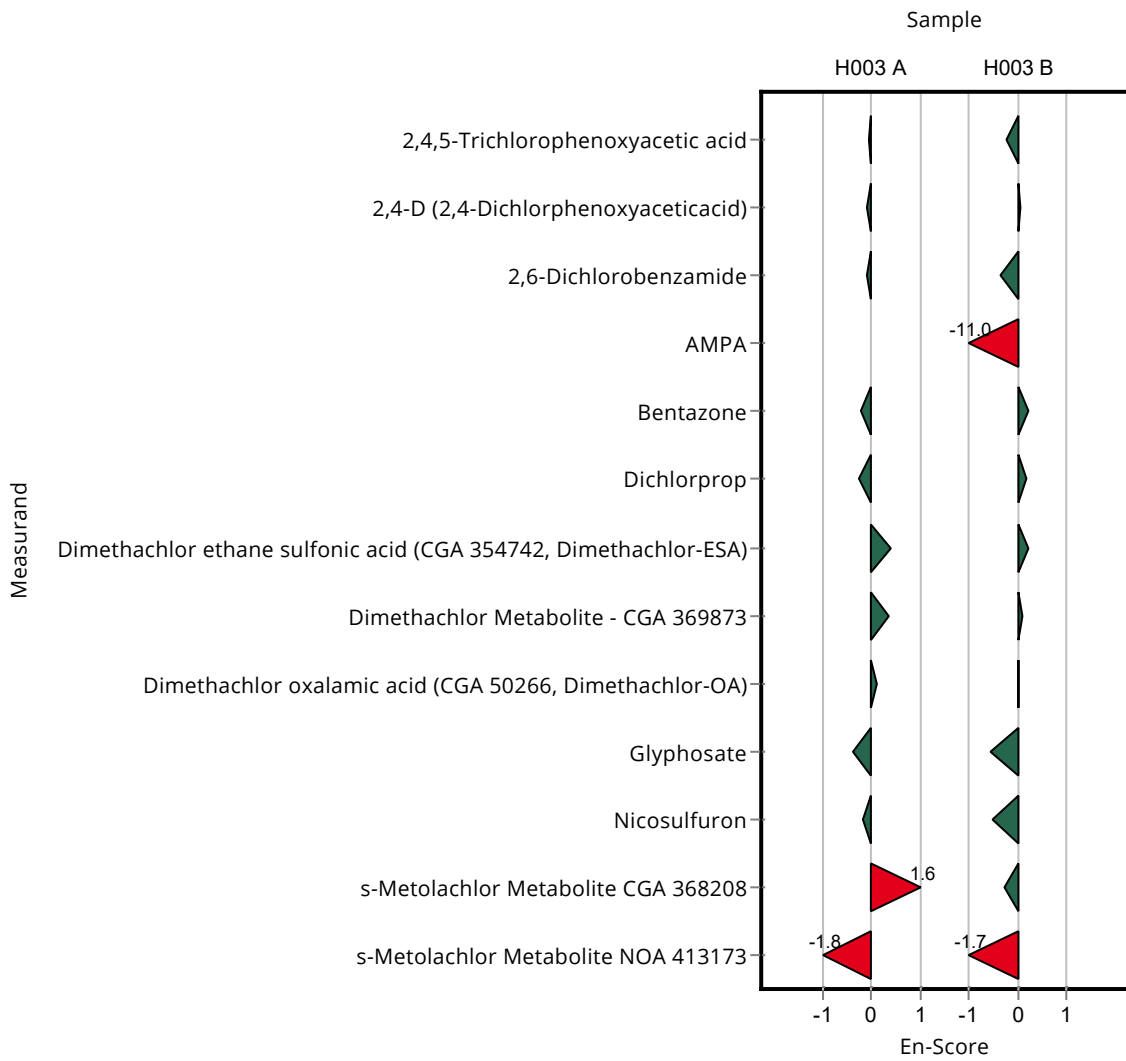
Parameter	Unit	Assigned $\pm$ U (k=2) value	Result $\pm$ U	Criterion	Recovery [%]	En-Score
2,4,5-Trichlorophenoxyacetic acid	$\mu\text{g/l}$	0.341 $\pm$ 0.0365	0.306 $\pm$ 0.072	0.0615	89.6	-0.24
2,4-D (2,4-Dichlorophenoxyacetic acid)	$\mu\text{g/l}$	0.348 $\pm$ 0.0129	0.355 $\pm$ 0.057	0.0487	102	0.06
2,6-Dichlorobenzamide	$\mu\text{g/l}$	0.437 $\pm$ 0.017	0.409 $\pm$ 0.037	0.0655	93.7	-0.36
Alachlor	$\mu\text{g/l}$	0.487 $\pm$ 0.0145	- $\pm$ -	0.0585	-	-
Alachlor-t-acid (Alachlor-OA)	$\mu\text{g/l}$	0.185 $\pm$ 0.0171	- $\pm$ -	0.0278	-	-
Alachlor-t-sulfonic acid (Alachlor-ESA)	$\mu\text{g/l}$	0.29 $\pm$ 0.0395	- $\pm$ -	0.0608	-	-
AMPA	$\mu\text{g/l}$	0.562 $\pm$ 0.0415	0.055 $\pm$ 0.01	0.073	9.79	-11.01
Atrazine	$\mu\text{g/l}$	0.658 $\pm$ 0.0171	- $\pm$ -	0.0724	-	-
Atrazine-desethyl	$\mu\text{g/l}$	0.275 $\pm$ 0.0128	- $\pm$ -	0.033	-	-
Atrazine-desethyl-desisopropyl	$\mu\text{g/l}$	0.423 $\pm$ 0.0502	- $\pm$ -	0.131	-	-
Atrazine-desisopropyl	$\mu\text{g/l}$	0.242 $\pm$ 0.0176	- $\pm$ -	0.0387	-	-
Bentazone	$\mu\text{g/l}$	0.735 $\pm$ 0.0273	0.798 $\pm$ 0.14	0.11	109	0.22
Chloridazon-desphenyl	$\mu\text{g/l}$	0.245 $\pm$ 0.0118	- $\pm$ -	0.0269	-	-
Chlorothalonil-4-hydroxy	$\mu\text{g/l}$	- $\pm$ -	- $\pm$ -	-	-	-
Chlorothalonil Metabolite R417888 (Chlorothalonil-ESA)	$\mu\text{g/l}$	0.423 $\pm$ 0.0247	- $\pm$ -	0.0845	-	-
Chlorothalonil Metabolite R471811	$\mu\text{g/l}$	0.644 $\pm$ 0.0996	- $\pm$ -	0.167	-	-
Chlorothalonil Metabolite R611965 (3-carbamyl-2,4,5-trichlorobenzoic acid)	$\mu\text{g/l}$	- $\pm$ -	- $\pm$ -	-	-	-
Chlorothalonil Metabolite R611968	$\mu\text{g/l}$	- $\pm$ -	- $\pm$ -	-	-	-

Parameter	Unit	Assigned $\pm$ U (k=2) value	Result $\pm$ U	Criterion	Recovery [%]	En-Score
Chlorothalonil Metabolite SYN507900	$\mu\text{g/l}$	- $\pm$ -	- $\pm$ -	-	-	-
Chlorothalonil Metabolite SYN548580	$\mu\text{g/l}$	- $\pm$ -	- $\pm$ -	-	-	-
Chlorothalonil Metabolite SYN548581	$\mu\text{g/l}$	- $\pm$ -	- $\pm$ -	-	-	-
Clopyralid	$\mu\text{g/l}$	0.503 $\pm$ 0.059	- $\pm$ -	0.101	-	-
Cyanazine	$\mu\text{g/l}$	0.441 $\pm$ 0.0221	- $\pm$ -	0.0618	-	-
Dicamba	$\mu\text{g/l}$	- $\pm$ -	- $\pm$ -	-	-	-
Dichlorprop	$\mu\text{g/l}$	0.295 $\pm$ 0.0109	0.309 $\pm$ 0.046	0.0354	105	0.15
Dimethachlor ethane sulfonic acid (CGA 354742, Dimethachlor-ESA)	$\mu\text{g/l}$	0.112 $\pm$ 0.00608	0.117 $\pm$ 0.011	0.0224	105	0.22
Dimethachlor Metabolite - CGA 369873	$\mu\text{g/l}$	0.308 $\pm$ 0.0189	0.315 $\pm$ 0.042	0.0617	102	0.08
Dimethachlor Metabolite - CGA 373464 (acetic acid methyl ester)	$\mu\text{g/l}$	- $\pm$ -	- $\pm$ -	-	-	-
Dimethachlor Metabolite - CGA 373464 (free acid)	$\mu\text{g/l}$	- $\pm$ -	0.188 $\pm$ 0.017	-	-	-
Dimethachlor oxalamic acid (CGA 50266, Dimethachlor-OA)	$\mu\text{g/l}$	0.449 $\pm$ 0.0607	0.449 $\pm$ 0.043	0.108	100	0.00
Glufosinate	$\mu\text{g/l}$	- $\pm$ -	- $\pm$ -	-	-	-
Glufosinate metabolite MPPA	$\mu\text{g/l}$	- $\pm$ -	- $\pm$ -	-	-	-
Glyphosate	$\mu\text{g/l}$	0.854 $\pm$ 0.0484	0.695 $\pm$ 0.14	0.171	81.4	-0.56
Metazachlor	$\mu\text{g/l}$	0.153 $\pm$ 0.00654	- $\pm$ -	0.0184	-	-
Metolachlor	$\mu\text{g/l}$	0.385 $\pm$ 0.00907	- $\pm$ -	0.0578	-	-
Metribuzin	$\mu\text{g/l}$	0.374 $\pm$ 0.0099	- $\pm$ -	0.0374	-	-
Nicosulfuron	$\mu\text{g/l}$	0.88 $\pm$ 0.0652	0.758 $\pm$ 0.11	0.22	86.1	-0.53
Prometryn	$\mu\text{g/l}$	0.164 $\pm$ 0.00618	- $\pm$ -	0.0213	-	-
Propazine	$\mu\text{g/l}$	0.108 $\pm$ 0.0054	- $\pm$ -	0.014	-	-
s-Metolachlor Metabolite CGA 368208	$\mu\text{g/l}$	0.182 $\pm$ 0.00883	0.171 $\pm$ 0.018	0.0182	94.2	-0.29
s-Metolachlor Metabolite NOA 413173	$\mu\text{g/l}$	0.496 $\pm$ 0.0472	0.36 $\pm$ 0.032	0.0843	72.6	-1.71

Summary of results Herbicides/pesticides - H003 - En-Score

Labcode: LC0023

Parameter	Unit	Assigned $\pm$ U (k=2) value	Result $\pm$ U	Criterion	Recovery [%]	En-Score
Sebuthylazine	$\mu\text{g/l}$	0.695 $\pm$ 0.0268	- $\pm$ -	0.0647	-	-
Simazine	$\mu\text{g/l}$	0.35 $\pm$ 0.0116	- $\pm$ -	0.0385	-	-
Terbuthylazine	$\mu\text{g/l}$	0.266 $\pm$ 0.00731	- $\pm$ -	0.0293	-	-
Terbuthylazine-desethyl	$\mu\text{g/l}$	0.546 $\pm$ 0.0206	- $\pm$ -	0.06	-	-
Terbuthylazine Metabolite CGA 324007 (LM5)	$\mu\text{g/l}$	- $\pm$ -	- $\pm$ -	-	-	-
Terbuthylazine Metabolite SYN 545666 (LM6)	$\mu\text{g/l}$	0.318 $\pm$ 0.0221	- $\pm$ -	0.0318	-	-
Terbuthylazine Metabolite SYN 546009 (LM3)	$\mu\text{g/l}$	- $\pm$ -	- $\pm$ -	-	-	-
Terbutryn	$\mu\text{g/l}$	0.172 $\pm$ 0.00582	- $\pm$ -	0.0172	-	-
Tritosulfuron	$\mu\text{g/l}$	- $\pm$ -	- $\pm$ -	-	-	-



## Sample: H003A

Parameter	Unit	Assigned $\pm$ U (k=2) value	Result $\pm$ U	Criterion	Recovery [%]	z-Score
2,4,5-Trichlorophenoxyacetic acid	$\mu\text{g/l}$	0.153 $\pm$ 0.0114	- $\pm$ -	0.0275	-	-
2,4-D (2,4-Dichlorphenoxyaceticacid)	$\mu\text{g/l}$	0.734 $\pm$ 0.0275	0.6745 $\pm$ 0.1499	0.103	91.9	-0.58
2,6-Dichlorobenzamide	$\mu\text{g/l}$	0.217 $\pm$ 0.00924	0.1854 $\pm$ 0.05789	0.0325	85.6	-0.96
Alachlor	$\mu\text{g/l}$	0.106 $\pm$ 0.00457	0.1114 $\pm$ 0.01609	0.0127	105	0.42
Alachlor-t-acid (Alachlor-OA)	$\mu\text{g/l}$	0.935 $\pm$ 0.057	- $\pm$ -	0.14	-	-
Alachlor-t-sulfonic acid (Alachlor-ESA)	$\mu\text{g/l}$	0.291 $\pm$ 0.0115	- $\pm$ -	0.0378	-	-
AMPA	$\mu\text{g/l}$	1 $\pm$ 0.0378	1.021 $\pm$ 0.2756	0.13	102	0.15
Atrazine	$\mu\text{g/l}$	0.153 $\pm$ 0.00407	0.1457 $\pm$ 0.0254	0.0168	95.5	-0.41
Atrazine-desethyl	$\mu\text{g/l}$	0.594 $\pm$ 0.0215	0.5097 $\pm$ 0.1234	0.0712	85.9	-1.18
Atrazine-desethyl-desisopropyl	$\mu\text{g/l}$	0.166 $\pm$ 0.0155	0.1493 $\pm$ 0.02811	0.0515	89.9	-0.33
Atrazine-desisopropyl	$\mu\text{g/l}$	0.245 $\pm$ 0.0211	0.1816 $\pm$ 0.03854	0.0441	74.1	-1.44
Bentazone	$\mu\text{g/l}$	0.166 $\pm$ 0.00606	0.1653 $\pm$ 0.05852	0.0248	99.8	-0.01
Chloridazon-desphenyl	$\mu\text{g/l}$	0.129 $\pm$ 0.00676	0.3789 $\pm$ 0.1026	0.0142	294	17.61
Chlorothalonil-4-hydroxy	$\mu\text{g/l}$	- $\pm$ -	- $\pm$ -	-	-	-
Chlorothalonil Metabolite R417888 (Chlorothalonil-ESA)	$\mu\text{g/l}$	0.0798 $\pm$ 0.00395	0.07793 $\pm$ 0.008641	0.016	97.7	-0.12
Chlorothalonil Metabolite R471811	$\mu\text{g/l}$	0.187 $\pm$ 0.0395	- $\pm$ -	0.0655	-	-
Chlorothalonil Metabolite R611965 (3-carbamyl-2,4,5-trichlorobenzoic acid)	$\mu\text{g/l}$	- $\pm$ -	- $\pm$ -	-	-	-
Chlorothalonil Metabolite R611968	$\mu\text{g/l}$	- $\pm$ -	- $\pm$ -	-	-	-
Chlorothalonil Metabolite SYN507900	$\mu\text{g/l}$	- $\pm$ -	- $\pm$ -	-	-	-
Chlorothalonil Metabolite SYN548580	$\mu\text{g/l}$	- $\pm$ -	- $\pm$ -	-	-	-
Chlorothalonil Metabolite SYN548581	$\mu\text{g/l}$	- $\pm$ -	- $\pm$ -	-	-	-
Clopyralid	$\mu\text{g/l}$	0.24 $\pm$ 0.0285	- $\pm$ -	0.048	-	-
Cyanazine	$\mu\text{g/l}$	0.167 $\pm$ 0.00751	- $\pm$ -	0.0234	-	-

Parameter	Unit	Assigned $\pm$ U (k=2) value	Result $\pm$ U	Criterion	Recovery [%]	z-Score
Dicamba	$\mu\text{g/l}$	- $\pm$ -	- $\pm$ -	-	-	-
Dichlorprop	$\mu\text{g/l}$	0.553 $\pm$ 0.0349	0.5064 $\pm$ 0.1091	0.0664	91.5	-0.71
Dimethachlor ethane sulfonic acid (CGA 354742, Dimethachlor-ESA)	$\mu\text{g/l}$	0.233 $\pm$ 0.0174	0.2166 $\pm$ 0.02447	0.0465	93.1	-0.34
Dimethachlor Metabolite - CGA 369873	$\mu\text{g/l}$	0.144 $\pm$ 0.00926	- $\pm$ -	0.0288	-	-
Dimethachlor Metabolite - CGA 373464 (acetic acid methyl ester)	$\mu\text{g/l}$	- $\pm$ -	- $\pm$ -	-	-	-
Dimethachlor Metabolite - CGA 373464 (free acid)	$\mu\text{g/l}$	- $\pm$ -	- $\pm$ -	-	-	-
Dimethachlor oxalamic acid (CGA 50266, Dimethachlor-OA)	$\mu\text{g/l}$	0.43 $\pm$ 0.0555	0.5213 $\pm$ 0.09035	0.099	121	0.92
Glufosinate	$\mu\text{g/l}$	- $\pm$ -	- $\pm$ -	-	-	-
Glufosinate metabolite MPPA	$\mu\text{g/l}$	- $\pm$ -	- $\pm$ -	-	-	-
Glyphosate	$\mu\text{g/l}$	0.411 $\pm$ 0.0171	0.4337 $\pm$ 0.06939	0.0821	106	0.28
Metazachlor	$\mu\text{g/l}$	0.161 $\pm$ 0.00743	- $\pm$ -	0.0193	-	-
Metolachlor	$\mu\text{g/l}$	0.176 $\pm$ 0.00384	0.1823 $\pm$ 0.02025	0.0264	104	0.24
Metribuzin	$\mu\text{g/l}$	0.781 $\pm$ 0.0333	0.7825 $\pm$ 0.1313	0.0781	100	0.02
Nicosulfuron	$\mu\text{g/l}$	0.286 $\pm$ 0.0712	- $\pm$ -	0.111	-	-
Prometryn	$\mu\text{g/l}$	0.429 $\pm$ 0.0169	0.4179 $\pm$ 0.05566	0.0558	97.4	-0.20
Propazine	$\mu\text{g/l}$	0.229 $\pm$ 0.00751	0.2262 $\pm$ 0.03769	0.0297	98.9	-0.09
s-Metolachlor Metabolite CGA 368208	$\mu\text{g/l}$	0.421 $\pm$ 0.0406	0.4399 $\pm$ 0.03519	0.059	104	0.31
s-Metolachlor Metabolite NOA 413173	$\mu\text{g/l}$	0.176 $\pm$ 0.0206	0.2236 $\pm$ 0.02357	0.0353	127	1.34
Sebuthylazine	$\mu\text{g/l}$	- $\pm$ -	- $\pm$ -	-	-	-
Simazine	$\mu\text{g/l}$	0.174 $\pm$ 0.00425	0.185 $\pm$ 0.01675	0.0191	106	0.57
Terbuthylazine	$\mu\text{g/l}$	0.562 $\pm$ 0.0151	0.5527 $\pm$ 0.07881	0.0618	98.4	-0.15
Terbuthylazine-desethyl	$\mu\text{g/l}$	0.274 $\pm$ 0.00994	0.2432 $\pm$ 0.02884	0.0301	88.8	-1.02
Terbuthylazine Metabolite CGA 324007 (LM5)	$\mu\text{g/l}$	- $\pm$ -	0.2007 $\pm$ 0.02043	-	-	-
Terbuthylazine Metabolite SYN 545666 (LM6)	$\mu\text{g/l}$	0.154 $\pm$ 0.0201	0.1987 $\pm$ 0.04205	0.0369	129	1.22

Parameter	Unit	Assigned $\pm$ U (k=2) value	Result $\pm$ U	Criterion	Recovery [%]	z-Score
Terbutylazine Metabolite SYN 546009 (LM3)	$\mu\text{g/l}$	- $\pm$ -	- $\pm$ -	-	-	-
Terbutryn	$\mu\text{g/l}$	0.426 $\pm$ 0.0169	0.4528 $\pm$ 0.1049	0.0426	106	0.63
Tritosulfuron	$\mu\text{g/l}$	- $\pm$ -	0.1904 $\pm$ 0.02357	-	-	-

## Sample: H003B

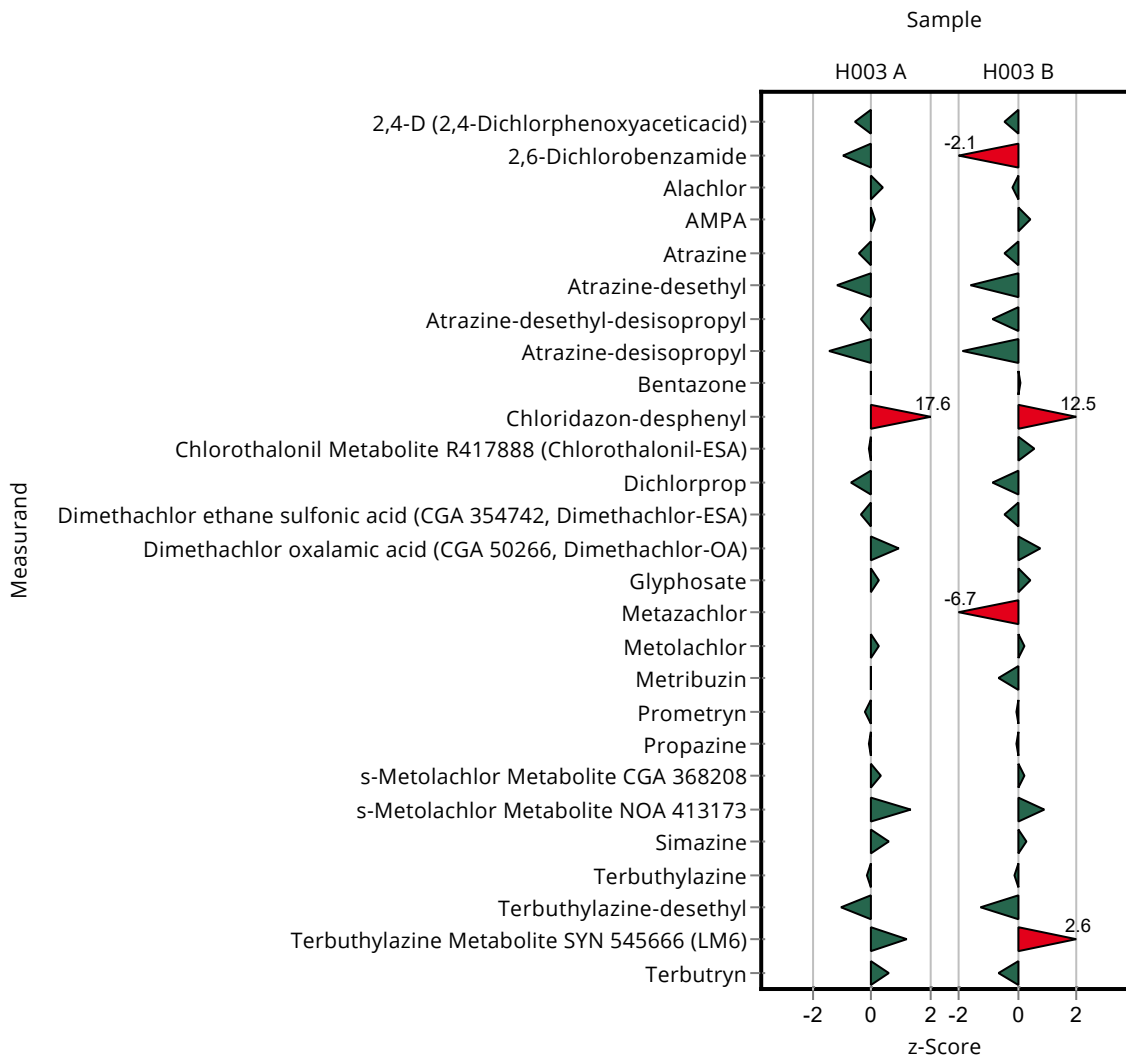
Parameter	Unit	Assigned $\pm$ U (k=2) value	Result $\pm$ U	Criterion	Recovery [%]	z-Score
2,4,5-Trichlorophenoxyacetic acid	$\mu\text{g/l}$	0.341 $\pm$ 0.0365	- $\pm$ -	0.0615	-	-
2,4-D (2,4-Dichlorophenoxyacetic acid)	$\mu\text{g/l}$	0.348 $\pm$ 0.0129	0.3265 $\pm$ 0.07254	0.0487	93.8	-0.44
2,6-Dichlorobenzamide	$\mu\text{g/l}$	0.437 $\pm$ 0.017	0.2978 $\pm$ 0.09298	0.0655	68.2	-2.12
Alachlor	$\mu\text{g/l}$	0.487 $\pm$ 0.0145	0.4768 $\pm$ 0.06884	0.0585	97.9	-0.18
Alachlor-t-acid (Alachlor-OA)	$\mu\text{g/l}$	0.185 $\pm$ 0.0171	- $\pm$ -	0.0278	-	-
Alachlor-t-sulfonic acid (Alachlor-ESA)	$\mu\text{g/l}$	0.29 $\pm$ 0.0395	- $\pm$ -	0.0608	-	-
AMPA	$\mu\text{g/l}$	0.562 $\pm$ 0.0415	0.5943 $\pm$ 0.1605	0.073	106	0.45
Atrazine	$\mu\text{g/l}$	0.658 $\pm$ 0.0171	0.6223 $\pm$ 0.1085	0.0724	94.6	-0.49
Atrazine-desethyl	$\mu\text{g/l}$	0.275 $\pm$ 0.0128	0.2212 $\pm$ 0.05355	0.033	80.5	-1.63
Atrazine-desethyl-desisopropyl	$\mu\text{g/l}$	0.423 $\pm$ 0.0502	0.3111 $\pm$ 0.05856	0.131	73.6	-0.85
Atrazine-desisopropyl	$\mu\text{g/l}$	0.242 $\pm$ 0.0176	0.1679 $\pm$ 0.03563	0.0387	69.5	-1.91
Bentazone	$\mu\text{g/l}$	0.735 $\pm$ 0.0273	0.7445 $\pm$ 0.2635	0.11	101	0.09
Chloridazon-desphenyl	$\mu\text{g/l}$	0.245 $\pm$ 0.0118	0.5822 $\pm$ 0.1576	0.0269	238	12.53
Chlorothalonil-4-hydroxy	$\mu\text{g/l}$	- $\pm$ -	- $\pm$ -	-	-	-
Chlorothalonil Metabolite R417888 (Chlorothalonil-ESA)	$\mu\text{g/l}$	0.423 $\pm$ 0.0247	0.4701 $\pm$ 0.05213	0.0845	111	0.56
Chlorothalonil Metabolite R471811	$\mu\text{g/l}$	0.644 $\pm$ 0.0996	- $\pm$ -	0.167	-	-
Chlorothalonil Metabolite R611965 (3-carbamyl-2,4,5-trichlorobenzoic acid)	$\mu\text{g/l}$	- $\pm$ -	- $\pm$ -	-	-	-
Chlorothalonil Metabolite R611968	$\mu\text{g/l}$	- $\pm$ -	- $\pm$ -	-	-	-

Parameter	Unit	Assigned $\pm$ U (k=2) value	Result $\pm$ U	Criterion	Recovery [%]	z-Score
Chlorothalonil Metabolite SYN507900	$\mu\text{g/l}$	- $\pm$ -	- $\pm$ -	-	-	-
Chlorothalonil Metabolite SYN548580	$\mu\text{g/l}$	- $\pm$ -	- $\pm$ -	-	-	-
Chlorothalonil Metabolite SYN548581	$\mu\text{g/l}$	- $\pm$ -	- $\pm$ -	-	-	-
Clopyralid	$\mu\text{g/l}$	0.503 $\pm$ 0.059	- $\pm$ -	0.101	-	-
Cyanazine	$\mu\text{g/l}$	0.441 $\pm$ 0.0221	- $\pm$ -	0.0618	-	-
Dicamba	$\mu\text{g/l}$	- $\pm$ -	- $\pm$ -	-	-	-
Dichlorprop	$\mu\text{g/l}$	0.295 $\pm$ 0.0109	0.2649 $\pm$ 0.05709	0.0354	89.8	-0.85
Dimethachlor ethane sulfonic acid (CGA 354742, Dimethachlor-ESA)	$\mu\text{g/l}$	0.112 $\pm$ 0.00608	0.1011 $\pm$ 0.01142	0.0224	90.3	-0.48
Dimethachlor Metabolite - CGA 369873	$\mu\text{g/l}$	0.308 $\pm$ 0.0189	- $\pm$ -	0.0617	-	-
Dimethachlor Metabolite - CGA 373464 (acetic acid methyl ester)	$\mu\text{g/l}$	- $\pm$ -	- $\pm$ -	-	-	-
Dimethachlor Metabolite - CGA 373464 (free acid)	$\mu\text{g/l}$	- $\pm$ -	- $\pm$ -	-	-	-
Dimethachlor oxalamic acid (CGA 50266, Dimethachlor-OA)	$\mu\text{g/l}$	0.449 $\pm$ 0.0607	0.5348 $\pm$ 0.09269	0.108	119	0.79
Glufosinate	$\mu\text{g/l}$	- $\pm$ -	- $\pm$ -	-	-	-
Glufosinate metabolite MPPA	$\mu\text{g/l}$	- $\pm$ -	- $\pm$ -	-	-	-
Glyphosate	$\mu\text{g/l}$	0.854 $\pm$ 0.0484	0.927 $\pm$ 0.1483	0.171	109	0.43
Metazachlor	$\mu\text{g/l}$	0.153 $\pm$ 0.00654	0.0292 $\pm$ 0.006587	0.0184	19.1	-6.74
Metolachlor	$\mu\text{g/l}$	0.385 $\pm$ 0.00907	0.3978 $\pm$ 0.04418	0.0578	103	0.21
Metribuzin	$\mu\text{g/l}$	0.374 $\pm$ 0.0099	0.3496 $\pm$ 0.05867	0.0374	93.6	-0.64
Nicosulfuron	$\mu\text{g/l}$	0.88 $\pm$ 0.0652	- $\pm$ -	0.22	-	-
Prometryn	$\mu\text{g/l}$	0.164 $\pm$ 0.00618	0.1631 $\pm$ 0.02173	0.0213	99.7	-0.02
Propazine	$\mu\text{g/l}$	0.108 $\pm$ 0.0054	0.1069 $\pm$ 0.01781	0.014	99	-0.07
s-Metolachlor Metabolite CGA 368208	$\mu\text{g/l}$	0.182 $\pm$ 0.00883	0.1856 $\pm$ 0.01485	0.0182	102	0.22
s-Metolachlor Metabolite NOA 413173	$\mu\text{g/l}$	0.496 $\pm$ 0.0472	0.5712 $\pm$ 0.06022	0.0843	115	0.90

## Summary of results Herbicides/pesticides - H003

Labcode: LC0024

Parameter	Unit	Assigned $\pm$ U (k=2) value	Result $\pm$ U	Criterion	Recovery [%]	z-Score
Sebuthylazine	$\mu\text{g/l}$	0.695 $\pm$ 0.0268	- $\pm$ -	0.0647	-	-
Simazine	$\mu\text{g/l}$	0.35 $\pm$ 0.0116	0.3613 $\pm$ 0.03273	0.0385	103	0.29
Terbuthylazine	$\mu\text{g/l}$	0.266 $\pm$ 0.00731	0.2627 $\pm$ 0.03747	0.0293	98.6	-0.13
Terbuthylazine-desethyl	$\mu\text{g/l}$	0.546 $\pm$ 0.0206	0.4684 $\pm$ 0.05556	0.06	85.9	-1.29
Terbuthylazine Metabolite CGA 324007 (LM5)	$\mu\text{g/l}$	- $\pm$ -	0.1114 $\pm$ 0.01134	-	-	-
Terbuthylazine Metabolite SYN 545666 (LM6)	$\mu\text{g/l}$	0.318 $\pm$ 0.0221	0.3994 $\pm$ 0.08452	0.0318	126	2.57
Terbuthylazine Metabolite SYN 546009 (LM3)	$\mu\text{g/l}$	- $\pm$ -	- $\pm$ -	-	-	-
Terbutryn	$\mu\text{g/l}$	0.172 $\pm$ 0.00582	0.1609 $\pm$ 0.03728	0.0172	93.6	-0.64
Tritosulfuron	$\mu\text{g/l}$	- $\pm$ -	0.5035 $\pm$ 0.06233	-	-	-



## Sample: H003A

Parameter	Unit	Assigned $\pm$ U (k=2) value	Result $\pm$ U	Criterion	Recovery [%]	En-Score
2,4,5-Trichlorophenoxyacetic acid	$\mu\text{g/l}$	0.153 $\pm$ 0.0114	- $\pm$ -	0.0275	-	-
2,4-D (2,4-Dichlorophenoxyacetic acid)	$\mu\text{g/l}$	0.734 $\pm$ 0.0275	0.6745 $\pm$ 0.1499	0.103	91.9	-0.20
2,6-Dichlorobenzamide	$\mu\text{g/l}$	0.217 $\pm$ 0.00924	0.1854 $\pm$ 0.05789	0.0325	85.6	-0.27
Alachlor	$\mu\text{g/l}$	0.106 $\pm$ 0.00457	0.1114 $\pm$ 0.01609	0.0127	105	0.16
Alachlor-t-acid (Alachlor-OA)	$\mu\text{g/l}$	0.935 $\pm$ 0.057	- $\pm$ -	0.14	-	-
Alachlor-t-sulfonic acid (Alachlor-ESA)	$\mu\text{g/l}$	0.291 $\pm$ 0.0115	- $\pm$ -	0.0378	-	-
AMPA	$\mu\text{g/l}$	1 $\pm$ 0.0378	1.021 $\pm$ 0.2756	0.13	102	0.04
Atrazine	$\mu\text{g/l}$	0.153 $\pm$ 0.00407	0.1457 $\pm$ 0.0254	0.0168	95.5	-0.14
Atrazine-desethyl	$\mu\text{g/l}$	0.594 $\pm$ 0.0215	0.5097 $\pm$ 0.1234	0.0712	85.9	-0.34
Atrazine-desethyl-desisopropyl	$\mu\text{g/l}$	0.166 $\pm$ 0.0155	0.1493 $\pm$ 0.02811	0.0515	89.9	-0.29
Atrazine-desisopropyl	$\mu\text{g/l}$	0.245 $\pm$ 0.0211	0.1816 $\pm$ 0.03854	0.0441	74.1	-0.79
Bentazone	$\mu\text{g/l}$	0.166 $\pm$ 0.00606	0.1653 $\pm$ 0.05852	0.0248	99.8	0.00
Chloridazon-desphenyl	$\mu\text{g/l}$	0.129 $\pm$ 0.00676	0.3789 $\pm$ 0.1026	0.0142	294	1.22
Chlorothalonil-4-hydroxy	$\mu\text{g/l}$	- $\pm$ -	- $\pm$ -	-	-	-
Chlorothalonil Metabolite R417888 (Chlorothalonil-ESA)	$\mu\text{g/l}$	0.0798 $\pm$ 0.00395	0.07793 $\pm$ 0.008641	0.016	97.7	-0.10
Chlorothalonil Metabolite R471811	$\mu\text{g/l}$	0.187 $\pm$ 0.0395	- $\pm$ -	0.0655	-	-
Chlorothalonil Metabolite R611965 (3-carbamyl-2,4,5-trichlorobenzoic acid)	$\mu\text{g/l}$	- $\pm$ -	- $\pm$ -	-	-	-
Chlorothalonil Metabolite R611968	$\mu\text{g/l}$	- $\pm$ -	- $\pm$ -	-	-	-
Chlorothalonil Metabolite SYN507900	$\mu\text{g/l}$	- $\pm$ -	- $\pm$ -	-	-	-
Chlorothalonil Metabolite SYN548580	$\mu\text{g/l}$	- $\pm$ -	- $\pm$ -	-	-	-
Chlorothalonil Metabolite SYN548581	$\mu\text{g/l}$	- $\pm$ -	- $\pm$ -	-	-	-
Clopyralid	$\mu\text{g/l}$	0.24 $\pm$ 0.0285	- $\pm$ -	0.048	-	-
Cyanazine	$\mu\text{g/l}$	0.167 $\pm$ 0.00751	- $\pm$ -	0.0234	-	-

Parameter	Unit	Assigned $\pm$ U (k=2) value	Result $\pm$ U	Criterion	Recovery [%]	En-Score
Dicamba	$\mu\text{g/l}$	- $\pm$ -	- $\pm$ -	-	-	-
Dichlorprop	$\mu\text{g/l}$	0.553 $\pm$ 0.0349	0.5064 $\pm$ 0.1091	0.0664	91.5	-0.21
Dimethachlor ethane sulfonic acid (CGA 354742, Dimethachlor-ESA)	$\mu\text{g/l}$	0.233 $\pm$ 0.0174	0.2166 $\pm$ 0.02447	0.0465	93.1	-0.31
Dimethachlor Metabolite - CGA 369873	$\mu\text{g/l}$	0.144 $\pm$ 0.00926	- $\pm$ -	0.0288	-	-
Dimethachlor Metabolite - CGA 373464 (acetic acid methyl ester)	$\mu\text{g/l}$	- $\pm$ -	- $\pm$ -	-	-	-
Dimethachlor Metabolite - CGA 373464 (free acid)	$\mu\text{g/l}$	- $\pm$ -	- $\pm$ -	-	-	-
Dimethachlor oxalamic acid (CGA 50266, Dimethachlor-OA)	$\mu\text{g/l}$	0.43 $\pm$ 0.0555	0.5213 $\pm$ 0.09035	0.099	121	0.48
Glufosinate	$\mu\text{g/l}$	- $\pm$ -	- $\pm$ -	-	-	-
Glufosinate metabolite MPPA	$\mu\text{g/l}$	- $\pm$ -	- $\pm$ -	-	-	-
Glyphosate	$\mu\text{g/l}$	0.411 $\pm$ 0.0171	0.4337 $\pm$ 0.06939	0.0821	106	0.17
Metazachlor	$\mu\text{g/l}$	0.161 $\pm$ 0.00743	- $\pm$ -	0.0193	-	-
Metolachlor	$\mu\text{g/l}$	0.176 $\pm$ 0.00384	0.1823 $\pm$ 0.02025	0.0264	104	0.15
Metribuzin	$\mu\text{g/l}$	0.781 $\pm$ 0.0333	0.7825 $\pm$ 0.1313	0.0781	100	0.01
Nicosulfuron	$\mu\text{g/l}$	0.286 $\pm$ 0.0712	- $\pm$ -	0.111	-	-
Prometryn	$\mu\text{g/l}$	0.429 $\pm$ 0.0169	0.4179 $\pm$ 0.05566	0.0558	97.4	-0.10
Propazine	$\mu\text{g/l}$	0.229 $\pm$ 0.00751	0.2262 $\pm$ 0.03769	0.0297	98.9	-0.03
s-Metolachlor Metabolite CGA 368208	$\mu\text{g/l}$	0.421 $\pm$ 0.0406	0.4399 $\pm$ 0.03519	0.059	104	0.23
s-Metolachlor Metabolite NOA 413173	$\mu\text{g/l}$	0.176 $\pm$ 0.0206	0.2236 $\pm$ 0.02357	0.0353	127	0.92
Sebuthylazine	$\mu\text{g/l}$	- $\pm$ -	- $\pm$ -	-	-	-
Simazine	$\mu\text{g/l}$	0.174 $\pm$ 0.00425	0.185 $\pm$ 0.01675	0.0191	106	0.32
Terbuthylazine	$\mu\text{g/l}$	0.562 $\pm$ 0.0151	0.5527 $\pm$ 0.07881	0.0618	98.4	-0.06
Terbuthylazine-desethyl	$\mu\text{g/l}$	0.274 $\pm$ 0.00994	0.2432 $\pm$ 0.02884	0.0301	88.8	-0.52
Terbuthylazine Metabolite CGA 324007 (LM5)	$\mu\text{g/l}$	- $\pm$ -	0.2007 $\pm$ 0.02043	-	-	-
Terbuthylazine Metabolite SYN 545666 (LM6)	$\mu\text{g/l}$	0.154 $\pm$ 0.0201	0.1987 $\pm$ 0.04205	0.0369	129	0.52

Parameter	Unit	Assigned $\pm$ U (k=2) value	Result $\pm$ U	Criterion	Recovery [%]	En-Score
Terbutylazine Metabolite SYN 546009 (LM3)	$\mu\text{g/l}$	- $\pm$ -	- $\pm$ -	-	-	-
Terbutryn	$\mu\text{g/l}$	0.426 $\pm$ 0.0169	0.4528 $\pm$ 0.1049	0.0426	106	0.13
Tritosulfuron	$\mu\text{g/l}$	- $\pm$ -	0.1904 $\pm$ 0.02357	-	-	-

## Sample: H003B

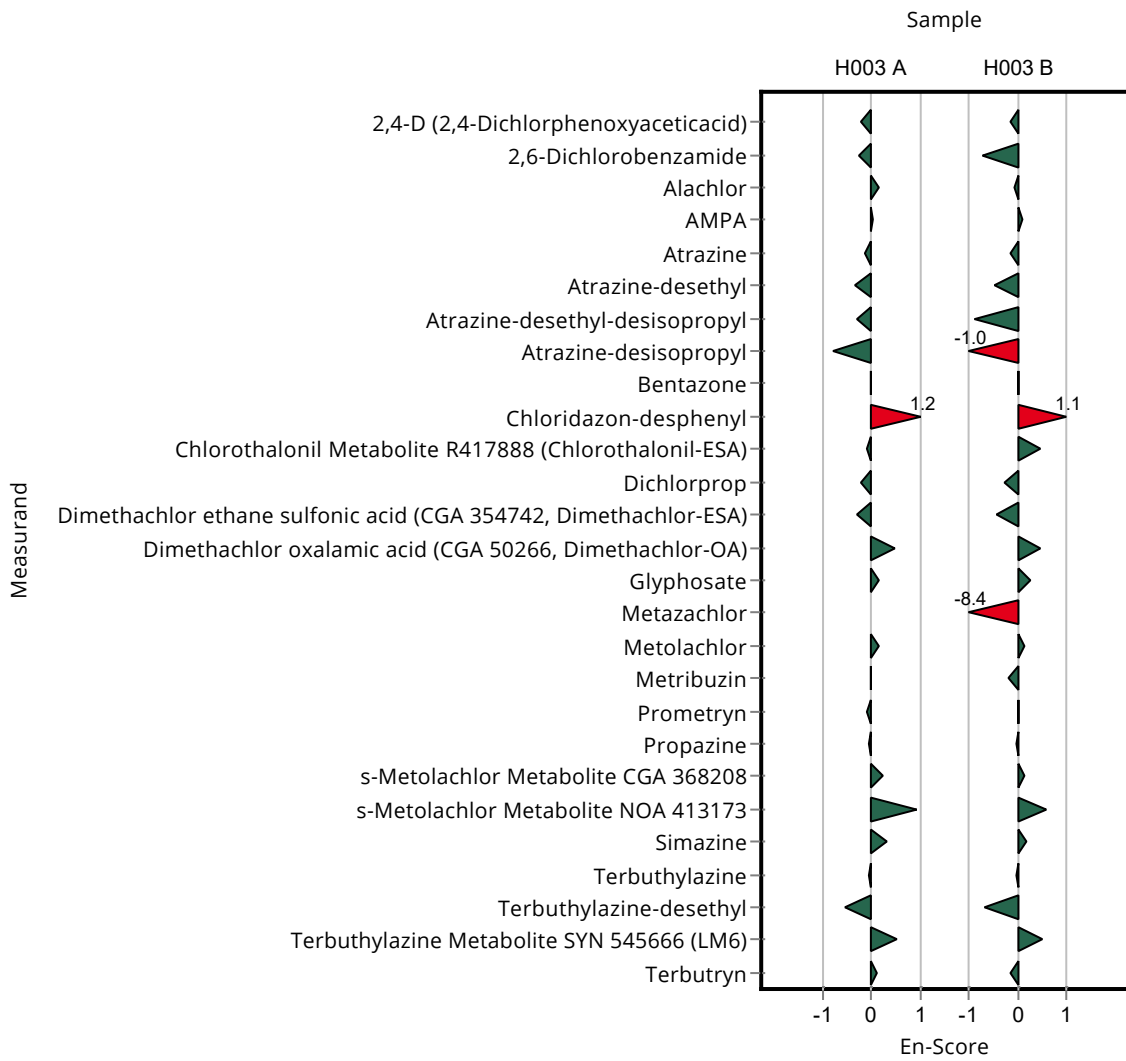
Parameter	Unit	Assigned $\pm$ U (k=2) value	Result $\pm$ U	Criterion	Recovery [%]	En-Score
2,4,5-Trichlorophenoxyacetic acid	$\mu\text{g/l}$	0.341 $\pm$ 0.0365	- $\pm$ -	0.0615	-	-
2,4-D (2,4-Dichlorophenoxyacetic acid)	$\mu\text{g/l}$	0.348 $\pm$ 0.0129	0.3265 $\pm$ 0.07254	0.0487	93.8	-0.15
2,6-Dichlorobenzamide	$\mu\text{g/l}$	0.437 $\pm$ 0.017	0.2978 $\pm$ 0.09298	0.0655	68.2	-0.74
Alachlor	$\mu\text{g/l}$	0.487 $\pm$ 0.0145	0.4768 $\pm$ 0.06884	0.0585	97.9	-0.08
Alachlor-t-acid (Alachlor-OA)	$\mu\text{g/l}$	0.185 $\pm$ 0.0171	- $\pm$ -	0.0278	-	-
Alachlor-t-sulfonic acid (Alachlor-ESA)	$\mu\text{g/l}$	0.29 $\pm$ 0.0395	- $\pm$ -	0.0608	-	-
AMPA	$\mu\text{g/l}$	0.562 $\pm$ 0.0415	0.5943 $\pm$ 0.1605	0.073	106	0.10
Atrazine	$\mu\text{g/l}$	0.658 $\pm$ 0.0171	0.6223 $\pm$ 0.1085	0.0724	94.6	-0.16
Atrazine-desethyl	$\mu\text{g/l}$	0.275 $\pm$ 0.0128	0.2212 $\pm$ 0.05355	0.033	80.5	-0.50
Atrazine-desethyl-desisopropyl	$\mu\text{g/l}$	0.423 $\pm$ 0.0502	0.3111 $\pm$ 0.05856	0.131	73.6	-0.88
Atrazine-desisopropyl	$\mu\text{g/l}$	0.242 $\pm$ 0.0176	0.1679 $\pm$ 0.03563	0.0387	69.5	-1.01
Bentazone	$\mu\text{g/l}$	0.735 $\pm$ 0.0273	0.7445 $\pm$ 0.2635	0.11	101	0.02
Chloridazon-desphenyl	$\mu\text{g/l}$	0.245 $\pm$ 0.0118	0.5822 $\pm$ 0.1576	0.0269	238	1.07
Chlorothalonil-4-hydroxy	$\mu\text{g/l}$	- $\pm$ -	- $\pm$ -	-	-	-
Chlorothalonil Metabolite R417888 (Chlorothalonil-ESA)	$\mu\text{g/l}$	0.423 $\pm$ 0.0247	0.4701 $\pm$ 0.05213	0.0845	111	0.44
Chlorothalonil Metabolite R471811	$\mu\text{g/l}$	0.644 $\pm$ 0.0996	- $\pm$ -	0.167	-	-
Chlorothalonil Metabolite R611965 (3-carbamyl-2,4,5-trichlorobenzoic acid)	$\mu\text{g/l}$	- $\pm$ -	- $\pm$ -	-	-	-
Chlorothalonil Metabolite R611968	$\mu\text{g/l}$	- $\pm$ -	- $\pm$ -	-	-	-

Parameter	Unit	Assigned $\pm$ U (k=2) value	Result $\pm$ U	Criterion	Recovery [%]	En-Score
Chlorothalonil Metabolite SYN507900	$\mu\text{g/l}$	- $\pm$ -	- $\pm$ -	-	-	-
Chlorothalonil Metabolite SYN548580	$\mu\text{g/l}$	- $\pm$ -	- $\pm$ -	-	-	-
Chlorothalonil Metabolite SYN548581	$\mu\text{g/l}$	- $\pm$ -	- $\pm$ -	-	-	-
Clopyralid	$\mu\text{g/l}$	0.503 $\pm$ 0.059	- $\pm$ -	0.101	-	-
Cyanazine	$\mu\text{g/l}$	0.441 $\pm$ 0.0221	- $\pm$ -	0.0618	-	-
Dicamba	$\mu\text{g/l}$	- $\pm$ -	- $\pm$ -	-	-	-
Dichlorprop	$\mu\text{g/l}$	0.295 $\pm$ 0.0109	0.2649 $\pm$ 0.05709	0.0354	89.8	-0.26
Dimethachlor ethane sulfonic acid (CGA 354742, Dimethachlor-ESA)	$\mu\text{g/l}$	0.112 $\pm$ 0.00608	0.1011 $\pm$ 0.01142	0.0224	90.3	-0.46
Dimethachlor Metabolite - CGA 369873	$\mu\text{g/l}$	0.308 $\pm$ 0.0189	- $\pm$ -	0.0617	-	-
Dimethachlor Metabolite - CGA 373464 (acetic acid methyl ester)	$\mu\text{g/l}$	- $\pm$ -	- $\pm$ -	-	-	-
Dimethachlor Metabolite - CGA 373464 (free acid)	$\mu\text{g/l}$	- $\pm$ -	- $\pm$ -	-	-	-
Dimethachlor oxalamic acid (CGA 50266, Dimethachlor-OA)	$\mu\text{g/l}$	0.449 $\pm$ 0.0607	0.5348 $\pm$ 0.09269	0.108	119	0.44
Glufosinate	$\mu\text{g/l}$	- $\pm$ -	- $\pm$ -	-	-	-
Glufosinate metabolite MPPA	$\mu\text{g/l}$	- $\pm$ -	- $\pm$ -	-	-	-
Glyphosate	$\mu\text{g/l}$	0.854 $\pm$ 0.0484	0.927 $\pm$ 0.1483	0.171	109	0.24
Metazachlor	$\mu\text{g/l}$	0.153 $\pm$ 0.00654	0.0292 $\pm$ 0.006587	0.0184	19.1	-8.41
Metolachlor	$\mu\text{g/l}$	0.385 $\pm$ 0.00907	0.3978 $\pm$ 0.04418	0.0578	103	0.14
Metribuzin	$\mu\text{g/l}$	0.374 $\pm$ 0.0099	0.3496 $\pm$ 0.05867	0.0374	93.6	-0.20
Nicosulfuron	$\mu\text{g/l}$	0.88 $\pm$ 0.0652	- $\pm$ -	0.22	-	-
Prometryn	$\mu\text{g/l}$	0.164 $\pm$ 0.00618	0.1631 $\pm$ 0.02173	0.0213	99.7	-0.01
Propazine	$\mu\text{g/l}$	0.108 $\pm$ 0.0054	0.1069 $\pm$ 0.01781	0.014	99	-0.03
s-Metolachlor Metabolite CGA 368208	$\mu\text{g/l}$	0.182 $\pm$ 0.00883	0.1856 $\pm$ 0.01485	0.0182	102	0.13
s-Metolachlor Metabolite NOA 413173	$\mu\text{g/l}$	0.496 $\pm$ 0.0472	0.5712 $\pm$ 0.06022	0.0843	115	0.58

Summary of results Herbicides/pesticides - H003 - En-Score

Labcode: LC0024

Parameter	Unit	Assigned $\pm$ U (k=2) value	Result $\pm$ U	Criterion	Recovery [%]	En- Score
Sebuthylazine	$\mu\text{g/l}$	0.695 $\pm$ 0.0268	- $\pm$ -	0.0647	-	-
Simazine	$\mu\text{g/l}$	0.35 $\pm$ 0.0116	0.3613 $\pm$ 0.03273	0.0385	103	0.17
Terbuthylazine	$\mu\text{g/l}$	0.266 $\pm$ 0.00731	0.2627 $\pm$ 0.03747	0.0293	98.6	-0.05
Terbuthylazine-desethyl	$\mu\text{g/l}$	0.546 $\pm$ 0.0206	0.4684 $\pm$ 0.05556	0.06	85.9	-0.68
Terbuthylazine Metabolite CGA 324007 (LM5)	$\mu\text{g/l}$	- $\pm$ -	0.1114 $\pm$ 0.01134	-	-	-
Terbuthylazine Metabolite SYN 545666 (LM6)	$\mu\text{g/l}$	0.318 $\pm$ 0.0221	0.3994 $\pm$ 0.08452	0.0318	126	0.48
Terbuthylazine Metabolite SYN 546009 (LM3)	$\mu\text{g/l}$	- $\pm$ -	- $\pm$ -	-	-	-
Terbutryn	$\mu\text{g/l}$	0.172 $\pm$ 0.00582	0.1609 $\pm$ 0.03728	0.0172	93.6	-0.15
Tritosulfuron	$\mu\text{g/l}$	- $\pm$ -	0.5035 $\pm$ 0.06233	-	-	-



## Sample: H003A

Parameter	Unit	Assigned $\pm$ U (k=2) value	Result $\pm$ U	Criterion	Recovery [%]	z-Score
2,4,5-Trichlorophenoxyacetic acid	$\mu\text{g/l}$	0.153 $\pm$ 0.0114	- $\pm$ -	0.0275	-	-
2,4-D (2,4-Dichlorphenoxyaceticacid)	$\mu\text{g/l}$	0.734 $\pm$ 0.0275	1.157 $\pm$ 0.405	0.103	158	4.12
2,6-Dichlorobenzamide	$\mu\text{g/l}$	0.217 $\pm$ 0.00924	0.245 $\pm$ 0.086	0.0325	113	0.87
Alachlor	$\mu\text{g/l}$	0.106 $\pm$ 0.00457	- $\pm$ -	0.0127	-	-
Alachlor-t-acid (Alachlor-OA)	$\mu\text{g/l}$	0.935 $\pm$ 0.057	- $\pm$ -	0.14	-	-
Alachlor-t-sulfonic acid (Alachlor-ESA)	$\mu\text{g/l}$	0.291 $\pm$ 0.0115	- $\pm$ -	0.0378	-	-
AMPA	$\mu\text{g/l}$	1 $\pm$ 0.0378	- $\pm$ -	0.13	-	-
Atrazine	$\mu\text{g/l}$	0.153 $\pm$ 0.00407	0.128 $\pm$ 0.038	0.0168	83.9	-1.47
Atrazine-desethyl	$\mu\text{g/l}$	0.594 $\pm$ 0.0215	0.569 $\pm$ 0.171	0.0712	95.9	-0.34
Atrazine-desethyl-desisopropyl	$\mu\text{g/l}$	0.166 $\pm$ 0.0155	- $\pm$ -	0.0515	-	-
Atrazine-desisopropyl	$\mu\text{g/l}$	0.245 $\pm$ 0.0211	0.27 $\pm$ 0.068	0.0441	110	0.57
Bentazone	$\mu\text{g/l}$	0.166 $\pm$ 0.00606	0.17 $\pm$ 0.034	0.0248	103	0.18
Chloridazon-desphenyl	$\mu\text{g/l}$	0.129 $\pm$ 0.00676	0.159 $\pm$ 0.056	0.0142	123	2.11
Chlorothalonil-4-hydroxy	$\mu\text{g/l}$	- $\pm$ -	- $\pm$ -	-	-	-
Chlorothalonil Metabolite R417888 (Chlorothalonil-ESA)	$\mu\text{g/l}$	0.0798 $\pm$ 0.00395	0.09 $\pm$ 0.032	0.016	113	0.64
Chlorothalonil Metabolite R471811	$\mu\text{g/l}$	0.187 $\pm$ 0.0395	0.224 $\pm$ 0.067	0.0655	120	0.56
Chlorothalonil Metabolite R611965 (3-carbamyl-2,4,5-trichlorobenzoic acid)	$\mu\text{g/l}$	- $\pm$ -	- $\pm$ -	-	-	-
Chlorothalonil Metabolite R611968	$\mu\text{g/l}$	- $\pm$ -	0.161 $\pm$ 0.056	-	-	-
Chlorothalonil Metabolite SYN507900	$\mu\text{g/l}$	- $\pm$ -	0.126 $\pm$ 0.038	-	-	-
Chlorothalonil Metabolite SYN548580	$\mu\text{g/l}$	- $\pm$ -	- $\pm$ -	-	-	-
Chlorothalonil Metabolite SYN548581	$\mu\text{g/l}$	- $\pm$ -	- $\pm$ -	-	-	-
Clopyralid	$\mu\text{g/l}$	0.24 $\pm$ 0.0285	- $\pm$ -	0.048	-	-
Cyanazine	$\mu\text{g/l}$	0.167 $\pm$ 0.00751	- $\pm$ -	0.0234	-	-

Parameter	Unit	Assigned $\pm$ U (k=2) value	Result $\pm$ U	Criterion	Recovery [%]	z-Score
Dicamba	$\mu\text{g/l}$	- $\pm$ -	- $\pm$ -	-	-	-
Dichlorprop	$\mu\text{g/l}$	0.553 $\pm$ 0.0349	0.621 $\pm$ 0.248	0.0664	112	1.02
Dimethachlor ethane sulfonic acid (CGA 354742, Dimethachlor-ESA)	$\mu\text{g/l}$	0.233 $\pm$ 0.0174	0.252 $\pm$ 0.088	0.0465	108	0.42
Dimethachlor Metabolite - CGA 369873	$\mu\text{g/l}$	0.144 $\pm$ 0.00926	0.147 $\pm$ 0.051	0.0288	102	0.11
Dimethachlor Metabolite - CGA 373464 (acetic acid methyl ester)	$\mu\text{g/l}$	- $\pm$ -	- $\pm$ -	-	-	-
Dimethachlor Metabolite - CGA 373464 (free acid)	$\mu\text{g/l}$	- $\pm$ -	- $\pm$ -	-	-	-
Dimethachlor oxalamic acid (CGA 50266, Dimethachlor-OA)	$\mu\text{g/l}$	0.43 $\pm$ 0.0555	0.543 $\pm$ 0.217	0.099	126	1.14
Glufosinate	$\mu\text{g/l}$	- $\pm$ -	- $\pm$ -	-	-	-
Glufosinate metabolite MPPA	$\mu\text{g/l}$	- $\pm$ -	- $\pm$ -	-	-	-
Glyphosate	$\mu\text{g/l}$	0.411 $\pm$ 0.0171	- $\pm$ -	0.0821	-	-
Metazachlor	$\mu\text{g/l}$	0.161 $\pm$ 0.00743	0.155 $\pm$ 0.054	0.0193	96.2	-0.32
Metolachlor	$\mu\text{g/l}$	0.176 $\pm$ 0.00384	0.166 $\pm$ 0.058	0.0264	94.3	-0.38
Metribuzin	$\mu\text{g/l}$	0.781 $\pm$ 0.0333	0.785 $\pm$ 0.314	0.0781	101	0.05
Nicosulfuron	$\mu\text{g/l}$	0.286 $\pm$ 0.0712	0.235 $\pm$ 0.059	0.111	82.3	-0.45
Prometryn	$\mu\text{g/l}$	0.429 $\pm$ 0.0169	- $\pm$ -	0.0558	-	-
Propazine	$\mu\text{g/l}$	0.229 $\pm$ 0.00751	0.238 $\pm$ 0.095	0.0297	104	0.31
s-Metolachlor Metabolite CGA 368208	$\mu\text{g/l}$	0.421 $\pm$ 0.0406	0.443 $\pm$ 0.177	0.059	105	0.36
s-Metolachlor Metabolite NOA 413173	$\mu\text{g/l}$	0.176 $\pm$ 0.0206	0.199 $\pm$ 0.07	0.0353	113	0.64
Sebuthylazine	$\mu\text{g/l}$	- $\pm$ -	- $\pm$ -	-	-	-
Simazine	$\mu\text{g/l}$	0.174 $\pm$ 0.00425	0.174 $\pm$ 0.061	0.0191	100	0.00
Terbuthylazine	$\mu\text{g/l}$	0.562 $\pm$ 0.0151	0.487 $\pm$ 0.195	0.0618	86.7	-1.21
Terbuthylazine-desethyl	$\mu\text{g/l}$	0.274 $\pm$ 0.00994	0.267 $\pm$ 0.08	0.0301	97.5	-0.23
Terbuthylazine Metabolite CGA 324007 (LM5)	$\mu\text{g/l}$	- $\pm$ -	0.273 $\pm$ 0.068	-	-	-
Terbuthylazine Metabolite SYN 545666 (LM6)	$\mu\text{g/l}$	0.154 $\pm$ 0.0201	0.13 $\pm$ 0.039	0.0369	84.5	-0.65

Parameter	Unit	Assigned $\pm$ U (k=2) value	Result $\pm$ U	Criterion	Recovery [%]	z-Score
Terbutylazine Metabolite SYN 546009 (LM3)	$\mu\text{g/l}$	- $\pm$ -	- $\pm$ -	-	-	-
Terbutryn	$\mu\text{g/l}$	0.426 $\pm$ 0.0169	0.444 $\pm$ 0.178	0.0426	104	0.42
Tritosulfuron	$\mu\text{g/l}$	- $\pm$ -	- $\pm$ -	-	-	-

## Sample: H003B

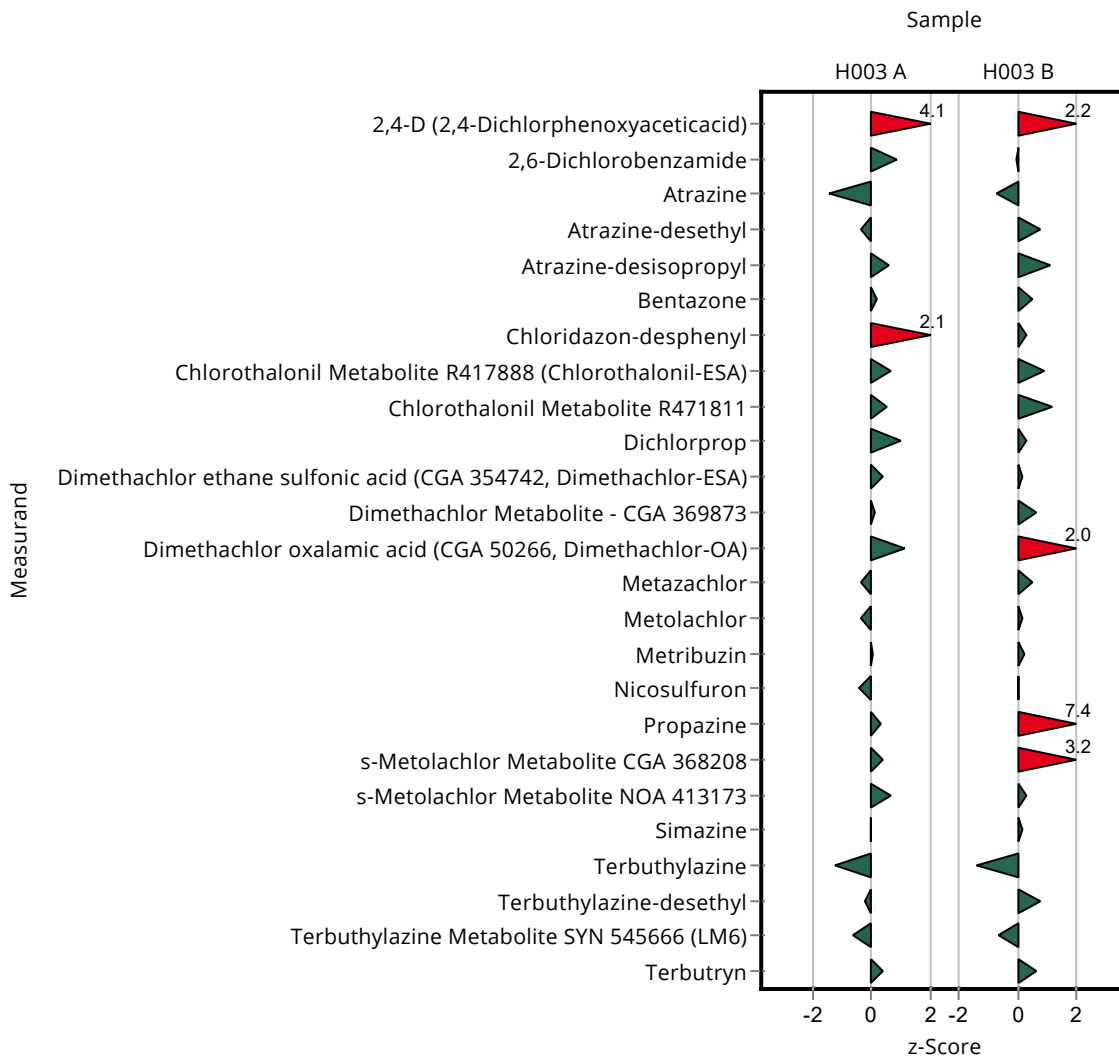
Parameter	Unit	Assigned $\pm$ U (k=2) value	Result $\pm$ U	Criterion	Recovery [%]	z-Score
2,4,5-Trichlorophenoxyacetic acid	$\mu\text{g/l}$	0.341 $\pm$ 0.0365	- $\pm$ -	0.0615	-	-
2,4-D (2,4-Dichlorophenoxyacetic acid)	$\mu\text{g/l}$	0.348 $\pm$ 0.0129	0.455 $\pm$ 0.159	0.0487	131	2.20
2,6-Dichlorobenzamide	$\mu\text{g/l}$	0.437 $\pm$ 0.017	0.433 $\pm$ 0.152	0.0655	99.2	-0.06
Alachlor	$\mu\text{g/l}$	0.487 $\pm$ 0.0145	- $\pm$ -	0.0585	-	-
Alachlor-t-acid (Alachlor-OA)	$\mu\text{g/l}$	0.185 $\pm$ 0.0171	- $\pm$ -	0.0278	-	-
Alachlor-t-sulfonic acid (Alachlor-ESA)	$\mu\text{g/l}$	0.29 $\pm$ 0.0395	- $\pm$ -	0.0608	-	-
AMPA	$\mu\text{g/l}$	0.562 $\pm$ 0.0415	- $\pm$ -	0.073	-	-
Atrazine	$\mu\text{g/l}$	0.658 $\pm$ 0.0171	0.607 $\pm$ 0.182	0.0724	92.3	-0.70
Atrazine-desethyl	$\mu\text{g/l}$	0.275 $\pm$ 0.0128	0.3 $\pm$ 0.09	0.033	109	0.76
Atrazine-desethyl-desisopropyl	$\mu\text{g/l}$	0.423 $\pm$ 0.0502	- $\pm$ -	0.131	-	-
Atrazine-desisopropyl	$\mu\text{g/l}$	0.242 $\pm$ 0.0176	0.285 $\pm$ 0.071	0.0387	118	1.12
Bentazone	$\mu\text{g/l}$	0.735 $\pm$ 0.0273	0.786 $\pm$ 0.157	0.11	107	0.46
Chloridazon-desphenyl	$\mu\text{g/l}$	0.245 $\pm$ 0.0118	0.253 $\pm$ 0.089	0.0269	103	0.30
Chlorothalonil-4-hydroxy	$\mu\text{g/l}$	- $\pm$ -	- $\pm$ -	-	-	-
Chlorothalonil Metabolite R417888 (Chlorothalonil-ESA)	$\mu\text{g/l}$	0.423 $\pm$ 0.0247	0.498 $\pm$ 0.174	0.0845	118	0.89
Chlorothalonil Metabolite R471811	$\mu\text{g/l}$	0.644 $\pm$ 0.0996	0.844 $\pm$ 0.253	0.167	131	1.19
Chlorothalonil Metabolite R611965 (3-carbamyl-2,4,5-trichlorobenzoic acid)	$\mu\text{g/l}$	- $\pm$ -	- $\pm$ -	-	-	-
Chlorothalonil Metabolite R611968	$\mu\text{g/l}$	- $\pm$ -	0.189 $\pm$ 0.066	-	-	-

Parameter	Unit	Assigned $\pm$ U (k=2) value	Result $\pm$ U	Criterion	Recovery [%]	z-Score
Chlorothalonil Metabolite SYN507900	$\mu\text{g/l}$	- $\pm$ -	0.292 $\pm$ 0.088	-	-	-
Chlorothalonil Metabolite SYN548580	$\mu\text{g/l}$	- $\pm$ -	- $\pm$ -	-	-	-
Chlorothalonil Metabolite SYN548581	$\mu\text{g/l}$	- $\pm$ -	- $\pm$ -	-	-	-
Clopyralid	$\mu\text{g/l}$	0.503 $\pm$ 0.059	- $\pm$ -	0.101	-	-
Cyanazine	$\mu\text{g/l}$	0.441 $\pm$ 0.0221	- $\pm$ -	0.0618	-	-
Dicamba	$\mu\text{g/l}$	- $\pm$ -	- $\pm$ -	-	-	-
Dichlorprop	$\mu\text{g/l}$	0.295 $\pm$ 0.0109	0.304 $\pm$ 0.121	0.0354	103	0.26
Dimethachlor ethane sulfonic acid (CGA 354742, Dimethachlor-ESA)	$\mu\text{g/l}$	0.112 $\pm$ 0.00608	0.116 $\pm$ 0.041	0.0224	104	0.18
Dimethachlor Metabolite - CGA 369873	$\mu\text{g/l}$	0.308 $\pm$ 0.0189	0.346 $\pm$ 0.121	0.0617	112	0.61
Dimethachlor Metabolite - CGA 373464 (acetic acid methyl ester)	$\mu\text{g/l}$	- $\pm$ -	- $\pm$ -	-	-	-
Dimethachlor Metabolite - CGA 373464 (free acid)	$\mu\text{g/l}$	- $\pm$ -	- $\pm$ -	-	-	-
Dimethachlor oxalamic acid (CGA 50266, Dimethachlor-OA)	$\mu\text{g/l}$	0.449 $\pm$ 0.0607	0.666 $\pm$ 0.266	0.108	148	2.01
Glufosinate	$\mu\text{g/l}$	- $\pm$ -	- $\pm$ -	-	-	-
Glufosinate metabolite MPPA	$\mu\text{g/l}$	- $\pm$ -	- $\pm$ -	-	-	-
Glyphosate	$\mu\text{g/l}$	0.854 $\pm$ 0.0484	- $\pm$ -	0.171	-	-
Metazachlor	$\mu\text{g/l}$	0.153 $\pm$ 0.00654	0.162 $\pm$ 0.057	0.0184	106	0.49
Metolachlor	$\mu\text{g/l}$	0.385 $\pm$ 0.00907	0.396 $\pm$ 0.138	0.0578	103	0.18
Metribuzin	$\mu\text{g/l}$	0.374 $\pm$ 0.0099	0.382 $\pm$ 0.153	0.0374	102	0.23
Nicosulfuron	$\mu\text{g/l}$	0.88 $\pm$ 0.0652	0.881 $\pm$ 0.22	0.22	100	0.00
Prometryn	$\mu\text{g/l}$	0.164 $\pm$ 0.00618	- $\pm$ -	0.0213	-	-
Propazine	$\mu\text{g/l}$	0.108 $\pm$ 0.0054	0.212 $\pm$ 0.085	0.014	196	7.42
s-Metolachlor Metabolite CGA 368208	$\mu\text{g/l}$	0.182 $\pm$ 0.00883	0.239 $\pm$ 0.096	0.0182	132	3.16
s-Metolachlor Metabolite NOA 413173	$\mu\text{g/l}$	0.496 $\pm$ 0.0472	0.518 $\pm$ 0.181	0.0843	104	0.26

## Summary of results Herbicides/pesticides - H003

Labcode: LC0025

Parameter	Unit	Assigned $\pm$ U (k=2) value	Result $\pm$ U	Criterion	Recovery [%]	z-Score
Sebuthylazine	$\mu\text{g/l}$	0.695 $\pm$ 0.0268	- $\pm$ -	0.0647	-	-
Simazine	$\mu\text{g/l}$	0.35 $\pm$ 0.0116	0.355 $\pm$ 0.124	0.0385	101	0.12
Terbuthylazine	$\mu\text{g/l}$	0.266 $\pm$ 0.00731	0.225 $\pm$ 0.09	0.0293	84.4	-1.41
Terbuthylazine-desethyl	$\mu\text{g/l}$	0.546 $\pm$ 0.0206	0.591 $\pm$ 0.177	0.06	108	0.76
Terbuthylazine Metabolite CGA 324007 (LM5)	$\mu\text{g/l}$	- $\pm$ -	0.123 $\pm$ 0.031	-	-	-
Terbuthylazine Metabolite SYN 545666 (LM6)	$\mu\text{g/l}$	0.318 $\pm$ 0.0221	0.296 $\pm$ 0.089	0.0318	93.1	-0.69
Terbuthylazine Metabolite SYN 546009 (LM3)	$\mu\text{g/l}$	- $\pm$ -	- $\pm$ -	-	-	-
Terbutryn	$\mu\text{g/l}$	0.172 $\pm$ 0.00582	0.183 $\pm$ 0.073	0.0172	106	0.65
Tritosulfuron	$\mu\text{g/l}$	- $\pm$ -	- $\pm$ -	-	-	-



## Sample: H003A

Parameter	Unit	Assigned $\pm$ U (k=2) value	Result $\pm$ U	Criterion	Recovery [%]	En-Score
2,4,5-Trichlorophenoxyacetic acid	$\mu\text{g/l}$	0.153 $\pm$ 0.0114	- $\pm$ -	0.0275	-	-
2,4-D (2,4-Dichlorphenoxyaceticacid)	$\mu\text{g/l}$	0.734 $\pm$ 0.0275	1.157 $\pm$ 0.405	0.103	158	0.52
2,6-Dichlorobenzamide	$\mu\text{g/l}$	0.217 $\pm$ 0.00924	0.245 $\pm$ 0.086	0.0325	113	0.16
Alachlor	$\mu\text{g/l}$	0.106 $\pm$ 0.00457	- $\pm$ -	0.0127	-	-
Alachlor-t-acid (Alachlor-OA)	$\mu\text{g/l}$	0.935 $\pm$ 0.057	- $\pm$ -	0.14	-	-
Alachlor-t-sulfonic acid (Alachlor-ESA)	$\mu\text{g/l}$	0.291 $\pm$ 0.0115	- $\pm$ -	0.0378	-	-
AMPA	$\mu\text{g/l}$	1 $\pm$ 0.0378	- $\pm$ -	0.13	-	-
Atrazine	$\mu\text{g/l}$	0.153 $\pm$ 0.00407	0.128 $\pm$ 0.038	0.0168	83.9	-0.32
Atrazine-desethyl	$\mu\text{g/l}$	0.594 $\pm$ 0.0215	0.569 $\pm$ 0.171	0.0712	95.9	-0.07
Atrazine-desethyl-desisopropyl	$\mu\text{g/l}$	0.166 $\pm$ 0.0155	- $\pm$ -	0.0515	-	-
Atrazine-desisopropyl	$\mu\text{g/l}$	0.245 $\pm$ 0.0211	0.27 $\pm$ 0.068	0.0441	110	0.18
Bentazone	$\mu\text{g/l}$	0.166 $\pm$ 0.00606	0.17 $\pm$ 0.034	0.0248	103	0.06
Chloridazon-desphenyl	$\mu\text{g/l}$	0.129 $\pm$ 0.00676	0.159 $\pm$ 0.056	0.0142	123	0.27
Chlorothalonil-4-hydroxy	$\mu\text{g/l}$	- $\pm$ -	- $\pm$ -	-	-	-
Chlorothalonil Metabolite R417888 (Chlorothalonil-ESA)	$\mu\text{g/l}$	0.0798 $\pm$ 0.00395	0.09 $\pm$ 0.032	0.016	113	0.16
Chlorothalonil Metabolite R471811	$\mu\text{g/l}$	0.187 $\pm$ 0.0395	0.224 $\pm$ 0.067	0.0655	120	0.26
Chlorothalonil Metabolite R611965 (3-carbamyl-2,4,5-trichlorobenzoic acid)	$\mu\text{g/l}$	- $\pm$ -	- $\pm$ -	-	-	-
Chlorothalonil Metabolite R611968	$\mu\text{g/l}$	- $\pm$ -	0.161 $\pm$ 0.056	-	-	-
Chlorothalonil Metabolite SYN507900	$\mu\text{g/l}$	- $\pm$ -	0.126 $\pm$ 0.038	-	-	-
Chlorothalonil Metabolite SYN548580	$\mu\text{g/l}$	- $\pm$ -	- $\pm$ -	-	-	-
Chlorothalonil Metabolite SYN548581	$\mu\text{g/l}$	- $\pm$ -	- $\pm$ -	-	-	-
Clopyralid	$\mu\text{g/l}$	0.24 $\pm$ 0.0285	- $\pm$ -	0.048	-	-
Cyanazine	$\mu\text{g/l}$	0.167 $\pm$ 0.00751	- $\pm$ -	0.0234	-	-

Parameter	Unit	Assigned $\pm$ U (k=2) value	Result $\pm$ U	Criterion	Recovery [%]	En-Score
Dicamba	$\mu\text{g/l}$	- $\pm$ -	- $\pm$ -	-	-	-
Dichlorprop	$\mu\text{g/l}$	0.553 $\pm$ 0.0349	0.621 $\pm$ 0.248	0.0664	112	0.14
Dimethachlor ethane sulfonic acid (CGA 354742, Dimethachlor-ESA)	$\mu\text{g/l}$	0.233 $\pm$ 0.0174	0.252 $\pm$ 0.088	0.0465	108	0.11
Dimethachlor Metabolite - CGA 369873	$\mu\text{g/l}$	0.144 $\pm$ 0.00926	0.147 $\pm$ 0.051	0.0288	102	0.03
Dimethachlor Metabolite - CGA 373464 (acetic acid methyl ester)	$\mu\text{g/l}$	- $\pm$ -	- $\pm$ -	-	-	-
Dimethachlor Metabolite - CGA 373464 (free acid)	$\mu\text{g/l}$	- $\pm$ -	- $\pm$ -	-	-	-
Dimethachlor oxalamic acid (CGA 50266, Dimethachlor-OA)	$\mu\text{g/l}$	0.43 $\pm$ 0.0555	0.543 $\pm$ 0.217	0.099	126	0.26
Glufosinate	$\mu\text{g/l}$	- $\pm$ -	- $\pm$ -	-	-	-
Glufosinate metabolite MPPA	$\mu\text{g/l}$	- $\pm$ -	- $\pm$ -	-	-	-
Glyphosate	$\mu\text{g/l}$	0.411 $\pm$ 0.0171	- $\pm$ -	0.0821	-	-
Metazachlor	$\mu\text{g/l}$	0.161 $\pm$ 0.00743	0.155 $\pm$ 0.054	0.0193	96.2	-0.06
Metolachlor	$\mu\text{g/l}$	0.176 $\pm$ 0.00384	0.166 $\pm$ 0.058	0.0264	94.3	-0.09
Metribuzin	$\mu\text{g/l}$	0.781 $\pm$ 0.0333	0.785 $\pm$ 0.314	0.0781	101	0.01
Nicosulfuron	$\mu\text{g/l}$	0.286 $\pm$ 0.0712	0.235 $\pm$ 0.059	0.111	82.3	-0.37
Prometryn	$\mu\text{g/l}$	0.429 $\pm$ 0.0169	- $\pm$ -	0.0558	-	-
Propazine	$\mu\text{g/l}$	0.229 $\pm$ 0.00751	0.238 $\pm$ 0.095	0.0297	104	0.05
s-Metolachlor Metabolite CGA 368208	$\mu\text{g/l}$	0.421 $\pm$ 0.0406	0.443 $\pm$ 0.177	0.059	105	0.06
s-Metolachlor Metabolite NOA 413173	$\mu\text{g/l}$	0.176 $\pm$ 0.0206	0.199 $\pm$ 0.07	0.0353	113	0.16
Sebuthylazine	$\mu\text{g/l}$	- $\pm$ -	- $\pm$ -	-	-	-
Simazine	$\mu\text{g/l}$	0.174 $\pm$ 0.00425	0.174 $\pm$ 0.061	0.0191	100	0.00
Terbuthylazine	$\mu\text{g/l}$	0.562 $\pm$ 0.0151	0.487 $\pm$ 0.195	0.0618	86.7	-0.19
Terbuthylazine-desethyl	$\mu\text{g/l}$	0.274 $\pm$ 0.00994	0.267 $\pm$ 0.08	0.0301	97.5	-0.04
Terbuthylazine Metabolite CGA 324007 (LM5)	$\mu\text{g/l}$	- $\pm$ -	0.273 $\pm$ 0.068	-	-	-
Terbuthylazine Metabolite SYN 545666 (LM6)	$\mu\text{g/l}$	0.154 $\pm$ 0.0201	0.13 $\pm$ 0.039	0.0369	84.5	-0.30

Parameter	Unit	Assigned $\pm$ U (k=2) value	Result $\pm$ U	Criterion	Recovery [%]	En-Score
Terbutylazine Metabolite SYN 546009 (LM3)	$\mu\text{g/l}$	- $\pm$ -	- $\pm$ -	-	-	-
Terbutryn	$\mu\text{g/l}$	0.426 $\pm$ 0.0169	0.444 $\pm$ 0.178	0.0426	104	0.05
Tritosulfuron	$\mu\text{g/l}$	- $\pm$ -	- $\pm$ -	-	-	-

## Sample: H003B

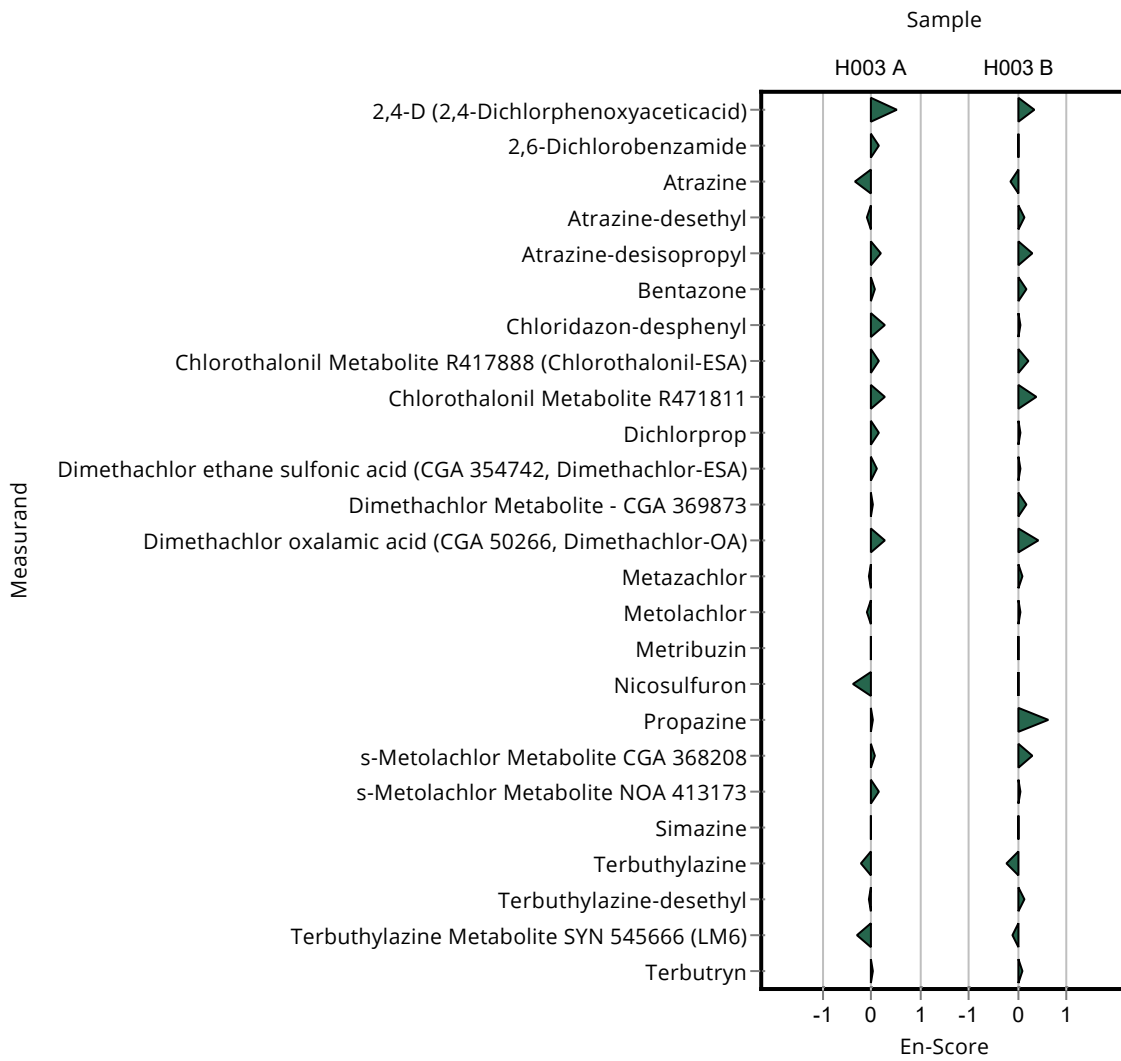
Parameter	Unit	Assigned $\pm$ U (k=2) value	Result $\pm$ U	Criterion	Recovery [%]	En-Score
2,4,5-Trichlorophenoxyacetic acid	$\mu\text{g/l}$	0.341 $\pm$ 0.0365	- $\pm$ -	0.0615	-	-
2,4-D (2,4-Dichlorophenoxyacetic acid)	$\mu\text{g/l}$	0.348 $\pm$ 0.0129	0.455 $\pm$ 0.159	0.0487	131	0.34
2,6-Dichlorobenzamide	$\mu\text{g/l}$	0.437 $\pm$ 0.017	0.433 $\pm$ 0.152	0.0655	99.2	-0.01
Alachlor	$\mu\text{g/l}$	0.487 $\pm$ 0.0145	- $\pm$ -	0.0585	-	-
Alachlor-t-acid (Alachlor-OA)	$\mu\text{g/l}$	0.185 $\pm$ 0.0171	- $\pm$ -	0.0278	-	-
Alachlor-t-sulfonic acid (Alachlor-ESA)	$\mu\text{g/l}$	0.29 $\pm$ 0.0395	- $\pm$ -	0.0608	-	-
AMPA	$\mu\text{g/l}$	0.562 $\pm$ 0.0415	- $\pm$ -	0.073	-	-
Atrazine	$\mu\text{g/l}$	0.658 $\pm$ 0.0171	0.607 $\pm$ 0.182	0.0724	92.3	-0.14
Atrazine-desethyl	$\mu\text{g/l}$	0.275 $\pm$ 0.0128	0.3 $\pm$ 0.09	0.033	109	0.14
Atrazine-desethyl-desisopropyl	$\mu\text{g/l}$	0.423 $\pm$ 0.0502	- $\pm$ -	0.131	-	-
Atrazine-desisopropyl	$\mu\text{g/l}$	0.242 $\pm$ 0.0176	0.285 $\pm$ 0.071	0.0387	118	0.30
Bentazone	$\mu\text{g/l}$	0.735 $\pm$ 0.0273	0.786 $\pm$ 0.157	0.11	107	0.16
Chloridazon-desphenyl	$\mu\text{g/l}$	0.245 $\pm$ 0.0118	0.253 $\pm$ 0.089	0.0269	103	0.05
Chlorothalonil-4-hydroxy	$\mu\text{g/l}$	- $\pm$ -	- $\pm$ -	-	-	-
Chlorothalonil Metabolite R417888 (Chlorothalonil-ESA)	$\mu\text{g/l}$	0.423 $\pm$ 0.0247	0.498 $\pm$ 0.174	0.0845	118	0.22
Chlorothalonil Metabolite R471811	$\mu\text{g/l}$	0.644 $\pm$ 0.0996	0.844 $\pm$ 0.253	0.167	131	0.39
Chlorothalonil Metabolite R611965 (3-carbamyl-2,4,5-trichlorobenzoic acid)	$\mu\text{g/l}$	- $\pm$ -	- $\pm$ -	-	-	-
Chlorothalonil Metabolite R611968	$\mu\text{g/l}$	- $\pm$ -	0.189 $\pm$ 0.066	-	-	-

Parameter	Unit	Assigned $\pm$ U (k=2) value	Result $\pm$ U	Criterion	Recovery [%]	En-Score
Chlorothalonil Metabolite SYN507900	$\mu\text{g/l}$	- $\pm$ -	0.292 $\pm$ 0.088	-	-	-
Chlorothalonil Metabolite SYN548580	$\mu\text{g/l}$	- $\pm$ -	- $\pm$ -	-	-	-
Chlorothalonil Metabolite SYN548581	$\mu\text{g/l}$	- $\pm$ -	- $\pm$ -	-	-	-
Clopyralid	$\mu\text{g/l}$	0.503 $\pm$ 0.059	- $\pm$ -	0.101	-	-
Cyanazine	$\mu\text{g/l}$	0.441 $\pm$ 0.0221	- $\pm$ -	0.0618	-	-
Dicamba	$\mu\text{g/l}$	- $\pm$ -	- $\pm$ -	-	-	-
Dichlorprop	$\mu\text{g/l}$	0.295 $\pm$ 0.0109	0.304 $\pm$ 0.121	0.0354	103	0.04
Dimethachlor ethane sulfonic acid (CGA 354742, Dimethachlor-ESA)	$\mu\text{g/l}$	0.112 $\pm$ 0.00608	0.116 $\pm$ 0.041	0.0224	104	0.05
Dimethachlor Metabolite - CGA 369873	$\mu\text{g/l}$	0.308 $\pm$ 0.0189	0.346 $\pm$ 0.121	0.0617	112	0.16
Dimethachlor Metabolite - CGA 373464 (acetic acid methyl ester)	$\mu\text{g/l}$	- $\pm$ -	- $\pm$ -	-	-	-
Dimethachlor Metabolite - CGA 373464 (free acid)	$\mu\text{g/l}$	- $\pm$ -	- $\pm$ -	-	-	-
Dimethachlor oxalamic acid (CGA 50266, Dimethachlor-OA)	$\mu\text{g/l}$	0.449 $\pm$ 0.0607	0.666 $\pm$ 0.266	0.108	148	0.40
Glufosinate	$\mu\text{g/l}$	- $\pm$ -	- $\pm$ -	-	-	-
Glufosinate metabolite MPPA	$\mu\text{g/l}$	- $\pm$ -	- $\pm$ -	-	-	-
Glyphosate	$\mu\text{g/l}$	0.854 $\pm$ 0.0484	- $\pm$ -	0.171	-	-
Metazachlor	$\mu\text{g/l}$	0.153 $\pm$ 0.00654	0.162 $\pm$ 0.057	0.0184	106	0.08
Metolachlor	$\mu\text{g/l}$	0.385 $\pm$ 0.00907	0.396 $\pm$ 0.138	0.0578	103	0.04
Metribuzin	$\mu\text{g/l}$	0.374 $\pm$ 0.0099	0.382 $\pm$ 0.153	0.0374	102	0.03
Nicosulfuron	$\mu\text{g/l}$	0.88 $\pm$ 0.0652	0.881 $\pm$ 0.22	0.22	100	0.00
Prometryn	$\mu\text{g/l}$	0.164 $\pm$ 0.00618	- $\pm$ -	0.0213	-	-
Propazine	$\mu\text{g/l}$	0.108 $\pm$ 0.0054	0.212 $\pm$ 0.085	0.014	196	0.61
s-Metolachlor Metabolite CGA 368208	$\mu\text{g/l}$	0.182 $\pm$ 0.00883	0.239 $\pm$ 0.096	0.0182	132	0.30
s-Metolachlor Metabolite NOA 413173	$\mu\text{g/l}$	0.496 $\pm$ 0.0472	0.518 $\pm$ 0.181	0.0843	104	0.06

Summary of results Herbicides/pesticides - H003 - En-Score

Labcode: LC0025

Parameter	Unit	Assigned $\pm$ U (k=2) value	Result $\pm$ U	Criterion	Recovery [%]	En- Score
Sebuthylazine	$\mu\text{g/l}$	0.695 $\pm$ 0.0268	- $\pm$ -	0.0647	-	-
Simazine	$\mu\text{g/l}$	0.35 $\pm$ 0.0116	0.355 $\pm$ 0.124	0.0385	101	0.02
Terbuthylazine	$\mu\text{g/l}$	0.266 $\pm$ 0.00731	0.225 $\pm$ 0.09	0.0293	84.4	-0.23
Terbuthylazine-desethyl	$\mu\text{g/l}$	0.546 $\pm$ 0.0206	0.591 $\pm$ 0.177	0.06	108	0.13
Terbuthylazine Metabolite CGA 324007 (LM5)	$\mu\text{g/l}$	- $\pm$ -	0.123 $\pm$ 0.031	-	-	-
Terbuthylazine Metabolite SYN 545666 (LM6)	$\mu\text{g/l}$	0.318 $\pm$ 0.0221	0.296 $\pm$ 0.089	0.0318	93.1	-0.12
Terbuthylazine Metabolite SYN 546009 (LM3)	$\mu\text{g/l}$	- $\pm$ -	- $\pm$ -	-	-	-
Terbutryn	$\mu\text{g/l}$	0.172 $\pm$ 0.00582	0.183 $\pm$ 0.073	0.0172	106	0.08
Tritosulfuron	$\mu\text{g/l}$	- $\pm$ -	- $\pm$ -	-	-	-



## E9. Methodenübersicht / Overview of methods

LabCode	Sample	2,4,5- Trichlorophenoxyacetic acid	2,4-D (2,4- Dichlorphenoxyaceticacid)	2,6- Dichlorobenzamide	Alachlor
LC0001	H003A		LC-MS/MS;	LC-MS/MS;	
LC0002	H003A	GC-MS/MS;	GC-MS/MS;		
LC0003	H003A	LC-MS/MS; DIN 38407-35	LC-MS/MS; DIN 38407-35	LC-MS/MS direct; DIN 38407-36; F36	LC-MS/MS direct; DIN 38407-36; F36
LC0004	H003A	LC-MS/MS;	LC-MS/MS;	LC-MS/MS;	LC-MS/MS;
LC0005	H003A		LC-HRMS; ESI-neg		
LC0006	H003A	LC-MS/MS;	LC-MS/MS;	LC-MS/MS;	LC-MS/MS;
LC0007	H003A		LC-MS/MS direct;	LC-MS/MS direct;	
LC0008	H003A			LC-MS/MS direct; DIN 38407-36	LC-MS/MS direct; DIN 38407-36
LC0009	H003A				
LC0010	H003A	GC-Orbitrap Screening; (DCM-extraction)	GC-Orbitrap Screening; (DCM-extraction)	GC-Orbitrap Screening; (DCM- extraction)	GC-Orbitrap Screening; (DCM- extraction)
LC0011	H003A			LC-MS/MS; DIN 38407-36; F36	
LC0012	H003A				
LC0013	H003A		LC-MS/MS;	LC-MS/MS;	
LC0014	H003A	LC-MS/MS; DIN 38407-35	LC-MS/MS; DIN 38407-35	LC-MS/MS direct; DIN 38407-36	LC-MS/MS direct; DIN 38407-36
LC0015	H003A	LC-MS/MS; DIN 38407-35	LC-MS/MS; DIN 38407-35	LC-MS/MS direct; DIN 38407-36	
LC0016	H003A		LC-MS/MS; DIN 38407-35	LC-MS/MS direct; DIN 38407-36	LC-MS/MS direct; DIN 38407-36
LC0017	H003A	LC-MS/MS; DIN 38407-35; F35	LC-MS/MS; DIN 38407-35; F35	LC-MS/MS direct; DIN 38407-36; F36	LC-MS/MS direct; DIN 38407-36; F36
LC0018	H003A			LC-MS/MS;	LC-MS/MS;
LC0019	H003A		LC-MS/MS direct; DIN 38407-36 modified	LC-MS/MS direct; DIN 38407-36 modified	
LC0020	H003A				
LC0021	H003A			LC-MS/MS direct; DIN 38407-36	LC-MS/MS direct; DIN 38407-36
LC0022	H003A		LC-MS/MS direct;	LC-MS/MS direct;	LC-MS/MS direct;
LC0023	H003A	LC-MS/MS; DIN 38407-35	LC-MS/MS; DIN 38407-35	LC-MS/MS; housemethod	
LC0024	H003A		LC-HRMS;	LC-HRMS;	LC-HRMS;
LC0025	H003A		LC-MS/MS direct;	LC-MS/MS direct;	

LabCode	Sample	Alachlor-t-acid (Alachlor-OA)	Alachlor-t-sulfonic acid (Alachlor-ESA)	AMPA	Atrazine
LC0001	H003A			LC-MS/MS;	LC-MS/MS;
LC0002	H003A				
LC0003	H003A	LC-MS/MS; DIN 38407-35	LC-MS/MS; DIN 38407-35	LC-MS/MS; ISO 16308	LC-MS/MS direct; DIN 38407-36; F36
LC0004	H003A	LC-MS/MS;	LC-MS/MS;	LC-MS/MS;	LC-MS/MS;
LC0005	H003A				LC-HRMS; ESI-pos
LC0006	H003A	LC-MS/MS;	LC-MS/MS;		LC-MS/MS;
LC0007	H003A				LC-MS/MS direct;
LC0008	H003A				LC-MS/MS direct; DIN 38407-36
LC0009	H003A			LC-MS/MS; ISO 16308	
LC0010	H003A	GC-Orbitrap Screening; (DCM-extraction)	GC-Orbitrap Screening; (DCM-extraction)	GC-Orbitrap Screening; (DCM- extraction)	GC-Orbitrap Screening; (DCM- extraction)
LC0011	H003A		LC-MS/MS; DIN 38407-36; F36	LC-MS/MS; ISO 16308; F45	LC-MS/MS; DIN 38407-36; F36
LC0012	H003A				GC; EN ISO 10695
LC0013	H003A				LC-MS/MS;
LC0014	H003A	LC-MS/MS; DIN 38407-35	LC-MS/MS; DIN 38407-35		LC-MS/MS direct; DIN 38407-36
LC0015	H003A			LC-MS/MS; ISO 16308	LC-MS/MS direct; DIN 38407-36
LC0016	H003A	LC-MS/MS; DIN 38407-35	LC-MS/MS; DIN 38407-35		LC-MS/MS direct; DIN 38407-36
LC0017	H003A		LC-MS/MS direct; DIN 38407- 36; F36		LC-MS/MS direct; DIN 38407-36; F36
LC0018	H003A	LC-MS/MS;	LC-MS/MS;		LC-MS/MS;
LC0019	H003A				LC-MS/MS direct; DIN 38407-36 modified
LC0020	H003A				
LC0021	H003A				LC-MS/MS direct; DIN 38407-36
LC0022	H003A	LC-MS/MS direct;	LC-MS/MS direct;	LC-MS/MS direct; FMOC-deriv.	LC-MS/MS direct;
LC0023	H003A			LC-MS/MS; ISO 16308	
LC0024	H003A			LC-MS/MS direct;	LC-HRMS;
LC0025	H003A				LC-MS/MS direct;

LabCode	Sample	Atrazine-desethyl	Atrazine-desethyl- desisopropyl	Atrazine- desisopropyl	Bentazone
LC0001	H003A	LC-MS/MS;		LC-MS/MS;	LC-MS/MS;
LC0002	H003A				GC-MS/MS;

LC0003	H003A	LC-MS/MS direct; DIN 38407-36; F36	LC-MS/MS direct; DIN 38407-36; F36	LC-MS/MS direct; DIN 38407-36; F36	LC-MS/MS; DIN 38407-35
LC0004	H003A	LC-MS/MS;		LC-MS/MS;	LC-MS/MS;
LC0005	H003A				LC-HRMS; ESI-neg
LC0006	H003A	LC-MS/MS;		LC-MS/MS;	LC-MS/MS;
LC0007	H003A	LC-MS/MS direct;	LC-MS/MS direct;	LC-MS/MS direct;	LC-MS/MS direct;
LC0008	H003A	LC-MS/MS direct; DIN 38407-36		LC-MS/MS direct; DIN 38407-36	
LC0009	H003A				
LC0010	H003A	GC-Orbitrap Screening; (DCM-extraction)	GC-Orbitrap Screening; (DCM-extraction)	GC-Orbitrap Screening; (DCM-extraction)	GC-Orbitrap Screening; (DCM-extraction)
LC0011	H003A	LC-MS/MS; DIN 38407-36; F36		LC-MS/MS; DIN 38407-36; F36	LC-MS/MS; DIN 38407-36; F36
LC0012	H003A				
LC0013	H003A	LC-MS/MS;		LC-MS/MS;	LC-MS/MS;
LC0014	H003A	LC-MS/MS direct; DIN 38407-36	LC-MS/MS direct; DIN 38407-36	LC-MS/MS direct; DIN 38407-36	LC-MS/MS; DIN 38407-35
LC0015	H003A	LC-MS/MS direct; DIN 38407-36		LC-MS/MS direct; DIN 38407-36	LC-MS/MS; DIN 38407-35
LC0016	H003A	LC-MS/MS direct; DIN 38407-36	LC-MS/MS direct; DIN 38407-36	LC-MS/MS direct; DIN 38407-36	LC-MS/MS; DIN 38407-35
LC0017	H003A	LC-MS/MS direct; DIN 38407-36; F36		LC-MS/MS direct; DIN 38407-36; F36	LC-MS/MS; DIN 38407-35; F35
LC0018	H003A	LC-MS/MS;	LC-MS/MS;	LC-MS/MS;	LC-MS/MS;
LC0019	H003A	LC-MS/MS direct; DIN 38407-36 modified		LC-MS/MS direct; DIN 38407-36 modified	LC-MS/MS direct; DIN 38407-36 modified
LC0020	H003A	LC-MS/MS;			
LC0021	H003A	LC-MS/MS direct; DIN 38407-36	LC-MS/MS direct; DIN 38407-36		
LC0022	H003A	LC-MS/MS direct;		LC-MS/MS direct;	LC-MS/MS direct;
LC0023	H003A				LC-MS/MS; DIN 38407-35
LC0024	H003A	LC-HRMS;	LC-HRMS;	LC-HRMS;	LC-HRMS;
LC0025	H003A	LC-MS/MS direct;		LC-MS/MS direct;	LC-MS/MS direct;

LabCode	Sample	Chloridazon-desphenyl	Chlorothalonil Metabolite R417888 (Chlorothalonil-ESA)	Chlorothalonil Metabolite R471811	Chlorothalonil Metabolite R611965 (3-carbamyl-2,4,5-trichlorobenzoic acid)
LC0001	H003A	LC-MS/MS;	LC-MS/MS;	LC-MS/MS;	
LC0002	H003A				
LC0003	H003A	LC-MS/MS direct; DIN 38407-36; F36	LC-MS/MS; DIN 38407-35	LC-MS/MS direct; EN ISO 21676	LC-MS/MS; DIN 38407-35
LC0004	H003A	LC-QTOF-MS/MS;	LC-MS/MS;	LC-MS/MS;	

LC0005	H003A	LC-HRMS; ESI-pos	LC-HRMS; ESI-neg		
LC0006	H003A	LC-MS/MS;	LC-MS/MS;	LC-MS/MS;	
LC0007	H003A	LC-MS/MS direct;	LC-MS/MS direct;	LC-MS/MS direct;	
LC0008	H003A				
LC0009	H003A				
LC0010	H003A	GC-Orbitrap Screening; (DCM-extraction)	GC-Orbitrap Screening; (DCM-extraction)	GC-Orbitrap Screening; (DCM- extraction)	GC-Orbitrap Screening; (DCM- extraction)
LC0011	H003A		LC-MS/MS; DIN 38407-36; F36	LC-MS/MS; DIN 38407-36; F36	
LC0012	H003A				
LC0013	H003A	LC-MS/MS;	LC-MS/MS;		
LC0014	H003A		LC-MS/MS; DIN 38407-35	LC-MS/MS; DIN 38407-35	
LC0015	H003A				
LC0016	H003A				
LC0017	H003A	LC-MS/MS direct; DIN 38407-36; F36	LC-MS/MS direct; DIN 38407- 36; F36	LC-MS/MS direct; DIN 38407-36; F36	LC-MS/MS direct; DIN 38407-36; F36
LC0018	H003A	LC-MS/MS;			
LC0019	H003A	LC-MS/MS direct; DIN 38407-36 modified	LC-MS/MS direct; DIN 38407- 36 modified	LC-MS/MS direct; DIN 38407-36 modified	LC-MS/MS direct; DIN 38407-36 modified
LC0020	H003A				
LC0021	H003A				
LC0022	H003A	LC-MS/MS direct;	LC-MS/MS direct;	LC-MS/MS direct;	LC-MS/MS direct;
LC0023	H003A				
LC0024	H003A	LC-HRMS;	LC-HRMS;		
LC0025	H003A	LC-MS/MS direct;	LC-MS/MS direct;	LC-MS/MS direct;	

LabCode	Sample	Chlorothalonil Metabolite R611968	Chlorothalonil Metabolite SYN507900	Chlorothalonil Metabolite SYN548580	Chlorothalonil Metabolite SYN548581
LC0001	H003A				
LC0002	H003A				
LC0003	H003A	LC-MS/MS; DIN 38407-35			
LC0004	H003A				
LC0005	H003A				
LC0006	H003A	LC-MS/MS;	LC-MS/MS;	LC-MS/MS;	LC-MS/MS;
LC0007	H003A				
LC0008	H003A				
LC0009	H003A				
LC0010	H003A	GC-Orbitrap Screening; (DCM-extraction)	GC-Orbitrap Screening; (DCM-extraction)	GC-Orbitrap Screening; (DCM- extraction)	GC-Orbitrap Screening; (DCM- extraction)
LC0011	H003A				

LC0012	H003A				
LC0013	H003A				
LC0014	H003A				
LC0015	H003A				
LC0016	H003A				
LC0017	H003A				
LC0018	H003A				
LC0019	H003A	LC-MS/MS direct; DIN 38407-36 modified	LC-MS/MS direct; DIN 38407-36 modified		LC-MS/MS direct; DIN 38407-36 modified
LC0020	H003A				
LC0021	H003A				
LC0022	H003A	LC-MS/MS direct;	LC-MS/MS direct;	LC-MS/MS direct;	LC-MS/MS direct;
LC0023	H003A				
LC0024	H003A				
LC0025	H003A	LC-MS/MS direct;	LC-MS/MS direct;		

LabCode	Sample	Chlorothalonil-4-hydroxy	Clopyralid	Cyanazine	Dicamba
LC0001	H003A				
LC0002	H003A		GC-MS/MS;		GC-MS/MS;
LC0003	H003A	LC-MS/MS; DIN 38407-35	LC-MS/MS; DIN 38407-35	LC-MS/MS direct; DIN 38407-36; F36	LC-MS/MS; DIN 38407-35
LC0004	H003A		LC-MS/MS;	LC-MS/MS;	
LC0005	H003A				
LC0006	H003A		LC-MS/MS;	LC-MS/MS;	
LC0007	H003A	LC-MS/MS direct;	LC-MS/MS direct;	LC-MS/MS direct;	
LC0008	H003A			LC-MS/MS direct; DIN 38407-36	
LC0009	H003A				
LC0010	H003A	GC-Orbitrap Screening; (DCM-extraction)	GC-Orbitrap Screening; (DCM-extraction)	GC-Orbitrap Screening; (DCM-extraction)	GC-Orbitrap Screening; (DCM-extraction)
LC0011	H003A				
LC0012	H003A				
LC0013	H003A				
LC0014	H003A			LC-MS/MS direct; DIN 38407-36	LC-MS/MS; DIN 38407-35
LC0015	H003A			LC-MS/MS direct; DIN 38407-36	
LC0016	H003A		LC-MS/MS direct; DIN 38407-36	LC-MS/MS direct; DIN 38407-36	LC-MS/MS; DIN 38407-35
LC0017	H003A			LC-MS/MS direct; DIN 38407-36; F36	LC-MS/MS; DIN 38407-35; F35
LC0018	H003A		LC-MS/MS;		

LC0019	H003A	LC-MS/MS direct; DIN 38407-36 modified		LC-MS/MS direct; DIN 38407-36 modified	
LC0020	H003A				
LC0021	H003A			LC-MS/MS direct; DIN 38407-36	
LC0022	H003A			LC-MS/MS direct;	
LC0023	H003A				
LC0024	H003A				
LC0025	H003A				

LabCode	Sample	Dichlorprop	Dimethachlor ethane sulfonic acid (CGA 354742, Dimethachlor-ESA)	Dimethachlor Metabolite - CGA 369873	Dimethachlor Metabolite - CGA 373464 (acetic acid methyl ester)
LC0001	H003A		LC-MS/MS;	LC-MS/MS;	
LC0002	H003A	GC-MS/MS;			
LC0003	H003A	LC-MS/MS; DIN 38407-35	LC-MS/MS; DIN 38407-35	LC-MS/MS; DIN 38407-35	LC-MS/MS; DIN 38407-35
LC0004	H003A	LC-MS/MS;			
LC0005	H003A				
LC0006	H003A	LC-MS/MS;	LC-MS/MS;	LC-MS/MS;	
LC0007	H003A	LC-MS/MS direct;	LC-MS/MS direct;		
LC0008	H003A				
LC0009	H003A				
LC0010	H003A	GC-Orbitrap Screening; (DCM-extraction)	GC-Orbitrap Screening; (DCM-extraction)	GC-Orbitrap Screening; (DCM-extraction)	GC-Orbitrap Screening; (DCM-extraction)
LC0011	H003A	LC-MS/MS; DIN 38407-36; F36	LC-MS/MS; DIN 38407-36; F36	LC-MS/MS; DIN 38407-36; F36	
LC0012	H003A				
LC0013	H003A				
LC0014	H003A	LC-MS/MS; DIN 38407-35	LC-MS/MS; DIN 38407-35	LC-MS/MS; DIN 38407-35	
LC0015	H003A	LC-MS/MS; DIN 38407-35			
LC0016	H003A	LC-MS/MS; DIN 38407-35	LC-MS/MS direct; DIN 38407-36	LC-MS/MS direct; DIN 38407-36	
LC0017	H003A	LC-MS/MS; DIN 38407-35; F35	LC-MS/MS direct; DIN 38407-36; F36	LC-MS/MS direct; DIN 38407-36; F36	
LC0018	H003A		LC-MS/MS;	LC-MS/MS;	
LC0019	H003A	LC-MS/MS direct; DIN 38407-36 modified	LC-MS/MS direct; DIN 38407-36 modified	LC-MS/MS direct; DIN 38407-36 modified	
LC0020	H003A				
LC0021	H003A				
LC0022	H003A	LC-MS/MS direct;	LC-MS/MS direct;		

LC0023	H003A	LC-MS/MS; DIN 38407-35	LC-MS/MS; housemethod	LC-MS/MS; housemethod	
LC0024	H003A	LC-HRMS;	LC-HRMS;		
LC0025	H003A	LC-MS/MS direct;	LC-MS/MS direct;	LC-MS/MS direct;	

LabCode	Sample	Dimethachlor Metabolite - CGA 373464 (free acid)	Dimethachlor oxalamic acid (CGA 50266, Dimethachlor-OA)	Glufosinate	Glufosinate metabolite MPPA
LC0001	H003A				
LC0002	H003A				
LC0003	H003A		LC-MS/MS; DIN 38407-35	LC-MS/MS; ISO 16308	
LC0004	H003A				
LC0005	H003A				
LC0006	H003A		LC-MS/MS;		
LC0007	H003A		LC-MS/MS direct;		
LC0008	H003A				
LC0009	H003A				
LC0010	H003A	GC-Orbitrap Screening; (DCM-extraction)	GC-Orbitrap Screening; (DCM-extraction)	GC-Orbitrap Screening; (DCM- extraction)	GC-Orbitrap Screening; (DCM- extraction)
LC0011	H003A		LC-MS/MS; DIN 38407-36; F36		
LC0012	H003A				
LC0013	H003A				
LC0014	H003A	LC-MS/MS; DIN 38407-35	LC-MS/MS; DIN 38407-35		
LC0015	H003A				
LC0016	H003A	LC-MS/MS direct; DIN 38407-36	LC-MS/MS direct; DIN 38407- 36	LC-MS/MS; ISO 16308	
LC0017	H003A	LC-MS/MS direct; DIN 38407-36; F36	LC-MS/MS direct; DIN 38407- 36; F36		
LC0018	H003A		LC-MS/MS;		
LC0019	H003A		LC-MS/MS direct; DIN 38407- 36 modified		
LC0020	H003A				
LC0021	H003A				
LC0022	H003A		LC-MS/MS direct;	LC-MS/MS direct; FMOC-deriv.	
LC0023	H003A	LC-MS/MS; housemethod	LC-MS/MS; housemethod		
LC0024	H003A		LC-HRMS;		
LC0025	H003A		LC-MS/MS direct;		

LabCode	Sample	Glyphosate	Metazachlor	Metolachlor	Metribuzin
---------	--------	------------	-------------	-------------	------------

LC0001	H003A	LC-MS/MS;	LC-MS/MS;	LC-MS/MS;	LC-MS/MS;
LC0002	H003A				
LC0003	H003A	LC-MS/MS; ISO 16308	LC-MS/MS direct; DIN 38407-36; F36	LC-MS/MS direct; DIN 38407-36; F36	LC-MS/MS direct; DIN 38407-36; F36
LC0004	H003A	LC-MS/MS;	LC-MS/MS;	LC-MS/MS;	LC-MS/MS;
LC0005	H003A		LC-HRMS; ESI-pos	LC-HRMS; ESI-pos	LC-HRMS; ESI-pos
LC0006	H003A		LC-MS/MS;	LC-MS/MS;	LC-MS/MS;
LC0007	H003A			LC-MS/MS direct;	LC-MS/MS direct;
LC0008	H003A		LC-MS/MS direct; DIN 38407-36	LC-MS/MS direct; DIN 38407-36	
LC0009	H003A	LC-MS/MS; ISO 16308			
LC0010	H003A	GC-Orbitrap Screening; (DCM-extraction)	GC-Orbitrap Screening; (DCM-extraction)	GC-Orbitrap Screening; (DCM-extraction)	GC-Orbitrap Screening; (DCM-extraction)
LC0011	H003A	LC-MS/MS; ISO 16308; F45	LC-MS/MS; DIN 38407-36; F36	LC-MS/MS; DIN 38407-36; F36	LC-MS/MS; DIN 38407-36; F36
LC0012	H003A			GC; EN ISO 10695	
LC0013	H003A		LC-MS/MS;	LC-MS/MS;	LC-MS/MS;
LC0014	H003A		LC-MS/MS direct; DIN 38407-36	LC-MS/MS direct; DIN 38407-36	LC-MS/MS direct; DIN 38407-36
LC0015	H003A	LC-MS/MS; ISO 16308	LC-MS/MS direct; DIN 38407-36	LC-MS/MS direct; DIN 38407-36	
LC0016	H003A	LC-MS/MS; ISO 16308	LC-MS/MS direct; DIN 38407-36	LC-MS/MS direct; DIN 38407-36	LC-MS/MS direct; DIN 38407-36
LC0017	H003A	LC-MS/MS; ISO 16308	LC-MS/MS direct; DIN 38407-36; F36	LC-MS/MS direct; DIN 38407-36; F36	LC-MS/MS direct; DIN 38407-36; F36
LC0018	H003A		LC-MS/MS;	LC-MS/MS;	
LC0019	H003A		LC-MS/MS direct; DIN 38407-36 modified	LC-MS/MS direct; DIN 38407-36 modified	LC-MS/MS direct; DIN 38407-36 modified
LC0020	H003A				
LC0021	H003A			LC-MS/MS direct; DIN 38407-36	
LC0022	H003A	LC-MS/MS direct; FMOC-deriv.	LC-MS/MS direct;	LC-MS/MS direct;	LC-MS/MS direct;
LC0023	H003A	LC-MS/MS; ISO 16308			
LC0024	H003A	LC-MS/MS direct;		LC-HRMS;	LC-HRMS;
LC0025	H003A		LC-MS/MS direct;	LC-MS/MS direct;	LC-MS/MS direct;

LabCode	Sample	Nicosulfuron	Prometryn	Propazine	Sebuthylazine
LC0001	H003A	LC-MS/MS;			
LC0002	H003A				
LC0003	H003A	LC-MS/MS direct; DIN 38407-36; F36	LC-MS/MS direct; DIN 38407-36; F36	LC-MS/MS direct; DIN 38407-36; F36	LC-MS/MS direct; DIN 38407-36; F36
LC0004	H003A	LC-MS/MS;	LC-MS/MS;	LC-MS/MS;	LC-MS/MS;

LC0005	H003A	LC-HRMS; ESI-pos			
LC0006	H003A	LC-MS/MS;	LC-MS/MS;	LC-MS/MS;	LC-MS/MS;
LC0007	H003A	LC-MS/MS direct;		LC-MS/MS direct;	
LC0008	H003A		LC-MS/MS direct; DIN 38407-36	LC-MS/MS direct; DIN 38407-36	LC-MS/MS direct; DIN 38407-36
LC0009	H003A				
LC0010	H003A	GC-Orbitrap Screening; (DCM-extraction)	GC-Orbitrap Screening; (DCM-extraction)	GC-Orbitrap Screening; (DCM-extraction)	GC-Orbitrap Screening; (DCM-extraction)
LC0011	H003A	LC-MS/MS; DIN 38407-36; F36		LC-MS/MS; DIN 38407-36; F36	
LC0012	H003A				
LC0013	H003A	LC-MS/MS;			
LC0014	H003A		LC-MS/MS direct; DIN 38407-36	LC-MS/MS direct; DIN 38407-36	LC-MS/MS direct; DIN 38407-36
LC0015	H003A		LC-MS/MS direct; DIN 38407-36	LC-MS/MS direct; DIN 38407-36	LC-MS/MS direct; DIN 38407-36
LC0016	H003A		LC-MS/MS direct; DIN 38407-36	LC-MS/MS direct; DIN 38407-36	LC-MS/MS direct; DIN 38407-36
LC0017	H003A	LC-MS/MS direct; DIN 38407-36; F36	LC-MS/MS direct; DIN 38407-36; F36	LC-MS/MS direct; DIN 38407-36; F36	LC-MS/MS direct; DIN 38407-36; F36
LC0018	H003A		LC-MS/MS;	LC-MS/MS;	
LC0019	H003A	LC-MS/MS direct; DIN 38407-36 modified	LC-MS/MS direct; DIN 38407-36 modified	LC-MS/MS direct; DIN 38407-36 modified	
LC0020	H003A				
LC0021	H003A		LC-MS/MS direct; DIN 38407-36	LC-MS/MS direct; DIN 38407-36	LC-MS/MS direct; DIN 38407-36
LC0022	H003A	LC-MS/MS direct;	LC-MS/MS direct;	LC-MS/MS direct;	
LC0023	H003A	LC-MS/MS; DIN 38407-35			
LC0024	H003A		LC-HRMS;	LC-HRMS;	
LC0025	H003A	LC-MS/MS direct;		LC-MS/MS direct;	

LabCode	Sample	Simazine	s-Metolachlor Metabolite CGA 368208	s-Metolachlor Metabolite NOA 413173	Terbutylazine
LC0001	H003A	LC-MS/MS;		LC-MS/MS;	LC-MS/MS;
LC0002	H003A				
LC0003	H003A	LC-MS/MS direct; DIN 38407-36; F36	LC-MS/MS; DIN 38407-35	LC-MS/MS direct; DIN 38407-36; F36	LC-MS/MS direct; DIN 38407-36; F36
LC0004	H003A	LC-MS/MS;			LC-MS/MS;
LC0005	H003A				LC-HRMS; ESI-pos
LC0006	H003A	LC-MS/MS;	LC-MS/MS;	LC-MS/MS;	LC-MS/MS;
LC0007	H003A	LC-MS/MS direct;			LC-MS/MS direct;
LC0008	H003A	LC-MS/MS direct; DIN 38407-36			LC-MS/MS direct; DIN 38407-36

LC0009	H003A				
LC0010	H003A	GC-Orbitrap Screening; (DCM-extraction)	GC-Orbitrap Screening; (DCM-extraction)	GC-Orbitrap Screening; (DCM- extraction)	GC-Orbitrap Screening; (DCM- extraction)
LC0011	H003A	LC-MS/MS; DIN 38407- 36; F36		LC-MS/MS; DIN 38407-36; F36	LC-MS/MS; DIN 38407-36; F36
LC0012	H003A				GC; EN ISO 10695
LC0013	H003A	LC-MS/MS;			LC-MS/MS;
LC0014	H003A	LC-MS/MS direct; DIN 38407-36	LC-MS/MS; DIN 38407-35	LC-MS/MS; DIN 38407-35	LC-MS/MS direct; DIN 38407-36
LC0015	H003A	LC-MS/MS direct; DIN 38407-36			LC-MS/MS direct; DIN 38407-36
LC0016	H003A	LC-MS/MS direct; DIN 38407-36	LC-MS/MS; DIN 38407-35	LC-MS/MS direct; DIN 38407-36	LC-MS/MS direct; DIN 38407-36
LC0017	H003A	LC-MS/MS direct; DIN 38407-36; F36	LC-MS/MS direct; DIN 38407- 36; F36	LC-MS/MS direct; DIN 38407-36; F36	LC-MS/MS direct; DIN 38407-36; F36
LC0018	H003A	LC-MS/MS;	LC-MS/MS;	LC-MS/MS;	LC-MS/MS;
LC0019	H003A	LC-MS/MS direct; DIN 38407-36 modified			LC-MS/MS direct; DIN 38407-36 modified
LC0020	H003A				
LC0021	H003A	LC-MS/MS direct; DIN 38407-36			LC-MS/MS direct; DIN 38407-36
LC0022	H003A	LC-MS/MS direct;		LC-MS/MS direct;	LC-MS/MS direct;
LC0023	H003A		LC-MS/MS; housemethod	LC-MS/MS; housemethod	
LC0024	H003A	LC-HRMS;	LC-HRMS;	LC-HRMS;	LC-HRMS;
LC0025	H003A	LC-MS/MS direct;	LC-MS/MS direct;	LC-MS/MS direct;	LC-MS/MS direct;

LabCode	Sample	Terbutylazine Metabolite CGA 324007 (LM5)	Terbutylazine Metabolite SYN 545666 (LM6)	Terbutylazine Metabolite SYN 546009 (LM3)	Terbutylazine- desethyl
LC0001	H003A		LC-MS/MS;		
LC0002	H003A				
LC0003	H003A	LC-MS/MS; DIN 38407-35	LC-MS/MS; DIN 38407-35		LC-MS/MS direct; DIN 38407-36; F36
LC0004	H003A				LC-MS/MS;
LC0005	H003A				
LC0006	H003A	LC-MS/MS;	LC-MS/MS;		LC-MS/MS;
LC0007	H003A				LC-MS/MS direct;
LC0008	H003A				LC-MS/MS direct; DIN 38407-36
LC0009	H003A				
LC0010	H003A	GC-Orbitrap Screening; (DCM-extraction)	GC-Orbitrap Screening; (DCM-extraction)	GC-Orbitrap Screening; (DCM- extraction)	GC-Orbitrap Screening; (DCM- extraction)
LC0011	H003A				LC-MS/MS; DIN 38407-36; F36

LC0012	H003A				GC; EN ISO 10695
LC0013	H003A				LC-MS/MS;
LC0014	H003A	LC-MS/MS direct; DIN 38407-36	LC-MS/MS direct; DIN 38407-36		LC-MS/MS direct; DIN 38407-36
LC0015	H003A				LC-MS/MS direct; DIN 38407-36
LC0016	H003A				LC-MS/MS direct; DIN 38407-36
LC0017	H003A				LC-MS/MS direct; DIN 38407-36; F36
LC0018	H003A				LC-MS/MS;
LC0019	H003A		LC-MS/MS direct; DIN 38407-36 modified		LC-MS/MS direct; DIN 38407-36 modified
LC0020	H003A				LC-MS/MS;
LC0021	H003A				LC-MS/MS direct; DIN 38407-36
LC0022	H003A		LC-MS/MS direct;		LC-MS/MS direct;
LC0023	H003A				
LC0024	H003A	LC-HRMS;	LC-HRMS;		LC-HRMS;
LC0025	H003A	LC-MS/MS direct;	LC-MS/MS direct;		LC-MS/MS direct;

LabCode	Sample	Terbutryn	Tritosulfuron
LC0001	H003A	LC-MS/MS;	
LC0002	H003A		
LC0003	H003A	LC-MS/MS direct; DIN 38407-36; F36	LC-MS/MS direct; DIN 38407-36; F36
LC0004	H003A	LC-MS/MS;	LC-MS/MS;
LC0005	H003A	LC-HRMS; ESI-pos	
LC0006	H003A	LC-MS/MS;	LC-MS/MS;
LC0007	H003A	LC-MS/MS direct;	
LC0008	H003A	LC-MS/MS direct; DIN 38407-36	
LC0009	H003A		
LC0010	H003A	GC-Orbitrap Screening; (DCM-extraction)	GC-Orbitrap Screening; (DCM-extraction)
LC0011	H003A		
LC0012	H003A		
LC0013	H003A	LC-MS/MS;	
LC0014	H003A	LC-MS/MS direct; DIN 38407-36	
LC0015	H003A	LC-MS/MS direct; DIN 38407-36	
LC0016	H003A	LC-MS/MS direct; DIN 38407-36	LC-MS/MS direct; DIN 38407-36

<b>LC0017</b>	<b>H003A</b>	LC-MS/MS direct; DIN 38407-36; F36	LC-MS/MS direct; DIN 38407-36; F36
<b>LC0018</b>	<b>H003A</b>	LC-MS/MS;	
<b>LC0019</b>	<b>H003A</b>	LC-MS/MS direct; DIN 38407-36 modified	
<b>LC0020</b>	<b>H003A</b>		
<b>LC0021</b>	<b>H003A</b>	LC-MS/MS direct; DIN 38407-36	
<b>LC0022</b>	<b>H003A</b>	LC-MS/MS direct;	
<b>LC0023</b>	<b>H003A</b>		
<b>LC0024</b>	<b>H003A</b>	LC-HRMS;	LC-HRMS;
<b>LC0025</b>	<b>H003A</b>	LC-MS/MS direct;	

LabCode	Sample	2,4,5- Trichlorophenoxyacetic acid	2,4-D (2,4- Dichlorphenoxyaceticacid)	2,6- Dichlorobenzamide	Alachlor
LC0001	H003B		LC-MS/MS;	LC-MS/MS;	
LC0002	H003B	GC-MS/MS;	GC-MS/MS;		
LC0003	H003B	LC-MS/MS; DIN 38407-35	LC-MS/MS; DIN 38407-35	LC-MS/MS direct; DIN 38407-36; F36	LC-MS/MS direct; DIN 38407-36; F36
LC0004	H003B	LC-MS/MS;	LC-MS/MS;	LC-MS/MS;	LC-MS/MS;
LC0005	H003B		LC-HRMS; ESI-neg		
LC0006	H003B	LC-MS/MS;	LC-MS/MS;	LC-MS/MS;	LC-MS/MS;
LC0007	H003B		LC-MS/MS direct;	LC-MS/MS direct;	
LC0008	H003B			LC-MS/MS direct; DIN 38407-36	LC-MS/MS direct; DIN 38407-36
LC0009	H003B				
LC0010	H003B	GC-Orbitrap Screening; (DCM-extraction)	GC-Orbitrap Screening; (DCM-extraction)	GC-Orbitrap Screening; (DCM- extraction)	GC-Orbitrap Screening; (DCM- extraction)
LC0011	H003B			LC-MS/MS; DIN 38407-36; F36	
LC0012	H003B				
LC0013	H003B		LC-MS/MS;	LC-MS/MS;	
LC0014	H003B	LC-MS/MS; DIN 38407-35	LC-MS/MS; DIN 38407-35	LC-MS/MS direct; DIN 38407-36	LC-MS/MS direct; DIN 38407-36
LC0015	H003B	LC-MS/MS; DIN 38407-35	LC-MS/MS; DIN 38407-35	LC-MS/MS direct; DIN 38407-36	
LC0016	H003B		LC-MS/MS; DIN 38407-35	LC-MS/MS direct; DIN 38407-36	LC-MS/MS direct; DIN 38407-36
LC0017	H003B	LC-MS/MS; DIN 38407- 35; F35	LC-MS/MS; DIN 38407-35; F35	LC-MS/MS direct; DIN 38407-36; F36	LC-MS/MS direct; DIN 38407-36; F36
LC0018	H003B			LC-MS/MS;	LC-MS/MS;
LC0019	H003B		LC-MS/MS direct; DIN 38407- 36 modified	LC-MS/MS direct; DIN 38407-36 modified	
LC0020	H003B				
LC0021	H003B			LC-MS/MS direct; DIN 38407-36	LC-MS/MS direct; DIN 38407-36

<b>LC0022</b>	<b>H003B</b>		LC-MS/MS direct;	LC-MS/MS direct;	LC-MS/MS direct;
<b>LC0023</b>	<b>H003B</b>	LC-MS/MS; DIN 38407-35	LC-MS/MS; DIN 38407-35	LC-MS/MS; housemethod	
<b>LC0024</b>	<b>H003B</b>		LC-HRMS;	LC-HRMS;	LC-HRMS;
<b>LC0025</b>	<b>H003B</b>		LC-MS/MS direct;	LC-MS/MS direct;	

<b>LabCode</b>	<b>Sample</b>	<b>Alachlor-t-acid (Alachlor-OA)</b>	<b>Alachlor-t-sulfonic acid (Alachlor-ESA)</b>	<b>AMPA</b>	<b>Atrazine</b>
<b>LC0001</b>	<b>H003B</b>			LC-MS/MS;	LC-MS/MS;
<b>LC0002</b>	<b>H003B</b>				
<b>LC0003</b>	<b>H003B</b>	LC-MS/MS; DIN 38407-35	LC-MS/MS; DIN 38407-35	LC-MS/MS; ISO 16308	LC-MS/MS direct; DIN 38407-36; F36
<b>LC0004</b>	<b>H003B</b>	LC-MS/MS;	LC-MS/MS;	LC-MS/MS;	LC-MS/MS;
<b>LC0005</b>	<b>H003B</b>				LC-HRMS; ESI-pos
<b>LC0006</b>	<b>H003B</b>	LC-MS/MS;	LC-MS/MS;		LC-MS/MS;
<b>LC0007</b>	<b>H003B</b>				LC-MS/MS direct;
<b>LC0008</b>	<b>H003B</b>				LC-MS/MS direct; DIN 38407-36
<b>LC0009</b>	<b>H003B</b>			LC-MS/MS; ISO 16308	
<b>LC0010</b>	<b>H003B</b>	GC-Orbitrap Screening; (DCM-extraction)	GC-Orbitrap Screening; (DCM-extraction)	GC-Orbitrap Screening; (DCM- extraction)	GC-Orbitrap Screening; (DCM- extraction)
<b>LC0011</b>	<b>H003B</b>		LC-MS/MS; DIN 38407-36; F36	LC-MS/MS; ISO 16308; F45	LC-MS/MS; DIN 38407-36; F36
<b>LC0012</b>	<b>H003B</b>				GC; EN ISO 10695
<b>LC0013</b>	<b>H003B</b>				LC-MS/MS;
<b>LC0014</b>	<b>H003B</b>	LC-MS/MS; DIN 38407-35	LC-MS/MS; DIN 38407-35		LC-MS/MS direct; DIN 38407-36
<b>LC0015</b>	<b>H003B</b>			LC-MS/MS; ISO 16308	LC-MS/MS direct; DIN 38407-36
<b>LC0016</b>	<b>H003B</b>	LC-MS/MS; DIN 38407-35	LC-MS/MS; DIN 38407-35	LC-MS/MS; ISO 16308	LC-MS/MS direct; DIN 38407-36
<b>LC0017</b>	<b>H003B</b>		LC-MS/MS direct; DIN 38407- 36; F36		LC-MS/MS direct; DIN 38407-36; F36

LC0018	H003B	LC-MS/MS;	LC-MS/MS;		LC-MS/MS;
LC0019	H003B				LC-MS/MS direct; DIN 38407-36 modified
LC0020	H003B				
LC0021	H003B				LC-MS/MS direct; DIN 38407-36
LC0022	H003B	LC-MS/MS direct;	LC-MS/MS direct;	LC-MS/MS direct; Fmoc-deriv.	LC-MS/MS direct;
LC0023	H003B			LC-MS/MS; ISO 16308	
LC0024	H003B			LC-MS/MS direct;	LC-HRMS;
LC0025	H003B				LC-MS/MS direct;

LabCode	Sample	Atrazine-desethyl	Atrazine-desethyl- desisopropyl	Atrazine- desisopropyl	Bentazone
LC0001	H003B	LC-MS/MS;		LC-MS/MS;	LC-MS/MS;
LC0002	H003B				GC-MS/MS;
LC0003	H003B	LC-MS/MS direct; DIN 38407-36; F36	LC-MS/MS direct; DIN 38407- 36; F36	LC-MS/MS direct; DIN 38407-36; F36	LC-MS/MS; DIN 38407-35
LC0004	H003B	LC-MS/MS;		LC-MS/MS;	LC-MS/MS;
LC0005	H003B				LC-HRMS; ESI-neg
LC0006	H003B	LC-MS/MS;		LC-MS/MS;	LC-MS/MS;
LC0007	H003B	LC-MS/MS direct;	LC-MS/MS direct;	LC-MS/MS direct;	LC-MS/MS direct;
LC0008	H003B	LC-MS/MS direct; DIN 38407-36		LC-MS/MS direct; DIN 38407-36	
LC0009	H003B				
LC0010	H003B	GC-Orbitrap Screening; (DCM-extraction)	GC-Orbitrap Screening; (DCM-extraction)	GC-Orbitrap Screening; (DCM- extraction)	GC-Orbitrap Screening; (DCM- extraction)
LC0011	H003B	LC-MS/MS; DIN 38407- 36; F36		LC-MS/MS; DIN 38407-36; F36	LC-MS/MS; DIN 38407-36; F36
LC0012	H003B				
LC0013	H003B	LC-MS/MS;		LC-MS/MS;	LC-MS/MS;
LC0014	H003B	LC-MS/MS direct; DIN 38407-36	LC-MS/MS direct; DIN 38407- 36	LC-MS/MS direct; DIN 38407-36	LC-MS/MS; DIN 38407-35

<b>LC0015</b>	<b>H003B</b>	LC-MS/MS direct; DIN 38407-36		LC-MS/MS direct; DIN 38407-36	LC-MS/MS; DIN 38407-35
<b>LC0016</b>	<b>H003B</b>	LC-MS/MS direct; DIN 38407-36	LC-MS/MS direct; DIN 38407-36	LC-MS/MS direct; DIN 38407-36	LC-MS/MS; DIN 38407-35
<b>LC0017</b>	<b>H003B</b>	LC-MS/MS direct; DIN 38407-36; F36		LC-MS/MS direct; DIN 38407-36; F36	LC-MS/MS; DIN 38407-35; F35
<b>LC0018</b>	<b>H003B</b>	LC-MS/MS;	LC-MS/MS;	LC-MS/MS;	LC-MS/MS;
<b>LC0019</b>	<b>H003B</b>	LC-MS/MS direct; DIN 38407-36 modified		LC-MS/MS direct; DIN 38407-36 modified	LC-MS/MS direct; DIN 38407-36 modified
<b>LC0020</b>	<b>H003B</b>	LC-MS/MS;			
<b>LC0021</b>	<b>H003B</b>	LC-MS/MS direct; DIN 38407-36		LC-MS/MS direct; DIN 38407-36	
<b>LC0022</b>	<b>H003B</b>	LC-MS/MS direct;		LC-MS/MS direct;	LC-MS/MS direct;
<b>LC0023</b>	<b>H003B</b>				LC-MS/MS; DIN 38407-35
<b>LC0024</b>	<b>H003B</b>	LC-HRMS;	LC-HRMS;	LC-HRMS;	LC-HRMS;
<b>LC0025</b>	<b>H003B</b>	LC-MS/MS direct;		LC-MS/MS direct;	LC-MS/MS direct;

<b>LabCode</b>	<b>Sample</b>	<b>Chloridazon-desphenyl</b>	<b>Chlorothalonil Metabolite R417888 (Chlorothalonil-ESA)</b>	<b>Chlorothalonil Metabolite R471811</b>	<b>Chlorothalonil Metabolite R611965 (3-carbamyl-2,4,5-trichlorobenzoic acid)</b>
<b>LC0001</b>	<b>H003B</b>	LC-MS/MS;	LC-MS/MS;	LC-MS/MS;	
<b>LC0002</b>	<b>H003B</b>				
<b>LC0003</b>	<b>H003B</b>	LC-MS/MS direct; DIN 38407-36; F36	LC-MS/MS; DIN 38407-35	LC-MS/MS direct; EN ISO 21676	LC-MS/MS; DIN 38407-35
<b>LC0004</b>	<b>H003B</b>	LC-QTOF-MS/MS;	LC-MS/MS;	LC-MS/MS;	
<b>LC0005</b>	<b>H003B</b>	LC-HRMS; ESI-pos	LC-HRMS; ESI-neg		
<b>LC0006</b>	<b>H003B</b>	LC-MS/MS;	LC-MS/MS;	LC-MS/MS;	
<b>LC0007</b>	<b>H003B</b>	LC-MS/MS direct;	LC-MS/MS direct;	LC-MS/MS direct;	
<b>LC0008</b>	<b>H003B</b>				
<b>LC0009</b>	<b>H003B</b>				

LC0010	H003B	GC-Orbitrap Screening; (DCM-extraction)	GC-Orbitrap Screening; (DCM-extraction)	GC-Orbitrap Screening; (DCM- extraction)	GC-Orbitrap Screening; (DCM- extraction)
LC0011	H003B		LC-MS/MS; DIN 38407-36; F36	LC-MS/MS; DIN 38407-36; F36	
LC0012	H003B				
LC0013	H003B	LC-MS/MS;	LC-MS/MS;		
LC0014	H003B		LC-MS/MS; DIN 38407-35	LC-MS/MS; DIN 38407-35	
LC0015	H003B				
LC0016	H003B				
LC0017	H003B	LC-MS/MS direct; DIN 38407-36; F36	LC-MS/MS direct; DIN 38407- 36; F36	LC-MS/MS direct; DIN 38407-36; F36	LC-MS/MS direct; DIN 38407-36; F36
LC0018	H003B	LC-MS/MS;			
LC0019	H003B	LC-MS/MS direct; DIN 38407-36 modified	LC-MS/MS direct; DIN 38407- 36 modified	LC-MS/MS direct; DIN 38407-36 modified	LC-MS/MS direct; DIN 38407-36 modified
LC0020	H003B				
LC0021	H003B				
LC0022	H003B	LC-MS/MS direct;	LC-MS/MS direct;	LC-MS/MS direct;	LC-MS/MS direct;
LC0023	H003B				
LC0024	H003B	LC-HRMS;	LC-HRMS;		
LC0025	H003B	LC-MS/MS direct;	LC-MS/MS direct;	LC-MS/MS direct;	

LabCode	Sample	Chlorothalonil Metabolite R611968	Chlorothalonil Metabolite SYN507900	Chlorothalonil Metabolite SYN548580	Chlorothalonil Metabolite SYN548581
LC0001	H003B				
LC0002	H003B				
LC0003	H003B	LC-MS/MS; DIN 38407-35			
LC0004	H003B				
LC0005	H003B				
LC0006	H003B	LC-MS/MS;	LC-MS/MS;	LC-MS/MS;	LC-MS/MS;
LC0007	H003B				
LC0008	H003B				
LC0009	H003B				
LC0010	H003B	GC-Orbitrap Screening; (DCM-extraction)	GC-Orbitrap Screening; (DCM-extraction)	GC-Orbitrap Screening; (DCM- extraction)	GC-Orbitrap Screening; (DCM- extraction)
LC0011	H003B				

LC0012	H003B				
LC0013	H003B				
LC0014	H003B				
LC0015	H003B				
LC0016	H003B				
LC0017	H003B				
LC0018	H003B				
LC0019	H003B	LC-MS/MS direct; DIN 38407-36 modified	LC-MS/MS direct; DIN 38407-36 modified		LC-MS/MS direct; DIN 38407-36 modified
LC0020	H003B				
LC0021	H003B				
LC0022	H003B	LC-MS/MS direct;	LC-MS/MS direct;	LC-MS/MS direct;	LC-MS/MS direct;
LC0023	H003B				
LC0024	H003B				
LC0025	H003B	LC-MS/MS direct;	LC-MS/MS direct;		

LabCode	Sample	Chlorothalonil-4-hydroxy	Clopyralid	Cyanazine	Dicamba
LC0001	H003B				
LC0002	H003B		GC-MS/MS;		GC-MS/MS;
LC0003	H003B	LC-MS/MS; DIN 38407-35	LC-MS/MS; DIN 38407-35	LC-MS/MS direct; DIN 38407-36; F36	LC-MS/MS; DIN 38407-35
LC0004	H003B		LC-MS/MS;	LC-MS/MS;	
LC0005	H003B				
LC0006	H003B		LC-MS/MS;	LC-MS/MS;	
LC0007	H003B	LC-MS/MS direct;	LC-MS/MS direct;	LC-MS/MS direct;	
LC0008	H003B			LC-MS/MS direct; DIN 38407-36	
LC0009	H003B				
LC0010	H003B	GC-Orbitrap Screening; (DCM-extraction)	GC-Orbitrap Screening; (DCM-extraction)	GC-Orbitrap Screening; (DCM-extraction)	GC-Orbitrap Screening; (DCM-extraction)
LC0011	H003B				
LC0012	H003B				
LC0013	H003B				
LC0014	H003B			LC-MS/MS direct; DIN 38407-36	LC-MS/MS; DIN 38407-35

LC0015	H003B			LC-MS/MS direct; DIN 38407-36	
LC0016	H003B		LC-MS/MS direct; DIN 38407-36	LC-MS/MS direct; DIN 38407-36	LC-MS/MS; DIN 38407-35
LC0017	H003B			LC-MS/MS direct; DIN 38407-36; F36	LC-MS/MS; DIN 38407-35; F35
LC0018	H003B		LC-MS/MS;		
LC0019	H003B	LC-MS/MS direct; DIN 38407-36 modified		LC-MS/MS direct; DIN 38407-36 modified	
LC0020	H003B				
LC0021	H003B			LC-MS/MS direct; DIN 38407-36	
LC0022	H003B			LC-MS/MS direct;	
LC0023	H003B				
LC0024	H003B				
LC0025	H003B				

LabCode	Sample	Dichlorprop	Dimethachlor ethane sulfonic acid (CGA 354742, Dimethachlor-ESA)	Dimethachlor Metabolite - CGA 369873	Dimethachlor Metabolite - CGA 373464 (acetic acid methyl ester)
LC0001	H003B		LC-MS/MS;	LC-MS/MS;	
LC0002	H003B	GC-MS/MS;			
LC0003	H003B	LC-MS/MS; DIN 38407-35	LC-MS/MS; DIN 38407-35	LC-MS/MS; DIN 38407-35	LC-MS/MS; DIN 38407-35
LC0004	H003B	LC-MS/MS;			
LC0005	H003B				
LC0006	H003B	LC-MS/MS;	LC-MS/MS;	LC-MS/MS;	
LC0007	H003B	LC-MS/MS direct;	LC-MS/MS direct;		
LC0008	H003B				
LC0009	H003B				
LC0010	H003B	GC-Orbitrap Screening; (DCM-extraction)	GC-Orbitrap Screening; (DCM-extraction)	GC-Orbitrap Screening; (DCM-extraction)	GC-Orbitrap Screening; (DCM-extraction)
LC0011	H003B	LC-MS/MS; DIN 38407-36; F36	LC-MS/MS; DIN 38407-36; F36	LC-MS/MS; DIN 38407-36; F36	
LC0012	H003B				

LC0013	H003B				
LC0014	H003B	LC-MS/MS; DIN 38407-35	LC-MS/MS; DIN 38407-35	LC-MS/MS; DIN 38407-35	
LC0015	H003B	LC-MS/MS; DIN 38407-35			
LC0016	H003B	LC-MS/MS; DIN 38407-35	LC-MS/MS direct; DIN 38407-36	LC-MS/MS direct; DIN 38407-36	
LC0017	H003B	LC-MS/MS; DIN 38407-35; F35	LC-MS/MS direct; DIN 38407-36; F36	LC-MS/MS direct; DIN 38407-36; F36	
LC0018	H003B		LC-MS/MS;	LC-MS/MS;	
LC0019	H003B	LC-MS/MS direct; DIN 38407-36 modified	LC-MS/MS direct; DIN 38407-36 modified	LC-MS/MS direct; DIN 38407-36 modified	
LC0020	H003B				
LC0021	H003B				
LC0022	H003B	LC-MS/MS direct;	LC-MS/MS direct;		
LC0023	H003B	LC-MS/MS; DIN 38407-35	LC-MS/MS; housemethod	LC-MS/MS; housemethod	
LC0024	H003B	LC-HRMS;	LC-HRMS;		
LC0025	H003B	LC-MS/MS direct;	LC-MS/MS direct;	LC-MS/MS direct;	

LabCode	Sample	Dimethachlor Metabolite - CGA 373464 (free acid)	Dimethachlor oxalamic acid (CGA 50266, Dimethachlor-OA)	Glufosinate	Glufosinate metabolite MPPA
LC0001	H003B				
LC0002	H003B				
LC0003	H003B		LC-MS/MS; DIN 38407-35	LC-MS/MS; ISO 16308	
LC0004	H003B				
LC0005	H003B				
LC0006	H003B		LC-MS/MS;		
LC0007	H003B		LC-MS/MS direct;		
LC0008	H003B				
LC0009	H003B				
LC0010	H003B	GC-Orbitrap Screening; (DCM-extraction)	GC-Orbitrap Screening; (DCM-extraction)	GC-Orbitrap Screening; (DCM-extraction)	GC-Orbitrap Screening; (DCM-extraction)

LC0011	H003B		LC-MS/MS; DIN 38407-36; F36		
LC0012	H003B				
LC0013	H003B				
LC0014	H003B	LC-MS/MS; DIN 38407-35	LC-MS/MS; DIN 38407-35		
LC0015	H003B				
LC0016	H003B	LC-MS/MS direct; DIN 38407-36	LC-MS/MS direct; DIN 38407-36		
LC0017	H003B	LC-MS/MS direct; DIN 38407-36; F36	LC-MS/MS direct; DIN 38407-36; F36		
LC0018	H003B		LC-MS/MS;		
LC0019	H003B		LC-MS/MS direct; DIN 38407-36 modified		
LC0020	H003B				
LC0021	H003B				
LC0022	H003B		LC-MS/MS direct;	LC-MS/MS direct; FMOC-deriv.	
LC0023	H003B	LC-MS/MS; housemethod	LC-MS/MS; housemethod		
LC0024	H003B		LC-HRMS;		
LC0025	H003B		LC-MS/MS direct;		

LabCode	Sample	Glyphosate	Metazachlor	Metolachlor	Metribuzin
LC0001	H003B	LC-MS/MS;	LC-MS/MS;	LC-MS/MS;	LC-MS/MS;
LC0002	H003B				
LC0003	H003B	LC-MS/MS; ISO 16308	LC-MS/MS direct; DIN 38407-36; F36	LC-MS/MS direct; DIN 38407-36; F36	LC-MS/MS direct; DIN 38407-36; F36
LC0004	H003B	LC-MS/MS;	LC-MS/MS;	LC-MS/MS;	LC-MS/MS;
LC0005	H003B		LC-HRMS; ESI-pos	LC-HRMS; ESI-pos	LC-HRMS; ESI-pos
LC0006	H003B		LC-MS/MS;	LC-MS/MS;	LC-MS/MS;
LC0007	H003B			LC-MS/MS direct;	LC-MS/MS direct;
LC0008	H003B		LC-MS/MS direct; DIN 38407-36	LC-MS/MS direct; DIN 38407-36	
LC0009	H003B	LC-MS/MS; ISO 16308			

<b>LC0010</b>	<b>H003B</b>	GC-Orbitrap Screening; (DCM-extraction)	GC-Orbitrap Screening; (DCM-extraction)	GC-Orbitrap Screening; (DCM- extraction)	GC-Orbitrap Screening; (DCM- extraction)
<b>LC0011</b>	<b>H003B</b>	LC-MS/MS; ISO 16308; F45	LC-MS/MS; DIN 38407-36; F36	LC-MS/MS; DIN 38407-36; F36	LC-MS/MS; DIN 38407-36; F36
<b>LC0012</b>	<b>H003B</b>			GC; EN ISO 10695	
<b>LC0013</b>	<b>H003B</b>		LC-MS/MS;	LC-MS/MS;	LC-MS/MS;
<b>LC0014</b>	<b>H003B</b>		LC-MS/MS direct; DIN 38407- 36	LC-MS/MS direct; DIN 38407-36	LC-MS/MS direct; DIN 38407-36
<b>LC0015</b>	<b>H003B</b>	LC-MS/MS; ISO 16308	LC-MS/MS direct; DIN 38407- 36	LC-MS/MS direct; DIN 38407-36	
<b>LC0016</b>	<b>H003B</b>		LC-MS/MS direct; DIN 38407- 36	LC-MS/MS direct; DIN 38407-36	LC-MS/MS direct; DIN 38407-36
<b>LC0017</b>	<b>H003B</b>	LC-MS/MS; ISO 16308	LC-MS/MS direct; DIN 38407- 36; F36	LC-MS/MS direct; DIN 38407-36; F36	LC-MS/MS direct; DIN 38407-36; F36
<b>LC0018</b>	<b>H003B</b>		LC-MS/MS;	LC-MS/MS;	
<b>LC0019</b>	<b>H003B</b>		LC-MS/MS direct; DIN 38407- 36 modified	LC-MS/MS direct; DIN 38407-36 modified	LC-MS/MS direct; DIN 38407-36 modified
<b>LC0020</b>	<b>H003B</b>				
<b>LC0021</b>	<b>H003B</b>			LC-MS/MS direct; DIN 38407-36	
<b>LC0022</b>	<b>H003B</b>	LC-MS/MS direct; FMOC- deriv.	LC-MS/MS direct;	LC-MS/MS direct;	LC-MS/MS direct;
<b>LC0023</b>	<b>H003B</b>	LC-MS/MS; ISO 16308			
<b>LC0024</b>	<b>H003B</b>	LC-MS/MS direct;	LC-HRMS;	LC-HRMS;	LC-HRMS;
<b>LC0025</b>	<b>H003B</b>		LC-MS/MS direct;	LC-MS/MS direct;	LC-MS/MS direct;

<b>LabCode</b>	<b>Sample</b>	<b>Nicosulfuron</b>	<b>Prometryn</b>	<b>Propazine</b>	<b>Sebuthylazine</b>
<b>LC0001</b>	<b>H003B</b>	LC-MS/MS;			
<b>LC0002</b>	<b>H003B</b>				
<b>LC0003</b>	<b>H003B</b>	LC-MS/MS direct; DIN 38407-36; F36	LC-MS/MS direct; DIN 38407- 36; F36	LC-MS/MS direct; DIN 38407-36; F36	LC-MS/MS direct; DIN 38407-36; F36
<b>LC0004</b>	<b>H003B</b>	LC-MS/MS;	LC-MS/MS;	LC-MS/MS;	LC-MS/MS;

<b>LC0005</b>	<b>H003B</b>	LC-HRMS; ESI-pos			
<b>LC0006</b>	<b>H003B</b>	LC-MS/MS;	LC-MS/MS;	LC-MS/MS;	LC-MS/MS;
<b>LC0007</b>	<b>H003B</b>	LC-MS/MS direct;		LC-MS/MS direct;	
<b>LC0008</b>	<b>H003B</b>		LC-MS/MS direct; DIN 38407-36	LC-MS/MS direct; DIN 38407-36	LC-MS/MS direct; DIN 38407-36
<b>LC0009</b>	<b>H003B</b>				
<b>LC0010</b>	<b>H003B</b>	GC-Orbitrap Screening; (DCM-extraction)	GC-Orbitrap Screening; (DCM-extraction)	GC-Orbitrap Screening; (DCM-extraction)	GC-Orbitrap Screening; (DCM-extraction)
<b>LC0011</b>	<b>H003B</b>	LC-MS/MS; DIN 38407-36; F36		LC-MS/MS; DIN 38407-36; F36	
<b>LC0012</b>	<b>H003B</b>				
<b>LC0013</b>	<b>H003B</b>	LC-MS/MS;			
<b>LC0014</b>	<b>H003B</b>		LC-MS/MS direct; DIN 38407-36	LC-MS/MS direct; DIN 38407-36	LC-MS/MS direct; DIN 38407-36
<b>LC0015</b>	<b>H003B</b>		LC-MS/MS direct; DIN 38407-36	LC-MS/MS direct; DIN 38407-36	LC-MS/MS direct; DIN 38407-36
<b>LC0016</b>	<b>H003B</b>		LC-MS/MS direct; DIN 38407-36	LC-MS/MS direct; DIN 38407-36	LC-MS/MS direct; DIN 38407-36
<b>LC0017</b>	<b>H003B</b>	LC-MS/MS direct; DIN 38407-36; F36	LC-MS/MS direct; DIN 38407-36; F36	LC-MS/MS direct; DIN 38407-36; F36	LC-MS/MS direct; DIN 38407-36; F36
<b>LC0018</b>	<b>H003B</b>		LC-MS/MS;	LC-MS/MS;	
<b>LC0019</b>	<b>H003B</b>	LC-MS/MS direct; DIN 38407-36 modified	LC-MS/MS direct; DIN 38407-36 modified	LC-MS/MS direct; DIN 38407-36 modified	
<b>LC0020</b>	<b>H003B</b>				
<b>LC0021</b>	<b>H003B</b>		LC-MS/MS direct; DIN 38407-36	LC-MS/MS direct; DIN 38407-36	LC-MS/MS direct; DIN 38407-36
<b>LC0022</b>	<b>H003B</b>	LC-MS/MS direct;	LC-MS/MS direct;	LC-MS/MS direct;	
<b>LC0023</b>	<b>H003B</b>	LC-MS/MS; DIN 38407-35			
<b>LC0024</b>	<b>H003B</b>		LC-HRMS;	LC-HRMS;	
<b>LC0025</b>	<b>H003B</b>	LC-MS/MS direct;		LC-MS/MS direct;	

LabCode	Sample	Simazine	s-Metolachlor Metabolite CGA 368208	s-Metolachlor Metabolite NOA 413173	Terbutylazine
LC0001	H003B	LC-MS/MS;		LC-MS/MS;	LC-MS/MS;
LC0002	H003B				
LC0003	H003B	LC-MS/MS direct; DIN 38407-36; F36	LC-MS/MS; DIN 38407-35	LC-MS/MS direct; DIN 38407-36; F36	LC-MS/MS direct; DIN 38407-36; F36
LC0004	H003B	LC-MS/MS;			LC-MS/MS;
LC0005	H003B				LC-HRMS; ESI-pos
LC0006	H003B	LC-MS/MS;	LC-MS/MS;	LC-MS/MS;	LC-MS/MS;
LC0007	H003B	LC-MS/MS direct;			LC-MS/MS direct;
LC0008	H003B	LC-MS/MS direct; DIN 38407-36			LC-MS/MS direct; DIN 38407-36
LC0009	H003B				
LC0010	H003B	GC-Orbitrap Screening; (DCM-extraction)	GC-Orbitrap Screening; (DCM-extraction)	GC-Orbitrap Screening; (DCM- extraction)	GC-Orbitrap Screening; (DCM- extraction)
LC0011	H003B	LC-MS/MS; DIN 38407- 36; F36		LC-MS/MS; DIN 38407-36; F36	LC-MS/MS; DIN 38407-36; F36
LC0012	H003B				GC; EN ISO 10695
LC0013	H003B	LC-MS/MS;			LC-MS/MS;
LC0014	H003B	LC-MS/MS direct; DIN 38407-36	LC-MS/MS; DIN 38407-35	LC-MS/MS; DIN 38407-35	LC-MS/MS direct; DIN 38407-36
LC0015	H003B	LC-MS/MS direct; DIN 38407-36			LC-MS/MS direct; DIN 38407-36
LC0016	H003B	LC-MS/MS direct; DIN 38407-36	LC-MS/MS; DIN 38407-35	LC-MS/MS direct; DIN 38407-36	LC-MS/MS direct; DIN 38407-36
LC0017	H003B	LC-MS/MS direct; DIN 38407-36; F36	LC-MS/MS direct; DIN 38407- 36; F36	LC-MS/MS direct; DIN 38407-36; F36	LC-MS/MS direct; DIN 38407-36; F36
LC0018	H003B	LC-MS/MS;	LC-MS/MS;	LC-MS/MS;	LC-MS/MS;
LC0019	H003B	LC-MS/MS direct; DIN 38407-36 modified			LC-MS/MS direct; DIN 38407-36 modified
LC0020	H003B				
LC0021	H003B	LC-MS/MS direct; DIN 38407-36			LC-MS/MS direct; DIN 38407-36

<b>LC0022</b>	<b>H003B</b>	LC-MS/MS direct;		LC-MS/MS direct;	LC-MS/MS direct;
<b>LC0023</b>	<b>H003B</b>		LC-MS/MS; housemethod	LC-MS/MS; housemethod	
<b>LC0024</b>	<b>H003B</b>	LC-HRMS;	LC-HRMS;	LC-HRMS;	LC-HRMS;
<b>LC0025</b>	<b>H003B</b>	LC-MS/MS direct;	LC-MS/MS direct;	LC-MS/MS direct;	LC-MS/MS direct;

<b>LabCode</b>	<b>Sample</b>	<b>Terbutylazine Metabolite CGA 324007 (LM5)</b>	<b>Terbutylazine Metabolite SYN 545666 (LM6)</b>	<b>Terbutylazine Metabolite SYN 546009 (LM3)</b>	<b>Terbutylazine- desethyl</b>
<b>LC0001</b>	<b>H003B</b>		LC-MS/MS;		
<b>LC0002</b>	<b>H003B</b>				
<b>LC0003</b>	<b>H003B</b>	LC-MS/MS; DIN 38407-35	LC-MS/MS; DIN 38407-35		LC-MS/MS direct; DIN 38407-36; F36
<b>LC0004</b>	<b>H003B</b>				LC-MS/MS;
<b>LC0005</b>	<b>H003B</b>				
<b>LC0006</b>	<b>H003B</b>	LC-MS/MS;	LC-MS/MS;		LC-MS/MS;
<b>LC0007</b>	<b>H003B</b>				LC-MS/MS direct;
<b>LC0008</b>	<b>H003B</b>				LC-MS/MS direct; DIN 38407-36
<b>LC0009</b>	<b>H003B</b>				
<b>LC0010</b>	<b>H003B</b>	GC-Orbitrap Screening; (DCM-extraction)	GC-Orbitrap Screening; (DCM-extraction)	GC-Orbitrap Screening; (DCM- extraction)	GC-Orbitrap Screening; (DCM- extraction)
<b>LC0011</b>	<b>H003B</b>				LC-MS/MS; DIN 38407-36; F36
<b>LC0012</b>	<b>H003B</b>				GC; EN ISO 10695
<b>LC0013</b>	<b>H003B</b>				LC-MS/MS;
<b>LC0014</b>	<b>H003B</b>	LC-MS/MS direct; DIN 38407-36	LC-MS/MS direct; DIN 38407- 36		LC-MS/MS direct; DIN 38407-36
<b>LC0015</b>	<b>H003B</b>				LC-MS/MS direct; DIN 38407-36
<b>LC0016</b>	<b>H003B</b>				LC-MS/MS direct; DIN 38407-36
<b>LC0017</b>	<b>H003B</b>				LC-MS/MS direct; DIN 38407-36; F36
<b>LC0018</b>	<b>H003B</b>				LC-MS/MS;

LC0019	H003B		LC-MS/MS direct; DIN 38407-36 modified		LC-MS/MS direct; DIN 38407-36 modified
LC0020	H003B				LC-MS/MS;
LC0021	H003B				LC-MS/MS direct; DIN 38407-36
LC0022	H003B		LC-MS/MS direct;		LC-MS/MS direct;
LC0023	H003B				
LC0024	H003B	LC-HRMS;	LC-HRMS;		LC-HRMS;
LC0025	H003B	LC-MS/MS direct;	LC-MS/MS direct;		LC-MS/MS direct;

LabCode	Sample	Terbutryn	Tritosulfuron
LC0001	H003B	LC-MS/MS;	
LC0002	H003B		
LC0003	H003B	LC-MS/MS direct; DIN 38407-36; F36	LC-MS/MS direct; DIN 38407-36; F36
LC0004	H003B	LC-MS/MS;	LC-MS/MS;
LC0005	H003B	LC-HRMS; ESI-pos	
LC0006	H003B	LC-MS/MS;	LC-MS/MS;
LC0007	H003B	LC-MS/MS direct;	
LC0008	H003B	LC-MS/MS direct; DIN 38407-36	
LC0009	H003B		
LC0010	H003B	GC-Orbitrap Screening; (DCM-extraction)	GC-Orbitrap Screening; (DCM-extraction)
LC0011	H003B		
LC0012	H003B		
LC0013	H003B	LC-MS/MS;	
LC0014	H003B	LC-MS/MS direct; DIN 38407-36	
LC0015	H003B	LC-MS/MS direct; DIN 38407-36	
LC0016	H003B	LC-MS/MS direct; DIN 38407-36	LC-MS/MS direct; DIN 38407-36

<b>LC0017</b>	<b>H003B</b>	LC-MS/MS direct; DIN 38407-36; F36	LC-MS/MS direct; DIN 38407-36; F36
<b>LC0018</b>	<b>H003B</b>	LC-MS/MS;	
<b>LC0019</b>	<b>H003B</b>	LC-MS/MS direct; DIN 38407-36 modified	
<b>LC0020</b>	<b>H003B</b>		
<b>LC0021</b>	<b>H003B</b>	LC-MS/MS direct; DIN 38407-36	
<b>LC0022</b>	<b>H003B</b>	LC-MS/MS direct;	
<b>LC0023</b>	<b>H003B</b>		
<b>LC0024</b>	<b>H003B</b>	LC-HRMS;	LC-HRMS;
<b>LC0025</b>	<b>H003B</b>	LC-MS/MS direct;	