

**Proficiency Testing Scheme für die
Wasseranalytik - Realproben
H104 Pestizide**

**Proficiency Testing Scheme for Water
Analysis - natural water samples
H104 Pesticides**

BERICHT / REPORT

Probenversand / Sample dispatch: 25.06.2019

Ausgabe / Edition 1 - 19.12.2019

Dieser Report umfasst 398 Seiten.
This report comprises 398 pages.

Anbieter der Eignungsprüfung / Provider of the proficiency test:

Anschrift / Address: Umweltbundesamt GmbH
Spittelauer Lände 5
1090 Vienna/Austria

E-Mail: ringversuche@umweltbundesamt.at

Tel: +43 (0) 1 31304 4334

Website deutsch: www.umweltbundesamt.at/ringversuche
www.imatest.at

Website english: www.umweltbundesamt.at/interlaboratory_comparison
www.imatest.eu

Verantwortlich für die Durchführung der Eignungsprüfungsrunde / Responsible for the implementation of this proficiency test:

Martha Schmid MSc

Tel.: +43 (0) 1 31304 4334

Verantwortlich für die Freigabe des Berichts / Responsible for authorizing the report:

Dipl.-Ing. Monika Denner

Technische Leitung Eignungsprüfungen für den Bereich chemische Analytik/
Technical Management for proficiency tests for chemical analysis

Inhaltsverzeichnis / Table of Contents

D1. Beschreibung des Ringversuchs.....	5
D1.1. Ausgestaltung und Durchführung	5
D1.2. Beschreibung der Prüfgegenstände	5
D1.3. Anweisungen für die Teilnehmer	6
D1.4. Kontrollanalytik zur Bewertung der Homogenität.....	6
D1.5. Trendtest zur Bewertung der Stabilität.....	6
D1.6. Ermittlung des zugewiesenen Wertes.....	7
D2. Kriterien der Leistungsbewertung	8
D2.1. Leistungskriterium z-Score.....	8
D2.2. Leistungskriterium E _n -Score	8
D2.3. Leistungsbewertung z-Score und E _n -Score.....	9
D3. Darstellung und Interpretation der Messergebnisse.....	9
D4. Anmerkungen zur Auswertung.....	10
D5. Erläuterung zu Tabellen und Grafiken	10
D5.1. Angaben und Abkürzungen in Tabellen.....	11
D5.2. Graphische Darstellung der Ergebnisse	13
D6. Zusammenfassung	16
D6.1. Tabelle der zugewiesenen Werte	16
D6.2. Zusammenfassung der ausreißerbereinigten Ringversuchsergebnisse ..	17
E1. Description of the proficiency test.....	19
E1.1. Design and implementation	19
E1.2. Description of the proficiency test items	19
E1.3. Instructions for the participants.....	20
E1.4. Control testing for homogeneity evaluation.....	20
E1.5. Trend test for stability evaluation	20
E1.6. Determination of the assigned values.....	21
E2. Criteria of performance evaluation	22
E2.1. Performance criterion z-Score	22
E2.2. Performance criterion E _n -Score	22
E2.3. Performance evaluation z-Score and E _n -Score	23
E3. Representation and interpretation of measurement results.....	24
E4. Explanatory notes.....	24

E5. Annotations on tables and charts	25
E5.1. Information and abbreviations in tables	25
E5.2. Graphical presentation of results	26
E6. Summary	30
E6.1. Table of assigned values	30
E6.2. Summary of results, after removal of outliers.....	31
E7. Parameterorientierte Auswertung / Parameter oriented report.....	33
E8. Labororientierte Auswertung / Laboratory oriented report.....	206

D1. Beschreibung des Ringversuchs

D1.1. Ausgestaltung und Durchführung

- Anzahl der Anmeldungen: 32
- Anzahl der übermittelten Datensätze: 32
- Probenversand: 25.06.2019
- Einsendeschluss der Daten: 30.07.2019

Die Ergebnisabgabe erfolgte auf elektronischem Weg mittels passwortgeschützter Online-Dateneingabe. Beim Abschluss der Dateneingabe bestätigte der Teilnehmer die vollständige und korrekte Eingabe aller Daten und die Freigabe der Ergebnisse zur Auswertung.

Zur Anonymisierung der Ergebnisse wurde jedem Labor willkürlich ein Laborcode zugeteilt.

D1.2. Beschreibung der Prüfgegenstände

Die Probenahme von Grundwasser erfolgte am 23.06.2019 und die Probenahme von Oberflächenwasser erfolgte am 19.06.2019. Das Probenmaterial umfasste:

- 1 Probe Grundwasser (H104 A)
- 1 Probe Oberflächenwasser (H104 B)

Alle Proben wurden bis zur weiteren Verarbeitung bei < 4 °C gelagert. Die o.a. Proben wurden zusätzlich mit einzelnen Substanzen dotiert.

Das Abfüllen der Proben erfolgte unter ständigem Rühren (Rührkessel). Die homogenen Prüfgegenstände wurden am 25.06.2019 verschickt.

Jedes Teilnehmerlabor erhielt, je nach Bestellung:

- 2 Proben zu je 600 ml, abgefüllt in 2 x 300 ml Aluminium Flaschen oder
2 Proben zu je 2000 ml, abgefüllt in 2 x 1000 ml Aluminium Flaschen oder
2 Proben zu je 4000 ml, abgefüllt in 4 x 1000 ml Aluminium Flaschen
- 2 Proben zu je 1000 ml, abgefüllt in 1 x 1000 ml Kunststoff Flaschen (für
Ampa, Glufosinat, Glyphosat)

D1.3. Anweisungen für die Teilnehmer

Aus Stabilitätsgründen wurde empfohlen bis spätestens 03.07.2019 mit den Analysen zu beginnen.

Den Teilnehmern stand die Wahl der Analyseverfahren bzw. der verwendeten Norm frei, welche mit ihrem Routineverfahren übereinstimmen sollte.

D1.4. Kontrollanalytik zur Bewertung der Homogenität

Im Zuge der Abfüllung wurden zu willkürlichen Zeitpunkten mehrere Aliquote pro Probe zur Kontrollanalytik entnommen.

Es wurden für die A- bzw. B-Probe jeweils n=5 Kontrollproben sowie n=1 undotierte Realprobe dem Labor zur Analyse übergeben.

Alle Parameter wurden in der Prüfstelle am Umweltbundesamt (Prüfstelle für Umwelt-, GVO- & Treibstoffanalytik) zeitnah zum Probenversand analysiert.

Im Zuge der Auswertung wurde die relative Standardabweichung zwischen den Kontrollprobenabfüllungen bewertet und mit der Vergleichsstandardabweichung beim aktuellen Ringversuch verglichen.

Die Ergebnisse der Kontrollanalytik sind in der parameterorientierten Auswertung (E7) in Form von Mittelwerten \pm Messunsicherheit als Kontrollwert (control test value) \pm U gelistet (jeweils angegeben als erweiterte Messunsicherheit, $k=2$).

D1.5. Trendtest zur Bewertung der Stabilität

Die Bewertung der Stabilität der Prüfgegenstände (Realproben) erfolgte auf Basis der Datenstatistik aus den vergangenen Runden für Realproben im Zeitraum 2013 bis 2018.

Um die ausreichende Stabilität der Prüfgegenstände der aktuellen Eignungsprüfungsrunde bis zum Abgabetermin zu überprüfen, wurde die Darstellung der Teilnehmerergebnisse nach Analysendatum ausgewertet und auf systematische Trends geprüft (unauffällig). Durch Darstellung der Teilnehmerergebnisse nach Abfüllreihenfolge wurde auf das Vorliegen möglicher systematischer Trends der Ergebnisse geprüft (unauffällig).

Aufgrund der bisherigen Erfahrungen und aufgrund der Bewertungsgrundlagen der aktuellen Eignungsprüfungsrunde gilt die Stabilität der Prüfgegenstände im empfohlenen Zeitraum für die Analyse bis zum Abgabeschluss als gewährleistet.

D1.6. Ermittlung des zugewiesenen Wertes

Die Ergebnisse der Analysen mussten spätestens bis zum 30.07.2019 beim Veranstalter vorliegen. Später eingehende Werte wurden nicht berücksichtigt.

Im Zuge der Plausibilitätsprüfung der Daten (z.B. Check korrekte Einheiten, Messunsicherheitsangabe, ...) wurden die Teilnehmer mit auffälligen Ergebnissen zum erneuten Datencheck der Eingabe und um Rückmeldung binnen 24 h aufgefordert.

Nach Abschluss der Plausibilitätsprüfung, wurde der Ausreißertest nach Hampel durchgeführt und die Ausreißer ermittelt. Die von diesem Test auffällig eingestuft Werte wurden in der Auswertung gekennzeichnet („H“). In begründeten Fällen, z.B. wenn der Ausreißertest nach Hampel nicht anwendbar ist (z.B. Ergebnisse liegen sehr eng beieinander oder überwiegend selber Zahlenwert bzw. bei wenig abgegebenen Daten mit sehr hoher Streuung), kann eine Ausreißereliminierung nach weiteren Kriterien erfolgen (z.B. Dean- und Dixon Test bzw. manuelle Ausreißerdefinition aufgrund Expertenbefund). Diese Vorgangsweise wird nach Anwendung unter Punkt D4 des Berichts dokumentiert.

Die weitere Auswertung erfolgte gemäß DIN ISO 5725-2. Eine statistische Auswertung der Ringversuchsdaten erfolgte erst ab zumindest 6 gültigen, numerischen Ergebnissen pro Parameter. Ergebnisse kleiner Bestimmungs- oder Nachweisgrenze wurden bei den Berechnungen nicht berücksichtigt.

Der zugewiesene Wert wird im Normalfall jeweils als der ausreißerbereinigte Mittelwert über alle übermittelten Ergebnisse gebildet.

Bei sehr hohen Streuungen der Teilnehmerergebnisse von über 50 % und/oder bei mangelhafter Rückführbarkeit der statistischen Kenndaten aus den ausreißerbereinigten Ergebnissen der Teilnehmer auf den Mittelwert des Kontrolllabores, kann die Situation auftreten, dass kein zugewiesener Wert für den aktuellen Ringversuch festgelegt werden kann und daher keine Bewertung der Teilnehmerergebnisse für diesen Parameter möglich ist. Ein entsprechender Hinweis wird im Bericht unter E7 bei der informativen Auswertung angebracht. Im Rahmen der internen Qualitätssicherung der Teilnehmer kann ein Vergleich mit den Ergebnissen des Kontrolllabors durchgeführt werden. Diese Vorgehensweise wird bei Anwendung jeweils parameter- und probenbezogen unter Punkt D4 des Berichts dokumentiert.

D2. Kriterien der Leistungsbewertung

D2.1. Leistungskriterium z-Score

Als Basis zur Berechnung der Wiederfindungsraten sowie der z-Scores wurde der ausreißerbereinigte Mittelwert über alle übermittelten Ergebnisse herangezogen.

Die Ermittlung der z-Scores erfolgte gemäß nachfolgender Formel:

$$z - score = \frac{x_i - \bar{X}}{Kriterium}$$

Dabei ist:

x_i	Messergebnis des teilnehmenden Labors
\bar{X}	zugewiesener Wert Sollwert für die Leistungsbewertung der Teilnehmer (angegeben auf 3 signifikante Stellen); im Regelfall: ausreißerbereinigter Mittelwert der Teilnehmerergebnisse. Eine davon abweichende Vorgehensweise wird unter Punkt D4 des Berichts beschrieben.
<i>Kriterium</i>	Vergleichsstandardabweichung berechnet aus den Statistiken für reale Wasserproben der vorangegangenen Runden im Zeitraum 2013 bis 2018 (RSDpooled) bzw. aus den ausreißerbereinigten Teilnehmerergebnissen (sR) des aktuellen Ringversuchs (falls noch weniger als 6 vorangegangene Runden für A und B-Proben vorlagen). In begründeten Fällen (z.B. Ergebnisse Realproben nahe an Mindestbestimmungsgrenze oder regulatorischer Vorgaben) erfolgt die Festlegung nach Expertenbefund und die Vorgangsweise wird unter Punkt D4 des Berichts beschrieben.

D2.2. Leistungskriterium E_n-Score

Für die realen Wasserproben erfolgen neu ab 2019 zusätzliche Bewertungen unter Einbeziehung der erweiterten Messunsicherheiten der Teilnehmer und der erweiterten Messunsicherheit des zugewiesenen Wertes, gemäß E_n-Score. Diese Auswertungen werden für die Teilnehmer im Bericht unter Punkt E8, jeweils im Anschluss an die z-Score Auswertung dargestellt.

Die Ermittlung der E_n-Scores erfolgte gemäß nachfolgender Formel:

$$E_n - score = \frac{x_i - \bar{X}}{\sqrt{U(x_i)^2 + U(\bar{X})^2}}$$

Dabei ist:

x_i	Messergebnis des teilnehmenden Labors
\bar{X}	zugewiesener Wert Sollwert für die Leistungsbewertung der Teilnehmer (angegeben auf 3 signifikante Stellen); im Regelfall: ausreißerbereinigter Mittelwert der Teilnehmerergebnisse. Eine davon abweichende Vorgehensweise wird unter Punkt D4 des Berichts beschrieben.
$U(x_i)$	erweiterte Messunsicherheit des Messergebnisses (Teilnehmerergebnis)
$U(\bar{X})$	erweiterte Messunsicherheit des zugewiesenen Wertes

D2.3. Leistungsbewertung z-Score und E_n-Score

Interpretation der z-Scores:

- $|z\text{-Score}| \leq 2.0$ Ergebnis gut
- $2.0 < |z\text{-Score}| < 3.0$ Ergebnis fragwürdig
- $|z\text{-Score}| \geq 3.0$ Ergebnis nicht zufriedenstellend

Hinweis: Bei der Bewertung mittels z-Score wird die Messunsicherheit der Teilnehmer nicht mitberücksichtigt. Der Vergleich der Abweichung zum zugewiesenen Wert erfolgt über das Kriterium.

Interpretation der E_n-Scores:

- $|E_n\text{-Score}| \leq 1.0$ zufriedenstellende Leistung
- $|E_n\text{-Score}| > 1.0$ nicht zufriedenstellende Leistung

Hinweis: Bei der Bewertung mittels E_n-Score erfolgt die Berücksichtigung der erweiterten Messunsicherheiten der Teilnehmer und des zugewiesenen Wertes. $|E_n\text{-Score}| > 1.0$ können darauf hinweisen, dass die Unsicherheitsschätzungen überprüft oder ein Messproblem korrigiert werden muss.

D3. Darstellung und Interpretation der Messergebnisse

In der parameterorientierten Auswertung ist eine tabellarische Übersicht mit den Messergebnissen inklusive der Unsicherheit ($\pm U$), der Wiederfindung zum zugewiesenen Wert und dem berechneten z-Score dargestellt. Weiterhin werden unter Anmerkungen die Ausreißer gekennzeichnet. Die in der Tabelle angeführten Ergebnisse werden auch grafisch dargestellt.

In der labororientierten Auswertung werden pro Labor in anonymisierter Form die Ergebnisse der einzelnen Labore als Messergebnis $\pm U$ sowie die Wiederfindungen und die ermittelten z-Scores bezugnehmend auf das Kriterium dargestellt. Weiters werden die E_n -Scores unter Berücksichtigung der erweiterten Unsicherheiten in unabhängigen Tabellen ausgegeben. Die labororientierten Auswertungen enthalten jeweils die Bewertungsgrundlagen wie zugewiesener Wert samt erweiterter Messunsicherheit, sowie das Kriterium.

Eine Erläuterung zu den Tabellen und Grafiken kann Punkt 0 entnommen werden.

D4. Anmerkungen zur Auswertung

Wie unter Punkt D2 ersichtlich, können die z-Scores auch unter Einbeziehung der Vergleichsstandardabweichung der ausreißerbereinigten Teilnehmerergebnisse des aktuellen Ringversuchs berechnet werden. Das kann zur Folge haben, dass es bei Parametern mit hoher Ergebnisstreuung dazu kommen kann, dass der Bereich z-Score - 2 bis z-Score + 2 einen ungewöhnlich hohen Wiederfindungsbereich abdeckt. Umgekehrt führt eine sehr geringe Streuung der Teilnehmerergebnisse dazu, dass z-Score - 2 bis z-Score + 2 einen ungewöhnlich kleinen Wiederfindungsbereich abdeckt.

Die Wiederfindungsrate wird unabhängig von der Streuung der Ergebnisse, als prozentuelle Abweichung vom zugewiesenen Wert berechnet und sollte bei der Bewertung von Ergebnissen im Rahmen des internen Qualitätsmanagementsystems der teilnehmenden Labore berücksichtigt werden.

Als Ergebnis einer Langzeitauswertung über aktuell 6 Eignungsprüfungsrunden (2013 - 2018) in Realproben wurden Kriterien (RSDpool) zur Ergebnisbewertung berechnet. Diese wurden im Zuge der Auswertung den relativen Vergleichsstandardabweichungen (vR) des aktuellen Ringversuchs gegenübergestellt.

Für alle Parameter wurde als Kriterium für die Berechnung des z-Scores das berechnete Kriterium der Langzeitauswertung gewählt.

Parameter Glyphosat, Metazachlor und Metolachlor Probe H104 A und Parameter Metazachlor OA Probe H104 B: Aufgrund des geringen Analytgehaltes und/oder einer geringen Anzahl an übermittelten gültigen Teilnehmerergebnissen konnten keine Sollwerte berechnet werden.

Parameter 2,4,5-Trichlorphenoxyessigsäure, 2,4-D (2,4-Dichlorphenoxyessigsäure), Alachlor-Sulfonsäure (Alachlor-ESA), Glufosinat, Metazachlor-Sulfonsäure (Metazachlor ESA) und s-Metolachlor-Sulfonsäure (Metolachlor-ESA) Probe H104 A und Parameter Alachlor-Sulfonsäure (Alachlor-ESA), Bentazon, Dicamba, Dichlorprop, Metazachlor-Sulfonsäure (Metazachlor ESA) und s-Metolachlor-

Sulfonsäure (Metolachlor-ESA) Probe H104 B: Die auf Basis der Teilnehmerergebnisse berechneten Sollwerte lagen außerhalb der Messunsicherheit des Kontrollwertes und es ist über das Kontrolllabor keine Rückführbarkeit möglich. Der zugewiesene Wert wurde daher über die ausreißerbereinigten Mittelwerte aus der Gruppe der akkreditierten Teilnehmer berechnet.

D5. Erläuterung zu Tabellen und Grafiken

D5.1. Angaben und Abkürzungen in Tabellen

Parameter	Allgemeine Bezeichnung des Analysenparameters
Probe	Bezeichnung der übermittelten Probe
Einheit	Vorgegebene Einheit für Messwert und Ergebnisunsicherheit (z.B. µg/l)
Zugewiesener Wert	Sollwert für die Leistungsbewertung der Teilnehmer (angegeben auf 3 signifikante Stellen)
U (k=2)	erweiterte Unsicherheit (k=2) des zugewiesenen Wertes, (angegeben auf 3 signifikante Stellen)
Kriterium	Vorgabewert zur Ermittlung des z-Scores in der angegebenen Einheit (angegeben auf 3 signifikante Stellen)
Kriterium [%]	Vorgabewert zur Ermittlung des z-Scores in % des zugewiesenen Wertes (angegeben auf 2 signifikante Stellen)
Mittelwert	Ausreißerbereinigter Mittelwert über die Teilnehmerergebnisse (angegeben auf 3 signifikante Stellen)
VB (99%)	99% Vertrauensbereich (angegeben auf 3 signifikante Stellen)
Minimum	Minimales abgegebenes Messergebnis, ausreißerbereinigt (angegeben auf 3 signifikante Stellen)
Maximum	Maximales abgegebenes Messergebnis, ausreißerbereinigt (angegeben auf 3 signifikante Stellen)
sR	Vergleichsstandardabweichung berechnet aus den ausreißerbereinigten Teilnehmerergebnissen des aktuellen Ringversuchs (angegeben auf 3 signifikante Stellen)
vR	relative Vergleichsstandardabweichung in %, berechnet aus den ausreißerbereinigten Teilnehmerergebnissen des aktuellen Ringversuchs bezogen auf den Mittelwert (angegeben auf 2 signifikante Stellen)

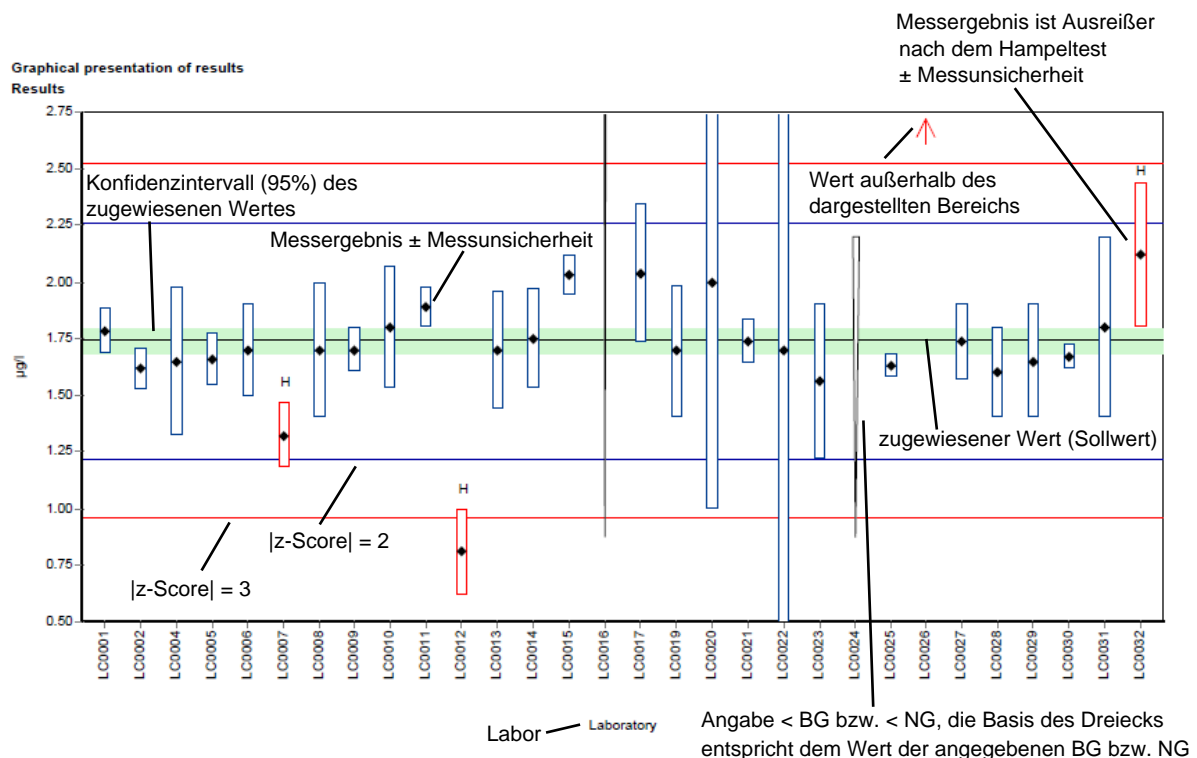
Kontrollwert $\pm U$ (k=2)	Mittelwert der Kontrollmessungen des Veranstalters \pm erweiterte Ergebnisunsicherheit des Kontrollwertes (jeweils angegeben auf 3 signifikante Stellen)
Laborcode	anonymisierte, eindeutige Teilnehmerkennung im jeweiligen Ringversuch
Messwert	einzelne(r) Messwert(e) lt. Teilnehmerangabe (maximal 5 Nachkommastellen dargestellt)
Messergebnis	Für die Bewertung herangezogenes Ergebnis lt. Teilnehmerangabe (maximal 5 Nachkommastellen dargestellt). Bei Eignungsprüfungsrounds mit Vorgabe von unabhängigen Mehrfachbestimmungen, entspricht dies dem berechneten Mittelwert aus den einzelnen Messwerten der Teilnehmer.
$\pm U$	Ergebnisunsicherheit lt. Teilnehmerangabe (maximal 5 Nachkommastellen dargestellt)
BG	Bestimmungsgrenze
NG	Nachweisgrenze
WF	Wiederfindungsrate in %, bezogen auf den zugewiesenen Wert (angegeben auf 3 signifikante Stellen, dargestellt maximal 1 Nachkommastelle)
MW	Mittelwert
z-Score	Abweichung des Messergebnisses zum zugewiesenen Wert, ausgedrückt als Vielfaches des Kriteriums (angegeben auf 3 signifikante Stellen, dargestellt maximal 2 Nachkommastellen)
E _n -Score	Abweichung des Messergebnisses zum zugewiesenen Wert, ausgedrückt als Vielfaches der kombinierten Messunsicherheiten, bestehend aus erweiterter Unsicherheit des zugewiesenen Wertes und der erweiterten Unsicherheit der Messergebnisse der Teilnehmer (angegeben auf 3 signifikante Stellen, dargestellt maximal 2 Nachkommastellen). Beim E _n -Score erfolgt die Berücksichtigung der Messunsicherheit der Teilnehmer.
-	Keine Daten übermittelt bzw. keine Berechnung möglich
Anmerkungen	Anmerkungen zum jeweiligen Messergebnis (z.B. H, FN, FP)
H	Ausreißer nach dem Hampel-Test

FN	Falsch negativ – Messergebnis kleiner Bestimmungsbzw. Nachweisgrenze dessen Betrag die Bedingungen eines Ausreißers nach dem Hampeltest erfüllt.
FP	Falsch positiv – Falls aufgrund des geringen Analytgehalts kein zugewiesener Wert ermittelt werden kann ($n < 6$), wird der Median der Beträge der übermittelten Nachweisbzw. Bestimmungsgrenzen ermittelt. Als falsch positiv wird ein Messergebnis bewertet, welches diesen Median um mehr als 100 % übersteigt.
Standardabweichung	Vergleichsstandardabweichung berechnet aus den Teilnehmerergebnissen des aktuellen Ringversuchs (angegeben auf 3 signifikante Stellen)
rel. Standardabweichung	relative Vergleichsstandardabweichung in %, berechnet aus den Teilnehmerergebnissen des aktuellen Ringversuchs bezogen auf den Mittelwert (angegeben auf 3 signifikante Stellen)
n	Anzahl der Messergebnisse

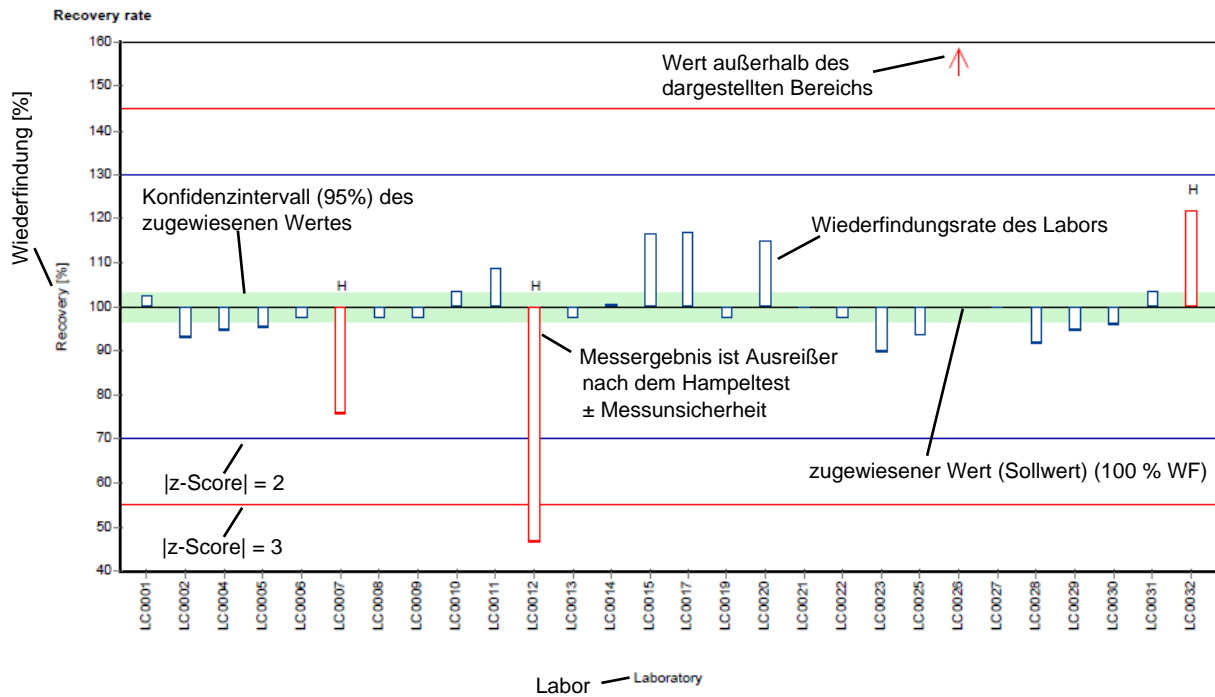
D5.2. Graphische Darstellung der Ergebnisse

Nachfolgend wird die graphische Darstellung anhand von kommentierten Beispieldiagrammen erläutert.

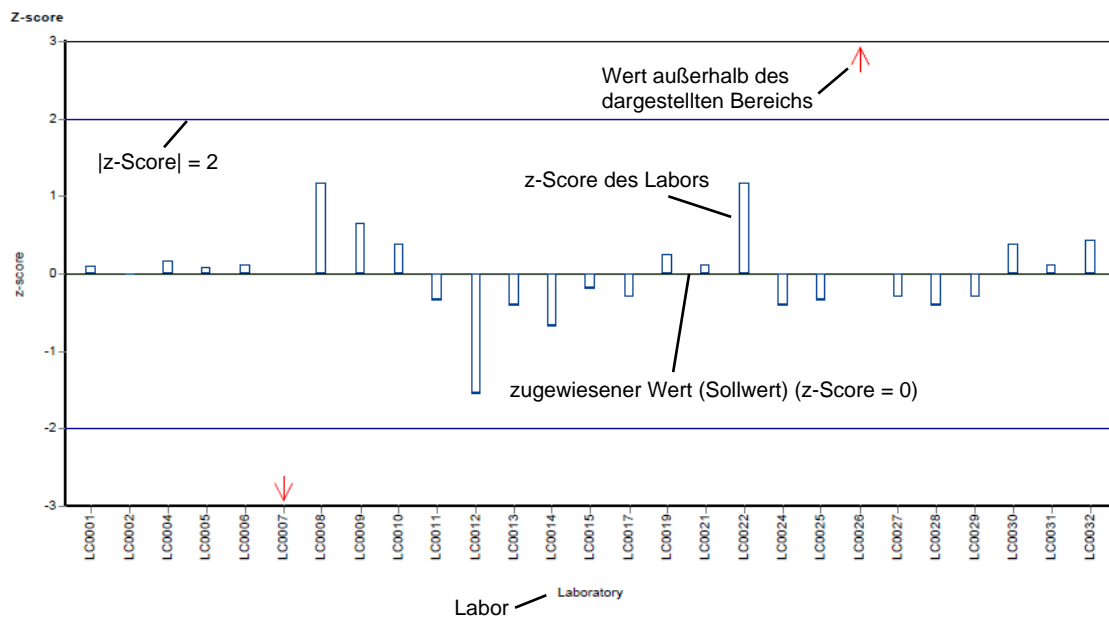
Beispieldiagramm: Messwerte



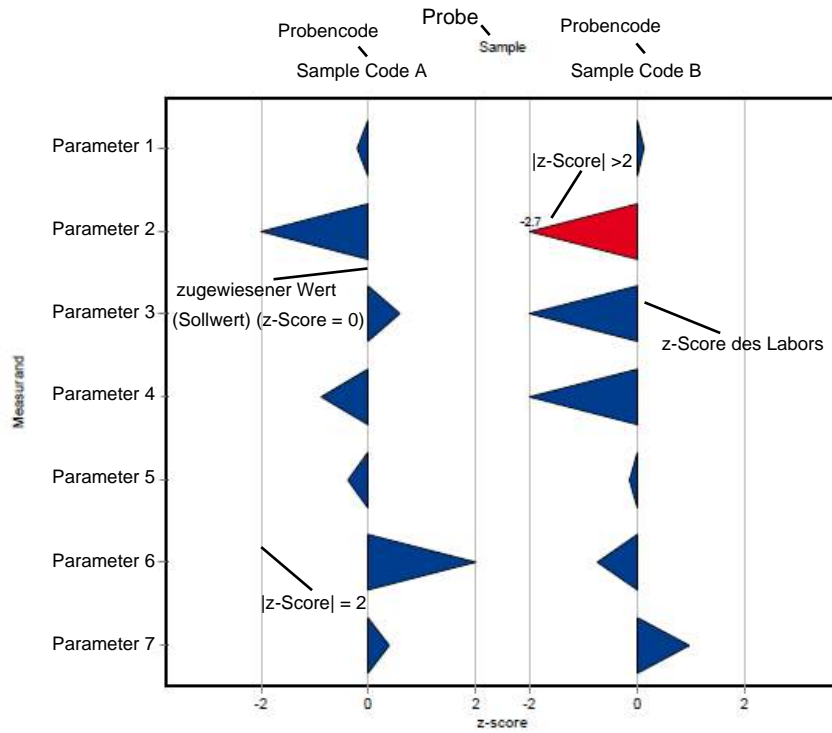
Beispieldiagramm: Wiederfindung zum zugewiesenen Wert



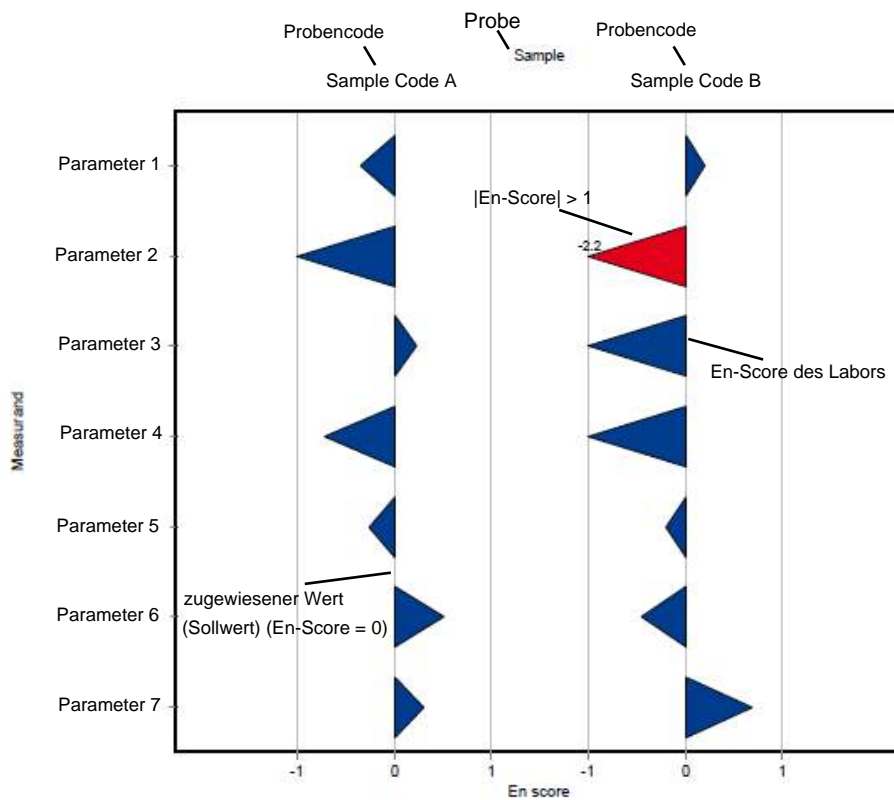
Beispieldiagramm: z-Score



Beispieldiagramm: z-Score (labororientierte Auswertung)



Beispieldiagramm: En-Score (labororientierte Auswertung)



D6. Zusammenfassung

D6.1. Tabelle der zugewiesenen Werte

Parameter	Probe	Einheit	zugewiesener Wert	±	U (k=2)	Kriterium	Kriterium [%]
2,4,5-Trichlorphenoxyessigsäure	H104 A	µg/l	0.369	±	0.0199	0.0739	20
	H104 B	µg/l	0.203	±	0.0109	0.0405	20
2,4-D (2,4-Dichlorphenoxyessigsäure)	H104 A	µg/l	0.126	±	0.00887	0.0201	16
	H104 B	µg/l	0.504	±	0.0251	0.0806	16
Alachlor	H104 A	µg/l	0.227	±	0.0159	0.0272	12
	H104 B	µg/l	0.671	±	0.0501	0.0806	12
Alachlor-Säure (Alachlor-OA)	H104 A	µg/l	0.842	±	0.0513	0.152	18
	H104 B	µg/l	0.187	±	0.00787	0.0337	18
Alachlor-Sulfonsäure (Alachlor-ESA)	H104 A	µg/l	0.146	±	0.0128	0.0262	18
	H104 B	µg/l	0.659	±	0.0496	0.119	18
Ampa	H104 A	µg/l	0.187	±	0.00936	0.0319	17
	H104 B	µg/l	0.872	±	0.0427	0.148	17
Bentazon	H104 A	µg/l	0.119	±	0.00731	0.0179	15
	H104 B	µg/l	0.131	±	0.00602	0.0197	15
Dicamba	H104 A	µg/l	0.193	±	0.0198	0.0367	19
	H104 B	µg/l	0.559	±	0.0476	0.106	19
Dichlorprop	H104 A	µg/l	0.102	±	0.00597	0.0122	12
	H104 B	µg/l	0.179	±	0.00935	0.0214	12
Glufosinat	H104 A	µg/l	0.339	±	0.114	0.102	30
	H104 B	µg/l	0.158	±	0.0385	0.0474	30
Glyphosat	H104 A	µg/l	-	±	-	-	-
	H104 B	µg/l	0.555	±	0.0236	0.122	22
MCP (Mecoprop)	H104 A	µg/l	0.237	±	0.0112	0.0308	13
	H104 B	µg/l	0.251	±	0.0127	0.0327	13
Metazachlor	H104 A	µg/l	-	±	-	-	-
	H104 B	µg/l	0.167	±	0.0108	0.0184	11
Metazachlor-Sulfonsäure (Metazachlor ESA)	H104 A	µg/l	0.744	±	0.0438	0.164	22
	H104 B	µg/l	0.243	±	0.0146	0.0535	22
Metazachlor-Säure (Metazachlor OA)	H104 A	µg/l	0.263	±	0.0104	0.0553	21
	H104 B	µg/l	-	±	-	-	-
Metolachlor	H104 A	µg/l	-	±	-	-	-
	H104 B	µg/l	0.399	±	0.0242	0.0559	14
s-Metolachlor-Sulfonsäure (Metolachlor-ESA)	H104 A	µg/l	0.57	±	0.0587	0.12	21
	H104 B	µg/l	0.249	±	0.0267	0.0524	21
s-Metolachlor-Säure (Metolachlor OA)	H104 A	µg/l	0.504	±	0.0308	0.0756	15
	H104 B	µg/l	0.664	±	0.0359	0.0996	15

D6.2. Zusammenfassung der ausreißerbereinigten Ringversuchsergebnisse

Parameter	Probe	Anzahl Labors für Berechnung	Anzahl Ausreißer Labors	Einheit	Mittelwert	± VB (99%)	Minimum	Maximum	sR	vR [%]
2,4,5-Trichlorphenoxyessigsäure	H104 A	18	1	µg/l	0.365	± 0.0231	0.305	0.439	0.0326	8.9
	H104 B	17	2	µg/l	0.203	± 0.0164	0.155	0.242	0.0225	11
2,4-D (2,4-Dichlorphenoxyessigsäure)	H104 A	23	1	µg/l	0.125	± 0.0121	0.078	0.168	0.0194	16
	H104 B	21	4	µg/l	0.504	± 0.0377	0.42	0.64	0.0575	11
Alachlor	H104 A	17	0	µg/l	0.227	± 0.0239	0.15	0.28	0.0329	14
	H104 B	16	1	µg/l	0.671	± 0.0751	0.47	0.837	0.1	15
Alachlor-Säure (Alachlor-OA)	H104 A	9	1	µg/l	0.842	± 0.077	0.674	0.922	0.077	9.1
	H104 B	10	0	µg/l	0.187	± 0.0118	0.168	0.203	0.0124	6.6
Alachlor-Sulfonsäure (Alachlor-ESA)	H104 A	8	0	µg/l	0.149	± 0.0186	0.114	0.168	0.0176	12
	H104 B	8	0	µg/l	0.651	± 0.0685	0.562	0.75	0.0646	9.9
Ampa	H104 A	20	4	µg/l	0.187	± 0.014	0.136	0.227	0.0209	11
	H104 B	21	3	µg/l	0.872	± 0.0641	0.69	1.05	0.0979	11
Bentazon	H104 A	26	0	µg/l	0.119	± 0.011	0.0928	0.169	0.0186	16
	H104 B	25	1	µg/l	0.134	± 0.00949	0.106	0.172	0.0158	12
Dicamba	H104 A	15	1	µg/l	0.193	± 0.0297	0.115	0.241	0.0384	20
	H104 B	14	2	µg/l	0.536	± 0.0799	0.289	0.731	0.0996	19
Dichlorprop	H104 A	23	0	µg/l	0.102	± 0.00895	0.077	0.139	0.0143	14
	H104 B	22	1	µg/l	0.179	± 0.0135	0.135	0.214	0.0212	12
Glufosinat	H104 A	13	0	µg/l	0.332	± 0.117	0.06	0.565	0.141	42
	H104 B	13	0	µg/l	0.158	± 0.0578	0.088	0.322	0.0695	44
Glyphosat	H104 A	1	0	µg/l	-	± -	0.124	0.124	-	-
	H104 B	20	4	µg/l	0.555	± 0.0353	0.47	0.699	0.0527	9.5
MCP (Mecoprop)	H104 A	26	0	µg/l	0.237	± 0.0169	0.195	0.311	0.0287	12
	H104 B	25	1	µg/l	0.251	± 0.019	0.21	0.311	0.0317	13
Metazachlor	H104 A	0	0	µg/l	-	± -	-	-	-	-
	H104 B	25	0	µg/l	0.167	± 0.0163	0.1	0.205	0.0271	16

Parameter	Probe	Anzahl Labors für Berechnung	Anzahl Ausreißer Labors	Einheit	Mittelwert	± VB (99%)	Minimum	Maximum	sR	vR [%]
Metazachlor-Sulfonsäure (Metazachlor ESA)	H104 A	14	1	µg/l	0.75	± 0.0591	0.583	0.874	0.0738	9.8
	H104 B	15	0	µg/l	0.24	± 0.0188	0.2	0.288	0.0243	10
Metazachlor-Säure (Metazachlor ESA)	H104 A	13	2	µg/l	0.263	± 0.0155	0.226	0.292	0.0187	7.1
	H104 B	0	0	µg/l	-	± -	-	-	-	-
Metolachlor	H104 A	1	0	µg/l	-	± -	0.273	0.273	-	-
	H104 B	22	5	µg/l	0.399	± 0.0363	0.27	0.492	0.0567	14
s-Metolachlor-Sulfonsäure (Metolachlor ESA)	H104 A	17	0	µg/l	0.575	± 0.079	0.395	0.71	0.109	19
	H104 B	17	0	µg/l	0.249	± 0.0348	0.162	0.321	0.0478	19
s-Metolachlor-Säure (Metolachlor OA)	H104 A	14	2	µg/l	0.504	± 0.0462	0.389	0.627	0.0577	11
	H104 B	14	2	µg/l	0.664	± 0.0538	0.553	0.798	0.0671	10

E1. Description of the proficiency test

E1.1. Design and implementation

- Number of registrations: 32
- Number of submitted data records: 32
- Dispatch of samples: 25th June 2019
- Closing date for submission of data: 30th July 2019

The results were submitted electronically through password-protected online data entry. Upon completion of the data entry, the participant confirmed the complete and correct entry of all data and the authorization of the results for evaluation.

To anonymize results, each laboratory was assigned a laboratory code on a random basis.

E1.2. Description of the proficiency test items

The sampling of ground water was carried out on 23th June 2019 and the sampling of surface water was carried out on 19th June 2019.

The following samples were made available:

- 1 sample ground water (H104 A)
- 1 sample surface water (H104 B)

Both samples were stored at < 4 °C until further processing.

The samples were partly spiked with specific substances and filled into bottles under continuous stirring to obtain homogeneous samples. The homogeneous proficiency test items were dispatched on 25th June 2019.

All participating laboratories received (depending on the order):

- 2 samples (each 600 ml), filled in 2 x 300 ml aluminium bottles or
2 samples (each 2000 ml), filled in 2 x 1000 ml aluminium bottles or
2 samples (each 4000 ml), filled in 4 x 1000 ml aluminium bottles
- 2 samples (each 1000 ml), filled in 1 x 1000 ml plastic bottles (for AMPA, Glufosinate, Glyphosate)

E1.3. Instructions for the participants

For reasons of stability, it was recommended to start the analysis by the 03rd July 2019 at the latest.

The participants are expected to use the test method or measurement method of their choice, which should be consistent with their routine procedures.

E1.4. Control testing for homogeneity evaluation

During filling of the bottles, aliquots of each sample were collected randomly for control testing. From each of the samples A and B, n=5 control test samples and n=1 unspiked real water sample were transferred to the laboratory for control testing.

All parameters were tested in the testing laboratory at the Environment Agency Austria (Prüfstelle für Umwelt-, GVO- & Treibstoffanalytik) close to the time of sample dispatch.

During evaluation, the relative standard deviation between the individual results of the control test samples was assessed and compared with the reproducibility standard deviation of the current proficiency test.

In the parameter-oriented evaluation (E7), the results of the control testing are given in the form of arithmetic means of the detected concentrations \pm expanded measurement uncertainty as control test value \pm U (expanded uncertainty, k=2).

E1.5. Trend test for stability evaluation

The evaluation of stability of the proficiency test items was performed using data statistics of previous results of proficiency testing rounds for real water samples during the period 2013 to 2018.

The assessment of the stability of the proficiency test items of the current round was carried out by evaluation of all participant results sorted by analysis date (until submission deadline): No systematic trends were identified.

Using all participant results, it was furthermore tested if systematic trends could be detected depending on the order in which the bottles were filled for the proficiency test: No systematic trends could be identified.

According to data obtained from previous rounds for real water samples from 2013 to 2018 and based on the trend test evaluation of the current round, the stability of the

test items for proficiency testing of real water samples can be confirmed for the recommended analysis period until deadline for submission of data.

E1.6. Determination of the assigned values

The analytical results had to be made available to the organiser not later than 30th July 2019. Any values received at a later date were not considered.

In the course of the plausibility assessment of all received data (e.g. check for correct units, indication of measurement uncertainty,...) participants with noticeable results were asked to perform a subsequent data check and to give a prompt feedback within 24 h.

After plausibility assessment, an outlier test according to Hampel was performed to identify outliers. Values identified as conspicuous are marked specifically in the parameter-oriented evaluation ('H').

In justified cases, for instance, when the outlier test according to Hampel is not applicable (e.g. many similar or identical results of the participants or in case of a very limited number of highly scattering results) a different outlier identification method can be applied (e.g. Dean and Dixon outlier test or manual outlier elimination by expert judgement). In such a case, this procedure is documented in section E4 of the report.

Further data evaluation was performed in accordance with DIN ISO 5725-2. A statistical evaluation of proficiency testing data was only carried out if at least 6 valid results per parameter were available. Results < LOQ or < LOD are not included in the calculation of the assigned value.

The assigned values are normally calculated as the mean over all submitted results, after removal of outliers.

For real water samples in some exceptional cases it might occur, that no assigned value based on participants' results can be calculated and no evaluation of the participants results can be made. E.g. due to large variations in the participant results ($vR > 50\%$) and/or insufficient traceability of the calculated mean of all participants after outlier-clearing to the mean of control testing.

In this case, a clear statement in section E7 of the report is made and all provided statistical data are for information only. In section E4 further information is given, when applicable, for each parameter and proficiency test item. In course of the internal quality assurance, the participants can compare their results to the control test values.

E2. Criteria of performance evaluation

E2.1. Performance criterion z-Score

The adjusted average value (after removal of outliers) for all submitted results was used as a basis for the calculation of recovery rates and z-scores.

z-Scores were calculated based on the following formula:

$$z - score = \frac{x_i - \bar{X}}{Criteria}$$

In this context,

x_i	is the measurement value (result) of the participating laboratory
\bar{X}	assigned value the target value for the assessment of the performance of the participants (3 significant digits), normally the average value of the participants' results after removal of outliers; if this approach is not applicable, the target value is assigned according to the procedure given in section E4
Criteria	is the reproducibility standard deviation calculated from previous rounds for proficiency testing for real water samples from 2013 to 2018 (as RSD pooled) or from the participants' results after removal of outliers (sR) in the current round (if less than 6 previous rounds for the parameters of real water samples A and B are available). Where justified (e.g. results for real water samples are close to minimum quantification limit or in case of regulatory requirements) the criteria is defined by expert judgement and the procedure is clearly described in section E4 of the report.

E2.2. Performance criterion E_n-Score

New for the 2019 proficiency testing of real water samples is the additional assessment of the participants' results using E_n-Scores. This additional assessment takes into account the expanded measurement uncertainties of the participants results and the expanded uncertainty of the assigned value and is provided in the laboratory oriented part of the report (see E8 after the z-scores evaluation).

E_n-Scores were calculated based on the following formula:

$$E_n - score = \frac{x_i - \bar{X}}{\sqrt{U(x_i)^2 + U(\bar{X})^2}}$$

In this context,

x_i	is the measurement value (result) of the participating laboratory
\bar{X}	assigned value the target value for the assessment of the performance of the participants (3 significant digits), normally the average value of the participants' results after removal of outliers; if this approach is not applicable, the target value is assigned according to the procedure given in section E4
$U(x_i)$	expanded measurement uncertainty for the result of the participating laboratory
$U(\bar{X})$	expanded measurement uncertainty for the assigned value

E2.3. Performance evaluation z-Score and E_n -Score

Interpretation of z-Scores:

- $|z\text{-Score}| \leq 2.0$ good result
- $2.0 < |z\text{-Score}| < 3.0$ questionable result
- $|z\text{-Score}| \geq 3.0$ unsatisfactory result

Note: In case of assessment of the participants' performance by z-scores the measurement uncertainty of the participants' results is not taken into account. The difference between the results of participants and the assigned value is evaluated by the criteria.

Interpretation of E_n -Scores:

- $|E_n\text{-Score}| \leq 1.0$ satisfactory performance
- $|E_n\text{-Score}| > 1.0$ unsatisfactory performance

Note: In case of assessment of the participants' performance by E_n -Scores the expanded measurement uncertainties for the results and for the assigned values are taken into account. $|E_n\text{-Score}| > 1.0$ might indicate to check the measurement uncertainty estimation or to correct a measurement problem.

E3. Representation and interpretation of measurement results

The parameter-oriented report provides the measurement values (results) including uncertainty ($\pm U$), recovery rate, calculated z-Score and outliers in tabular form. The results listed in the table are also represented graphically.

The laboratory oriented report shows the results of the individual laboratories (anonymous), including the measurement uncertainty ($\pm U$), recovery rates, z-Scores and additionally the evaluation of E_n -Scores on separate pages.

The tables also contain the evaluation basis such as the assigned values including expanded measurement uncertainties and the criteria.

An annotation of the tables and graphics is given in section E5.

E4. Explanatory notes

As explained in section E2, the z-Score can also be calculated using the reproducibility standard deviation, calculated from the participants' results (after removal of outliers) in the relevant test round. It might occur that the z-Score between -2 and 2 covers a large range of measurement values when the variance of the results is high. On the other hand, the range of good results can be very narrow, when the variation of the participants' results is small.

The recovery rate is calculated for the individual result based on the assigned value and is thus independent of the reproducibility standard deviation. In case of a high variance of the results, participants should also consider recovery rates as additional criteria to decide on the necessity of internal quality assurance measures.

As a result of a long-term evaluation of 6 proficiency testing rounds (2013 - 2018) in real samples, evaluation criteria (RSDpool) were calculated. These criteria were compared with the relative reproducibility standard deviation (sR) of the current proficiency testing.

For all parameters, the calculated criterion of long-term evaluation was selected as the criterion for calculating the z-score.

Parameter 2,4,5-Trichlorophenoxyacetic acid, 2,4-D (2,4-Dichlorphenoxyacetic acid), Alachlor-t-sulfonic acid (Alachlor-ESA), Glufosinate, Metazachlor ethane sulfonic acid (Metazachlor-ESA) and s-Metolachlor ethanesulfonic acid (Metolachlor-ESA) sample H104 A and parameter Alachlor-t-sulfonic acid (Alachlor-ESA), Bentazone, Dicamba, Dichlorprop, Metazachlor ethane sulfonic acid (Metazachlor-ESA) and s-Metolachlor ethanesulfonic acid (Metolachlor-ESA) sample H104 B: The assigned values calculated based on the participant results were outside the measurement

uncertainty of the control value and thus traceability could not be proven by this procedure. Therefore, new assigned values were defined by the group of accredited participating laboratories after outlier-assessment.

E5. Annotations on tables and charts

E5.1. Information and abbreviations in tables

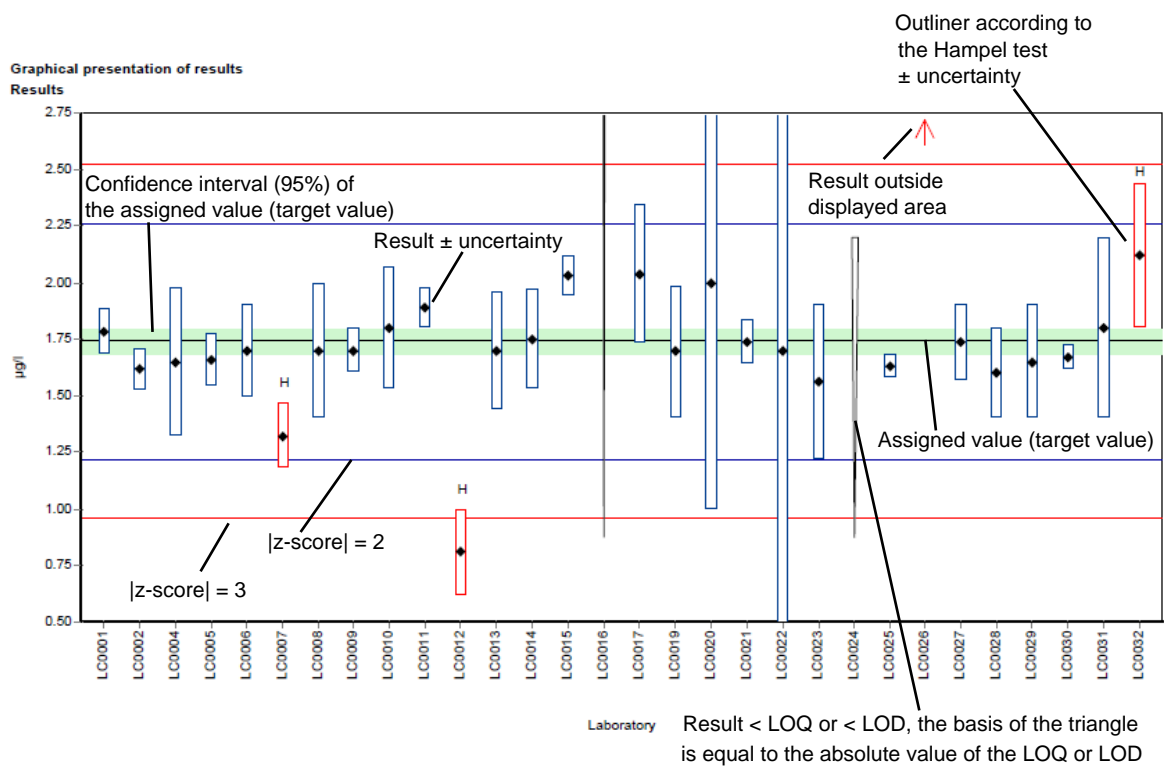
Parameter	Analyte identifier
Sample	Sample identifier
Unit	Given unit for result and uncertainty (e.g. µg/l)
Assigned value	Target value for proficiency assessment of the participants (3 significant digits)
U (k=2)	Expanded uncertainty (k=2) of the assigned value (3 significant digits)
Criterion	Specified value for the determination of the z-score in the given unit (3 significant digits)
Criterion [%]	Specified value for the determination of the z-score in % of the assigned value (3 significant digits)
Mean	Mean of the participants results, without outliers (3 significant digits)
CI (99 %)	99% confidence interval (3 significant digits)
Minimum	Minimum of all submitted results, after removal of outliers (3 significant digits)
Maximum	Maximum of all submitted results, after removal of outliers (3 significant digits)
sR	Reproducibility standard deviation, calculated from the participants results, after removal of outliers (3 significant digits)
vR [%]	Reproducibility standard deviation, calculated from the participants results relative to the target value, given in %, after removal of outliers (2 significant digits)
Control test value ± U (k=2)	Mean of control test value ± expanded measurement uncertainty (3 significant digits)
Labcode	Laboratory identifier (anonymized)
Result ± U	Result as indicated by participant (max. 5 decimal places) uncertainty as indicated by participant (max. 5 decimal places)
LOQ	Limit of quantification
LOD	Limit of detection

Recovery	Recovery rate in % based on assigned value (target value) (3 significant digits, max. one decimal place given)
z-Score	Deviation of result based on the assigned value (target value) given as a multiple of the criteria (3 significant digits, max. 2 decimal places given)
E _n -Score	Deviation of result based on the assigned value (target value) given as a multiple of the combined expanded measurement uncertainty of the participant's results and expanded measurement uncertainty for the assigned value (3 significant digits, max. 2 decimal places given). Note: E _n -Score assessment takes into account the measurement uncertainty of the participants.
-	No data available or no calculation possible
Comments	Comment on the respective result (e.g. H, FN, FP)
H	Outlier according to Hampel-Test
FN	False negative – for a result < LOQ or result < LOD: The absolute value of the LOQ or LOD fulfils the condition of an outlier according to the Hampel test.
FP	False positive – for parameters where no target value is available because of a too low analyte content (n < 6): Result that exceeds the median of the absolute values of the transmitted LOQs or LODs by more than 100 %.
Standard deviation	Reproducibility standard deviation, calculated from the participants results (3 significant digits)
Rel. standard deviation	Reproducibility standard deviation, calculated from the participants results relative to the target value, given in %, (3 significant digits)
n	Number of results

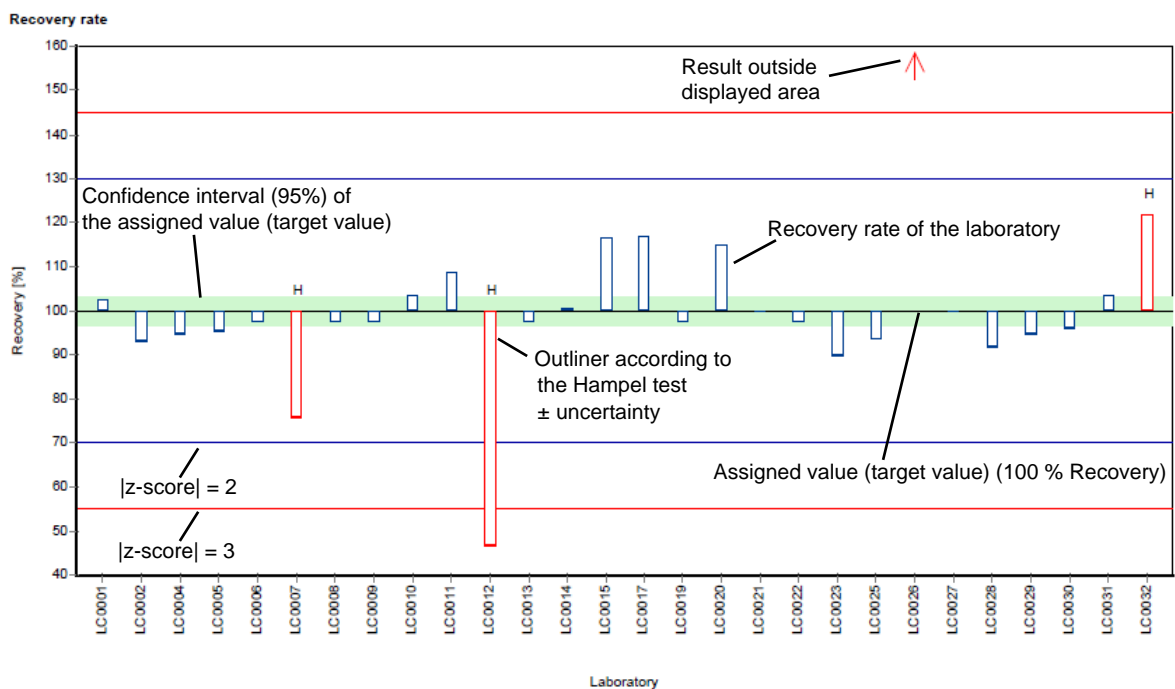
E5.2. Graphical presentation of results

The graphic representation in the report is explained below by means of commented example diagrams:

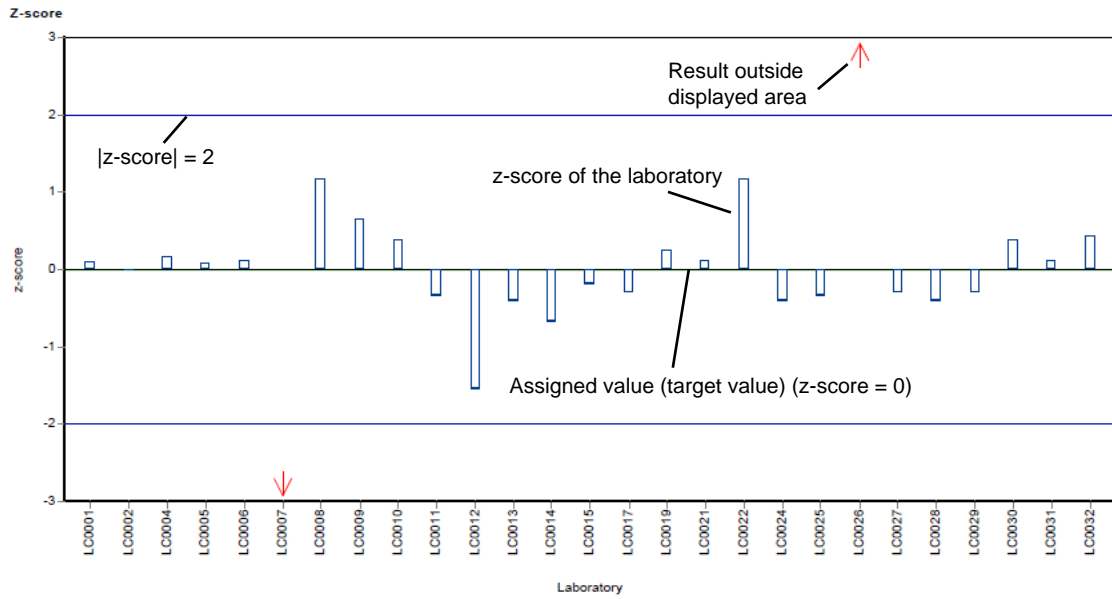
Example chart: Results



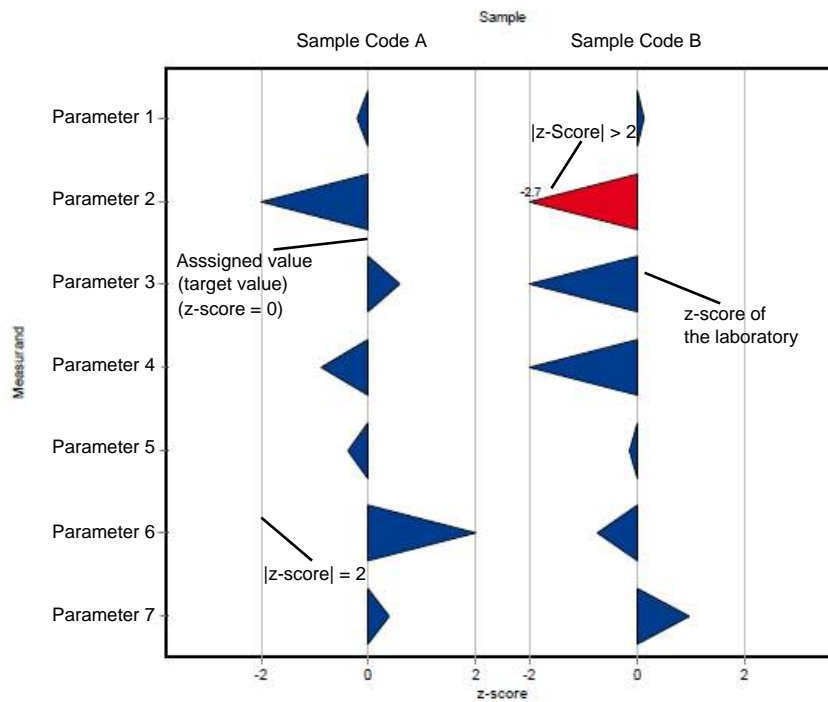
Example chart: Recovery



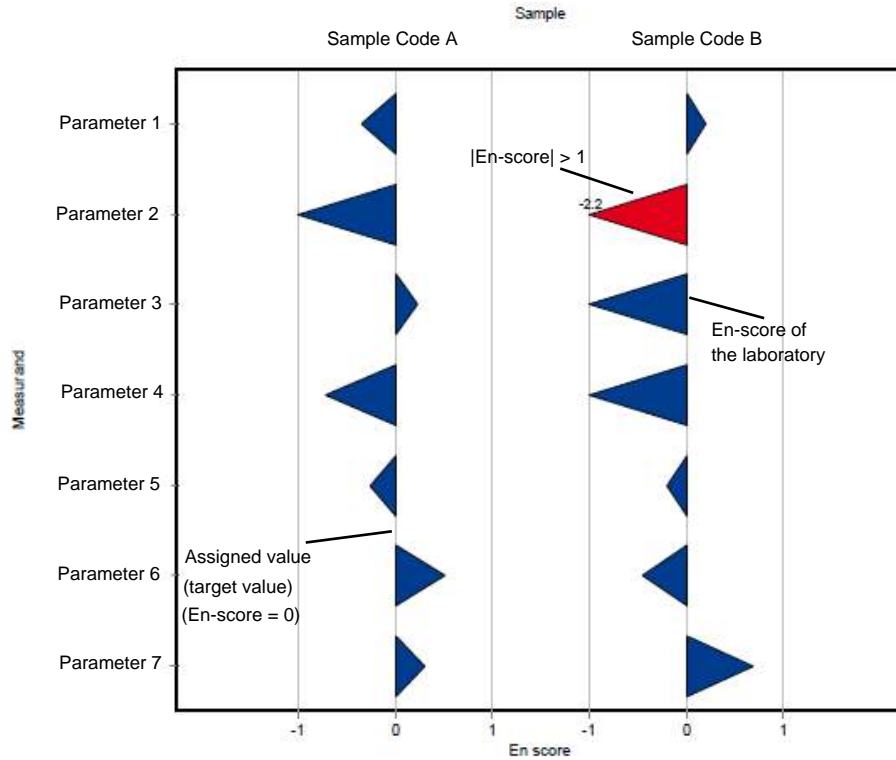
Example chart: z-score



Example chart: z-score (laboratory oriented report)



Example chart: En-score (laboratory oriented report)



E6. Summary

E6.1. Table of assigned values

Parameter	Sample	Unit	Assigned value ±	U (k=2)	Criterion	Criterion [%]
2,4,5-Trichlorophenoxyacetic acid	H104 A	µg/l	0.369 ±	0.0199	0.0739	20
	H104 B	µg/l	0.203 ±	0.0109	0.0405	20
2,4-D (2,4-Dichlorphenoxyaceticacid)	H104 A	µg/l	0.126 ±	0.00887	0.0201	16
	H104 B	µg/l	0.504 ±	0.0251	0.0806	16
Alachlor	H104 A	µg/l	0.227 ±	0.0159	0.0272	12
	H104 B	µg/l	0.671 ±	0.0501	0.0806	12
Alachlor-t-acid (Alachlor-OA)	H104 A	µg/l	0.842 ±	0.0513	0.152	18
	H104 B	µg/l	0.187 ±	0.00787	0.0337	18
Alachlor-t-sulfonic acid (Alachlor-ESA)	H104 A	µg/l	0.146 ±	0.0128	0.0262	18
	H104 B	µg/l	0.659 ±	0.0496	0.119	18
AMPA	H104 A	µg/l	0.187 ±	0.00936	0.0319	17
	H104 B	µg/l	0.872 ±	0.0427	0.148	17
Bentazone	H104 A	µg/l	0.119 ±	0.00731	0.0179	15
	H104 B	µg/l	0.131 ±	0.00602	0.0197	15
Dicamba	H104 A	µg/l	0.193 ±	0.0198	0.0367	19
	H104 B	µg/l	0.559 ±	0.0476	0.106	19
Dichlorprop	H104 A	µg/l	0.102 ±	0.00597	0.0122	12
	H104 B	µg/l	0.179 ±	0.00935	0.0214	12
Glufosinate	H104 A	µg/l	0.339 ±	0.114	0.102	30
	H104 B	µg/l	0.158 ±	0.0385	0.0474	30
Glyphosate	H104 A	µg/l	- ±	-	-	-
	H104 B	µg/l	0.555 ±	0.0236	0.122	22
MCP (Mecoprop)	H104 A	µg/l	0.237 ±	0.0112	0.0308	13
	H104 B	µg/l	0.251 ±	0.0127	0.0327	13
Metazachlor	H104 A	µg/l	- ±	-	-	-
	H104 B	µg/l	0.167 ±	0.0108	0.0184	11
Metazachlor ethane sulfonic acid (Metazachlor-ESA)	H104 A	µg/l	0.744 ±	0.0438	0.164	22
	H104 B	µg/l	0.243 ±	0.0146	0.0535	22
Metazachlor oxanilic acid (Metazachlor-OA)	H104 A	µg/l	0.263 ±	0.0104	0.0553	21
	H104 B	µg/l	- ±	-	-	-
Metolachlor	H104 A	µg/l	- ±	-	-	-
	H104 B	µg/l	0.399 ±	0.0242	0.0559	14
s-Metolachlor ethanesulfonic acid (Metolachlor-ESA)	H104 A	µg/l	0.57 ±	0.0587	0.12	21
	H104 B	µg/l	0.249 ±	0.0267	0.0524	21
s-Metolachlor oxanilic acid (Metolachlor-OA)	H104 A	µg/l	0.504 ±	0.0308	0.0756	15
	H104 B	µg/l	0.664 ±	0.0359	0.0996	15

E6.2. Summary of results, after removal of outliers

Parameter	Sample	Number of results for calculation	Number of outliers	U _i	Mean	± CI (99%)	Minimum	Maximum	sR	vR [%]
2,4,5-Trichlorophenoxyacetic acid	H104 A	18	1	µg/l	0.365	± 0.0231	0.305	0.439	0.0326	8.9
	H104 B	17	2	µg/l	0.203	± 0.0164	0.155	0.242	0.0225	11
2,4-D (2,4-Dichlorphenoxyaceticacid)	H104 A	23	1	µg/l	0.125	± 0.0121	0.078	0.168	0.0194	16
	H104 B	21	4	µg/l	0.504	± 0.0377	0.42	0.64	0.0575	11
Alachlor	H104 A	17	0	µg/l	0.227	± 0.0239	0.15	0.28	0.0329	14
	H104 B	16	1	µg/l	0.671	± 0.0751	0.47	0.837	0.1	15
Alachlor-t-acid (Alachlor-OA)	H104 A	9	1	µg/l	0.842	± 0.077	0.674	0.922	0.077	9.1
	H104 B	10	0	µg/l	0.187	± 0.0118	0.168	0.203	0.0124	6.6
Alachlor-t-sulfonic acid (Alachlor-ESA)	H104 A	8	0	µg/l	0.149	± 0.0186	0.114	0.168	0.0176	12
	H104 B	8	0	µg/l	0.651	± 0.0685	0.562	0.75	0.0646	9.9
AMPA	H104 A	20	4	µg/l	0.187	± 0.014	0.136	0.227	0.0209	11
	H104 B	21	3	µg/l	0.872	± 0.0641	0.69	1.05	0.0979	11
Bentazone	H104 A	26	0	µg/l	0.119	± 0.011	0.0928	0.169	0.0186	16
	H104 B	25	1	µg/l	0.134	± 0.00949	0.106	0.172	0.0158	12
Dicamba	H104 A	15	1	µg/l	0.193	± 0.0297	0.115	0.241	0.0384	20
	H104 B	14	2	µg/l	0.536	± 0.0799	0.289	0.731	0.0996	19
Dichlorprop	H104 A	23	0	µg/l	0.102	± 0.00895	0.077	0.139	0.0143	14
	H104 B	22	1	µg/l	0.179	± 0.0135	0.135	0.214	0.0212	12
Glufosinate	H104 A	13	0	µg/l	0.332	± 0.117	0.06	0.565	0.141	42
	H104 B	13	0	µg/l	0.158	± 0.0578	0.088	0.322	0.0695	44
Glyphosate	H104 A	1	0	µg/l	-	± -	0.124	0.124	-	-
	H104 B	20	4	µg/l	0.555	± 0.0353	0.47	0.699	0.0527	9.5
MCP (Mecoprop)	H104 A	26	0	µg/l	0.237	± 0.0169	0.195	0.311	0.0287	12
	H104 B	25	1	µg/l	0.251	± 0.019	0.21	0.311	0.0317	13
Metazachlor	H104 A	0	0	µg/l	-	± -	-	-	-	-
	H104 B	25	0	µg/l	0.167	± 0.0163	0.1	0.205	0.0271	16
Metazachlor ethane sulfonic acid (Metazachlor ESA)	H104 A	14	1	µg/l	0.75	± 0.0591	0.583	0.874	0.0738	9.8

Parameter	Sample	Number of results for calculation	Number of outliers	Un	Mean	± CI (99%)	Minimum	Maximum	sR	vR [%]
Metazachlor ethane sulfonic acid (Metazachlor ESA)	H104 B	15	0	µg/l	0.24	± 0.0188	0.2	0.288	0.0243	10
Metazachlor oxanilic acid (Metazachlor OA)	H104 A	13	2	µg/l	0.263	± 0.0155	0.226	0.292	0.0187	7.1
	H104 B	0	0	µg/l	-	± -	-	-	-	-
Metolachlor	H104 A	1	0	µg/l	-	± -	0.273	0.273	-	-
	H104 B	22	5	µg/l	0.399	± 0.0363	0.27	0.492	0.0567	14
s-Metolachlor ethanesulfonic acid (Metolachlor ESA)	H104 A	17	0	µg/l	0.575	± 0.079	0.395	0.71	0.109	19
	H104 B	17	0	µg/l	0.249	± 0.0348	0.162	0.321	0.0478	19
s-Metolachlor oxanilic acid (Metolachlor OA)	H104 A	14	2	µg/l	0.504	± 0.0462	0.389	0.627	0.0577	11
	H104 B	14	2	µg/l	0.664	± 0.0538	0.553	0.798	0.0671	10

E7. Parameterorientierte Auswertung / Parameter oriented report

2,4,5-Trichlorphenoxyacetic acid	34
2,4-D (2,4-Dichlorphenoxyaceticacid).....	44
Alachlor	54
Alachlor-t-acid (Alachlor-OA).....	64
Alachlor-t-sulfonic acid (Alachlor-ESA).....	74
AMPA.....	84
Bentazone.....	94
Dicamba.....	104
Dichlorprop.....	114
Glufosinate	124
Glyphosate.....	134
MCPP (Mecoprop).....	142
Metazachlor.....	152
Metazachlor ethane sulfonic acid (Metazachlor-ESA).....	160
Metazachlor oxanilic acid (Metazachlor-OA).....	170
Metolachlor.....	178
s-Metolachlor ethanesulfonic acid (Metolachlor-ESA).....	186
s-Metolachlor oxanilic acid (Metolachlor-OA).....	196

Parameter oriented report

H104 A

2,4,5-Trichlorophenoxyacetic acid

Unit	µg/l
Assigned value ± U (k=2)	0.369 ± 0.0199
Criterion	0.0739 (20 %)
Minimum - Maximum	0.305 - 0.439
Control test value ± U (k=2)	0.446 ± 0.0669

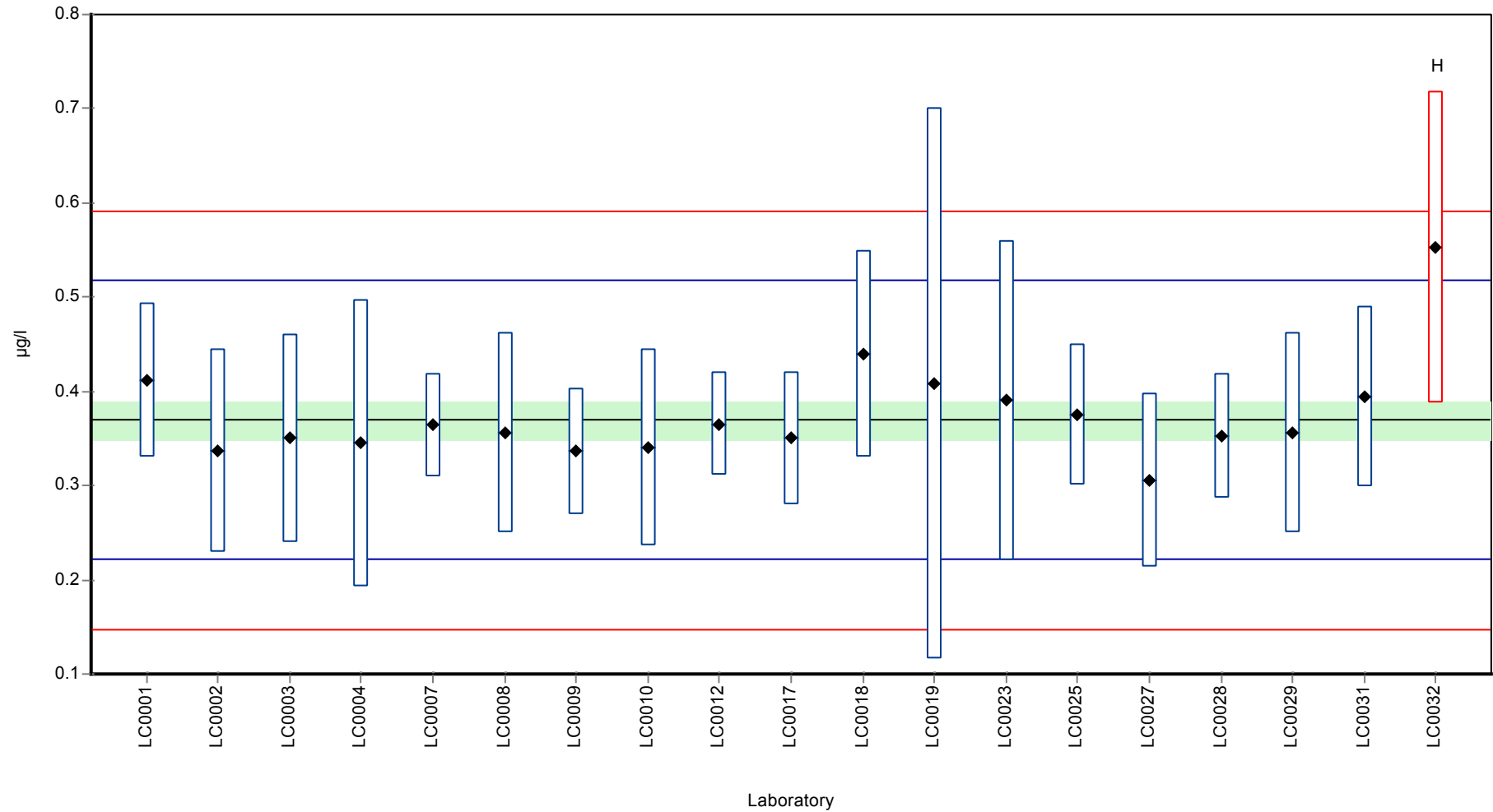
Labcode	Result	± U	Recovery [%]	z-score	Comments
LC0001	0.411	0.082	111	0.56	
LC0002	0.336	0.108	91	-0.45	
LC0003	0.35	0.11	94.8	-0.26	
LC0004	0.345	0.152	93.4	-0.33	
LC0005	-	-	-	-	
LC0006	-	-	-	-	
LC0007	0.364	0.055	98.5	-0.07	
LC0008	0.356	0.107	96.4	-0.18	
LC0009	0.336	0.067	91	-0.45	
LC0010	0.34	0.104	92	-0.4	
LC0011	-	-	-	-	
LC0012	0.365	0.055	98.8	-0.06	
LC0013	-	-	-	-	
LC0014	-	-	-	-	
LC0015	-	-	-	-	
LC0016	-	-	-	-	
LC0017	0.35	0.07	94.8	-0.26	
LC0018	0.439	0.11	119	0.94	
LC0019	0.408	0.293	110	0.52	
LC0020	-	-	-	-	
LC0021	-	-	-	-	
LC0022	-	-	-	-	
LC0023	0.39	0.17	106	0.28	
LC0024	-	-	-	-	
LC0025	0.375	0.075	102	0.08	
LC0026	-	-	-	-	
LC0027	0.305	0.092	82.6	-0.87	
LC0028	0.353	0.066	95.6	-0.22	
LC0029	0.356	0.107	96.4	-0.18	
LC0030	-	-	-	-	
LC0031	0.394	0.096	107	0.33	
LC0032	0.553	0.1659	150	2.49	H

Characteristics of parameter

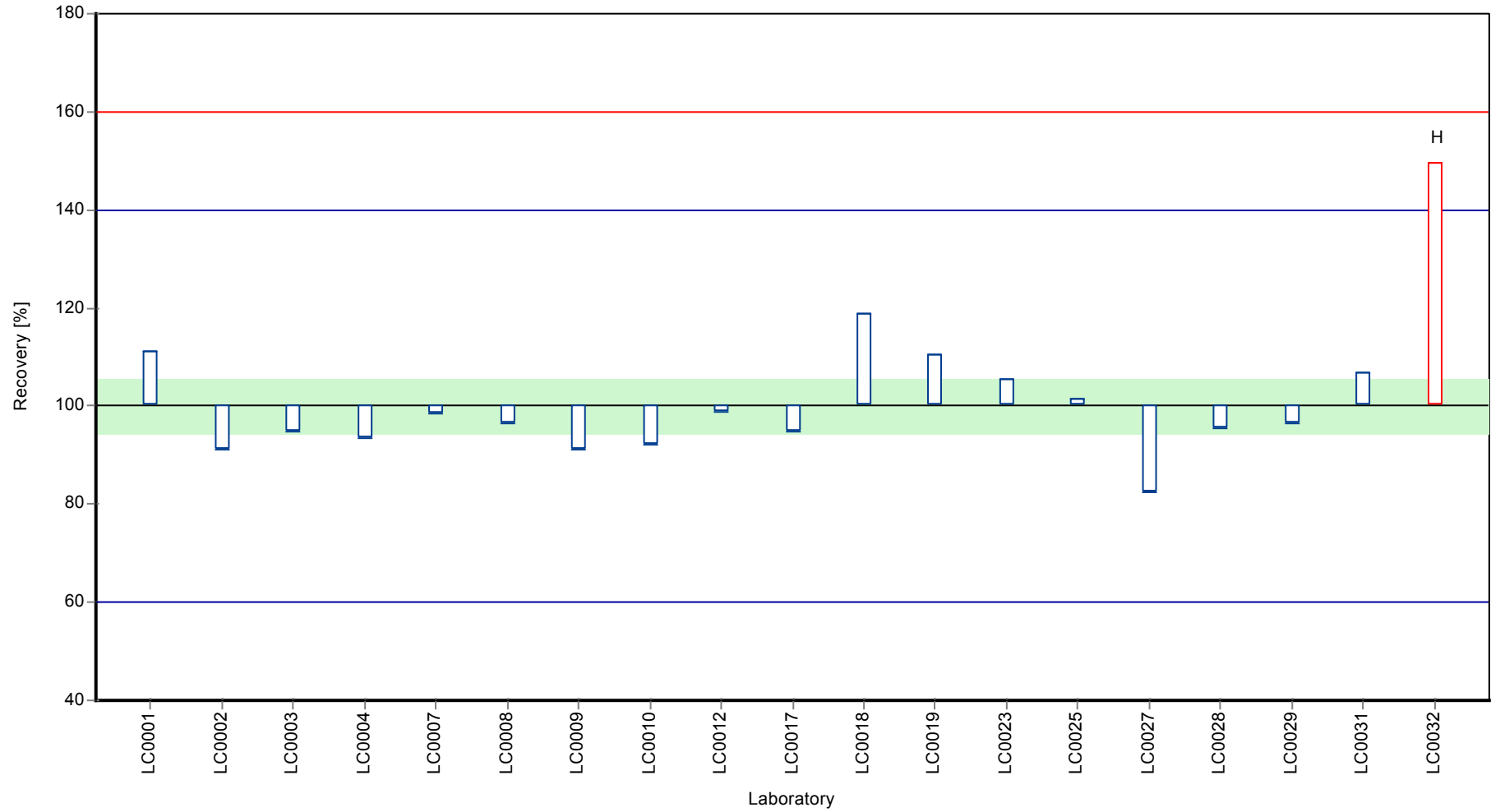
	all results	without outliers	Unit
Mean ± CI (99%)	0.375 ± 0.0368	0.365 ± 0.0231	µg/l
Minimum	0.305	0.305	µg/l
Maximum	0.553	0.439	µg/l
Standard deviation	0.0535	0.0326	µg/l
rel. standard deviation	14.3	8.93	%
n	19	18	-

Graphical presentation of results

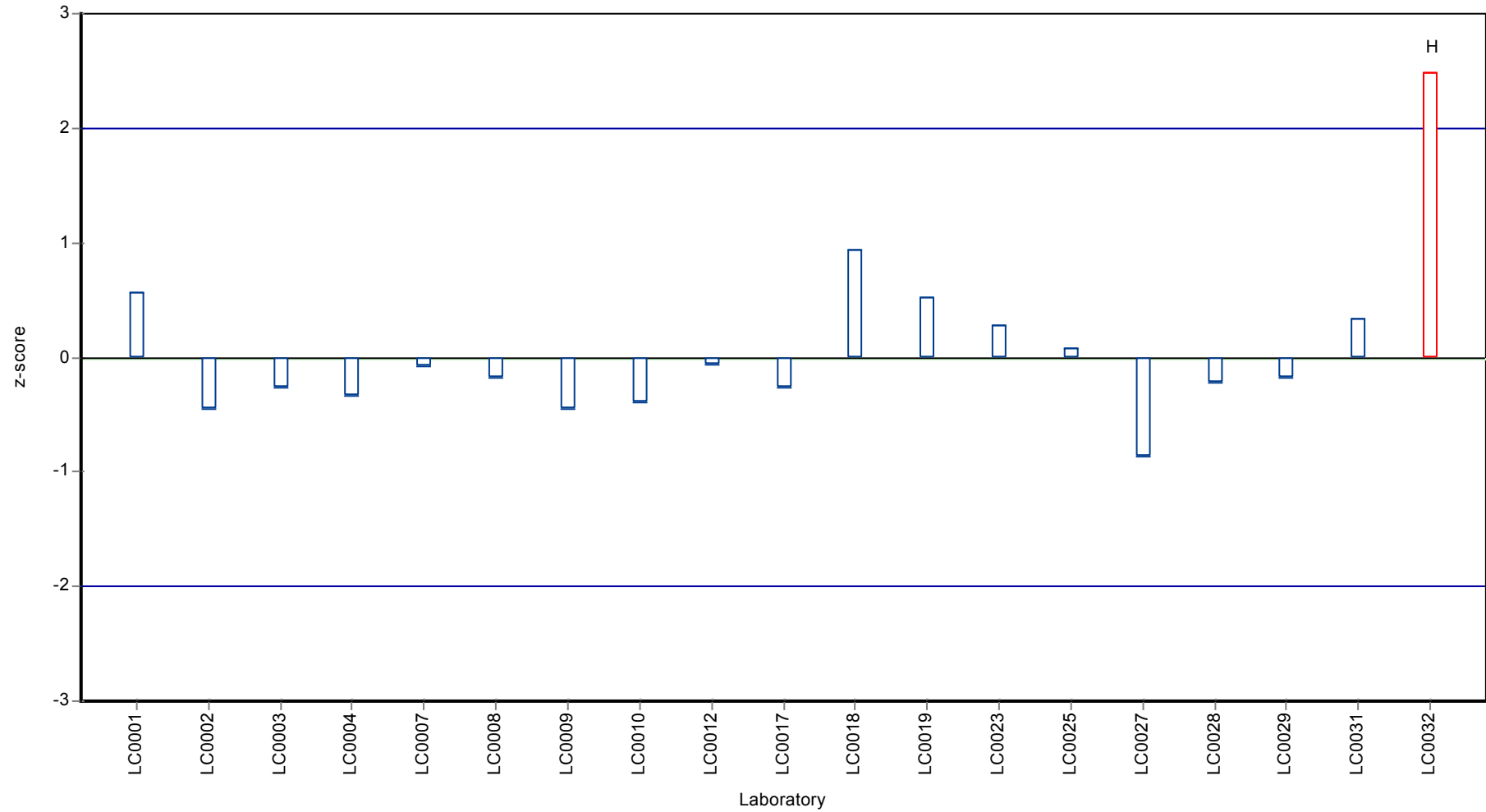
Results



Recovery rate



Z-score



Parameter oriented report

H104 B

2,4,5-Trichlorophenoxyacetic acid

Unit	µg/l
Assigned value ± U (k=2)	0.203 ± 0.0109
Criterion	0.0405 (20 %)
Minimum - Maximum	0.155 - 0.242
Control test value ± U (k=2)	0.239 ± 0.0358

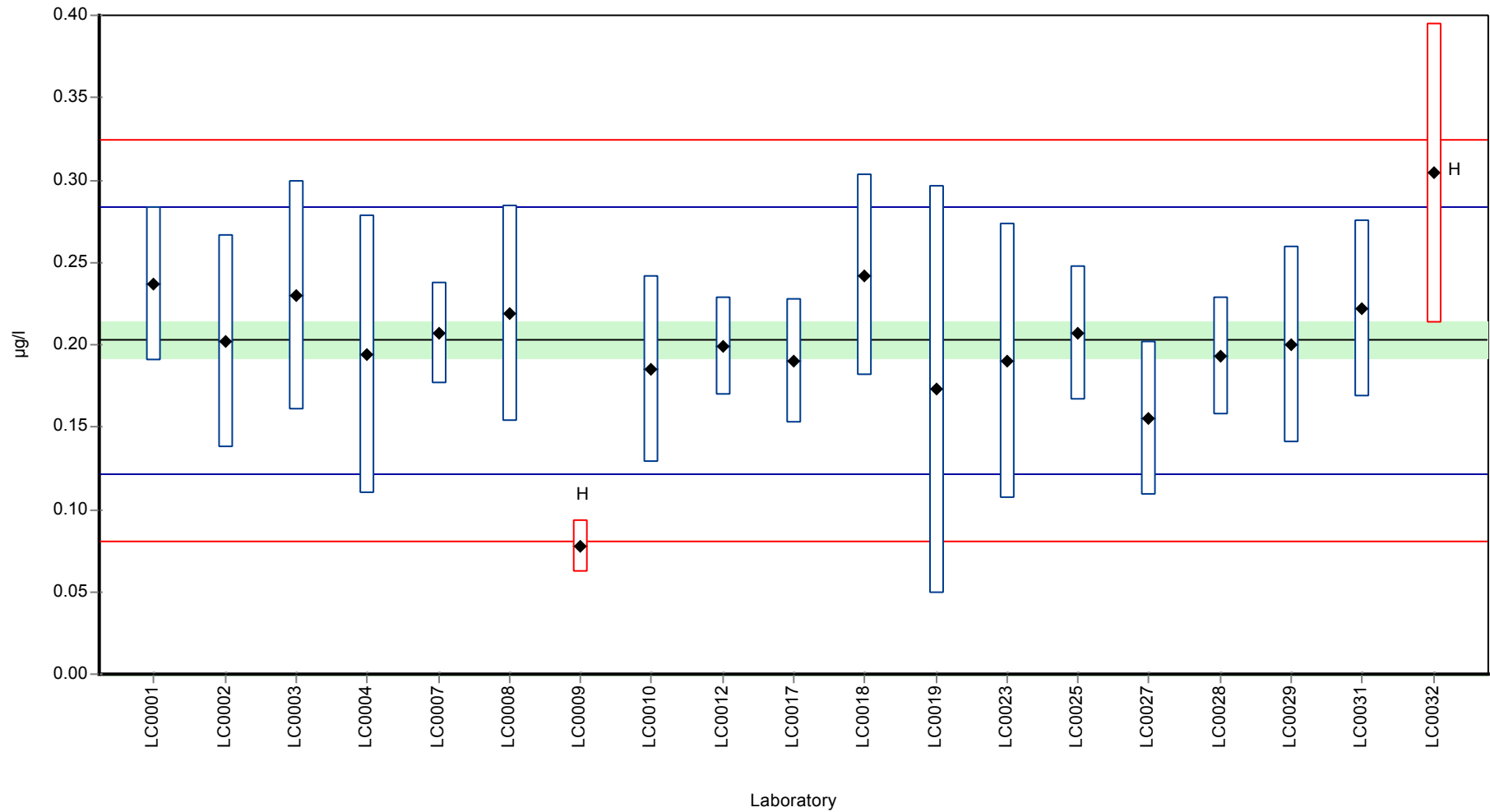
Labcode	Result	± U	Recovery [%]	z-score	Comments
LC0001	0.237	0.047	117	0.85	
LC0002	0.202	0.065	99.7	-0.02	
LC0003	0.23	0.07	113	0.68	
LC0004	0.194	0.085	95.7	-0.21	
LC0005	-	-	-	-	
LC0006	-	-	-	-	
LC0007	0.207	0.031	102	0.11	
LC0008	0.219	0.066	108	0.4	
LC0009	0.078	0.016	38.5	-3.08	H
LC0010	0.185	0.057	91.3	-0.44	
LC0011	-	-	-	-	
LC0012	0.199	0.03	98.2	-0.09	
LC0013	-	-	-	-	
LC0014	-	-	-	-	
LC0015	-	-	-	-	
LC0016	-	-	-	-	
LC0017	0.19	0.038	93.8	-0.31	
LC0018	0.242	0.061	119	0.97	
LC0019	0.173	0.124	85.4	-0.73	
LC0020	-	-	-	-	
LC0021	-	-	-	-	
LC0022	-	-	-	-	
LC0023	0.19	0.084	93.8	-0.31	
LC0024	-	-	-	-	
LC0025	0.207	0.041	102	0.11	
LC0026	-	-	-	-	
LC0027	0.155	0.047	76.5	-1.18	
LC0028	0.193	0.036	95.2	-0.24	
LC0029	0.2	0.06	98.7	-0.07	
LC0030	-	-	-	-	
LC0031	0.222	0.054	110	0.48	
LC0032	0.304	0.0912	150	2.5	H

Characteristics of parameter

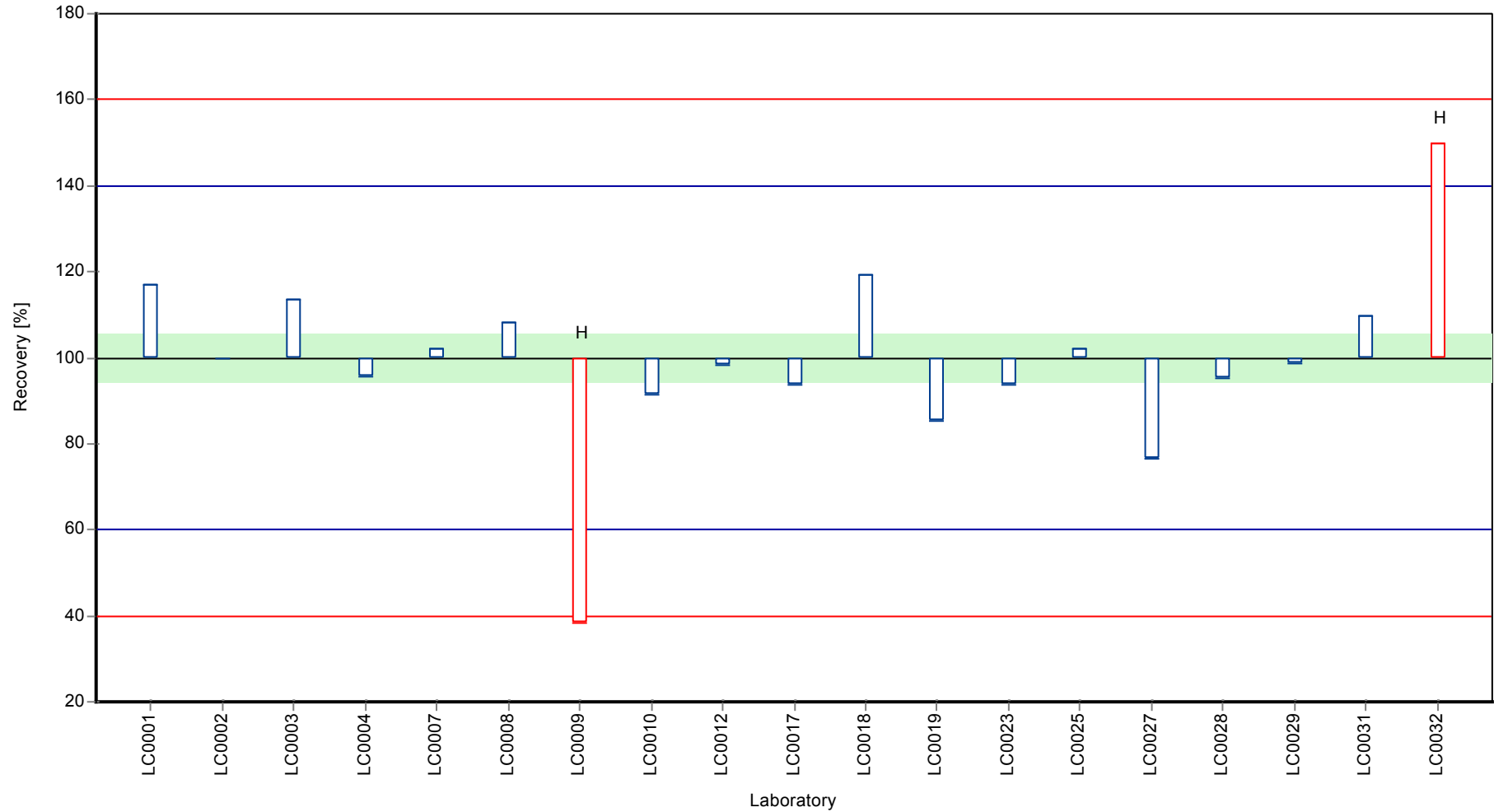
	all results	without outliers	Unit
Mean ± CI (99%)	0.201 ± 0.0299	0.203 ± 0.0164	µg/l
Minimum	0.078	0.155	µg/l
Maximum	0.304	0.242	µg/l
Standard deviation	0.0434	0.0225	µg/l
rel. standard deviation	21.5	11.1	%
n	19	17	-

Graphical presentation of results

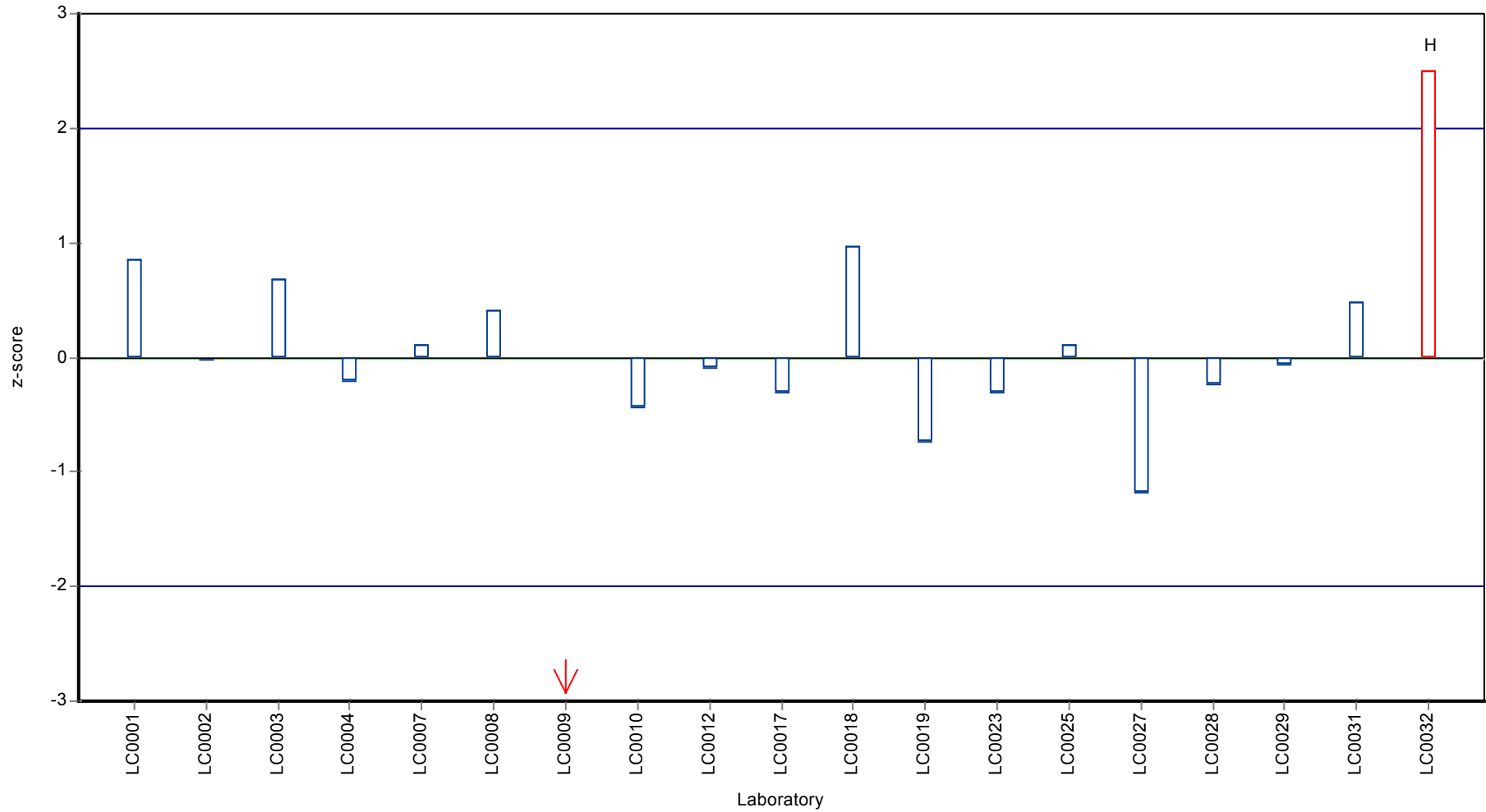
Results



Recovery rate



Z-score



Parameter oriented report

H104 A

2,4-D (2,4-Dichlorphenoxyaceticacid)

Unit	µg/l
Assigned value ± U (k=2)	0.126 ± 0.00887
Criterion	0.0201 (16 %)
Minimum - Maximum	0.078 - 0.168
Control test value ± U (k=2)	0.157 ± 0.0236

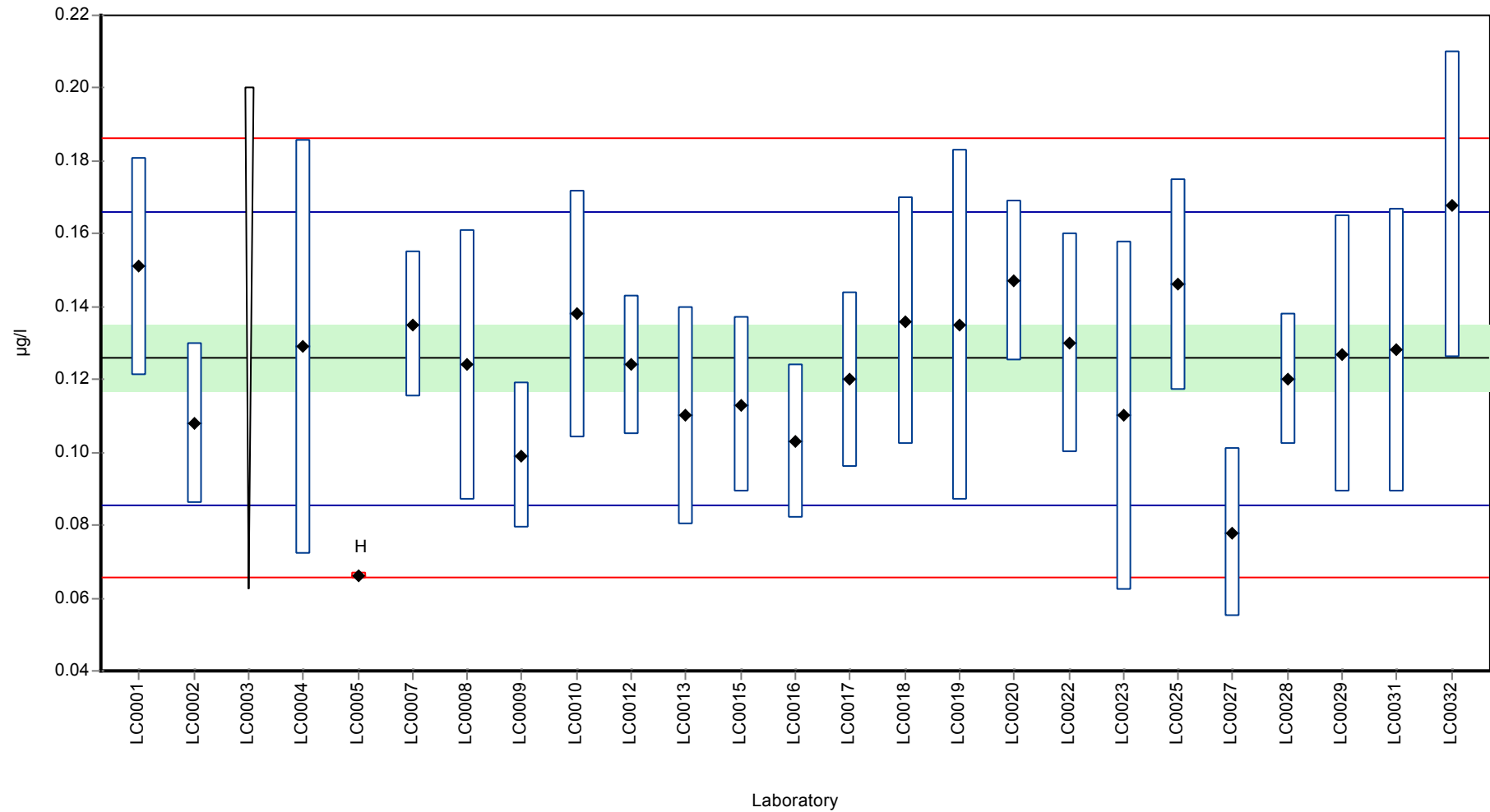
Labcode	Result	± U	Recovery [%]	z-score	Comments
LC0001	0.151	0.03	120	1.25	
LC0002	0.108	0.022	85.8	-0.89	
LC0003	< 0.2 (LOQ)	-	-	-	
LC0004	0.129	0.057	102	0.15	
LC0005	0.066	0.001	52.4	-2.97	H
LC0006	-	-	-	-	
LC0007	0.135	0.02	107	0.45	
LC0008	0.124	0.037	98.5	-0.09	
LC0009	0.099	0.02	78.6	-1.33	
LC0010	0.138	0.034	110	0.6	
LC0011	-	-	-	-	
LC0012	0.124	0.019	98.5	-0.09	
LC0013	0.11	0.03	87.4	-0.79	
LC0014	-	-	-	-	
LC0015	0.113	0.024	89.8	-0.64	
LC0016	0.103	0.021	81.8	-1.14	
LC0017	0.12	0.024	95.3	-0.29	
LC0018	0.136	0.034	108	0.5	
LC0019	0.135	0.048	107	0.45	
LC0020	0.147	0.022	117	1.05	
LC0021	-	-	-	-	
LC0022	0.13	0.03	103	0.2	
LC0023	0.11	0.048	87.4	-0.79	
LC0024	-	-	-	-	
LC0025	0.146	0.029	116	1	
LC0026	-	-	-	-	
LC0027	0.078	0.023	62	-2.38	
LC0028	0.12	0.018	95.3	-0.29	
LC0029	0.127	0.038	101	0.06	
LC0030	-	-	-	-	
LC0031	0.128	0.039	102	0.1	
LC0032	0.168	0.042	133	2.09	

Characteristics of parameter

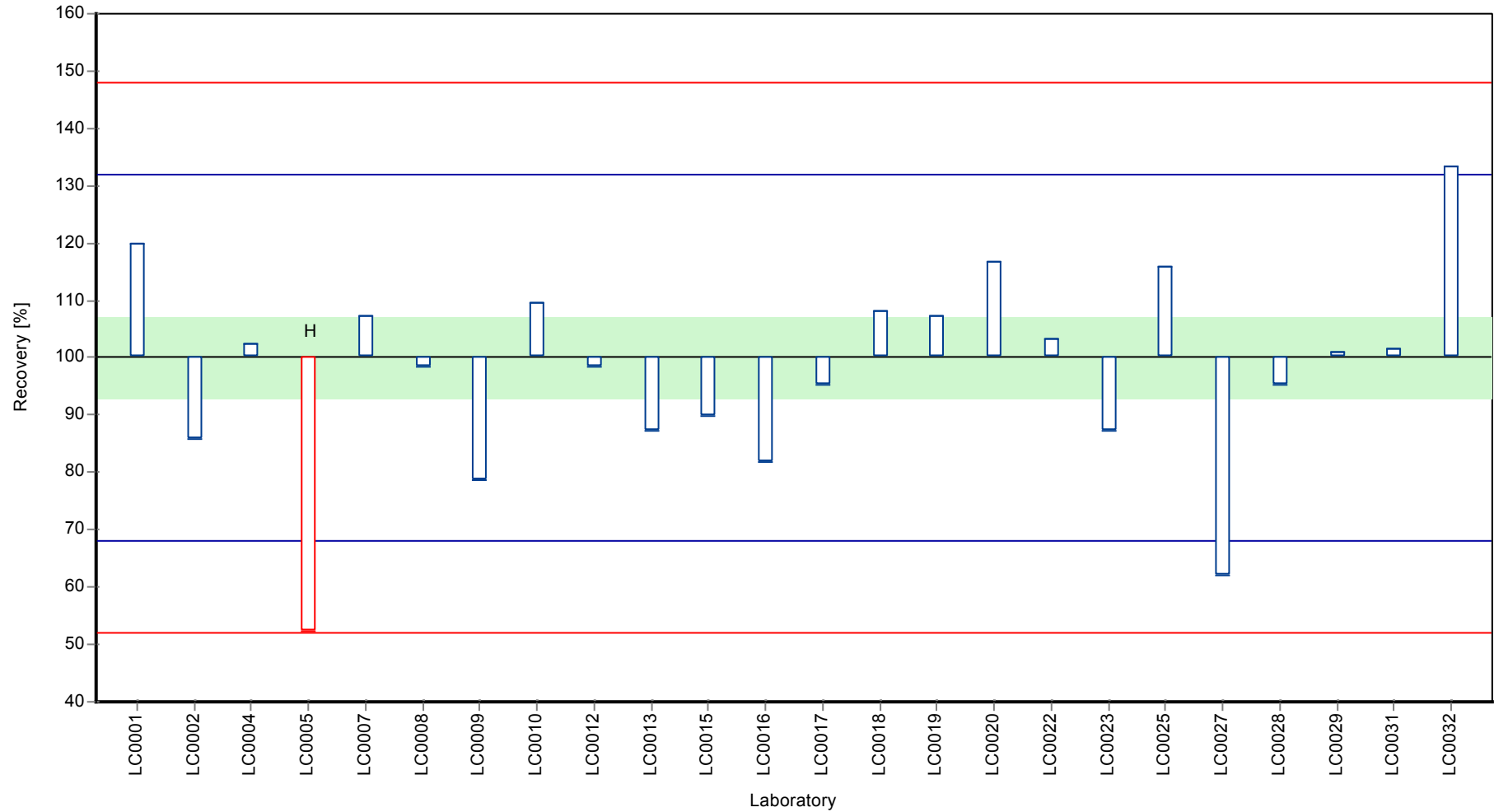
	all results	without outliers	Unit
Mean ± CI (99%)	0.123 ± 0.0138	0.125 ± 0.0121	µg/l
Minimum	0.066	0.078	µg/l
Maximum	0.168	0.168	µg/l
Standard deviation	0.0225	0.0194	µg/l
rel. standard deviation	18.3	15.5	%
n	24	23	-

Graphical presentation of results

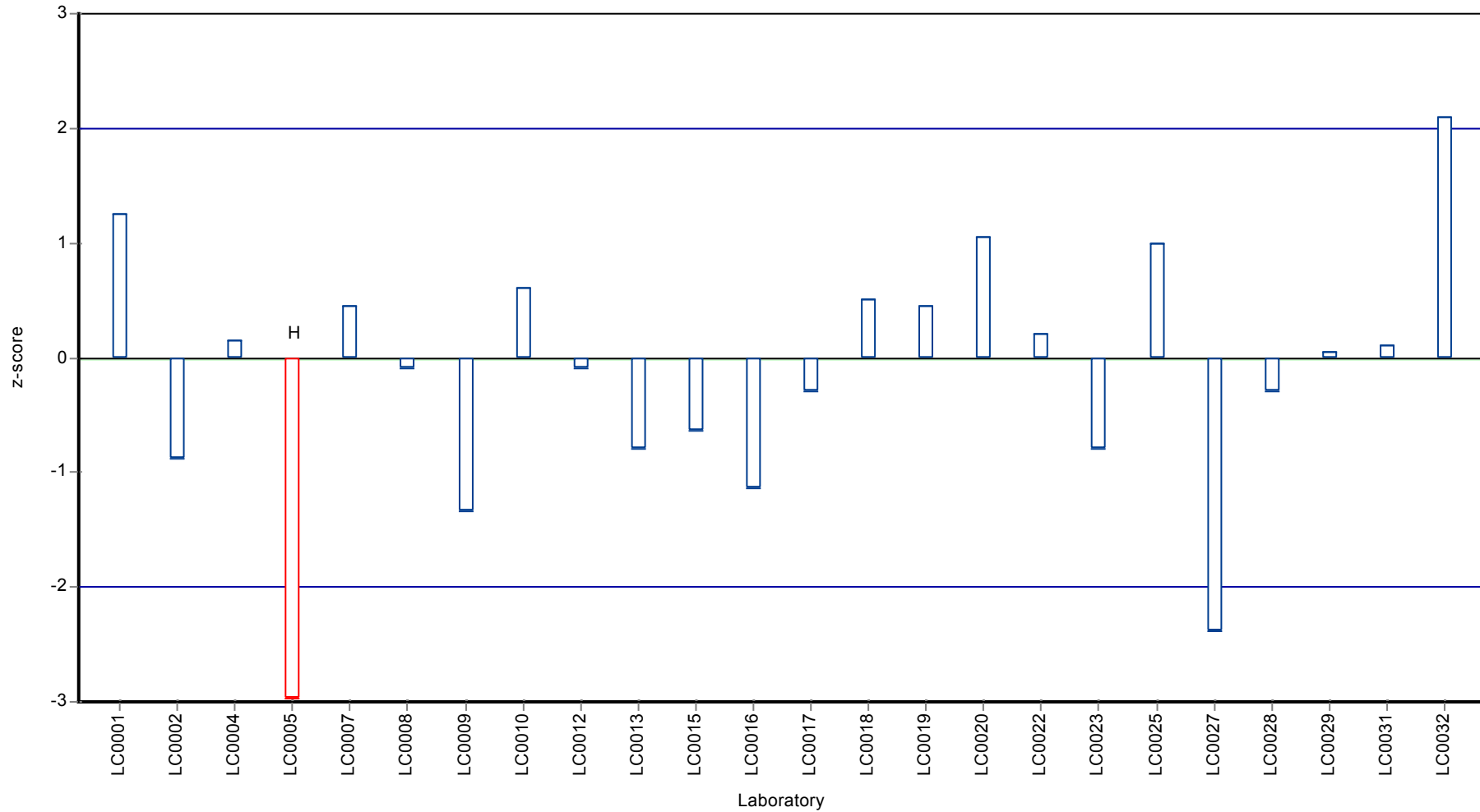
Results



Recovery rate



Z-score



Parameter oriented report

H104 B

2,4-D (2,4-Dichlorphenoxyaceticacid)

Unit	µg/l
Assigned value ± U (k=2)	0.504 ± 0.0251
Criterion	0.0806 (16 %)
Minimum - Maximum	0.42 - 0.64
Control test value ± U (k=2)	0.559 ± 0.0839

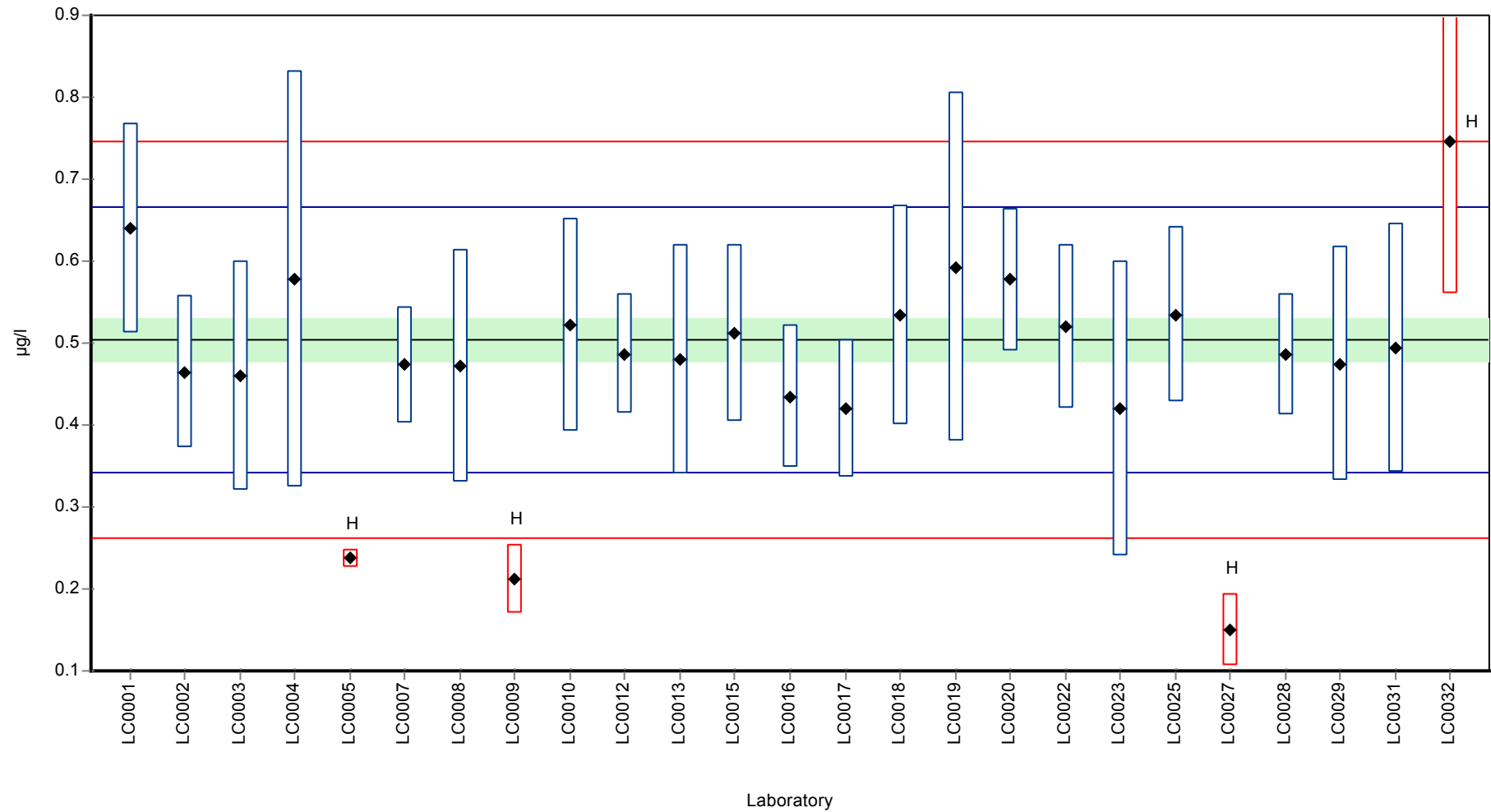
Labcode	Result	± U	Recovery [%]	z-score	Comments
LC0001	0.64	0.128	127	1.69	
LC0002	0.465	0.093	92.3	-0.48	
LC0003	0.46	0.14	91.3	-0.55	
LC0004	0.578	0.254	115	0.92	
LC0005	0.238	0.011	47.2	-3.3	H
LC0006	-	-	-	-	
LC0007	0.474	0.071	94	-0.37	
LC0008	0.473	0.142	93.8	-0.39	
LC0009	0.212	0.042	42.1	-3.62	H
LC0010	0.523	0.13	104	0.23	
LC0011	-	-	-	-	
LC0012	0.487	0.073	96.6	-0.21	
LC0013	0.48	0.14	95.2	-0.3	
LC0014	-	-	-	-	
LC0015	0.513	0.108	102	0.11	
LC0016	0.435	0.087	86.3	-0.86	
LC0017	0.42	0.084	83.3	-1.04	
LC0018	0.534	0.134	106	0.37	
LC0019	0.593	0.213	118	1.1	
LC0020	0.578	0.087	115	0.92	
LC0021	-	-	-	-	
LC0022	0.52	0.1	103	0.2	
LC0023	0.42	0.18	83.3	-1.04	
LC0024	-	-	-	-	
LC0025	0.535	0.107	106	0.38	
LC0026	-	-	-	-	
LC0027	0.15	0.045	29.8	-4.39	H
LC0028	0.487	0.074	96.6	-0.21	
LC0029	0.475	0.143	94.2	-0.36	
LC0030	-	-	-	-	
LC0031	0.495	0.152	98.2	-0.11	
LC0032	0.747	0.18675	148	3.01	H

Characteristics of parameter

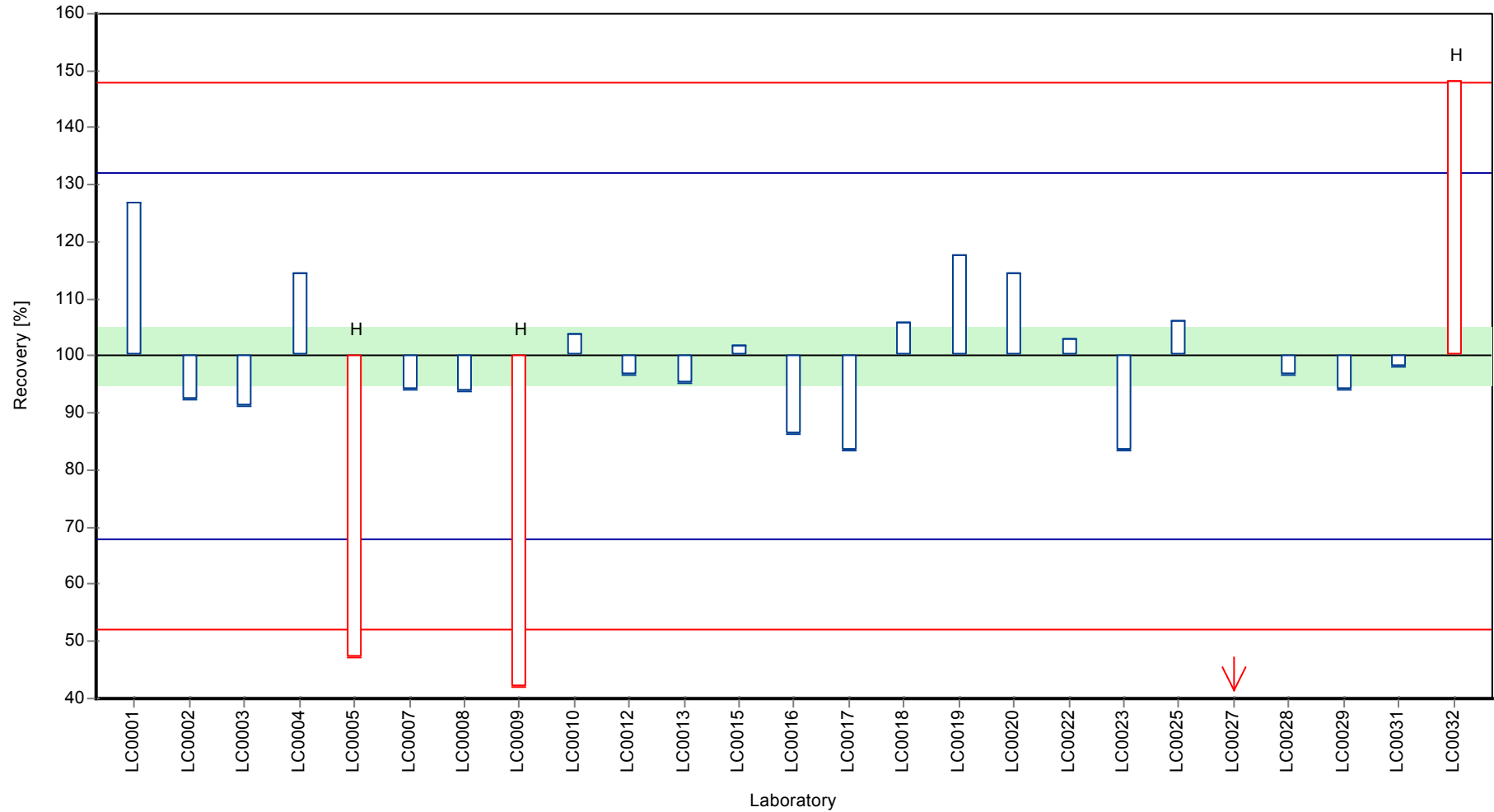
	all results	without outliers	Unit
Mean ± CI (99%)	0.477 ± 0.0764	0.504 ± 0.0377	µg/l
Minimum	0.15	0.42	µg/l
Maximum	0.747	0.64	µg/l
Standard deviation	0.127	0.0575	µg/l
rel. standard deviation	26.7	11.4	%
n	25	21	-

Graphical presentation of results

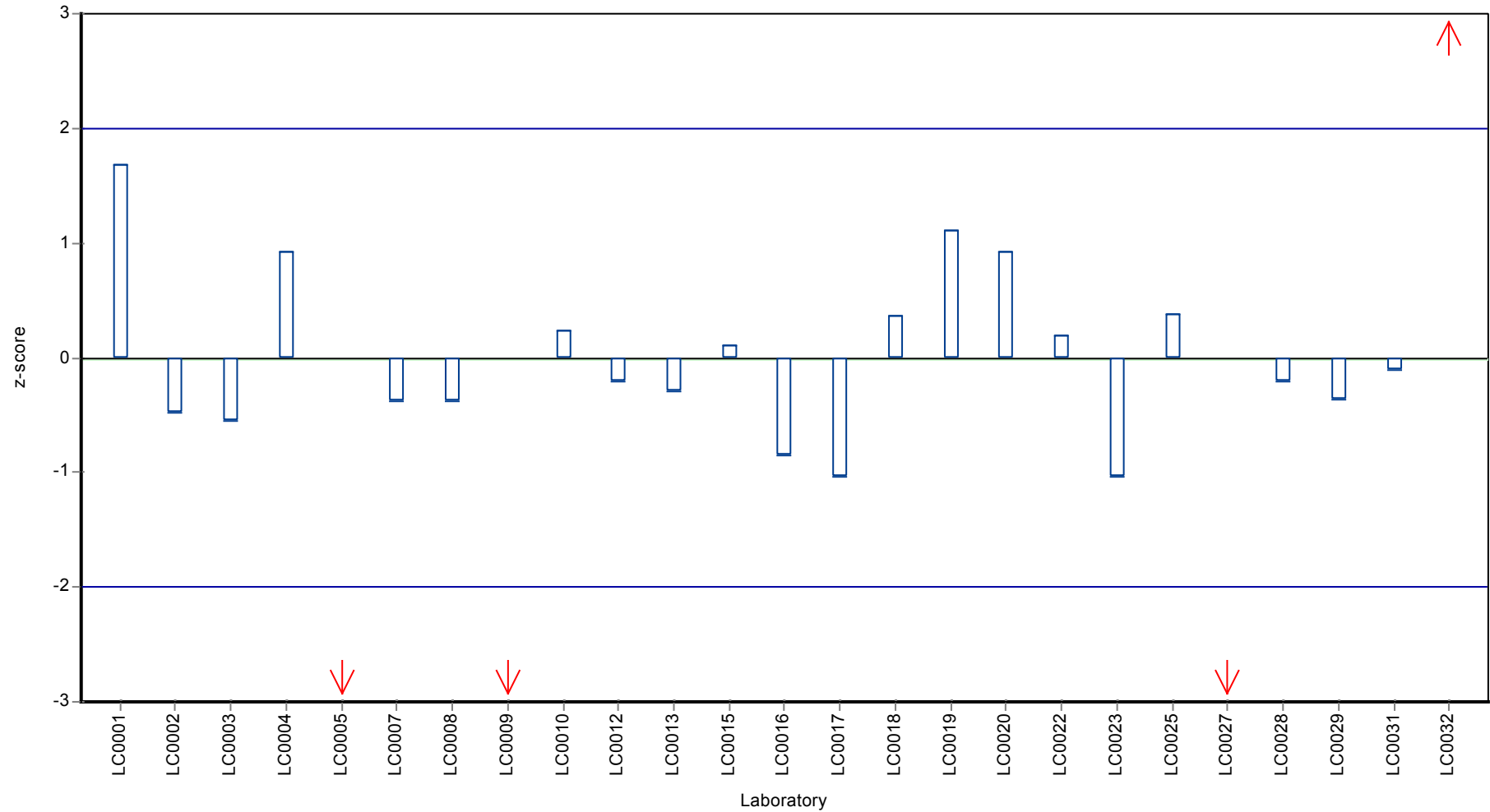
Results



Recovery rate



Z-score



Parameter oriented report

H104 A

Alachlor

Unit	µg/l
Assigned value ± U (k=2)	0.227 ± 0.0159
Criterion	0.0272 (12 %)
Minimum - Maximum	0.15 - 0.28
Control test value ± U (k=2)	0.267 ± 0.04

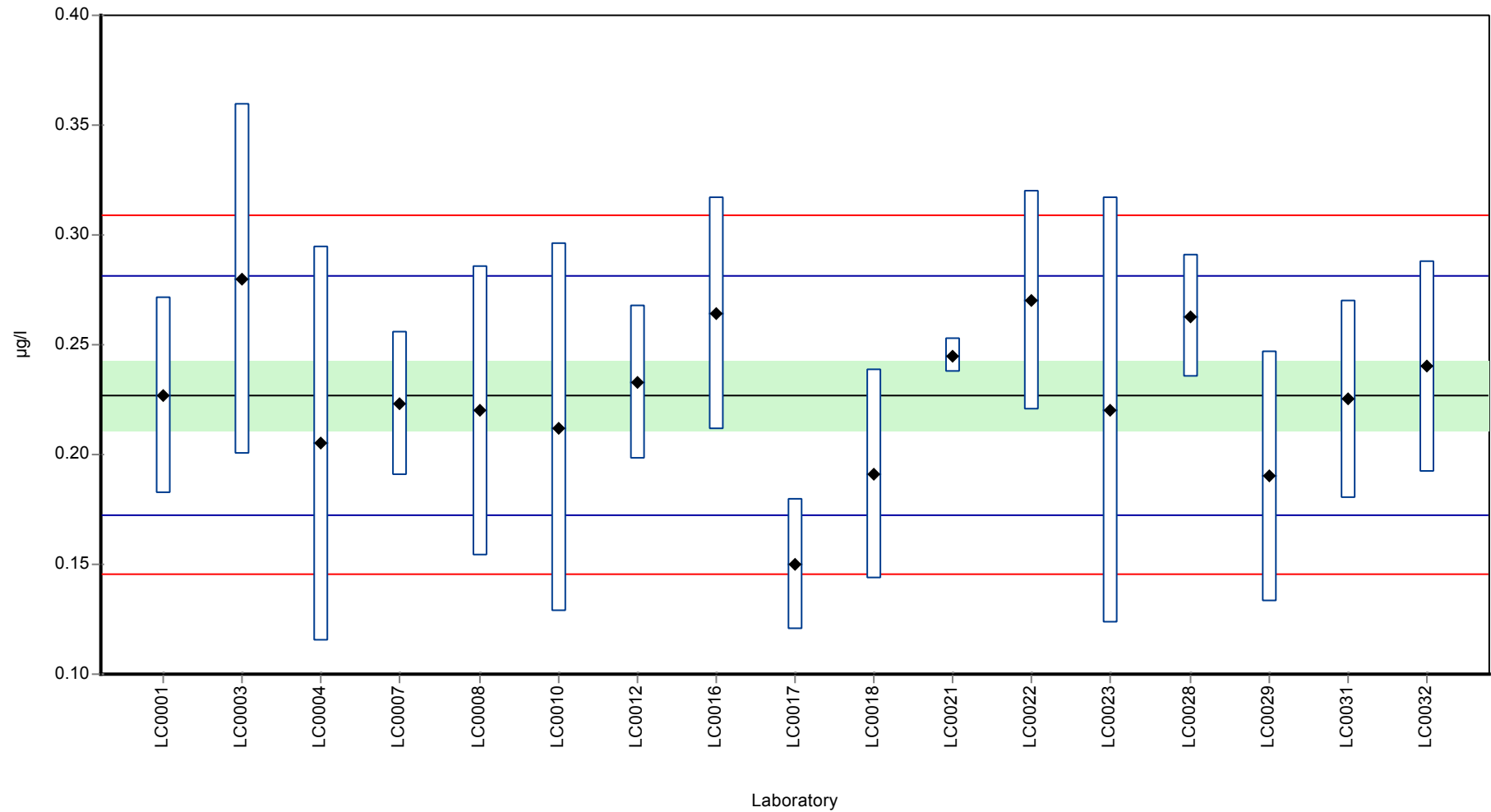
Labcode	Result	± U	Recovery [%]	z-score	Comments
LC0001	0.227	0.045	100	0.00	
LC0002	-	-	-	-	
LC0003	0.28	0.08	123	1.95	
LC0004	0.205	0.09	90.3	-0.81	
LC0005	-	-	-	-	
LC0006	-	-	-	-	
LC0007	0.223	0.033	98.3	-0.14	
LC0008	0.22	0.066	96.9	-0.26	
LC0009	-	-	-	-	
LC0010	0.212	0.084	93.4	-0.55	
LC0011	-	-	-	-	
LC0012	0.233	0.035	103	0.22	
LC0013	-	-	-	-	
LC0014	-	-	-	-	
LC0015	-	-	-	-	
LC0016	0.264	0.053	116	1.36	
LC0017	0.15	0.03	66.1	-2.83	
LC0018	0.191	0.048	84.2	-1.32	
LC0019	-	-	-	-	
LC0020	-	-	-	-	
LC0021	0.245	0.008	108	0.66	
LC0022	0.27	0.05	119	1.58	
LC0023	0.22	0.097	96.9	-0.26	
LC0024	-	-	-	-	
LC0025	-	-	-	-	
LC0026	-	-	-	-	
LC0027	-	-	-	-	
LC0028	0.263	0.028	116	1.32	
LC0029	0.19	0.057	83.7	-1.36	
LC0030	-	-	-	-	
LC0031	0.225	0.045	99.1	-0.07	
LC0032	0.24	0.048	106	0.48	

Characteristics of parameter

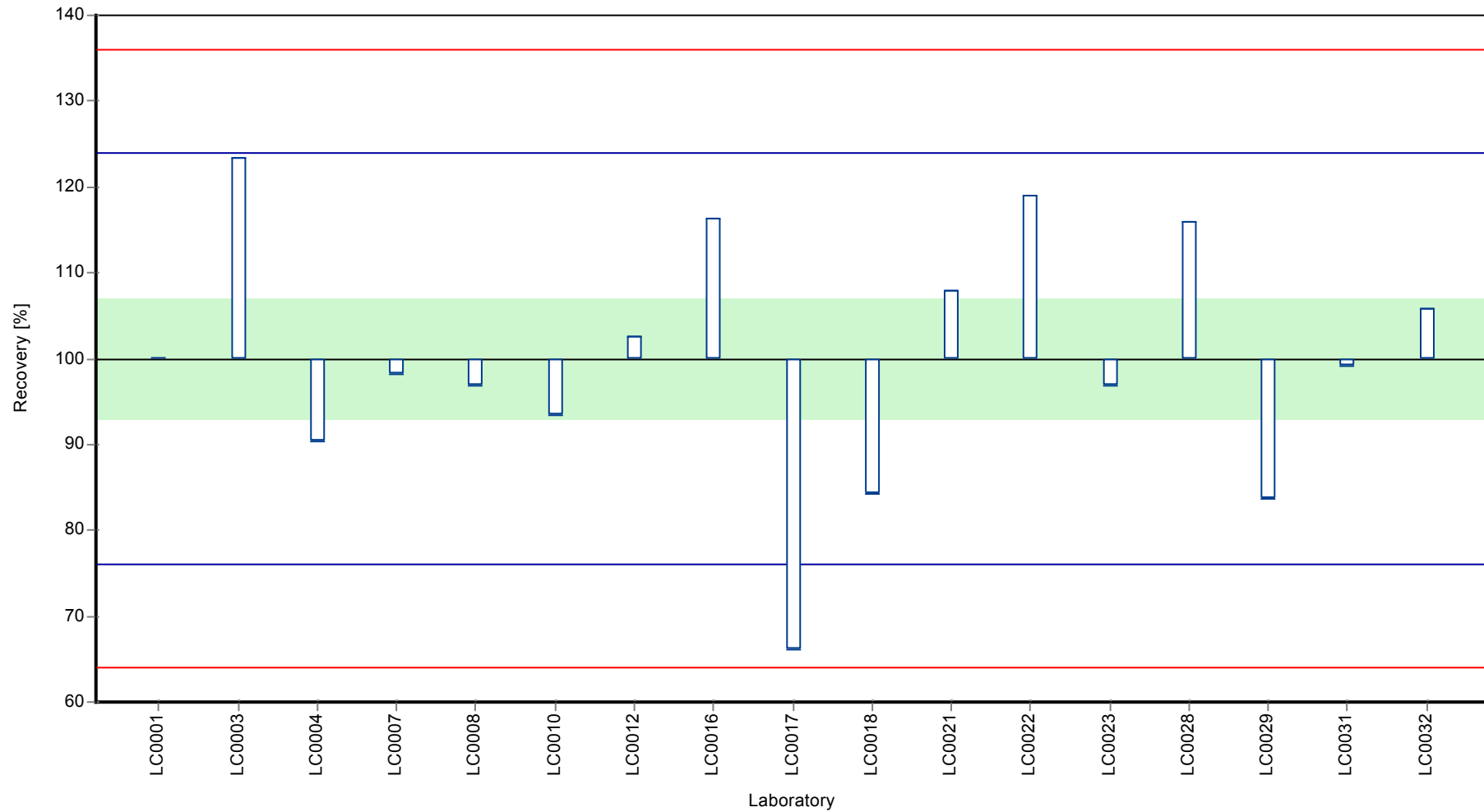
	all results	without outliers	Unit
Mean ± CI (99%)	0.227 ± 0.0239	0.227 ± 0.0239	µg/l
Minimum	0.15	0.15	µg/l
Maximum	0.28	0.28	µg/l
Standard deviation	0.0329	0.0329	µg/l
rel. standard deviation	14.5	14.5	%
n	17	17	-

Graphical presentation of results

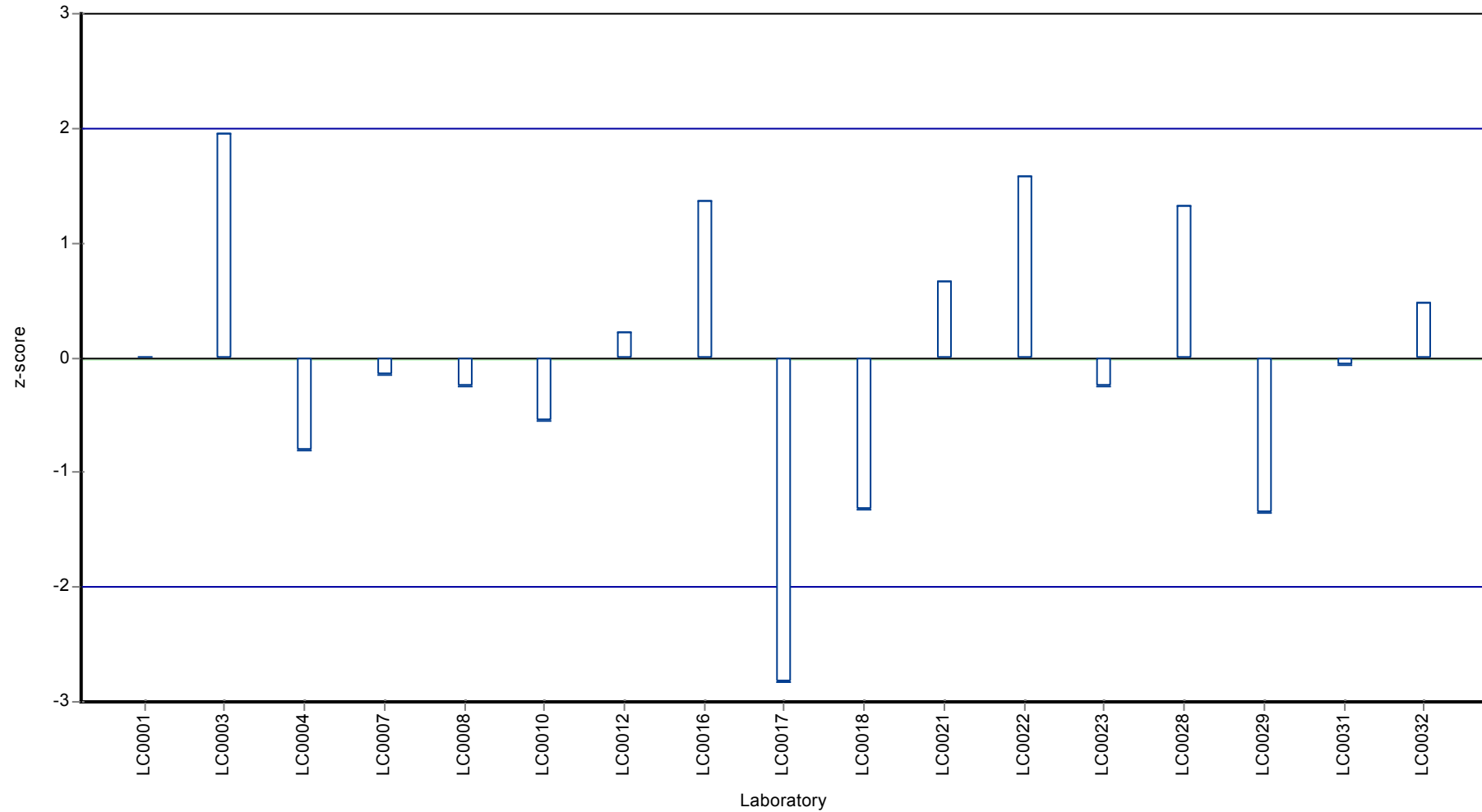
Results



Recovery rate



Z-score



Parameter oriented report

H104 B

Alachlor

Unit	µg/l
Assigned value ± U (k=2)	0.671 ± 0.0501
Criterion	0.0806 (12 %)
Minimum - Maximum	0.47 - 0.837
Control test value ± U (k=2)	0.66 ± 0.099

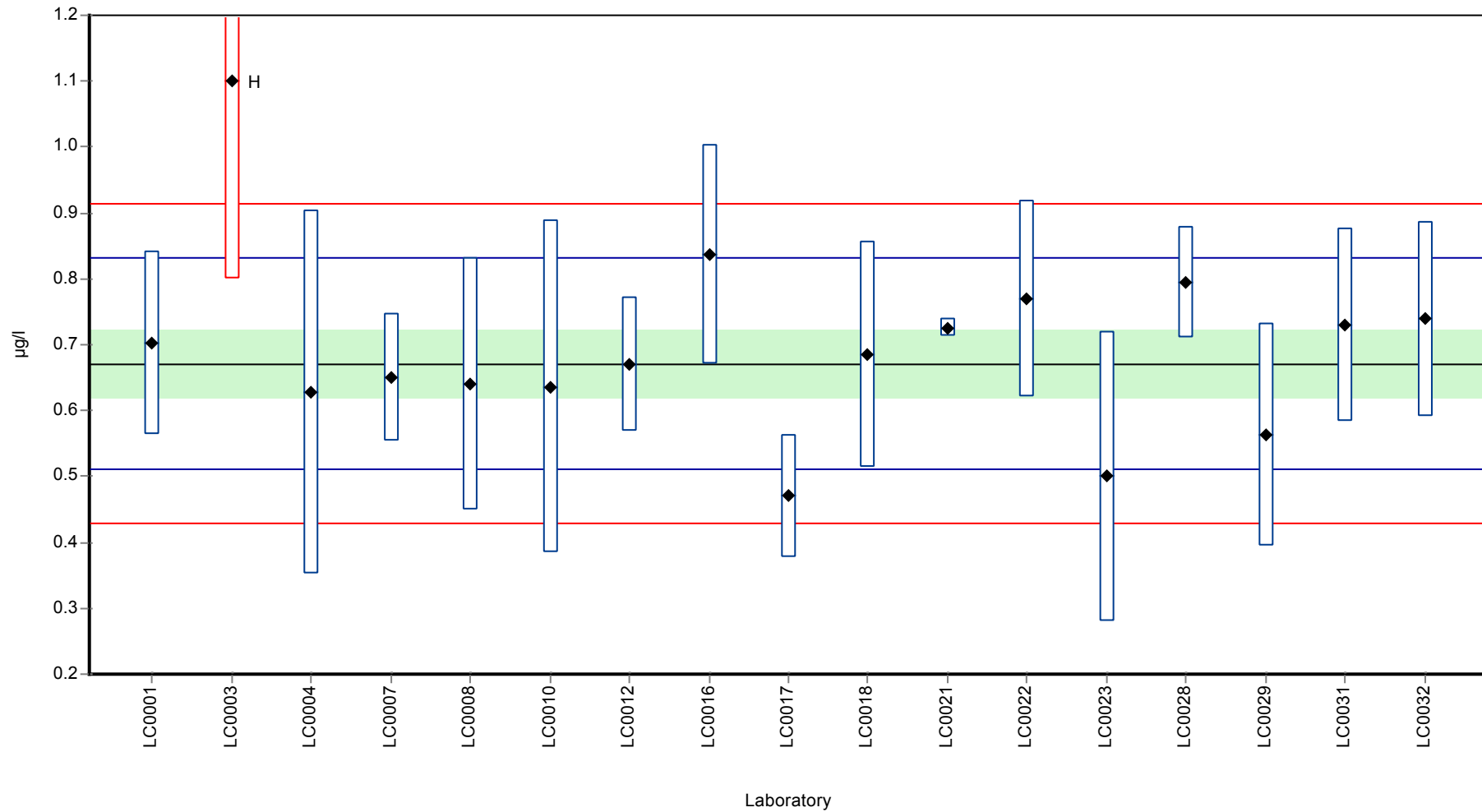
Labcode	Result	± U	Recovery [%]	z-score	Comments
LC0001	0.702	0.14	105	0.38	
LC0002	-	-	-	-	
LC0003	1.1	0.3	164	5.32	H
LC0004	0.628	0.276	93.5	-0.54	
LC0005	-	-	-	-	
LC0006	-	-	-	-	
LC0007	0.65	0.097	96.8	-0.27	
LC0008	0.64	0.192	95.3	-0.39	
LC0009	-	-	-	-	
LC0010	0.636	0.253	94.7	-0.44	
LC0011	-	-	-	-	
LC0012	0.67	0.101	99.8	-0.02	
LC0013	-	-	-	-	
LC0014	-	-	-	-	
LC0015	-	-	-	-	
LC0016	0.837	0.167	125	2.06	
LC0017	0.47	0.094	70	-2.5	
LC0018	0.685	0.171	102	0.17	
LC0019	-	-	-	-	
LC0020	-	-	-	-	
LC0021	0.726	0.013	108	0.68	
LC0022	0.77	0.15	115	1.22	
LC0023	0.5	0.22	74.5	-2.13	
LC0024	-	-	-	-	
LC0025	-	-	-	-	
LC0026	-	-	-	-	
LC0027	-	-	-	-	
LC0028	0.795	0.085	118	1.53	
LC0029	0.564	0.169	84	-1.33	
LC0030	-	-	-	-	
LC0031	0.73	0.146	109	0.73	
LC0032	0.739	0.1478	110	0.84	

Characteristics of parameter

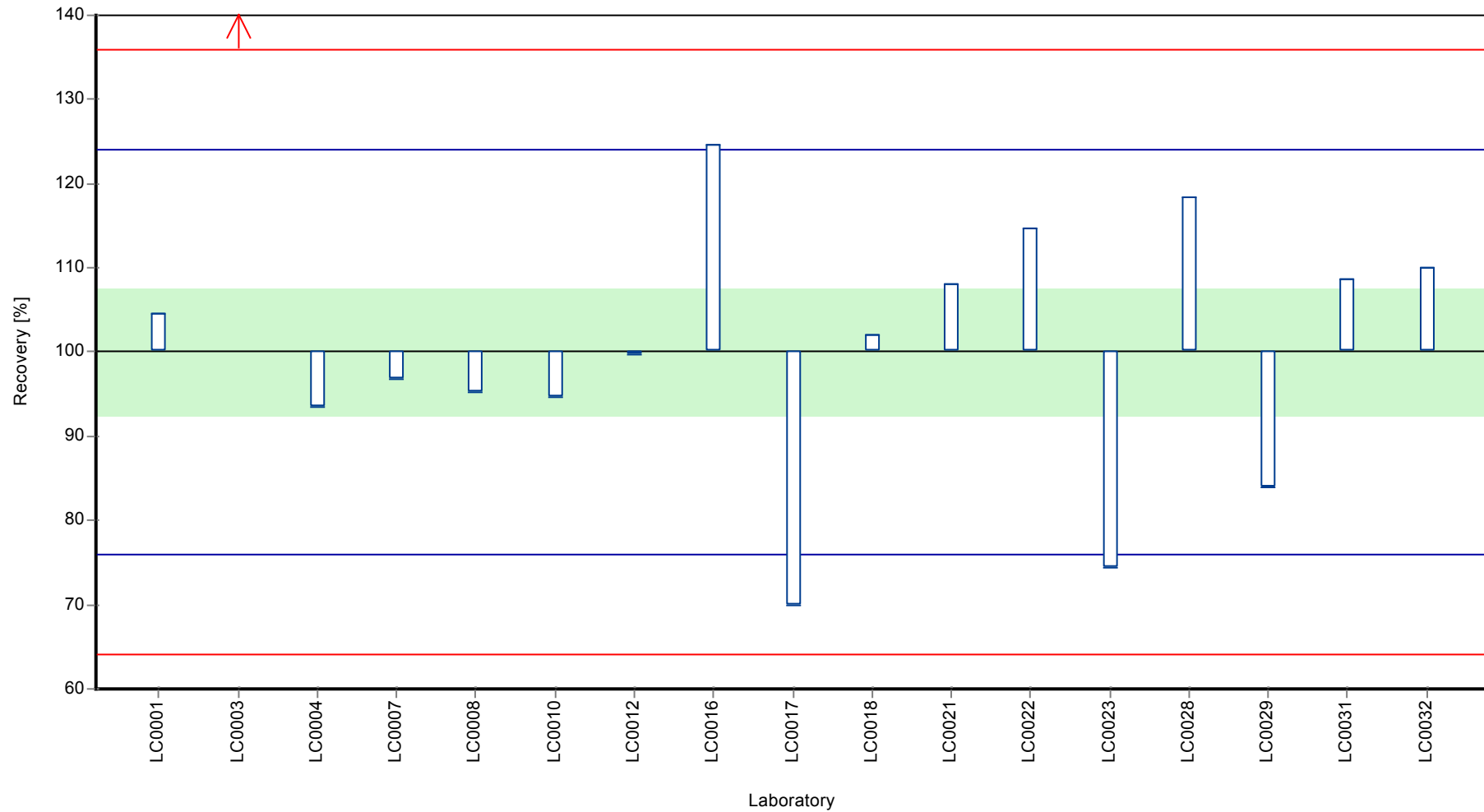
	all results	without outliers	Unit
Mean ± CI (99%)	0.697 ± 0.103	0.671 ± 0.0751	µg/l
Minimum	0.47	0.47	µg/l
Maximum	1.1	0.837	µg/l
Standard deviation	0.142	0.1	µg/l
rel. standard deviation	20.4	14.9	%
n	17	16	-

Graphical presentation of results

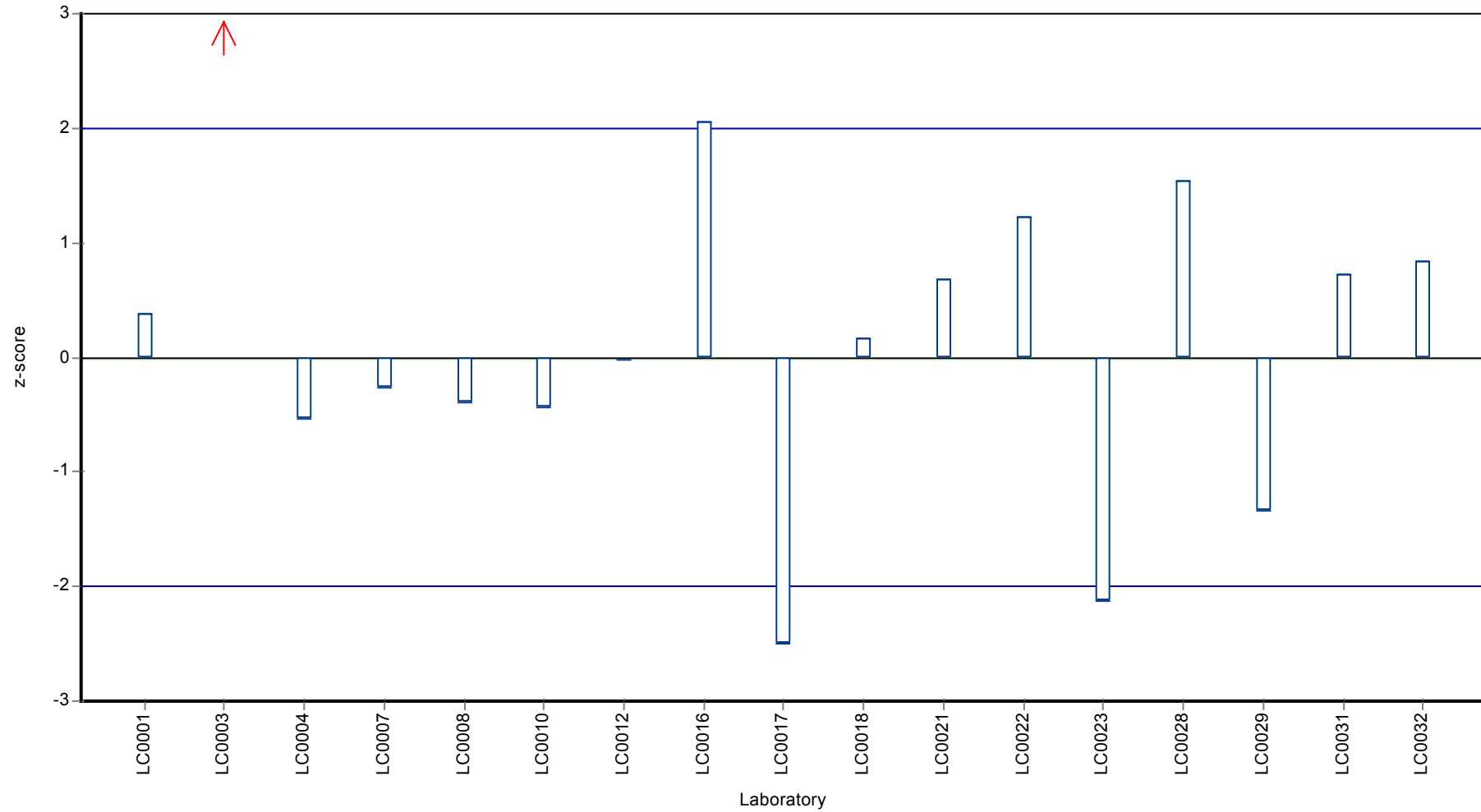
Results



Recovery rate



Z-score



Parameter oriented report

H104 A

Alachlor-t-acid (Alachlor-OA)

Unit	µg/l
Assigned value ± U (k=2)	0.842 ± 0.0513
Criterion	0.152 (18 %)
Minimum - Maximum	0.674 - 0.922
Control test value ± U (k=2)	0.952 ± 0.143

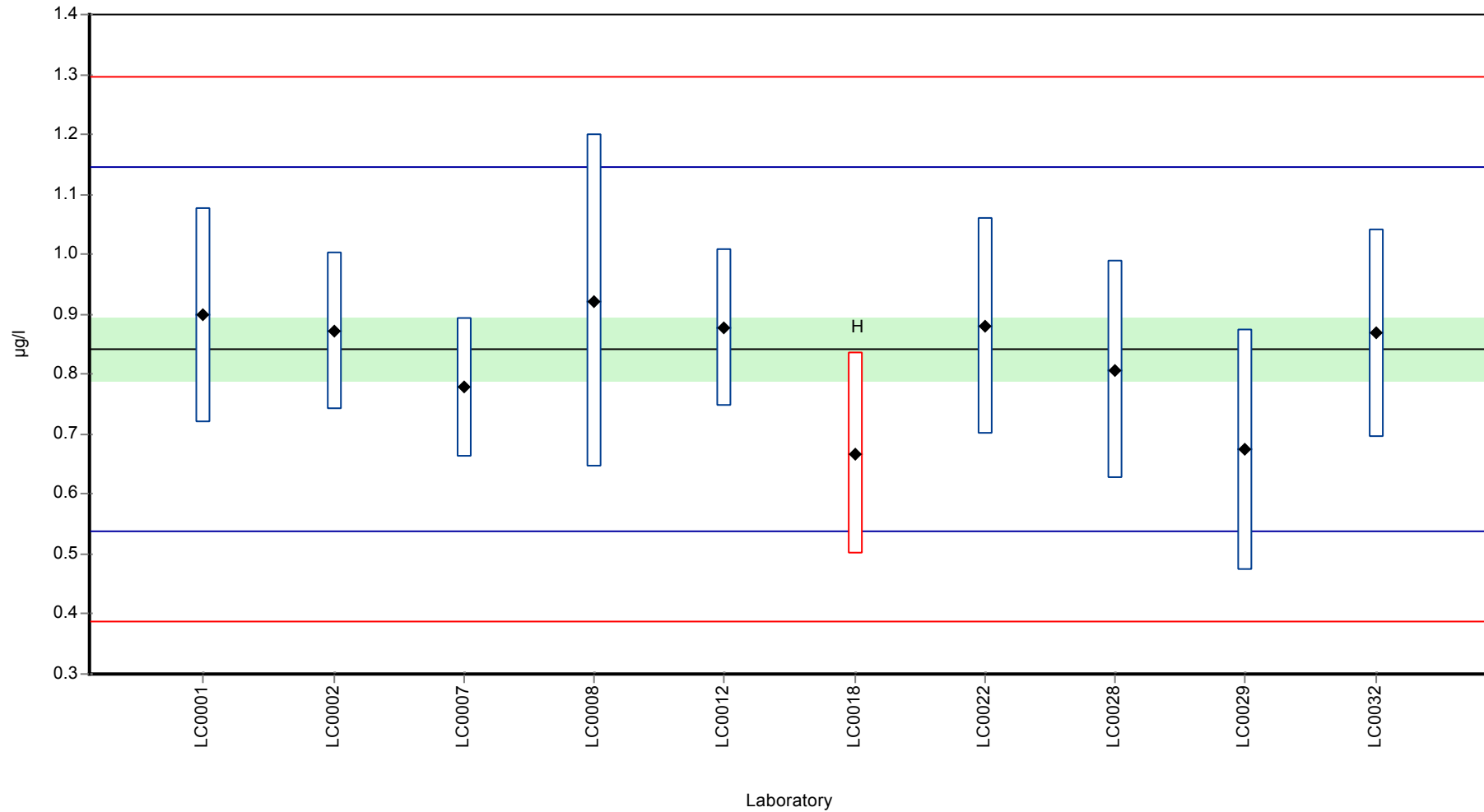
Labcode	Result	± U	Recovery [%]	z-score	Comments
LC0001	0.898	0.18	107	0.37	
LC0002	0.872	0.131	104	0.2	
LC0003	-	-	-	-	
LC0004	-	-	-	-	
LC0005	-	-	-	-	
LC0006	-	-	-	-	
LC0007	0.778	0.117	92.4	-0.42	
LC0008	0.922	0.277	110	0.53	
LC0009	-	-	-	-	
LC0010	-	-	-	-	
LC0011	-	-	-	-	
LC0012	0.878	0.132	104	0.24	
LC0013	-	-	-	-	
LC0014	-	-	-	-	
LC0015	-	-	-	-	
LC0016	-	-	-	-	
LC0017	-	-	-	-	
LC0018	0.668	0.167	79.3	-1.15	H
LC0019	-	-	-	-	
LC0020	-	-	-	-	
LC0021	-	-	-	-	
LC0022	0.88	0.18	105	0.25	
LC0023	-	-	-	-	
LC0024	-	-	-	-	
LC0025	-	-	-	-	
LC0026	-	-	-	-	
LC0027	-	-	-	-	
LC0028	0.807	0.182	95.9	-0.23	
LC0029	0.674	0.202	80.1	-1.11	
LC0030	-	-	-	-	
LC0031	-	-	-	-	
LC0032	0.868	0.1736	103	0.17	

Characteristics of parameter

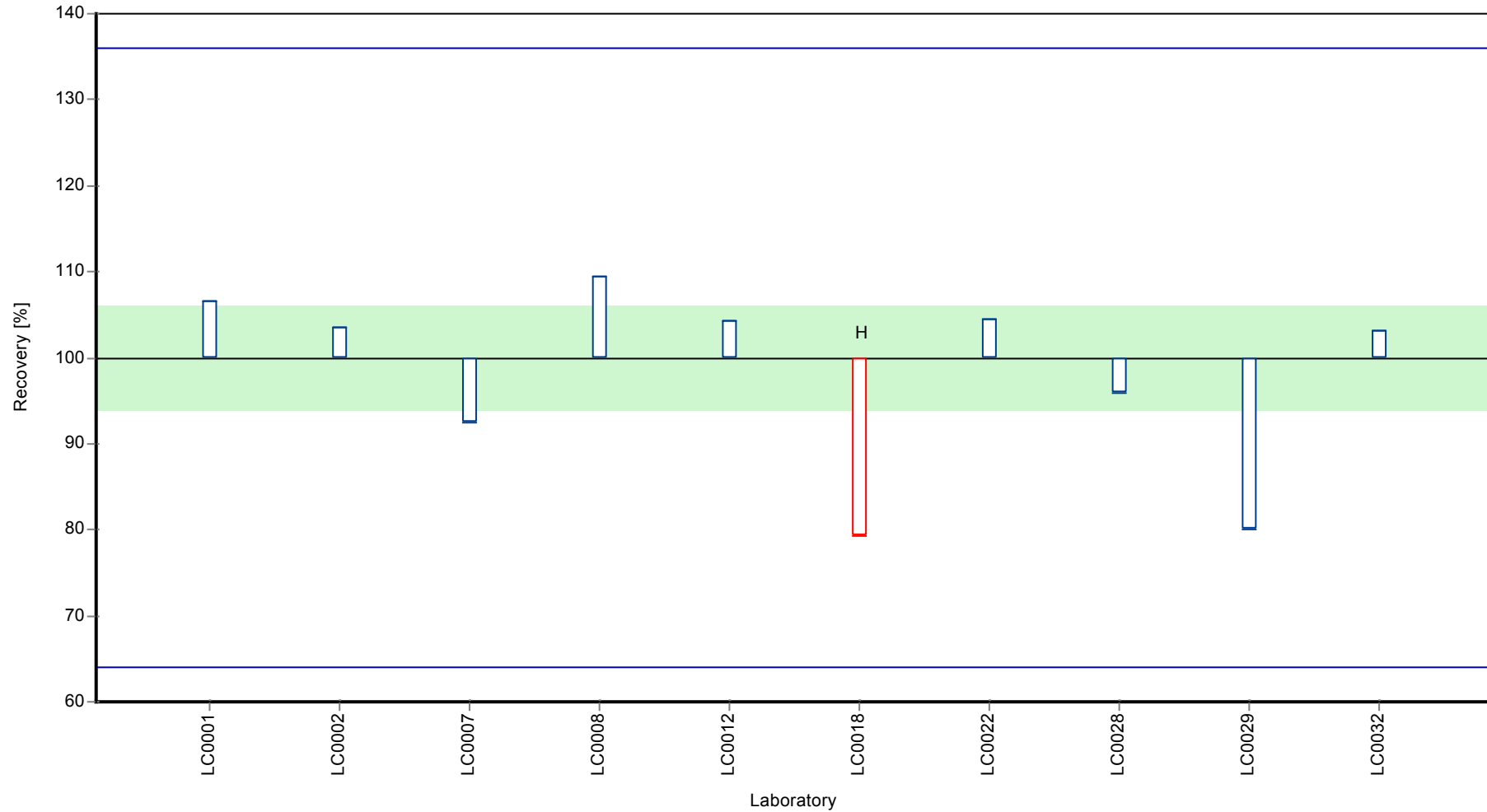
	all results	without outliers	Unit
Mean ± CI (99%)	0.825 ± 0.0864	0.842 ± 0.077	µg/l
Minimum	0.668	0.674	µg/l
Maximum	0.922	0.922	µg/l
Standard deviation	0.0911	0.077	µg/l
rel. standard deviation	11	9.14	%
n	10	9	-

Graphical presentation of results

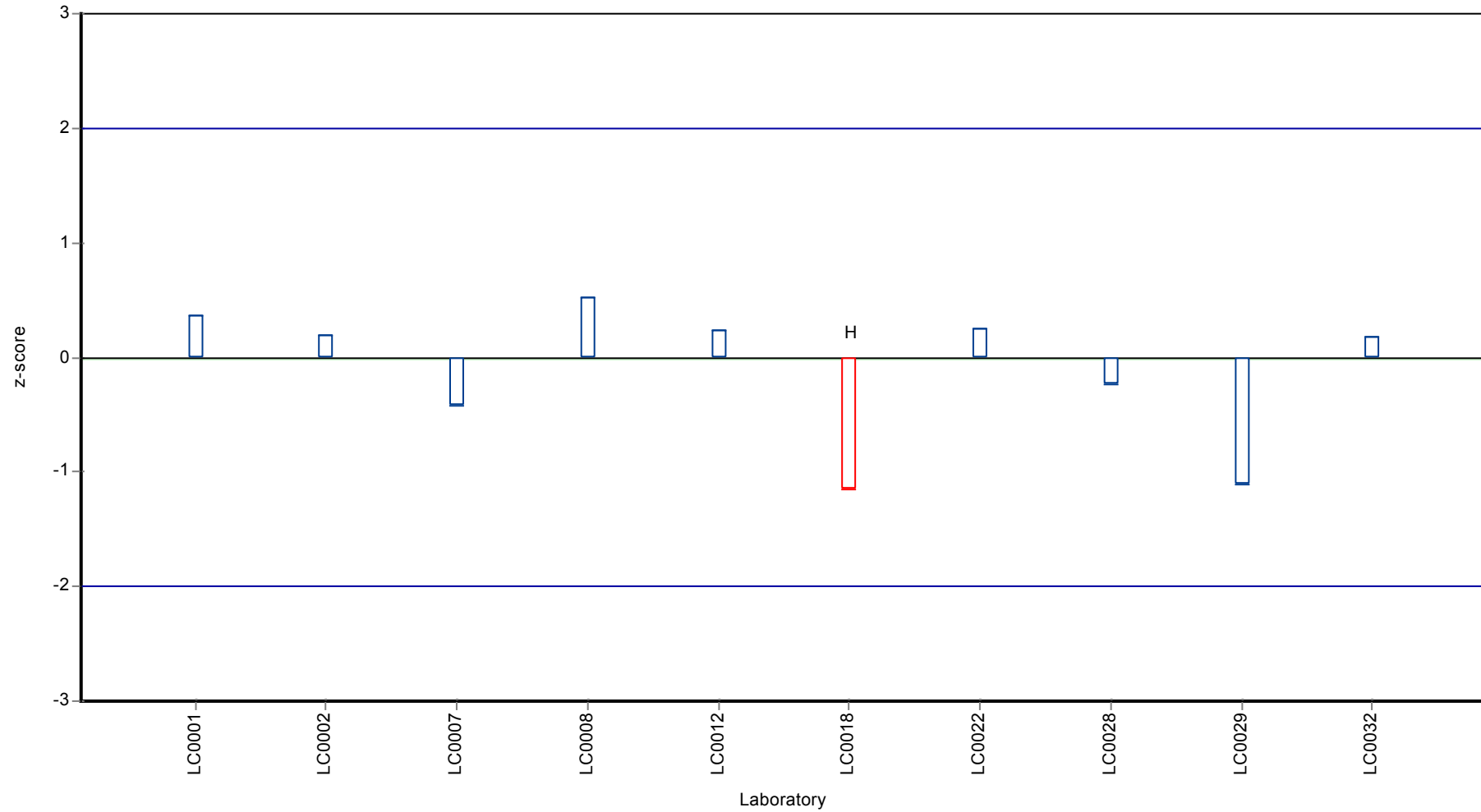
Results



Recovery rate



Z-score



Parameter oriented report

H104 B

Alachlor-t-acid (Alachlor-OA)

Unit	µg/l
Assigned value ± U (k=2)	0.187 ± 0.00787
Criterion	0.0337 (18 %)
Minimum - Maximum	0.168 - 0.203
Control test value ± U (k=2)	0.208 ± 0.0312

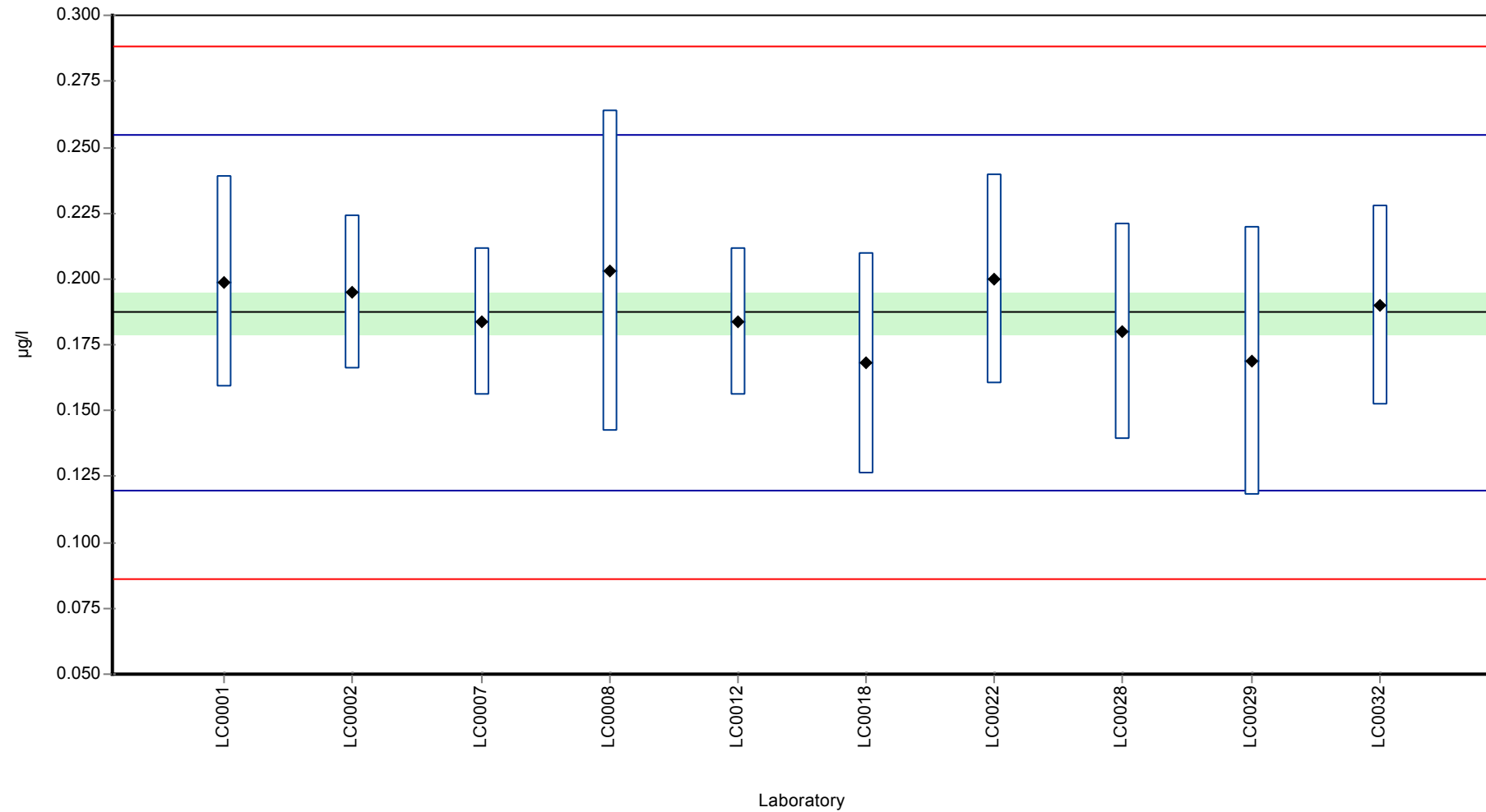
Labcode	Result	± U	Recovery [%]	z-score	Comments
LC0001	0.199	0.04	106	0.35	
LC0002	0.195	0.029	104	0.23	
LC0003	-	-	-	-	
LC0004	-	-	-	-	
LC0005	-	-	-	-	
LC0006	-	-	-	-	
LC0007	0.184	0.028	98.3	-0.1	
LC0008	0.203	0.061	108	0.47	
LC0009	-	-	-	-	
LC0010	-	-	-	-	
LC0011	-	-	-	-	
LC0012	0.184	0.028	98.3	-0.1	
LC0013	-	-	-	-	
LC0014	-	-	-	-	
LC0015	-	-	-	-	
LC0016	-	-	-	-	
LC0017	-	-	-	-	
LC0018	0.168	0.042	89.7	-0.57	
LC0019	-	-	-	-	
LC0020	-	-	-	-	
LC0021	-	-	-	-	
LC0022	0.2	0.04	107	0.38	
LC0023	-	-	-	-	
LC0024	-	-	-	-	
LC0025	-	-	-	-	
LC0026	-	-	-	-	
LC0027	-	-	-	-	
LC0028	0.18	0.041	96.2	-0.21	
LC0029	0.169	0.051	90.3	-0.54	
LC0030	-	-	-	-	
LC0031	-	-	-	-	
LC0032	0.19	0.038	101	0.08	

Characteristics of parameter

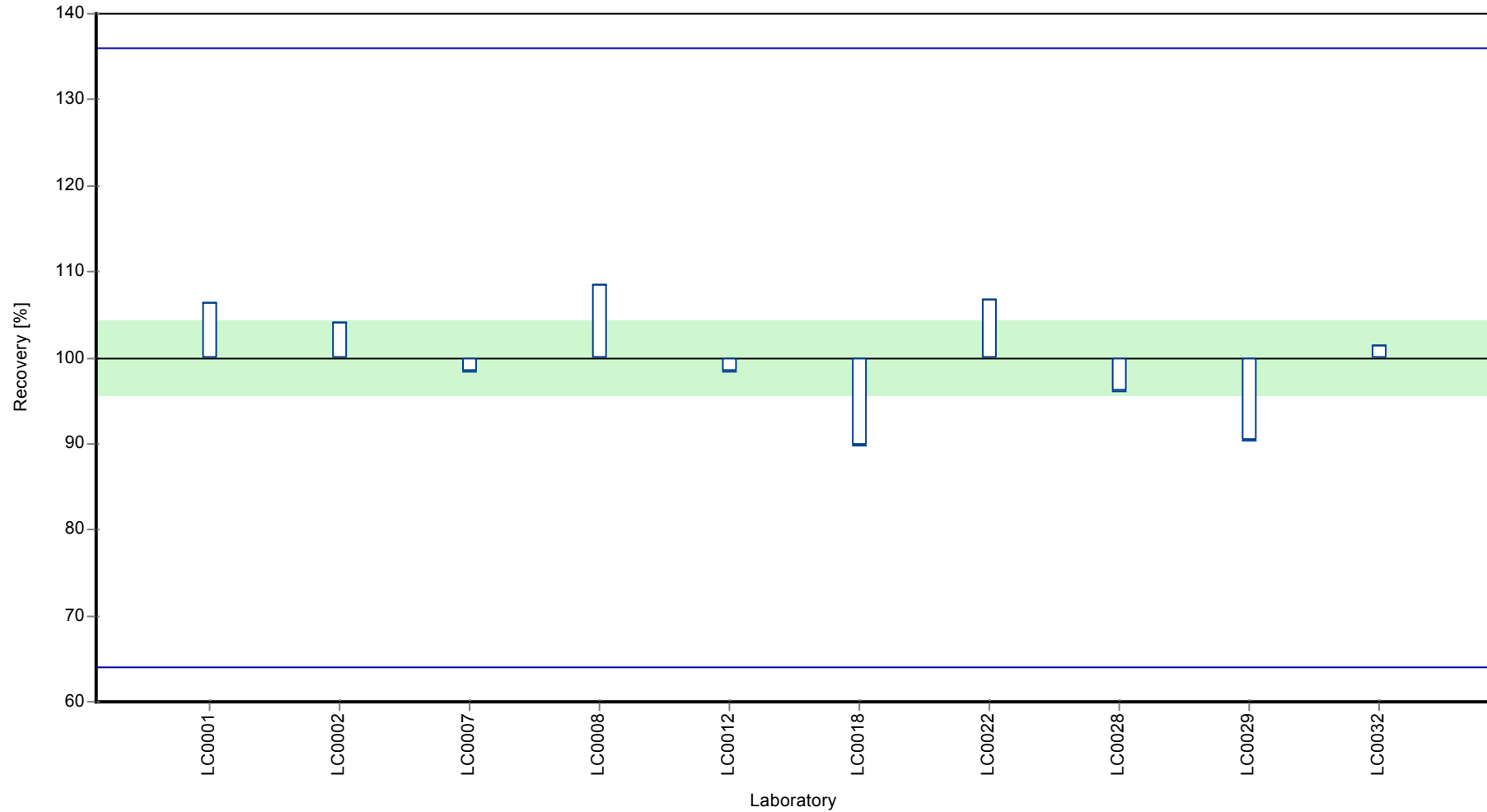
	all results	without outliers	Unit
Mean ± CI (99%)	0.187 ± 0.0118	0.187 ± 0.0118	µg/l
Minimum	0.168	0.168	µg/l
Maximum	0.203	0.203	µg/l
Standard deviation	0.0124	0.0124	µg/l
rel. standard deviation	6.65	6.65	%
n	10	10	-

Graphical presentation of results

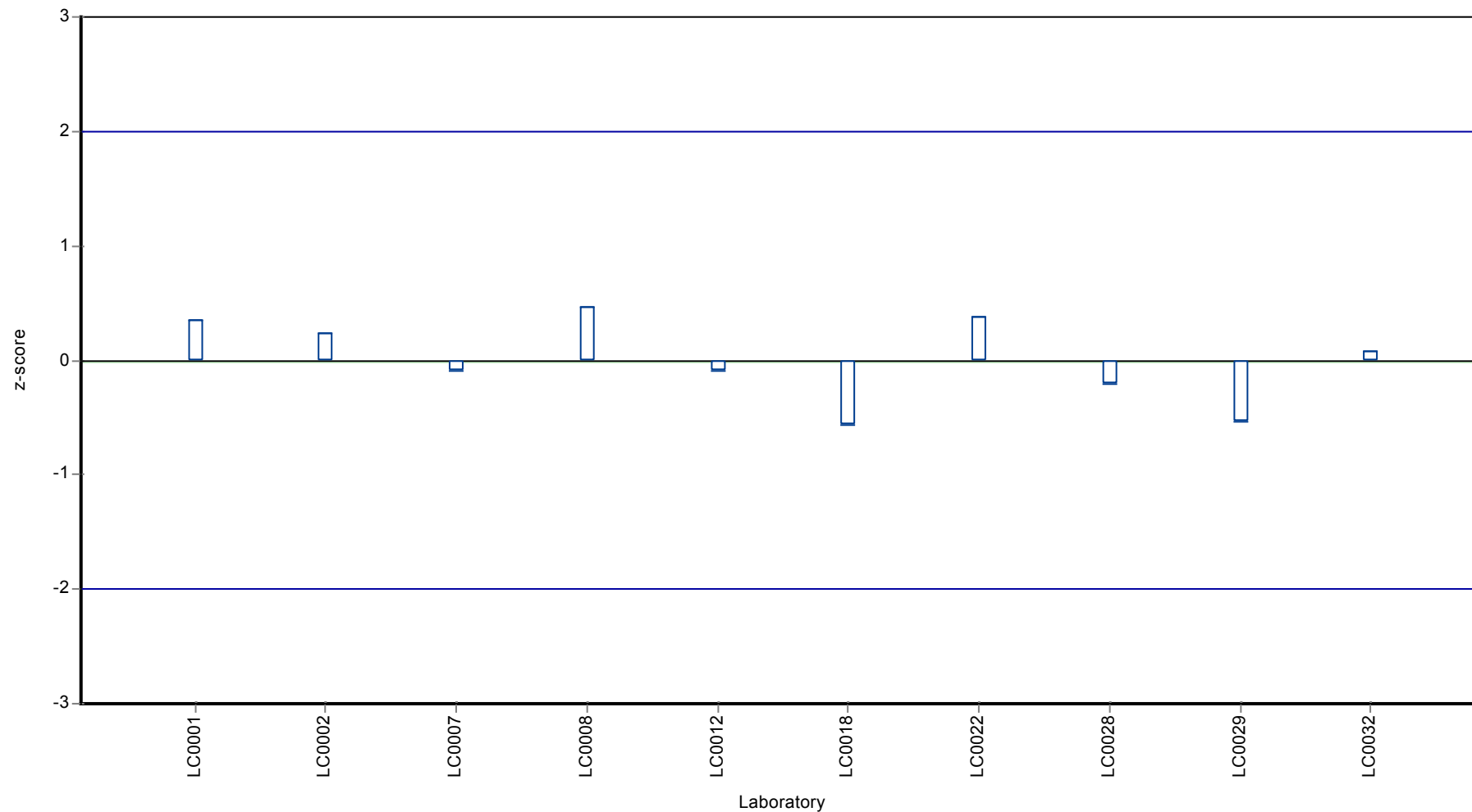
Results



Recovery rate



Z-score



Parameter oriented report

H104 A

Alachlor-t-sulfonic acid (Alachlor-ESA)

Unit	µg/l
Assigned value ± U (k=2)	0.146 ± 0.0128
Criterion	0.0262 (18 %)
Minimum - Maximum	0.114 - 0.168
Control test value ± U (k=2)	0.187 ± 0.0281

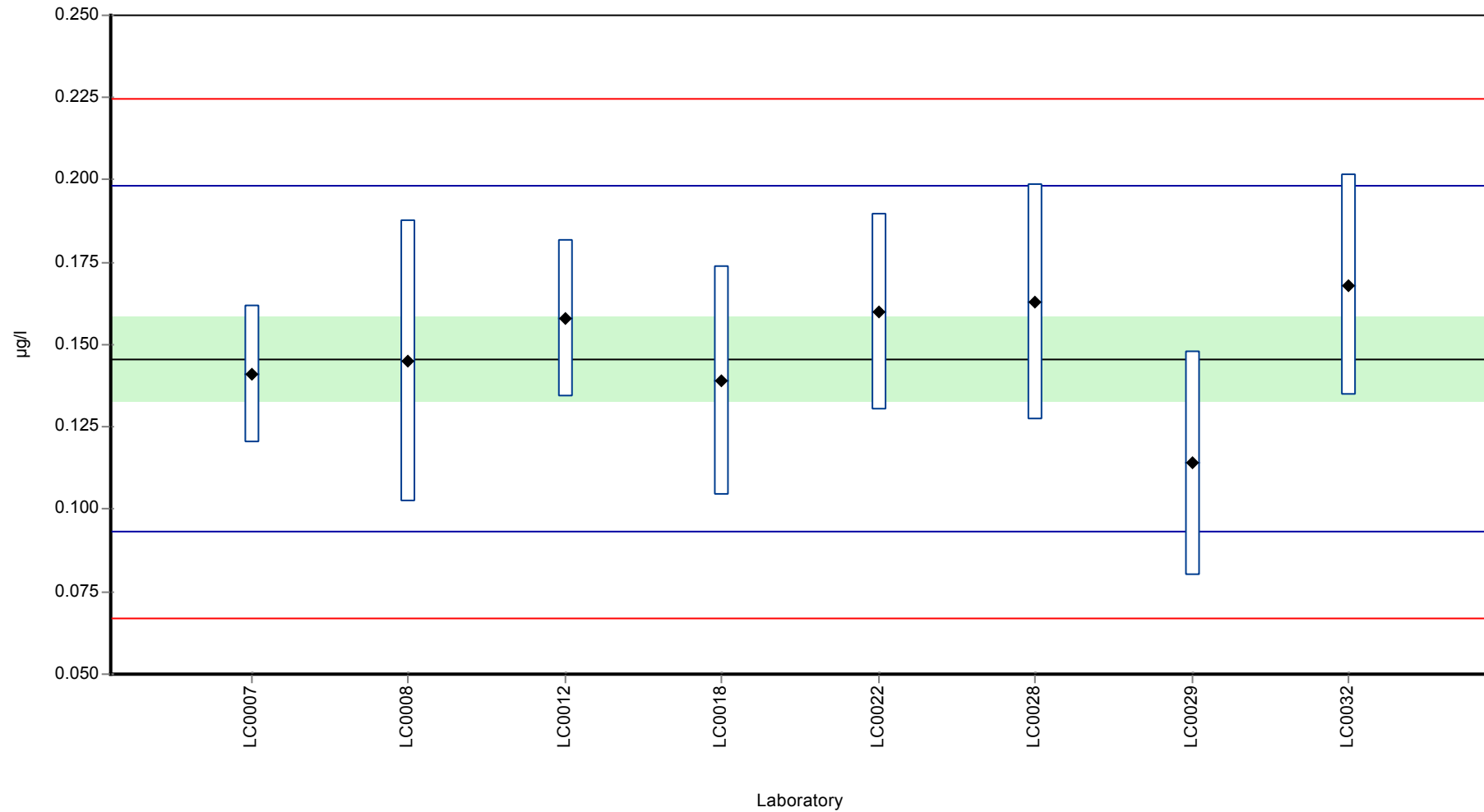
Labcode	Result	± U	Recovery [%]	z-score	Comments
LC0001	-	-	-	-	
LC0002	-	-	-	-	
LC0003	-	-	-	-	
LC0004	-	-	-	-	
LC0005	-	-	-	-	
LC0006	-	-	-	-	
LC0007	0.141	0.021	96.8	-0.18	
LC0008	0.145	0.043	99.5	-0.03	
LC0009	-	-	-	-	
LC0010	-	-	-	-	
LC0011	-	-	-	-	
LC0012	0.158	0.024	108	0.47	
LC0013	-	-	-	-	
LC0014	-	-	-	-	
LC0015	-	-	-	-	
LC0016	-	-	-	-	
LC0017	-	-	-	-	
LC0018	0.139	0.035	95.4	-0.26	
LC0019	-	-	-	-	
LC0020	-	-	-	-	
LC0021	-	-	-	-	
LC0022	0.16	0.03	110	0.55	
LC0023	-	-	-	-	
LC0024	-	-	-	-	
LC0025	-	-	-	-	
LC0026	-	-	-	-	
LC0027	-	-	-	-	
LC0028	0.163	0.036	112	0.66	
LC0029	0.114	0.034	78.2	-1.21	
LC0030	-	-	-	-	
LC0031	-	-	-	-	
LC0032	0.168	0.0336	115	0.85	

Characteristics of parameter

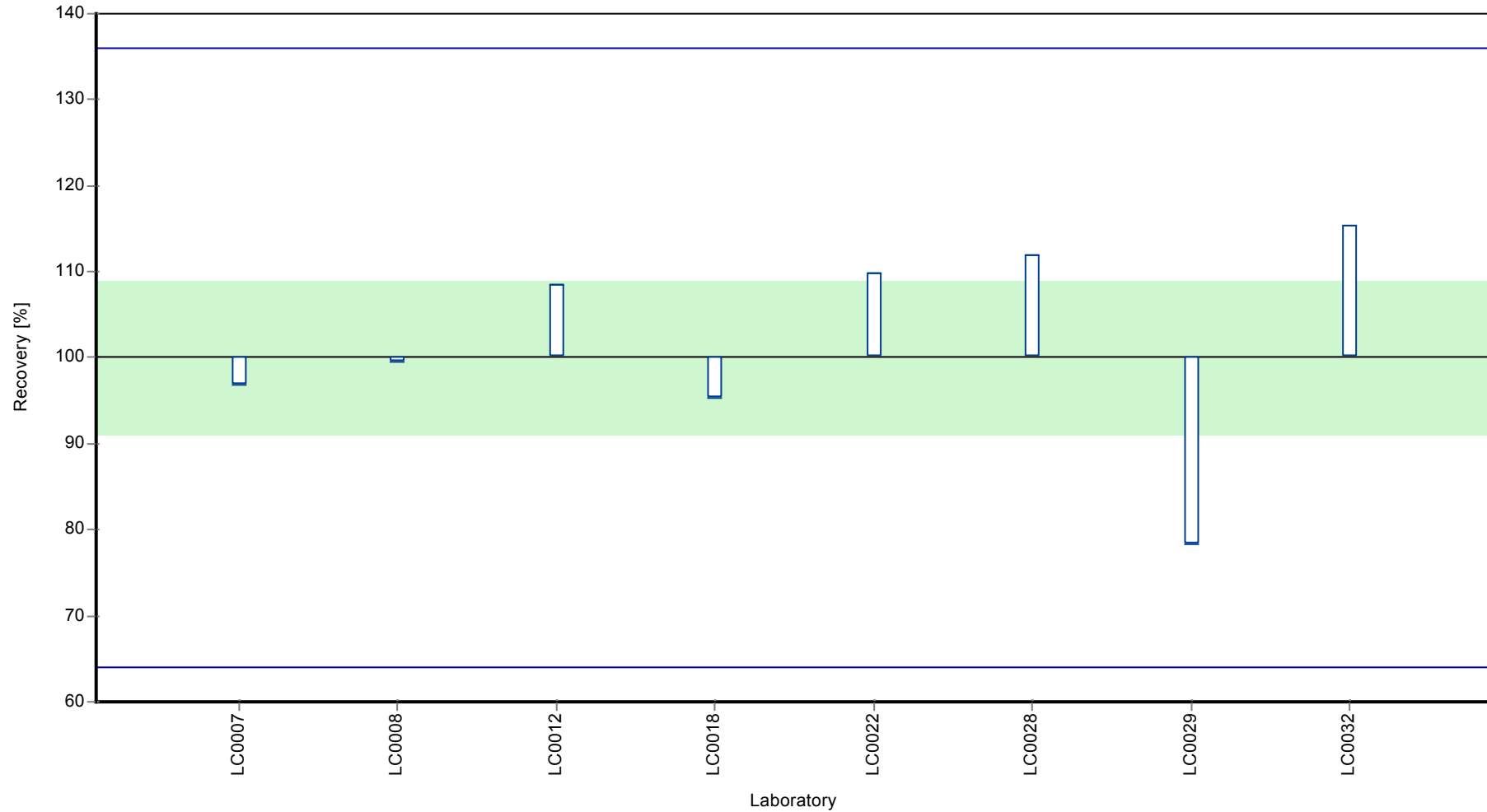
	all results	without outliers	Unit
Mean ± CI (99%)	0.148 ± 0.0186	0.149 ± 0.0186	µg/l
Minimum	0.114	0.114	µg/l
Maximum	0.168	0.168	µg/l
Standard deviation	0.0176	0.0176	µg/l
rel. standard deviation	11.8	11.8	%
n	8	8	-

Graphical presentation of results

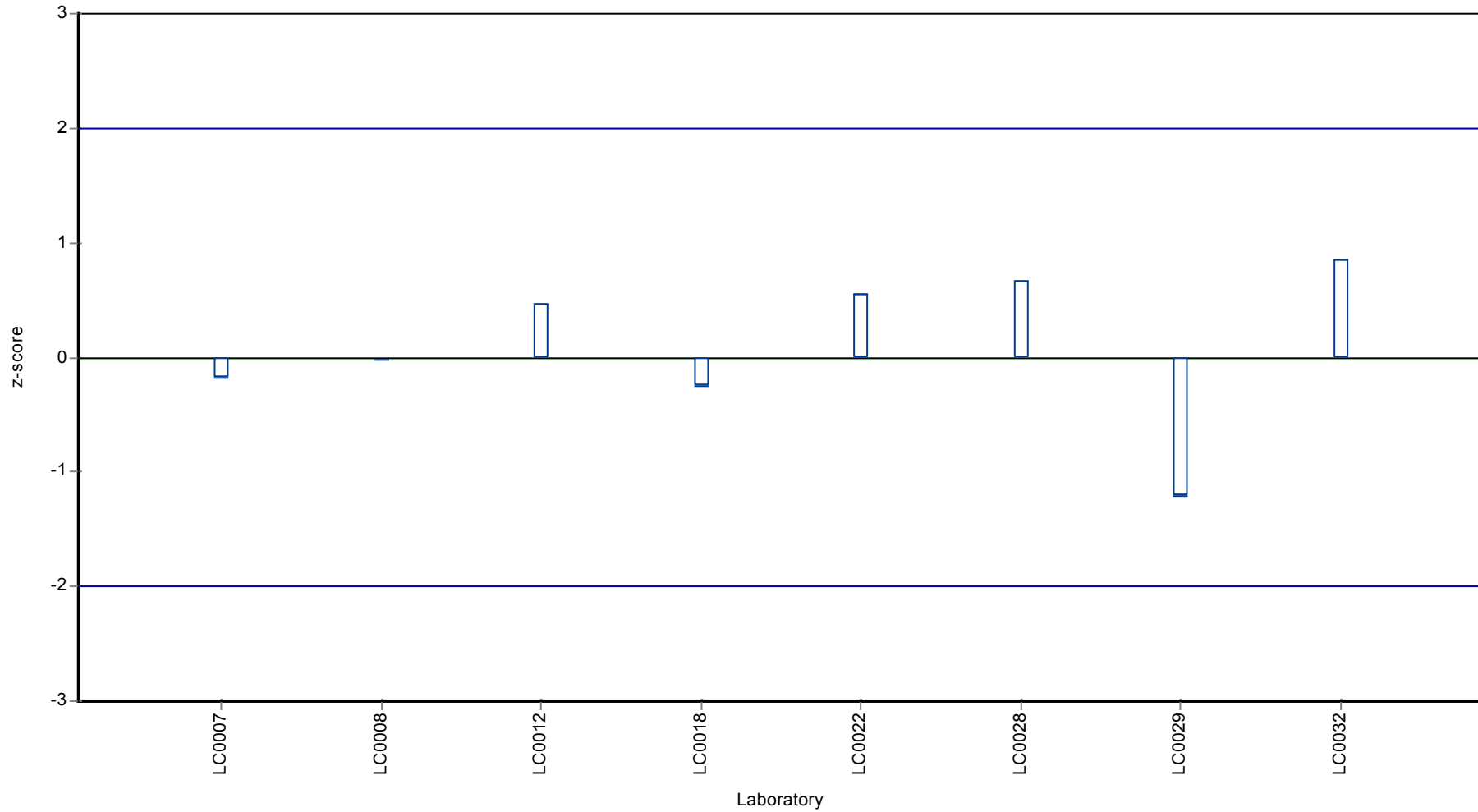
Results



Recovery rate



Z-score



Parameter oriented report

H104 B

Alachlor-t-sulfonic acid (Alachlor-ESA)

Unit	µg/l
Assigned value ± U (k=2)	0.659 ± 0.0496
Criterion	0.119 (18 %)
Minimum - Maximum	0.562 - 0.75
Control test value ± U (k=2)	0.814 ± 0.122

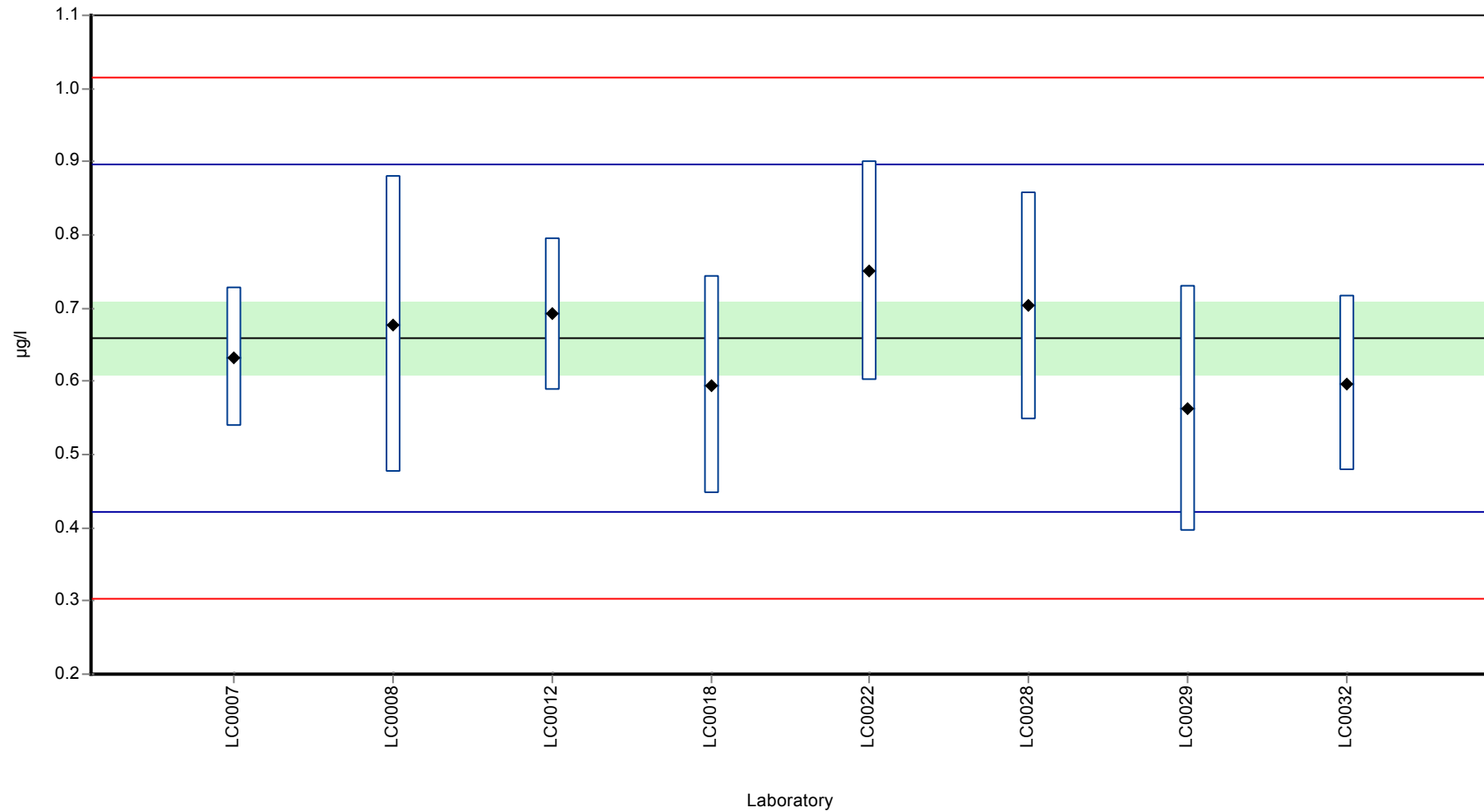
Labcode	Result	± U	Recovery [%]	z-score	Comments
LC0001	-	-	-	-	
LC0002	-	-	-	-	
LC0003	-	-	-	-	
LC0004	-	-	-	-	
LC0005	-	-	-	-	
LC0006	-	-	-	-	
LC0007	0.633	0.095	96.1	-0.22	
LC0008	0.678	0.203	103	0.16	
LC0009	-	-	-	-	
LC0010	-	-	-	-	
LC0011	-	-	-	-	
LC0012	0.692	0.104	105	0.28	
LC0013	-	-	-	-	
LC0014	-	-	-	-	
LC0015	-	-	-	-	
LC0016	-	-	-	-	
LC0017	-	-	-	-	
LC0018	0.595	0.149	90.3	-0.54	
LC0019	-	-	-	-	
LC0020	-	-	-	-	
LC0021	-	-	-	-	
LC0022	0.75	0.15	114	0.77	
LC0023	-	-	-	-	
LC0024	-	-	-	-	
LC0025	-	-	-	-	
LC0026	-	-	-	-	
LC0027	-	-	-	-	
LC0028	0.703	0.156	107	0.37	
LC0029	0.562	0.168	85.3	-0.82	
LC0030	-	-	-	-	
LC0031	-	-	-	-	
LC0032	0.597	0.1194	90.6	-0.52	

Characteristics of parameter

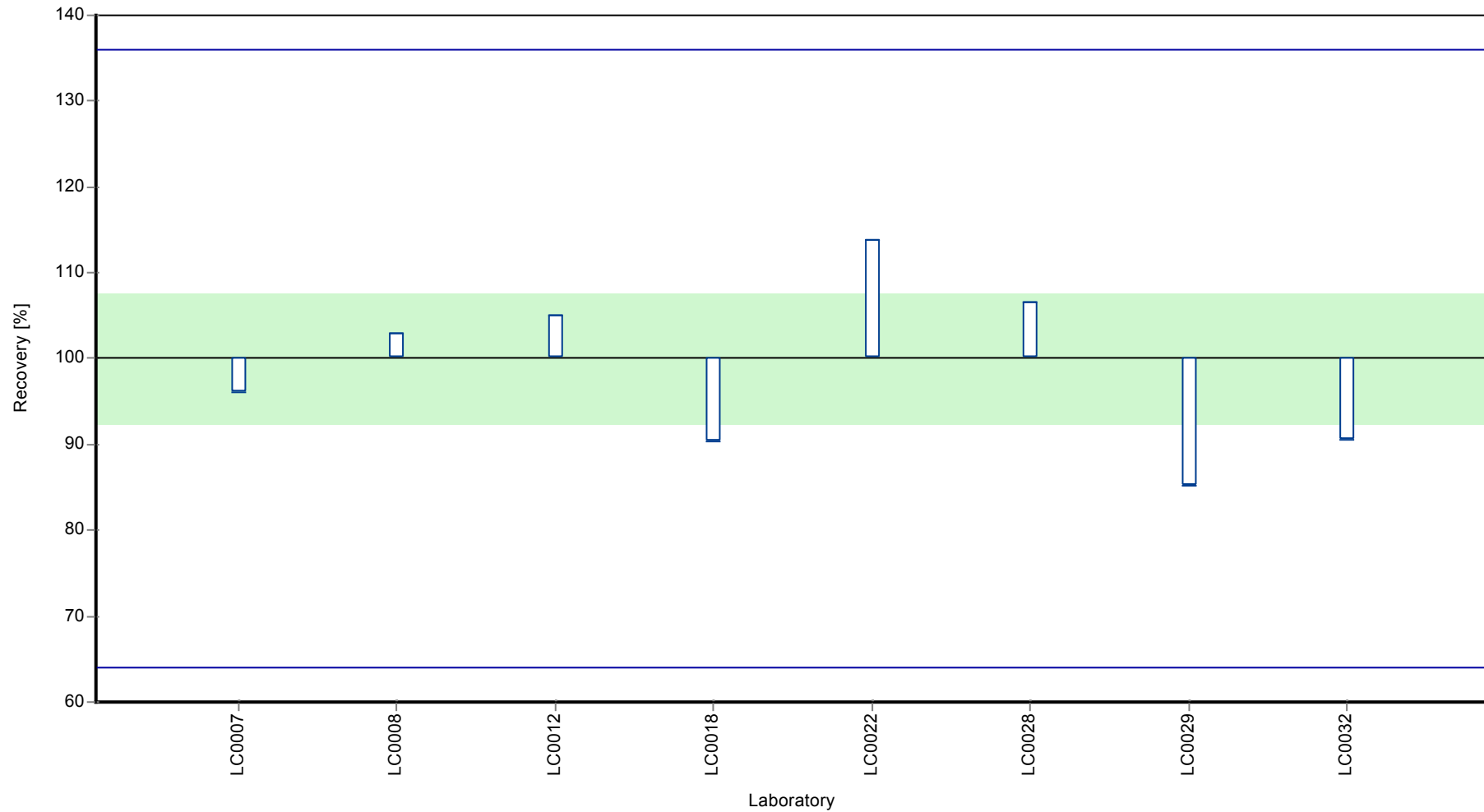
	all results	without outliers	Unit
Mean ± CI (99%)	0.651 ± 0.0685	0.651 ± 0.0685	µg/l
Minimum	0.562	0.562	µg/l
Maximum	0.75	0.75	µg/l
Standard deviation	0.0646	0.0646	µg/l
rel. standard deviation	9.92	9.92	%
n	8	8	-

Graphical presentation of results

Results



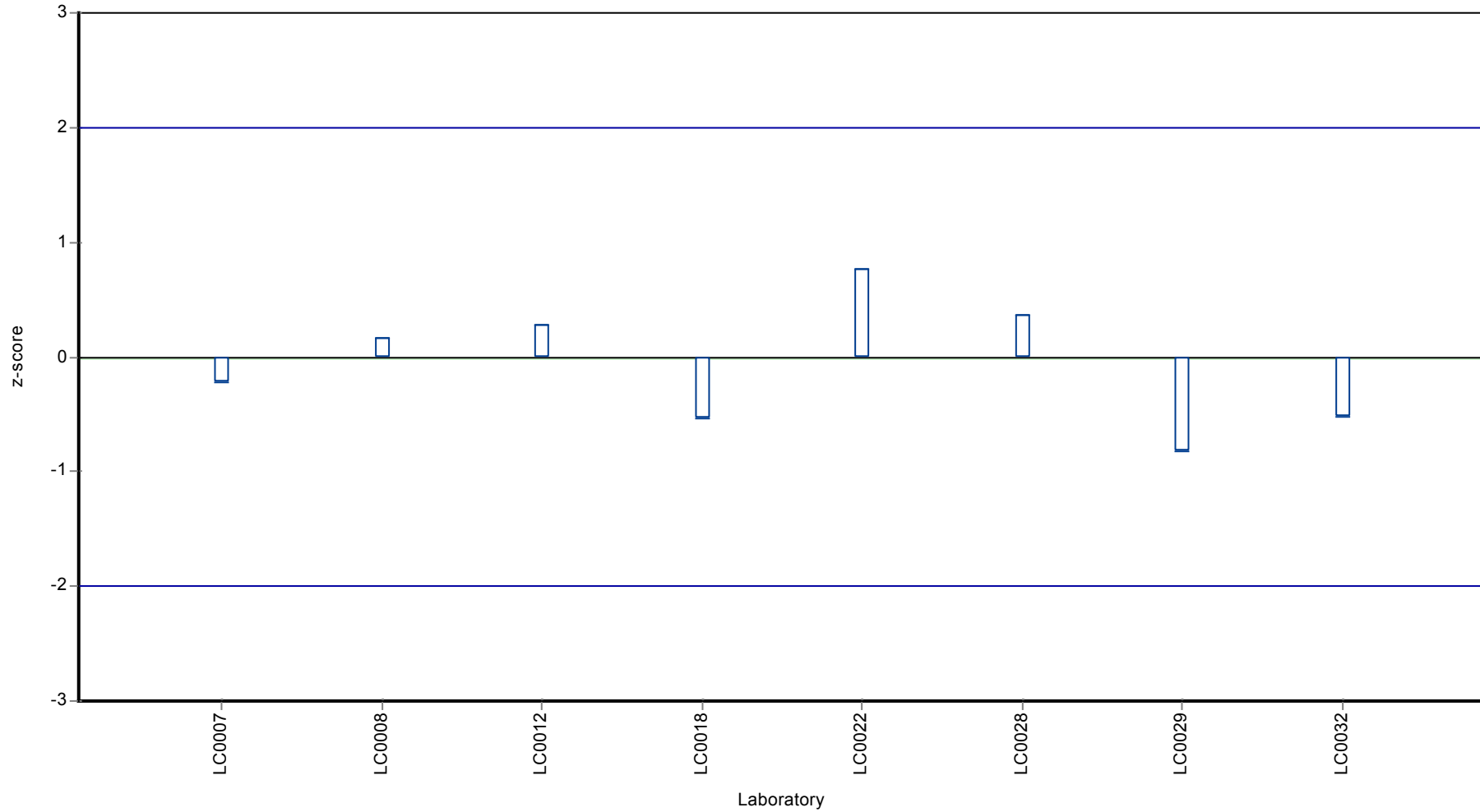
Recovery rate



Parameter oriented report Pesticides H104

Sample: H104B, Parameter: Alachlor-t-sulfonic acid (Alachlor-ESA)

Z-score



Parameter oriented report

H104 A

AMPA

Unit	µg/l
Assigned value ± U (k=2)	0.187 ± 0.00936
Criterion	0.0319 (17 %)
Minimum - Maximum	0.136 - 0.227
Control test value ± U (k=2)	0.176 ± 0.0264

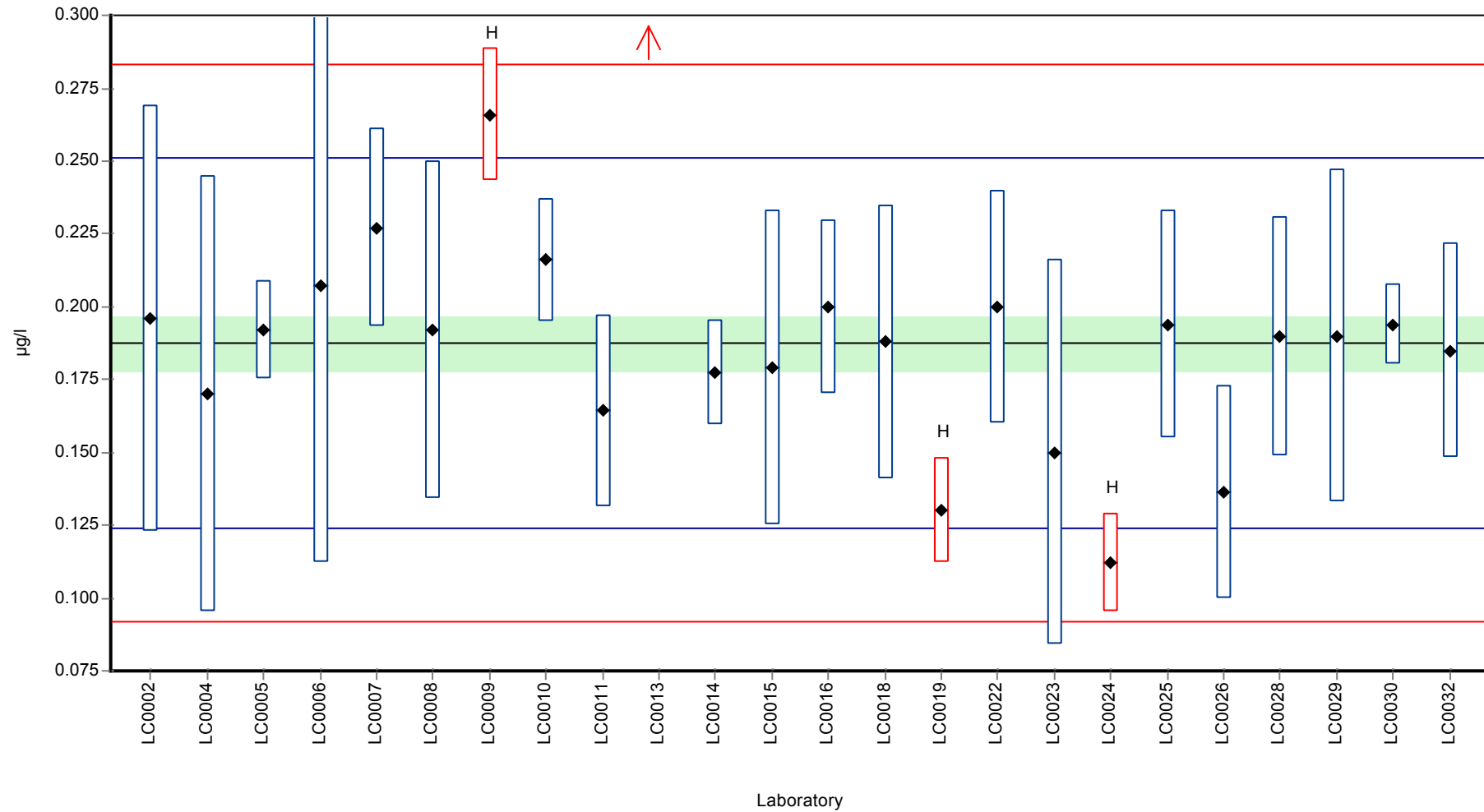
Labcode	Result	± U	Recovery [%]	z-score	Comments
LC0001	-	-	-	-	
LC0002	0.196	0.073	105	0.27	
LC0003	-	-	-	-	
LC0004	0.17	0.075	90.7	-0.55	
LC0005	0.192	0.017	102	0.14	
LC0006	0.207	0.095	110	0.61	
LC0007	0.227	0.034	121	1.24	
LC0008	0.192	0.058	102	0.14	
LC0009	0.266	0.023	142	2.47	H
LC0010	0.216	0.021	115	0.9	
LC0011	0.1644	0.0329	87.7	-0.72	
LC0012	-	-	-	-	
LC0013	0.59	0.29	315	12.6	H
LC0014	0.1775	0.018	94.7	-0.31	
LC0015	0.179	0.054	95.5	-0.26	
LC0016	0.2	0.03	107	0.4	
LC0017	-	-	-	-	
LC0018	0.188	0.047	100	0.02	
LC0019	0.13	0.018	69.4	-1.8	H
LC0020	-	-	-	-	
LC0021	-	-	-	-	
LC0022	0.2	0.04	107	0.4	
LC0023	0.15	0.066	80	-1.17	
LC0024	0.112	0.017	59.8	-2.37	H
LC0025	0.194	0.039	104	0.21	
LC0026	0.1362	0.0366	72.7	-1.61	
LC0027	-	-	-	-	
LC0028	0.19	0.041	101	0.08	
LC0029	0.19	0.057	101	0.08	
LC0030	0.1939	0.0139	103	0.2	
LC0031	-	-	-	-	
LC0032	0.185	0.037	98.7	-0.08	

Characteristics of parameter

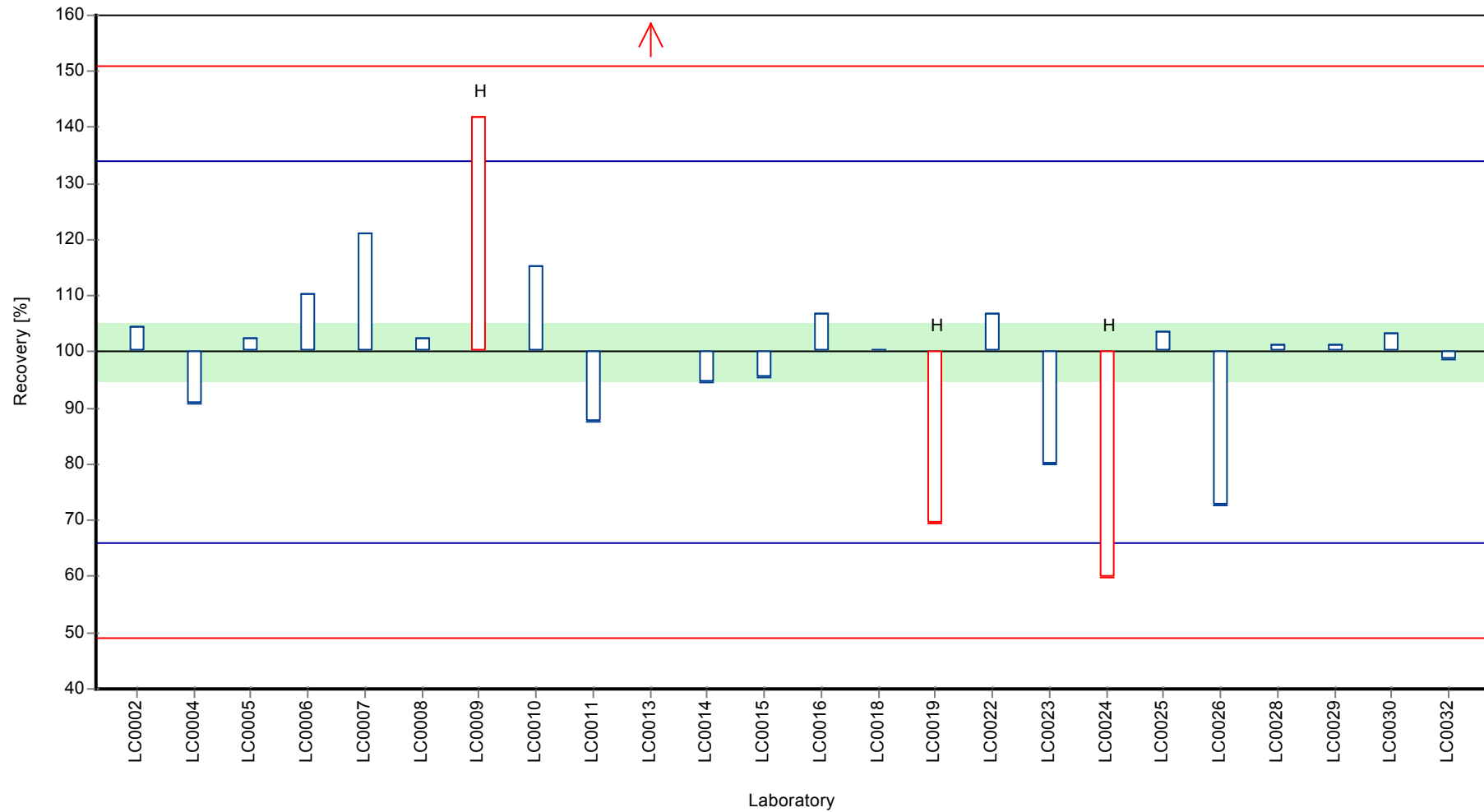
	all results	without outliers	Unit
Mean ± CI (99%)	0.202 ± 0.0543	0.187 ± 0.014	µg/l
Minimum	0.112	0.136	µg/l
Maximum	0.59	0.227	µg/l
Standard deviation	0.0886	0.0209	µg/l
rel. standard deviation	43.9	11.2	%
n	24	20	-

Graphical presentation of results

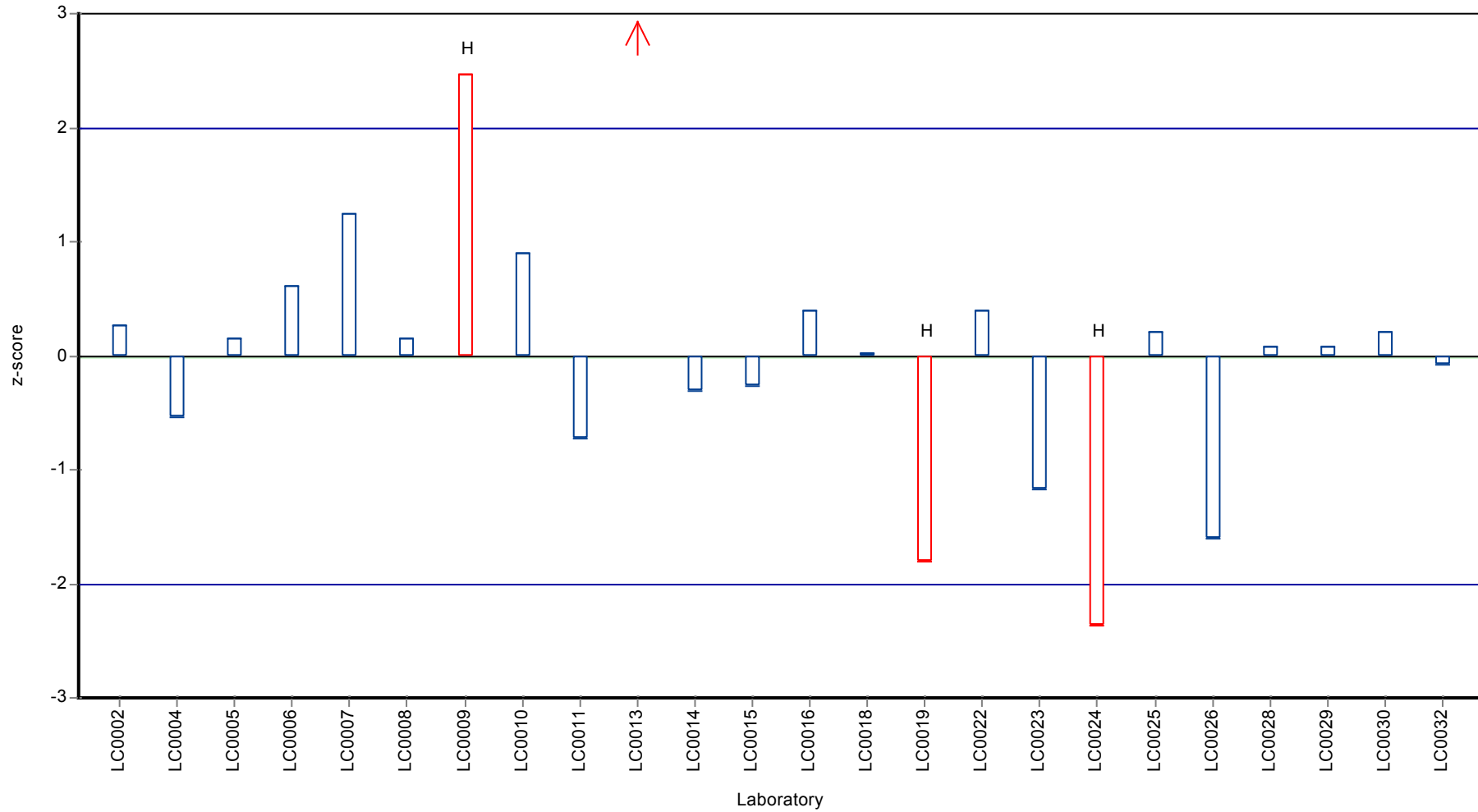
Results



Recovery rate



Z-score



Parameter oriented report

H104 B

AMPA

Unit	µg/l
Assigned value ± U (k=2)	0.872 ± 0.0427
Criterion	0.148 (17 %)
Minimum - Maximum	0.69 - 1.05
Control test value ± U (k=2)	0.884 ± 0.133

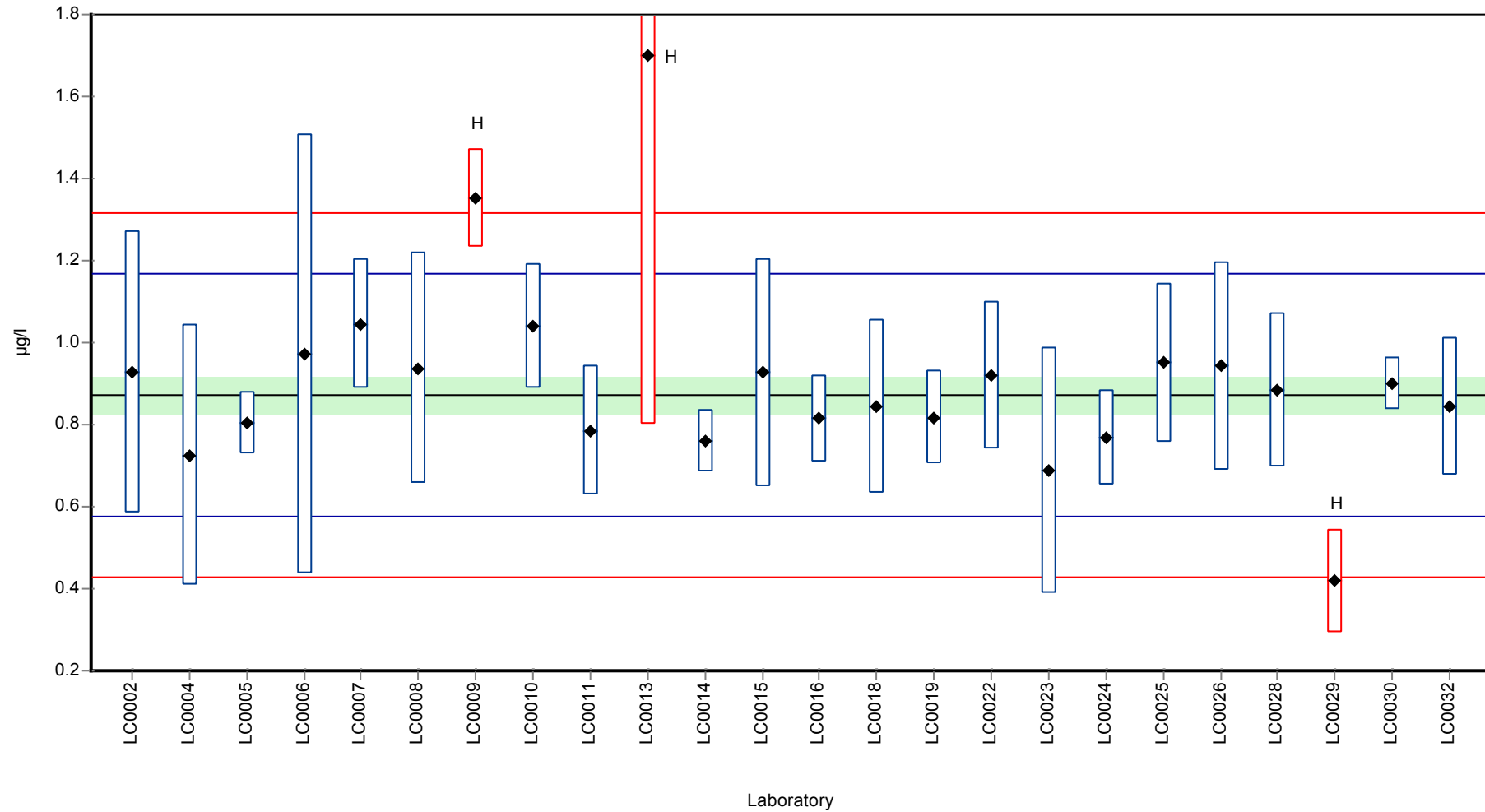
Labcode	Result	± U	Recovery [%]	z-score	Comments
LC0001	-	-	-	-	
LC0002	0.929	0.344	107	0.39	
LC0003	-	-	-	-	
LC0004	0.726	0.319	83.3	-0.98	
LC0005	0.805	0.075	92.3	-0.45	
LC0006	0.974	0.536	112	0.69	
LC0007	1.046	0.157	120	1.18	
LC0008	0.938	0.281	108	0.45	
LC0009	1.354	0.12	155	3.25	H
LC0010	1.04	0.151	119	1.13	
LC0011	0.786	0.1572	90.2	-0.58	
LC0012	-	-	-	-	
LC0013	1.7	0.9	195	5.59	H
LC0014	0.7585	0.076	87	-0.77	
LC0015	0.928	0.278	106	0.38	
LC0016	0.816	0.106	93.6	-0.38	
LC0017	-	-	-	-	
LC0018	0.844	0.211	96.8	-0.19	
LC0019	0.818	0.114	93.8	-0.36	
LC0020	-	-	-	-	
LC0021	-	-	-	-	
LC0022	0.92	0.18	106	0.33	
LC0023	0.69	0.3	79.1	-1.23	
LC0024	0.769	0.115	88.2	-0.69	
LC0025	0.951	0.193	109	0.53	
LC0026	0.9431	0.2537	108	0.48	
LC0027	-	-	-	-	
LC0028	0.883	0.188	101	0.08	
LC0029	0.42	0.126	48.2	-3.05	H
LC0030	0.8997	0.0636	103	0.19	
LC0031	-	-	-	-	
LC0032	0.844	0.1688	96.8	-0.19	

Characteristics of parameter

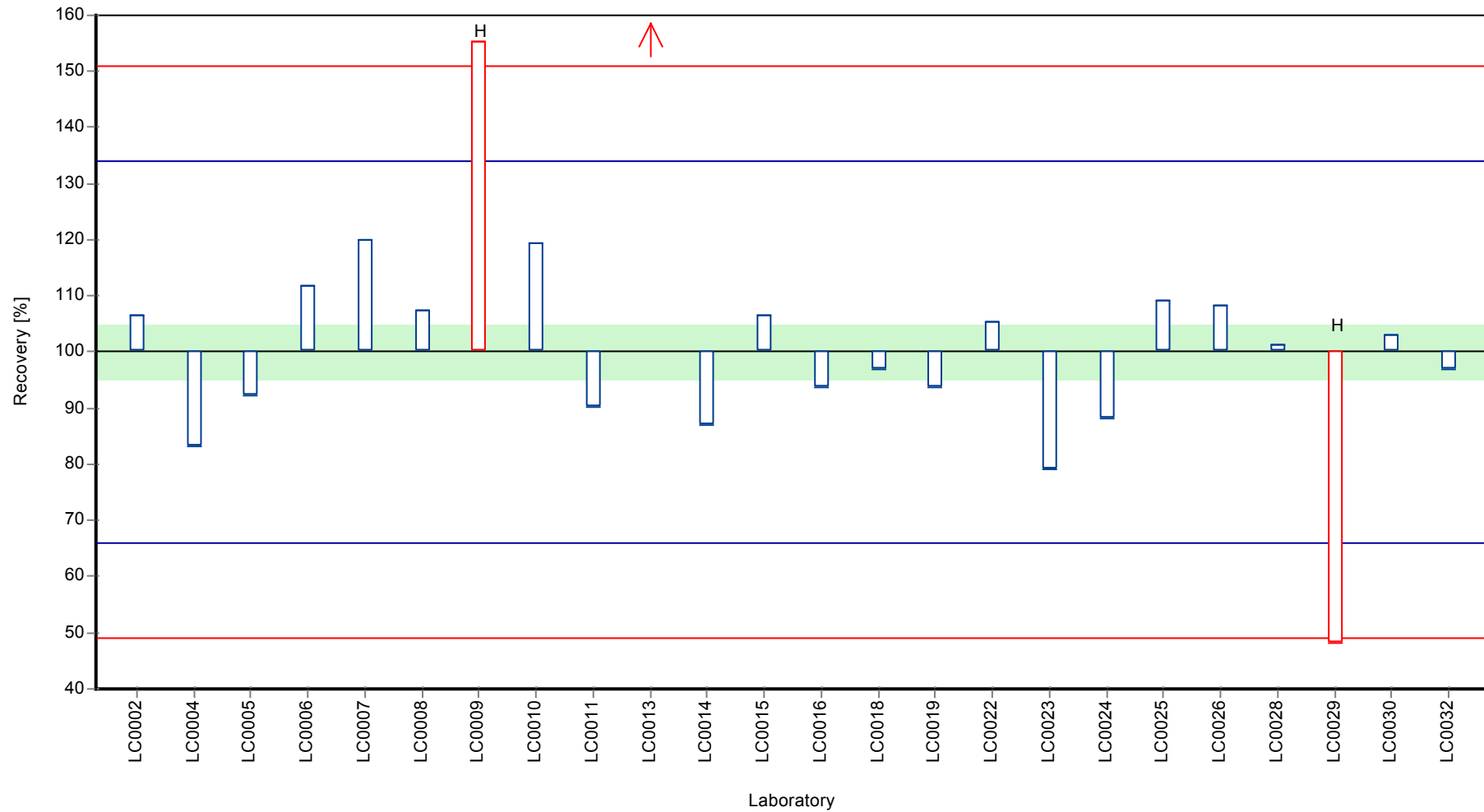
	all results	without outliers	Unit
Mean ± CI (99%)	0.908 ± 0.145	0.872 ± 0.0641	µg/l
Minimum	0.42	0.69	µg/l
Maximum	1.7	1.05	µg/l
Standard deviation	0.236	0.0979	µg/l
rel. standard deviation	26	11.2	%
n	24	21	-

Graphical presentation of results

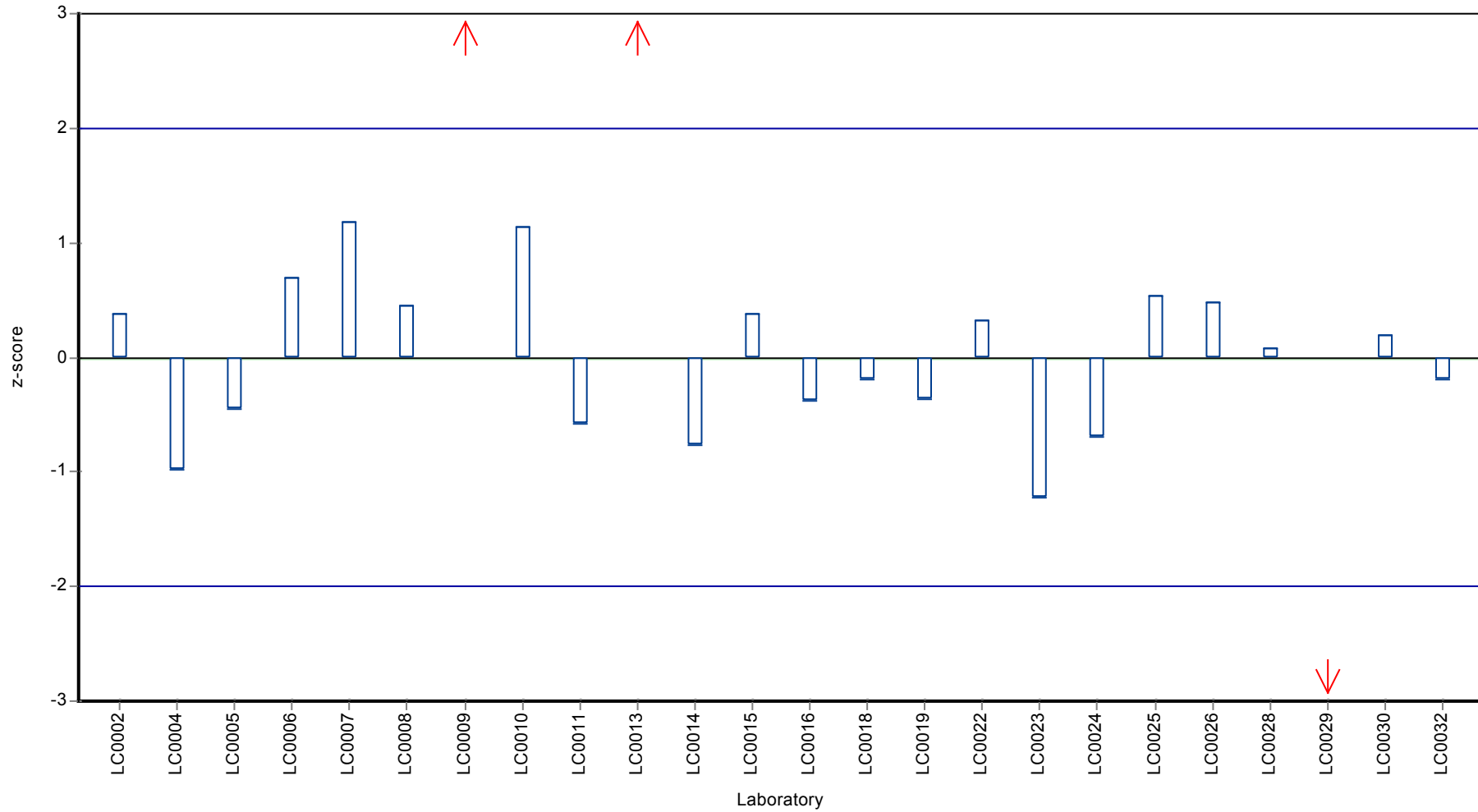
Results



Recovery rate



Z-score



Parameter oriented report

H104 A

Bentazone

Unit	µg/l
Assigned value ± U (k=2)	0.119 ± 0.00731
Criterion	0.0179 (15 %)
Minimum - Maximum	0.0928 - 0.169
Control test value ± U (k=2)	0.127 ± 0.0191

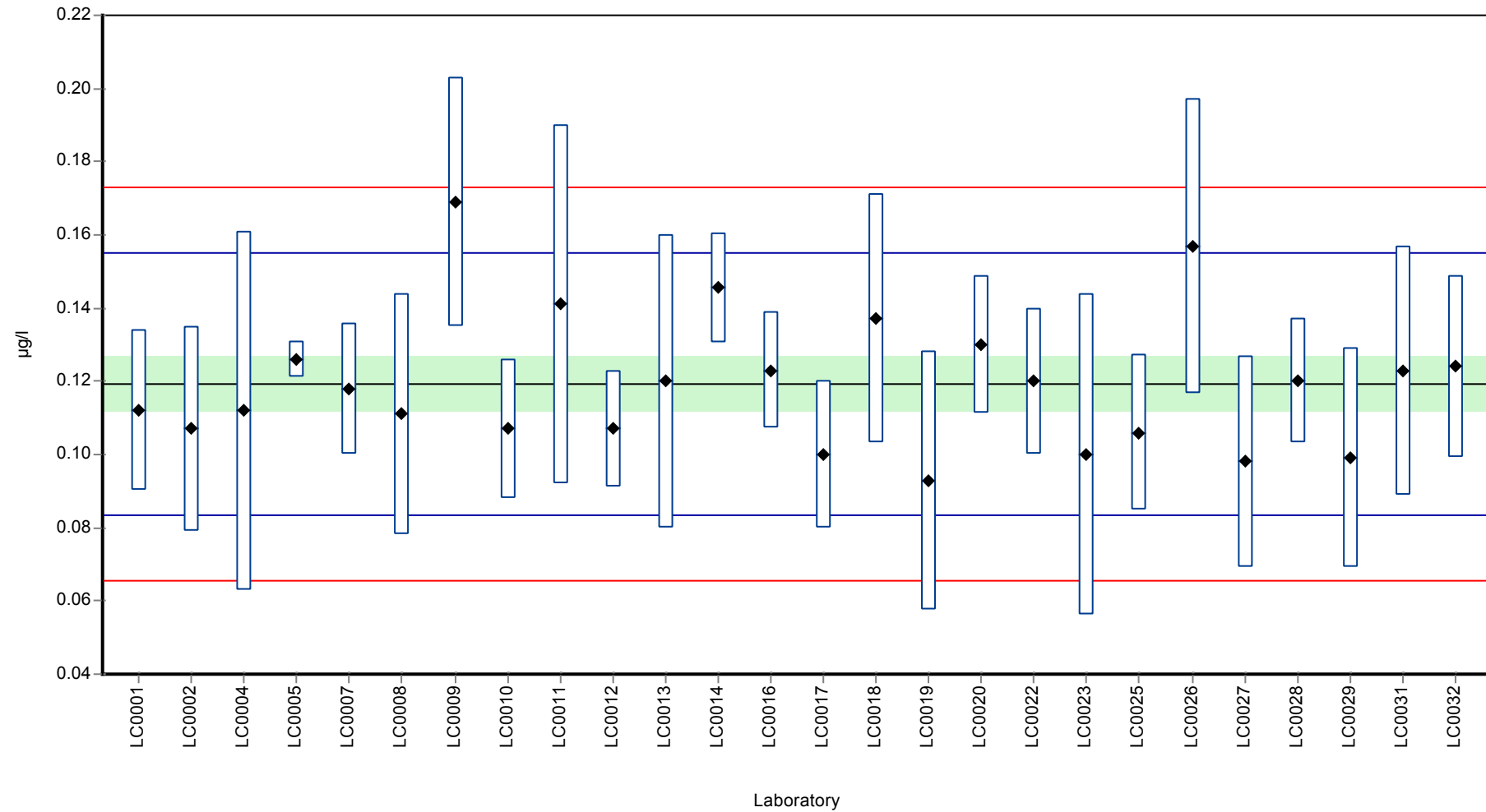
Labcode	Result	± U	Recovery [%]	z-score	Comments
LC0001	0.112	0.022	93.8	-0.41	
LC0002	0.107	0.028	89.6	-0.69	
LC0003	-	-	-	-	
LC0004	0.112	0.049	93.8	-0.41	
LC0005	0.126	0.005	106	0.37	
LC0006	-	-	-	-	
LC0007	0.118	0.018	98.8	-0.08	
LC0008	0.111	0.033	92.9	-0.47	
LC0009	0.169	0.034	142	2.77	
LC0010	0.107	0.019	89.6	-0.69	
LC0011	0.141	0.049	118	1.2	
LC0012	0.107	0.016	89.6	-0.69	
LC0013	0.12	0.04	100	0.03	
LC0014	0.1455	0.015	122	1.46	
LC0015	-	-	-	-	
LC0016	0.123	0.016	103	0.2	
LC0017	0.1	0.02	83.7	-1.08	
LC0018	0.137	0.034	115	0.98	
LC0019	0.0928	0.0352	77.7	-1.49	
LC0020	0.13	0.019	109	0.59	
LC0021	-	-	-	-	
LC0022	0.12	0.02	100	0.03	
LC0023	0.1	0.044	83.7	-1.08	
LC0024	-	-	-	-	
LC0025	0.106	0.0212	88.8	-0.75	
LC0026	0.1569	0.0402	131	2.09	
LC0027	0.098	0.029	82.1	-1.2	
LC0028	0.12	0.017	100	0.03	
LC0029	0.099	0.03	82.9	-1.14	
LC0030	-	-	-	-	
LC0031	0.123	0.034	103	0.2	
LC0032	0.124	0.0248	104	0.26	

Characteristics of parameter

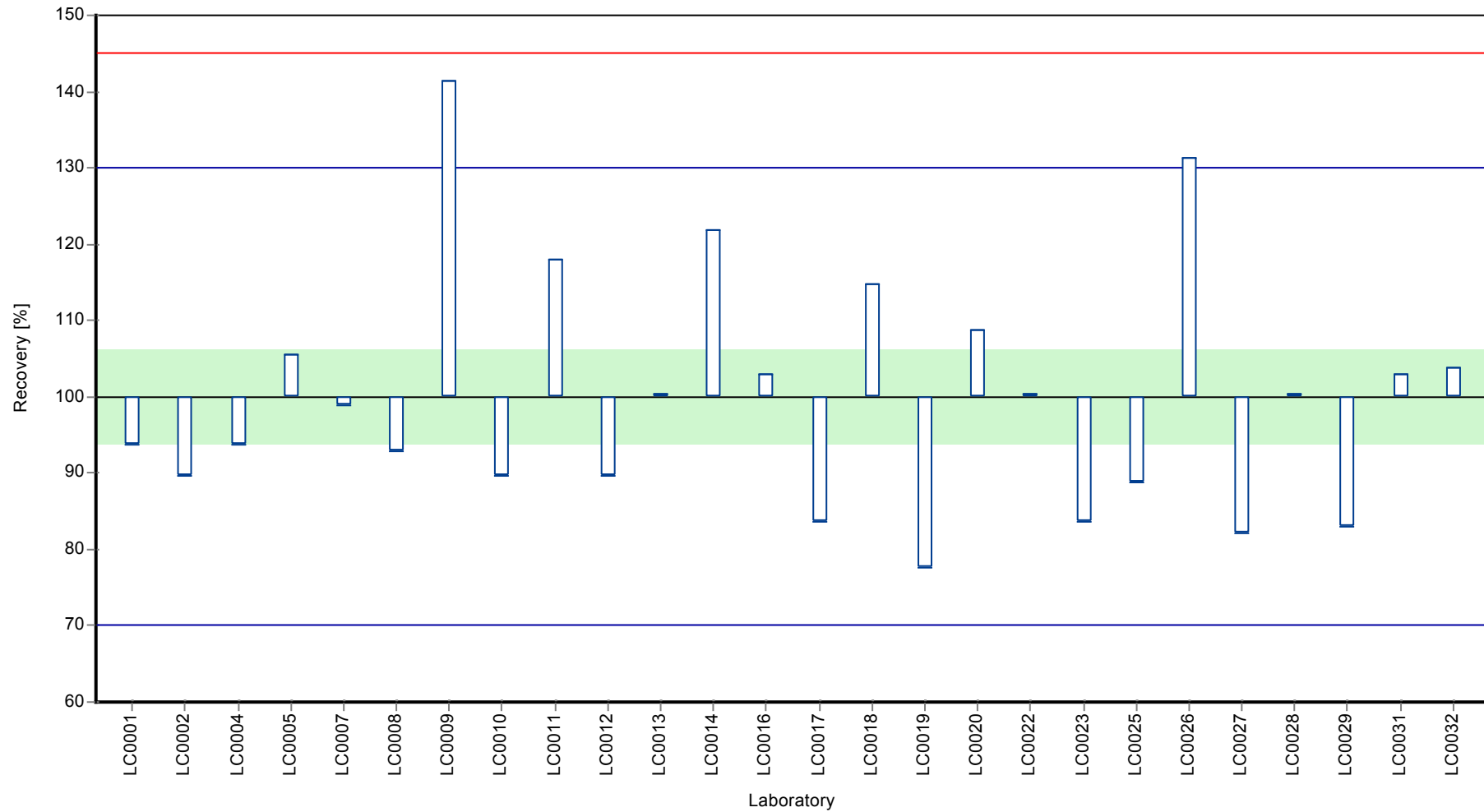
	all results	without outliers	Unit
Mean ± CI (99%)	0.119 ± 0.011	0.119 ± 0.011	µg/l
Minimum	0.0928	0.0928	µg/l
Maximum	0.169	0.169	µg/l
Standard deviation	0.0186	0.0186	µg/l
rel. standard deviation	15.6	15.6	%
n	26	26	-

Graphical presentation of results

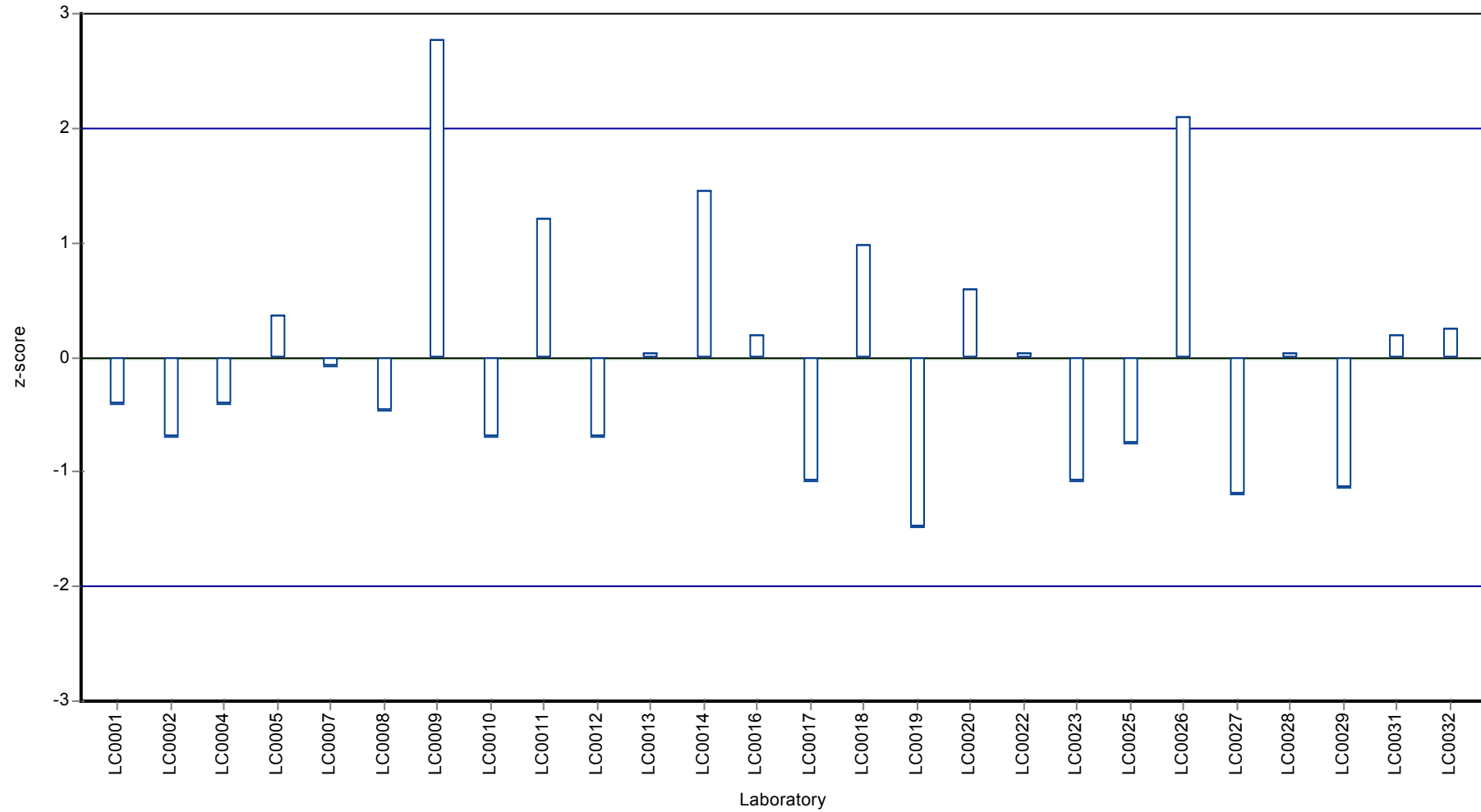
Results



Recovery rate



Z-score



Parameter oriented report

H104 B

Bentazone

Unit	µg/l
Assigned value ± U (k=2)	0.131 ± 0.00602
Criterion	0.0197 (15 %)
Minimum - Maximum	0.106 - 0.172
Control test value ± U (k=2)	0.166 ± 0.0248

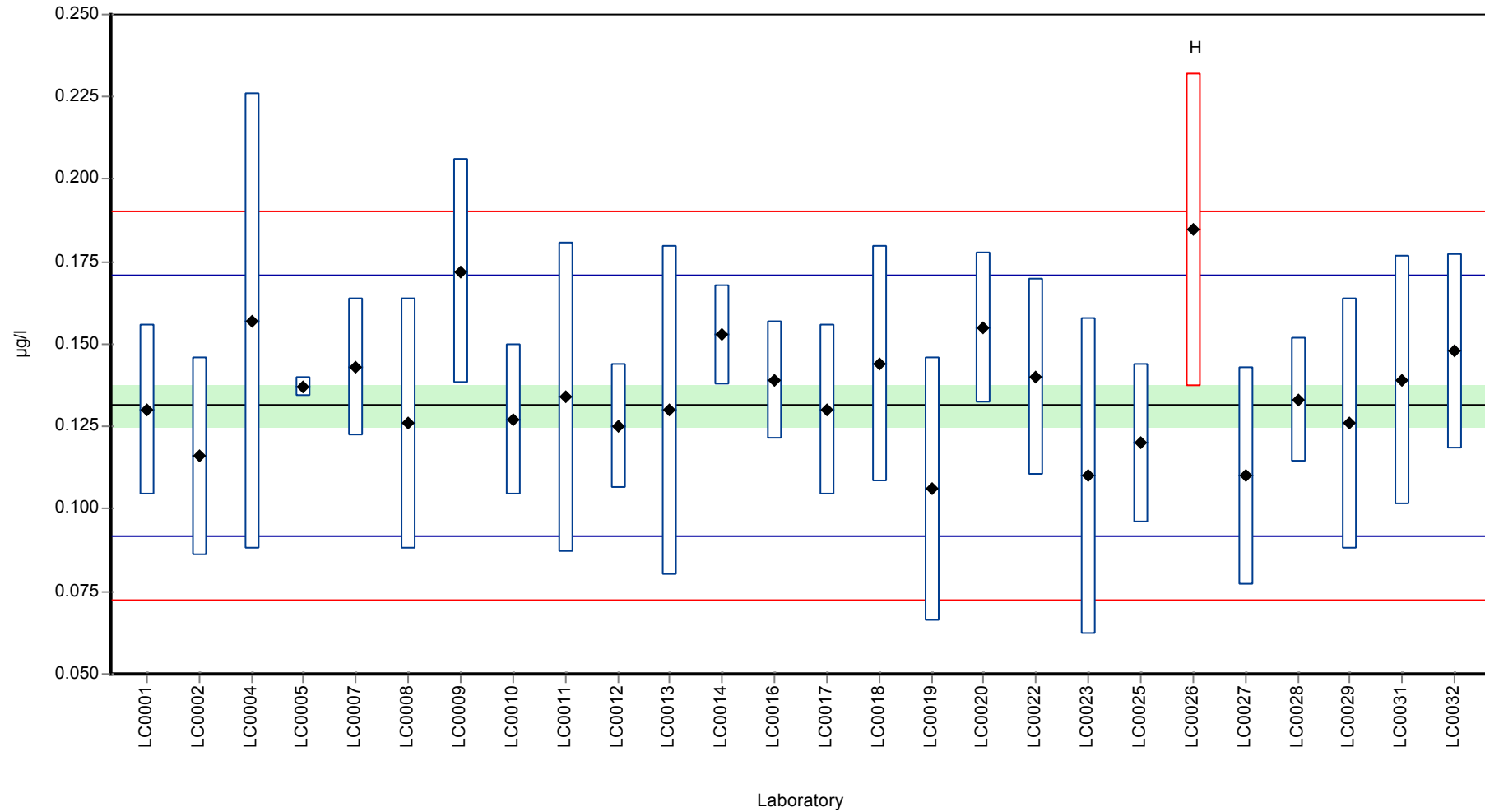
Labcode	Result	± U	Recovery [%]	z-score	Comments
LC0001	0.13	0.026	99	-0.07	
LC0002	0.116	0.03	88.3	-0.78	
LC0003	-	-	-	-	
LC0004	0.157	0.069	120	1.3	
LC0005	0.137	0.003	104	0.29	
LC0006	-	-	-	-	
LC0007	0.143	0.021	109	0.59	
LC0008	0.126	0.038	95.9	-0.27	
LC0009	0.172	0.034	131	2.06	
LC0010	0.127	0.023	96.7	-0.22	
LC0011	0.134	0.047	102	0.13	
LC0012	0.125	0.019	95.2	-0.32	
LC0013	0.13	0.05	99	-0.07	
LC0014	0.1528	0.015	116	1.09	
LC0015	-	-	-	-	
LC0016	0.139	0.018	106	0.39	
LC0017	0.13	0.026	99	-0.07	
LC0018	0.144	0.036	110	0.64	
LC0019	0.106	0.04	80.7	-1.29	
LC0020	0.155	0.023	118	1.2	
LC0021	-	-	-	-	
LC0022	0.14	0.03	107	0.44	
LC0023	0.11	0.048	83.7	-1.08	
LC0024	-	-	-	-	
LC0025	0.12	0.024	91.4	-0.58	
LC0026	0.1846	0.0473	141	2.7	H
LC0027	0.11	0.033	83.7	-1.08	
LC0028	0.133	0.019	101	0.08	
LC0029	0.126	0.038	95.9	-0.27	
LC0030	-	-	-	-	
LC0031	0.139	0.038	106	0.39	
LC0032	0.148	0.0296	113	0.84	

Characteristics of parameter

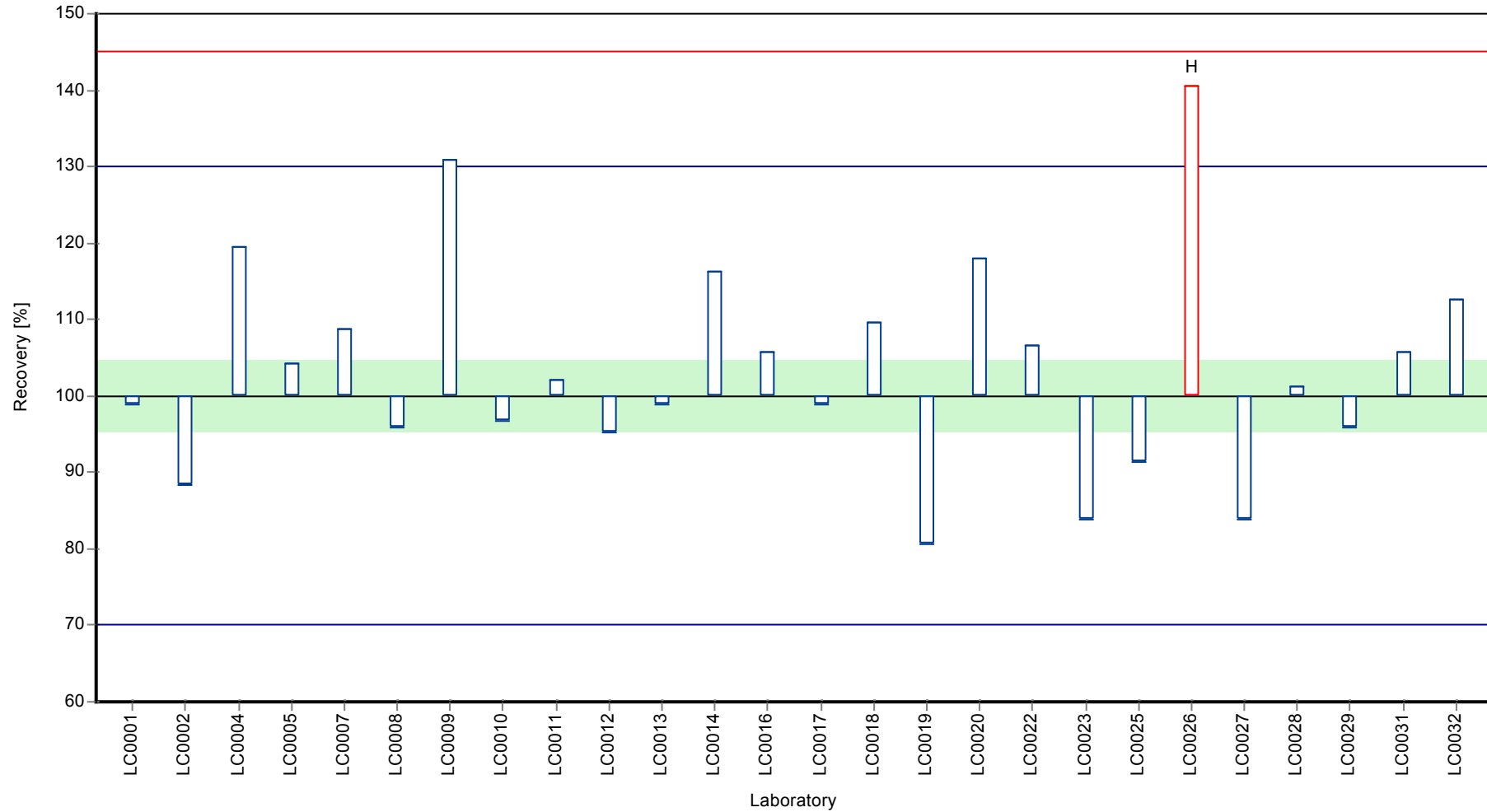
	all results	without outliers	Unit
Mean ± CI (99%)	0.136 ± 0.0108	0.134 ± 0.00949	µg/l
Minimum	0.106	0.106	µg/l
Maximum	0.185	0.172	µg/l
Standard deviation	0.0184	0.0158	µg/l
rel. standard deviation	13.5	11.8	%
n	26	25	-

Graphical presentation of results

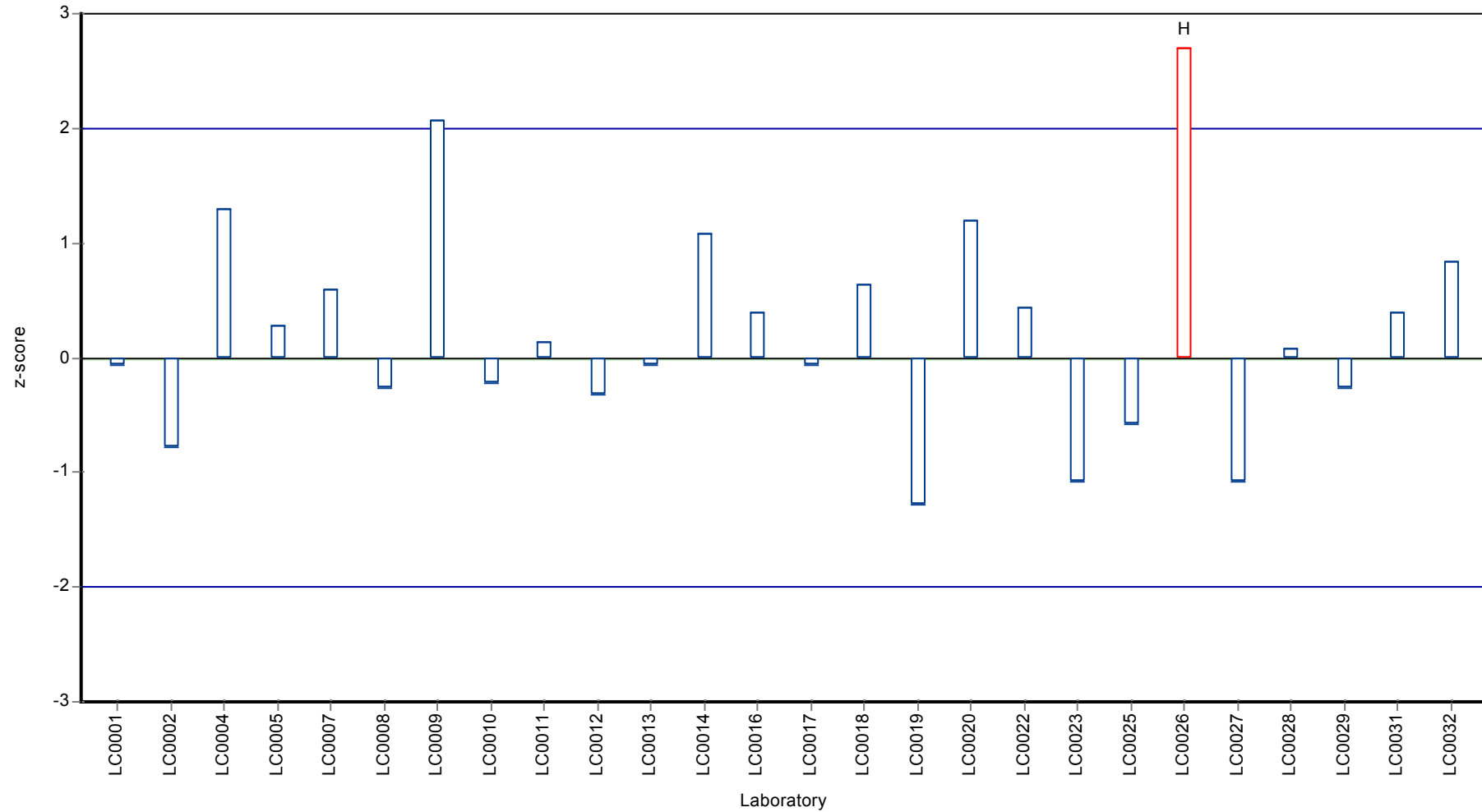
Results



Recovery rate



Z-score



Parameter oriented report

H104 A

Dicamba

Unit	µg/l
Assigned value ± U (k=2)	0.193 ± 0.0198
Criterion	0.0367 (19 %)
Minimum - Maximum	0.115 - 0.241
Control test value ± U (k=2)	0.201 ± 0.0301

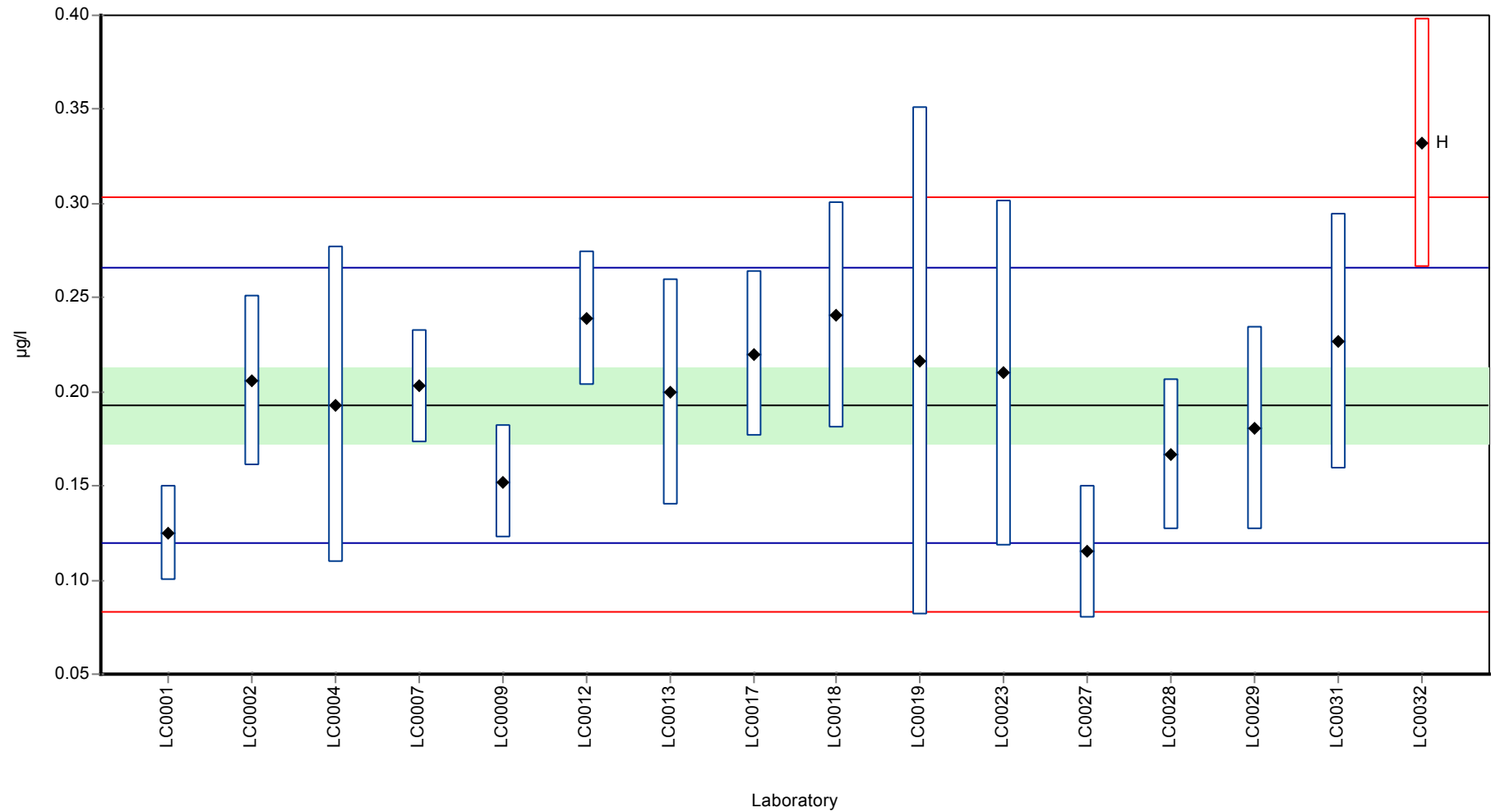
Labcode	Result	± U	Recovery [%]	z-score	Comments
LC0001	0.125	0.025	64.8	-1.85	
LC0002	0.206	0.045	107	0.35	
LC0003	-	-	-	-	
LC0004	0.193	0.084	100	0	
LC0005	-	-	-	-	
LC0006	-	-	-	-	
LC0007	0.203	0.03	105	0.27	
LC0008	-	-	-	-	
LC0009	0.152	0.03	78.8	-1.12	
LC0010	-	-	-	-	
LC0011	-	-	-	-	
LC0012	0.239	0.036	124	1.25	
LC0013	0.2	0.06	104	0.19	
LC0014	-	-	-	-	
LC0015	-	-	-	-	
LC0016	-	-	-	-	
LC0017	0.22	0.044	114	0.74	
LC0018	0.241	0.06	125	1.31	
LC0019	0.216	0.135	112	0.63	
LC0020	-	-	-	-	
LC0021	-	-	-	-	
LC0022	-	-	-	-	
LC0023	0.21	0.092	109	0.46	
LC0024	-	-	-	-	
LC0025	-	-	-	-	
LC0026	-	-	-	-	
LC0027	0.115	0.035	59.6	-2.13	
LC0028	0.167	0.04	86.5	-0.71	
LC0029	0.181	0.054	93.8	-0.33	
LC0030	-	-	-	-	
LC0031	0.227	0.068	118	0.93	
LC0032	0.332	0.0664	172	3.79	H

Characteristics of parameter

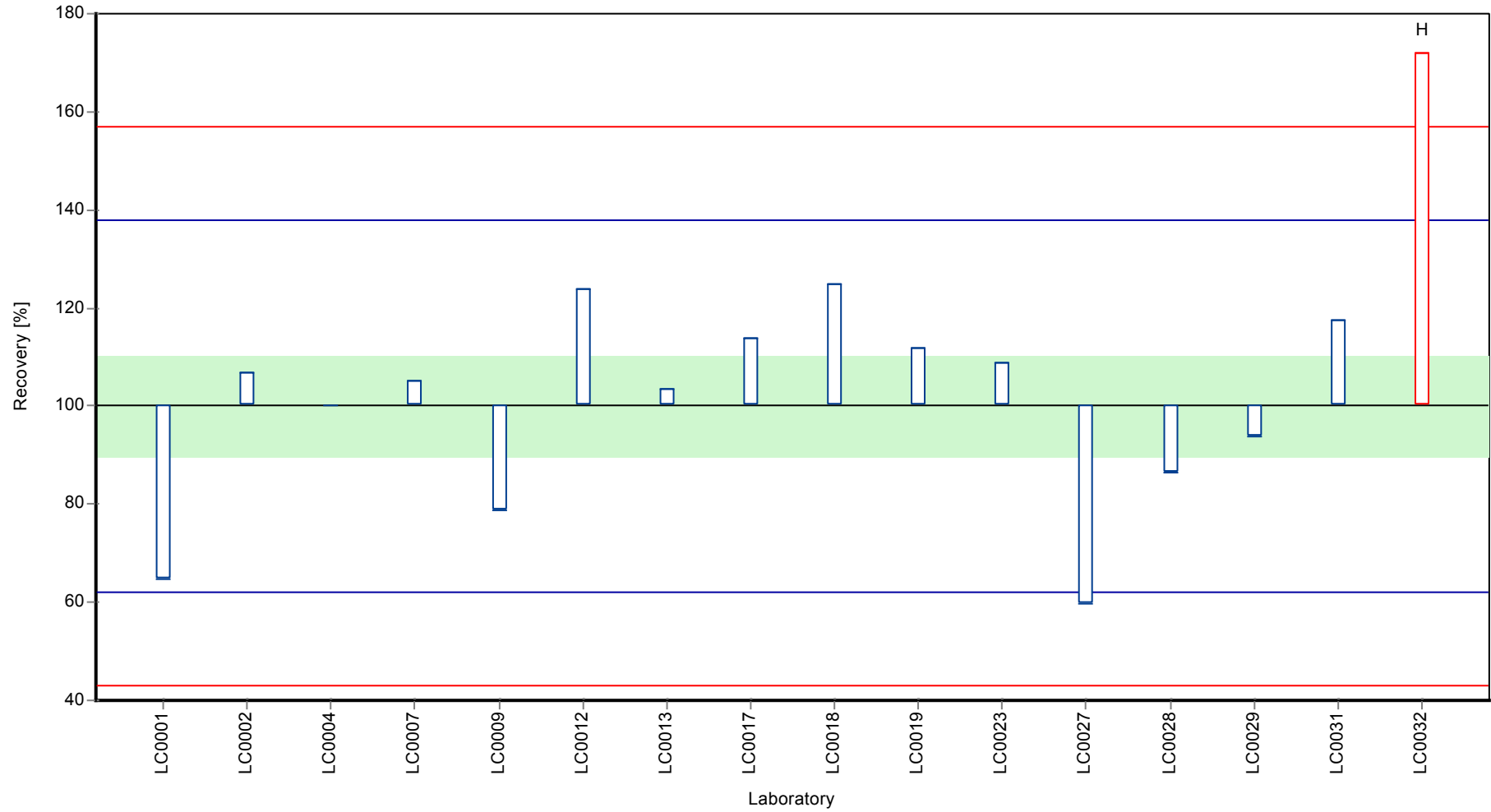
	all results	without outliers	Unit
Mean ± CI (99%)	0.202 ± 0.0381	0.193 ± 0.0297	µg/l
Minimum	0.115	0.115	µg/l
Maximum	0.332	0.241	µg/l
Standard deviation	0.0508	0.0384	µg/l
rel. standard deviation	25.2	19.9	%
n	16	15	-

Graphical presentation of results

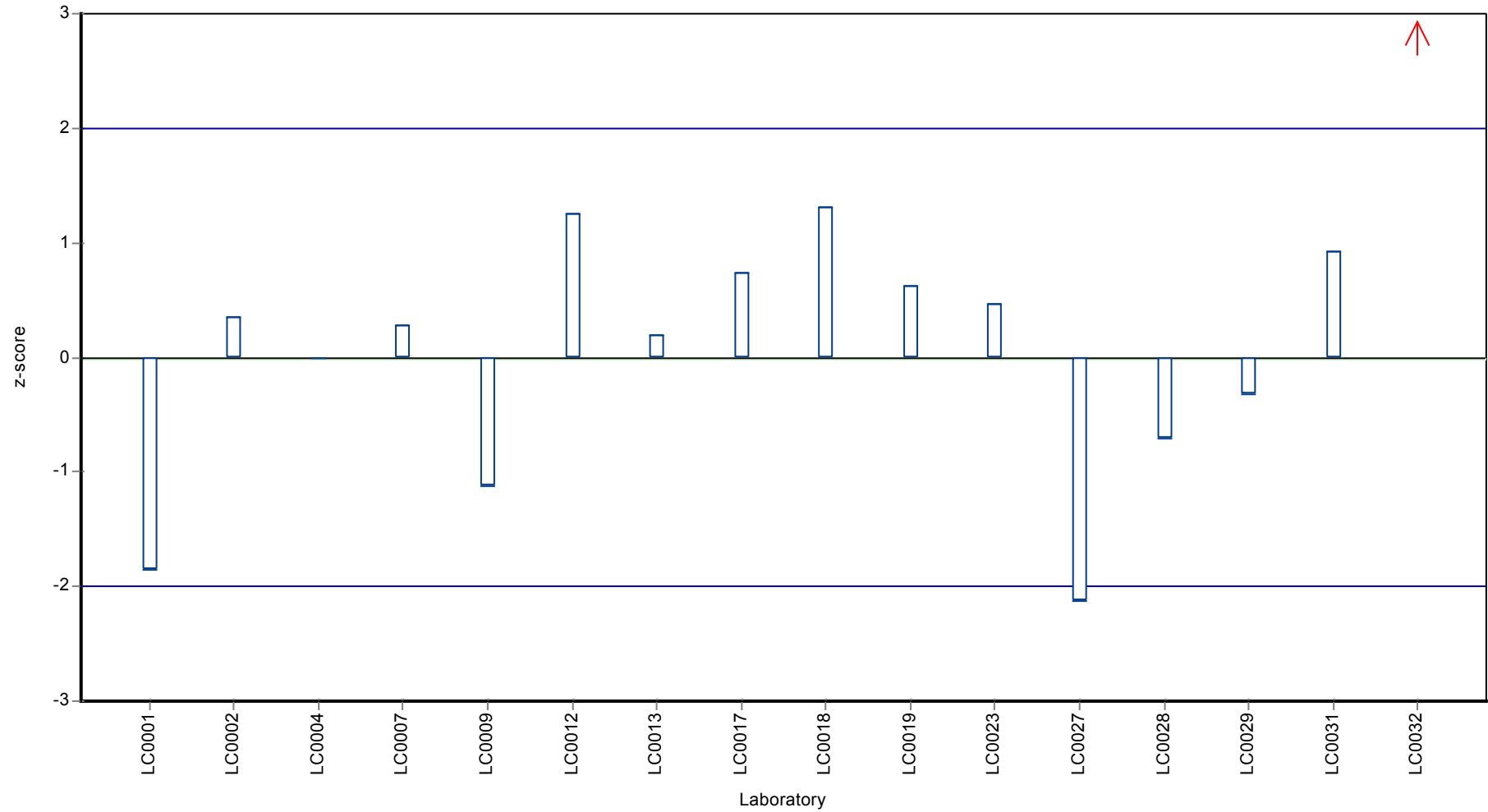
Results



Recovery rate



Z-score



Parameter oriented report

H104 B

Dicamba

Unit	µg/l
Assigned value ± U (k=2)	0.559 ± 0.0476
Criterion	0.106 (19 %)
Minimum - Maximum	0.289 - 0.731
Control test value ± U (k=2)	0.678 ± 0.102

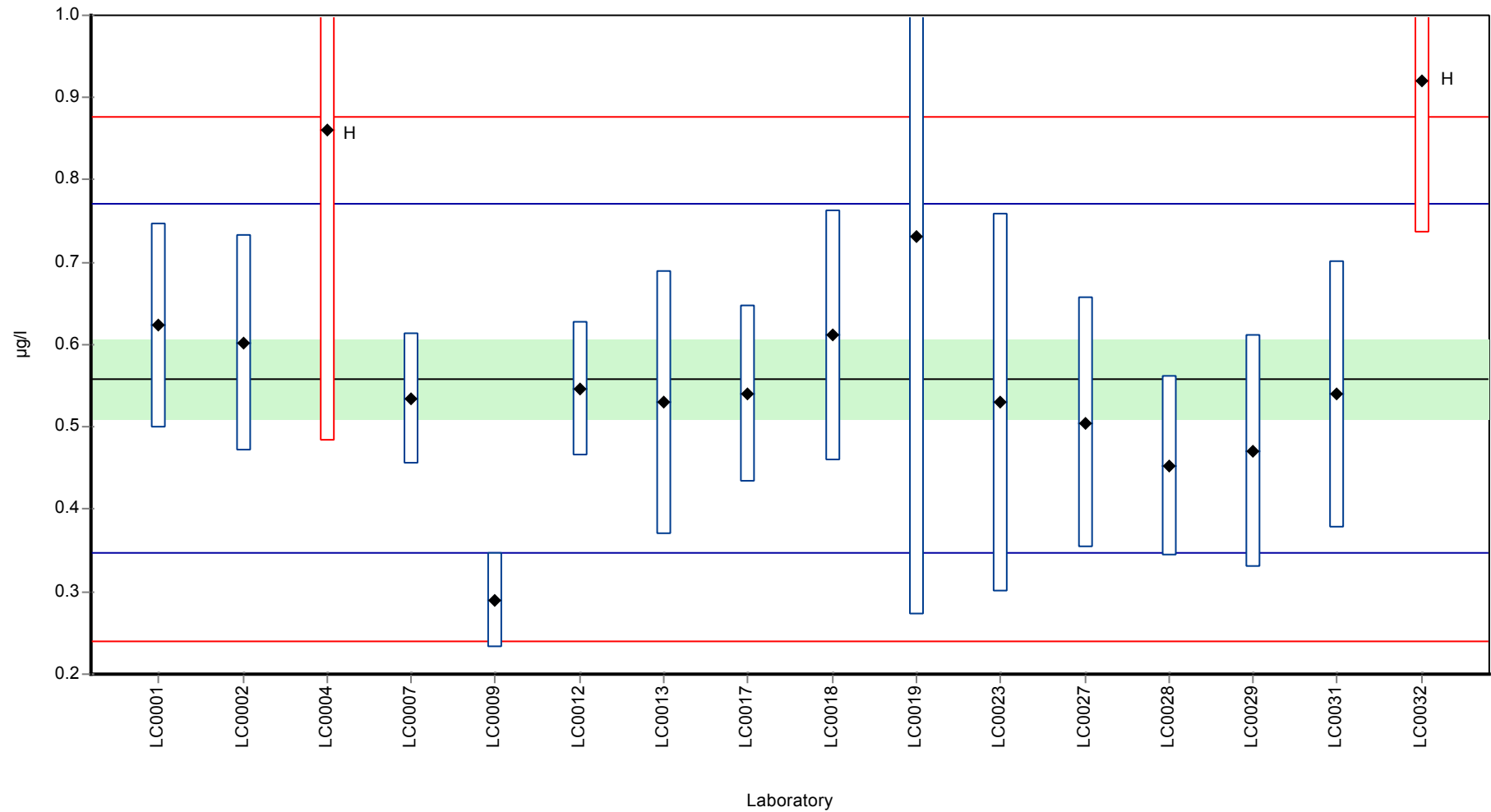
Labcode	Result	± U	Recovery [%]	z-score	Comments
LC0001	0.623	0.125	112	0.61	
LC0002	0.602	0.132	108	0.41	
LC0003	-	-	-	-	
LC0004	0.86	0.378	154	2.84	H
LC0005	-	-	-	-	
LC0006	-	-	-	-	
LC0007	0.534	0.08	95.6	-0.23	
LC0008	-	-	-	-	
LC0009	0.289	0.058	51.7	-2.54	
LC0010	-	-	-	-	
LC0011	-	-	-	-	
LC0012	0.546	0.082	97.7	-0.12	
LC0013	0.53	0.16	94.9	-0.27	
LC0014	-	-	-	-	
LC0015	-	-	-	-	
LC0016	-	-	-	-	
LC0017	0.54	0.108	96.7	-0.18	
LC0018	0.611	0.153	109	0.49	
LC0019	0.731	0.46	131	1.62	
LC0020	-	-	-	-	
LC0021	-	-	-	-	
LC0022	-	-	-	-	
LC0023	0.53	0.23	94.9	-0.27	
LC0024	-	-	-	-	
LC0025	-	-	-	-	
LC0026	-	-	-	-	
LC0027	0.505	0.152	90.4	-0.51	
LC0028	0.453	0.109	81.1	-0.99	
LC0029	0.47	0.141	84.1	-0.83	
LC0030	-	-	-	-	
LC0031	0.54	0.162	96.7	-0.18	
LC0032	0.92	0.184	165	3.4	H

Characteristics of parameter

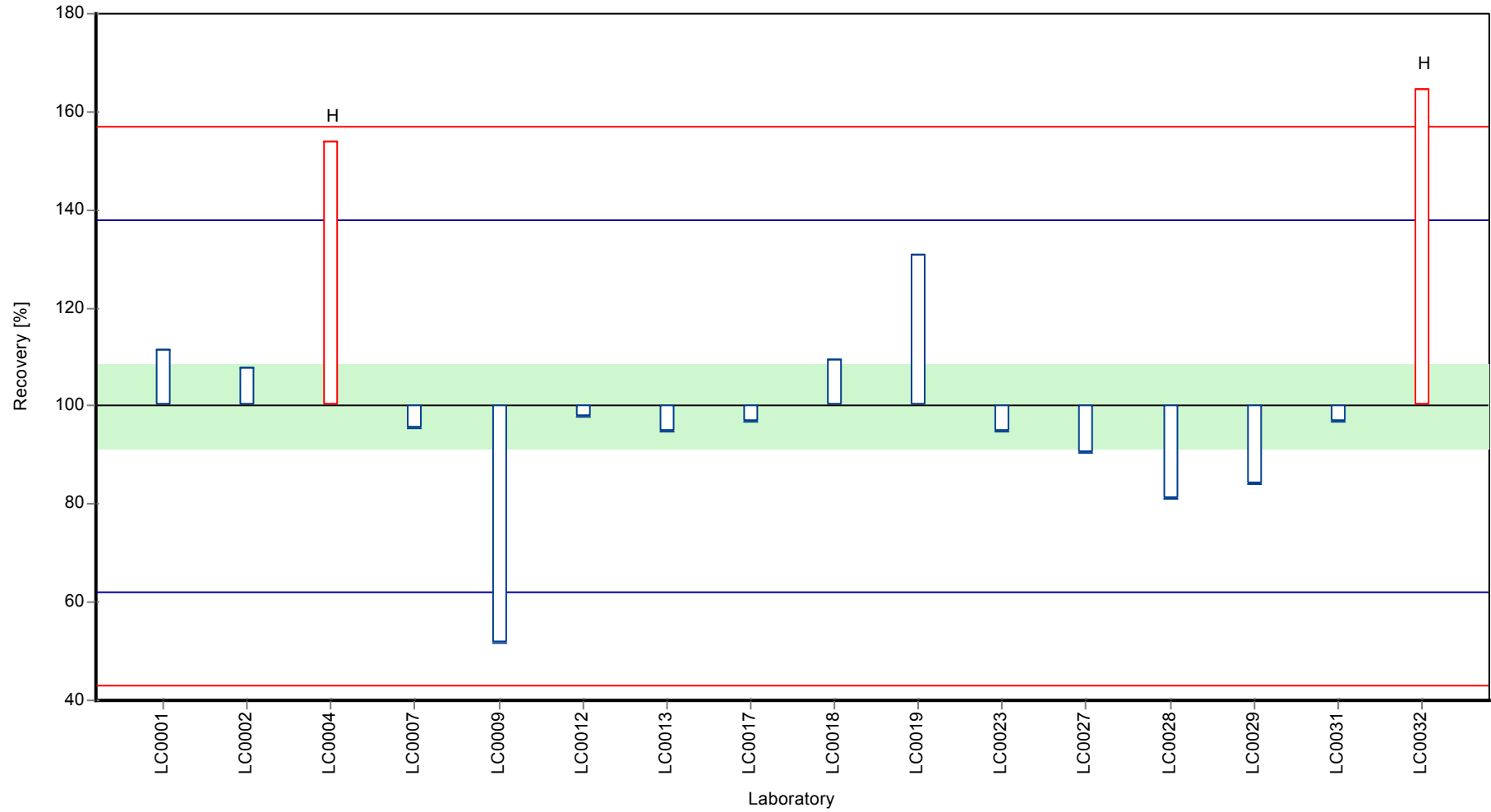
	all results	without outliers	Unit
Mean ± CI (99%)	0.58 ± 0.115	0.536 ± 0.0799	µg/l
Minimum	0.289	0.289	µg/l
Maximum	0.92	0.731	µg/l
Standard deviation	0.153	0.0996	µg/l
rel. standard deviation	26.3	18.6	%
n	16	14	-

Graphical presentation of results

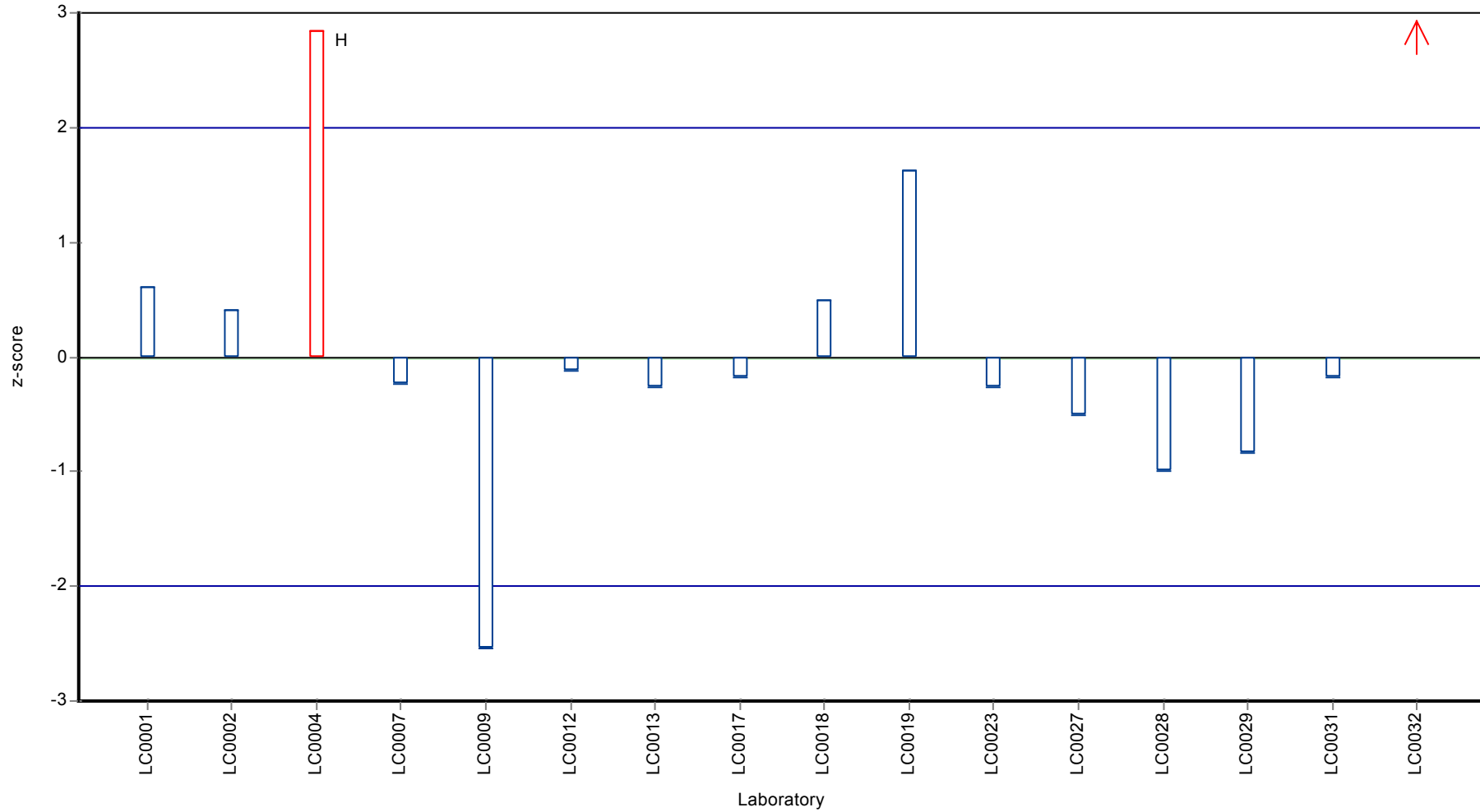
Results



Recovery rate



Z-score



Parameter oriented report

H104 A

Dichlorprop

Unit	µg/l
Assigned value ± U (k=2)	0.102 ± 0.00597
Criterion	0.0122 (12 %)
Minimum - Maximum	0.077 - 0.139
Control test value ± U (k=2)	0.107 ± 0.0161

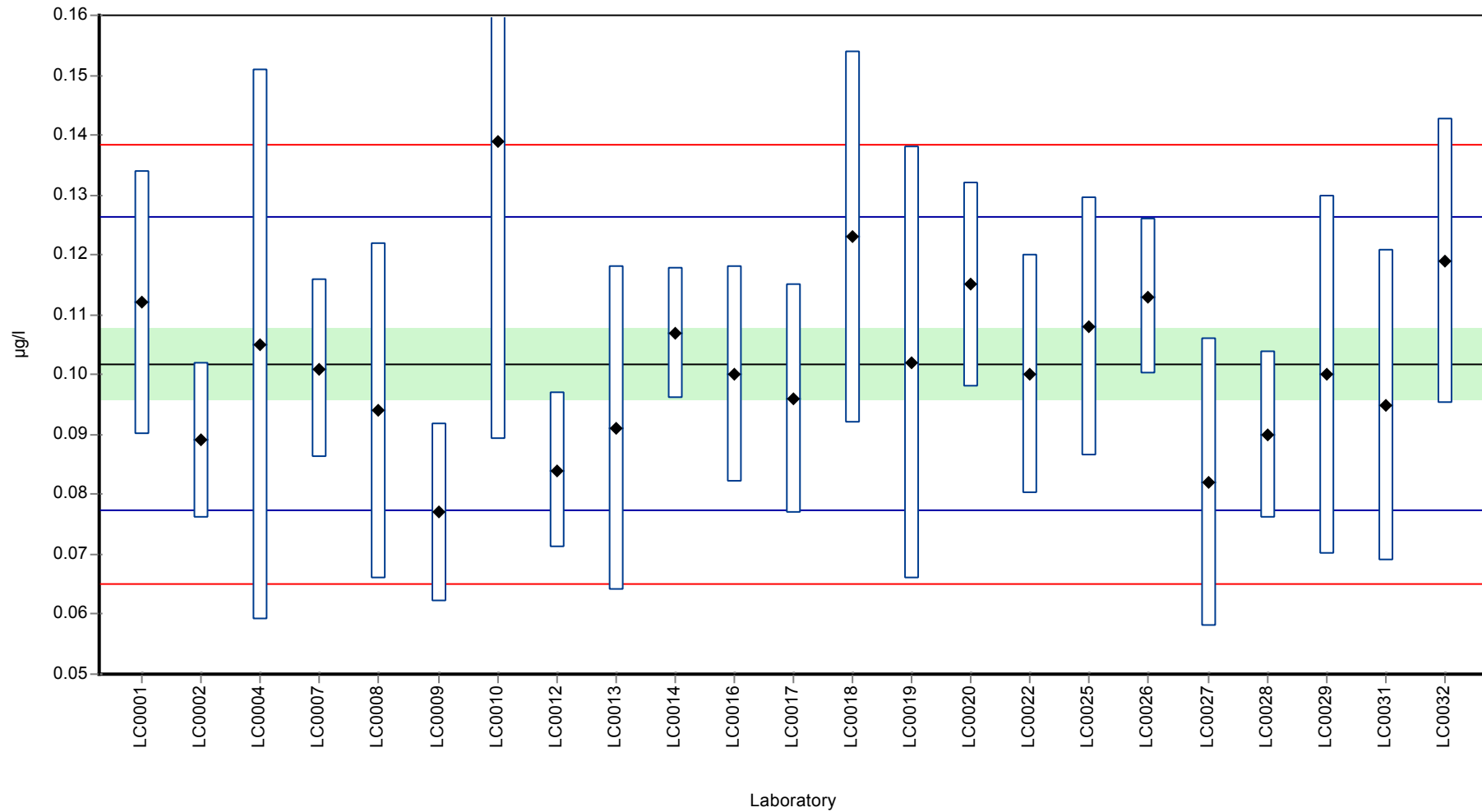
Labcode	Result	± U	Recovery [%]	z-score	Comments
LC0001	0.112	0.022	110	0.83	
LC0002	0.089	0.013	87.4	-1.05	
LC0003	-	-	-	-	
LC0004	0.105	0.046	103	0.26	
LC0005	-	-	-	-	
LC0006	-	-	-	-	
LC0007	0.101	0.015	99.2	-0.07	
LC0008	0.094	0.028	92.3	-0.64	
LC0009	0.077	0.015	75.6	-2.03	
LC0010	0.139	0.05	137	3.04	
LC0011	-	-	-	-	
LC0012	0.084	0.013	82.5	-1.46	
LC0013	0.091	0.027	89.4	-0.89	
LC0014	0.1069	0.011	105	0.42	
LC0015	-	-	-	-	
LC0016	0.1	0.018	98.2	-0.15	
LC0017	0.096	0.0192	94.3	-0.48	
LC0018	0.123	0.031	121	1.73	
LC0019	0.102	0.036	100	0.01	
LC0020	0.115	0.017	113	1.08	
LC0021	-	-	-	-	
LC0022	0.1	0.02	98.2	-0.15	
LC0023	-	-	-	-	
LC0024	-	-	-	-	
LC0025	0.108	0.0216	106	0.51	
LC0026	0.113	0.013	111	0.92	
LC0027	0.082	0.024	80.5	-1.62	
LC0028	0.09	0.014	88.4	-0.97	
LC0029	0.1	0.03	98.2	-0.15	
LC0030	-	-	-	-	
LC0031	0.095	0.026	93.3	-0.56	
LC0032	0.119	0.0238	117	1.41	

Characteristics of parameter

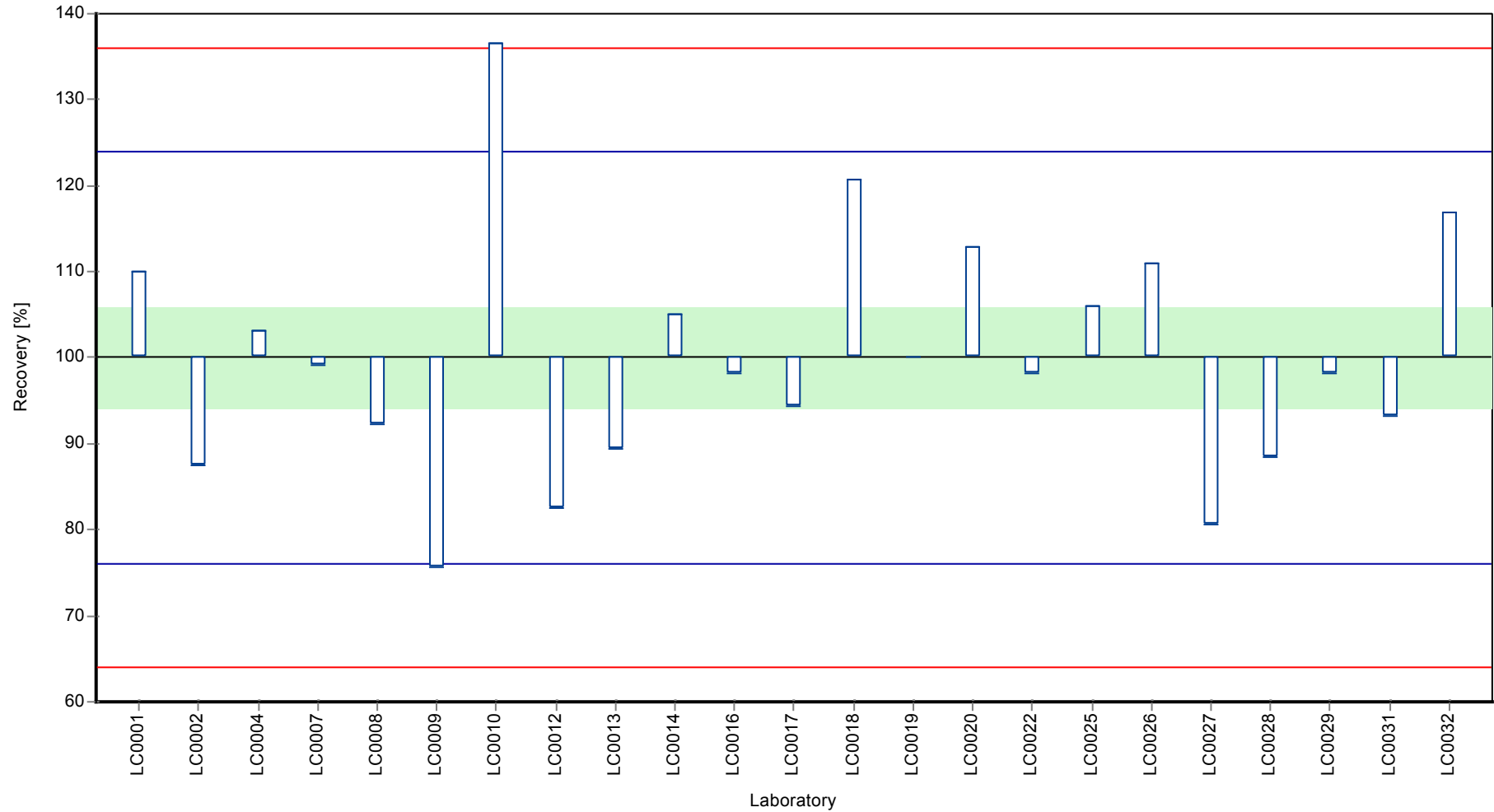
	all results	without outliers	Unit
Mean ± CI (99%)	0.102 ± 0.00895	0.102 ± 0.00895	µg/l
Minimum	0.077	0.077	µg/l
Maximum	0.139	0.139	µg/l
Standard deviation	0.0143	0.0143	µg/l
rel. standard deviation	14.1	14.1	%
n	23	23	-

Graphical presentation of results

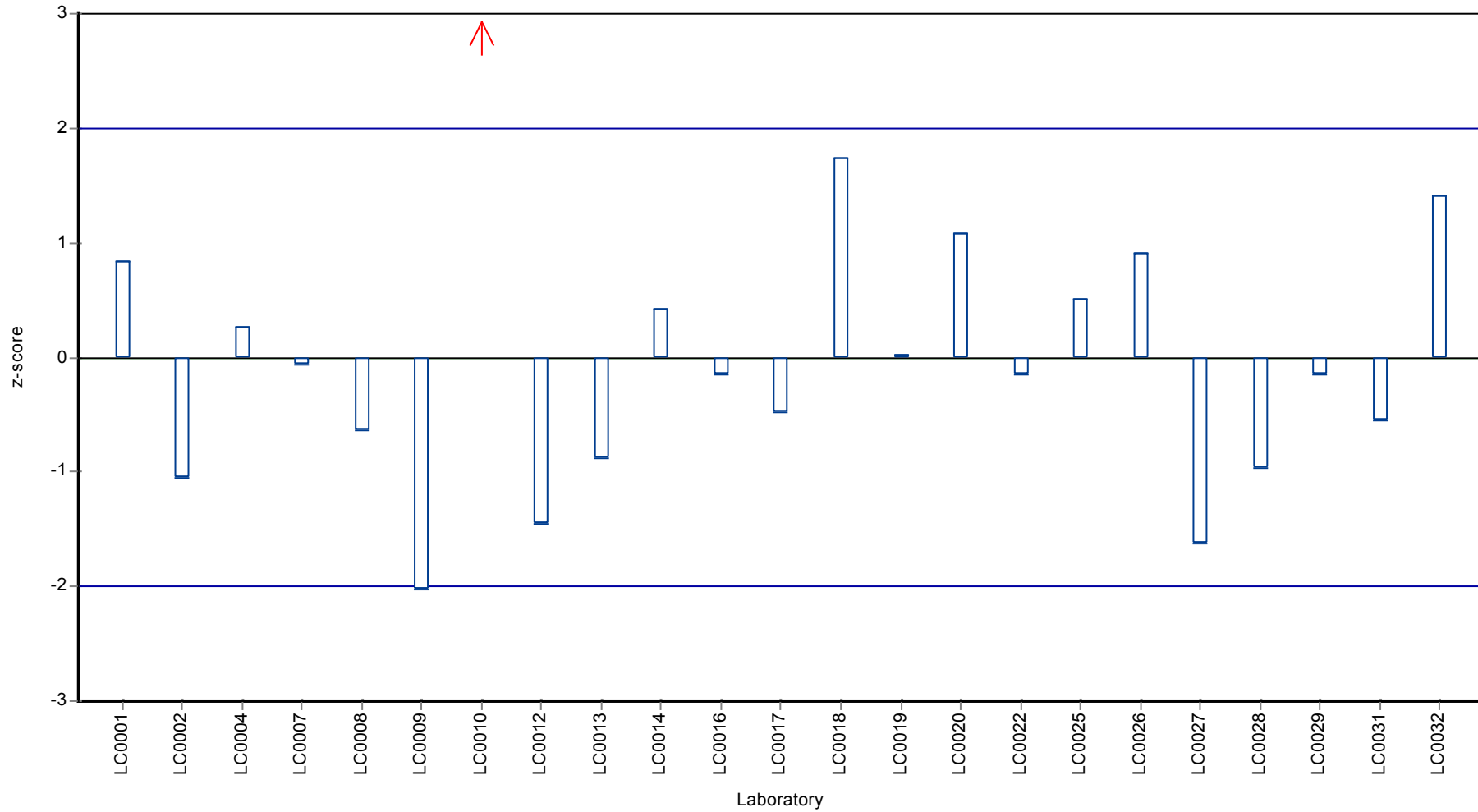
Results



Recovery rate



Z-score



Parameter oriented report

H104 B

Dichlorprop

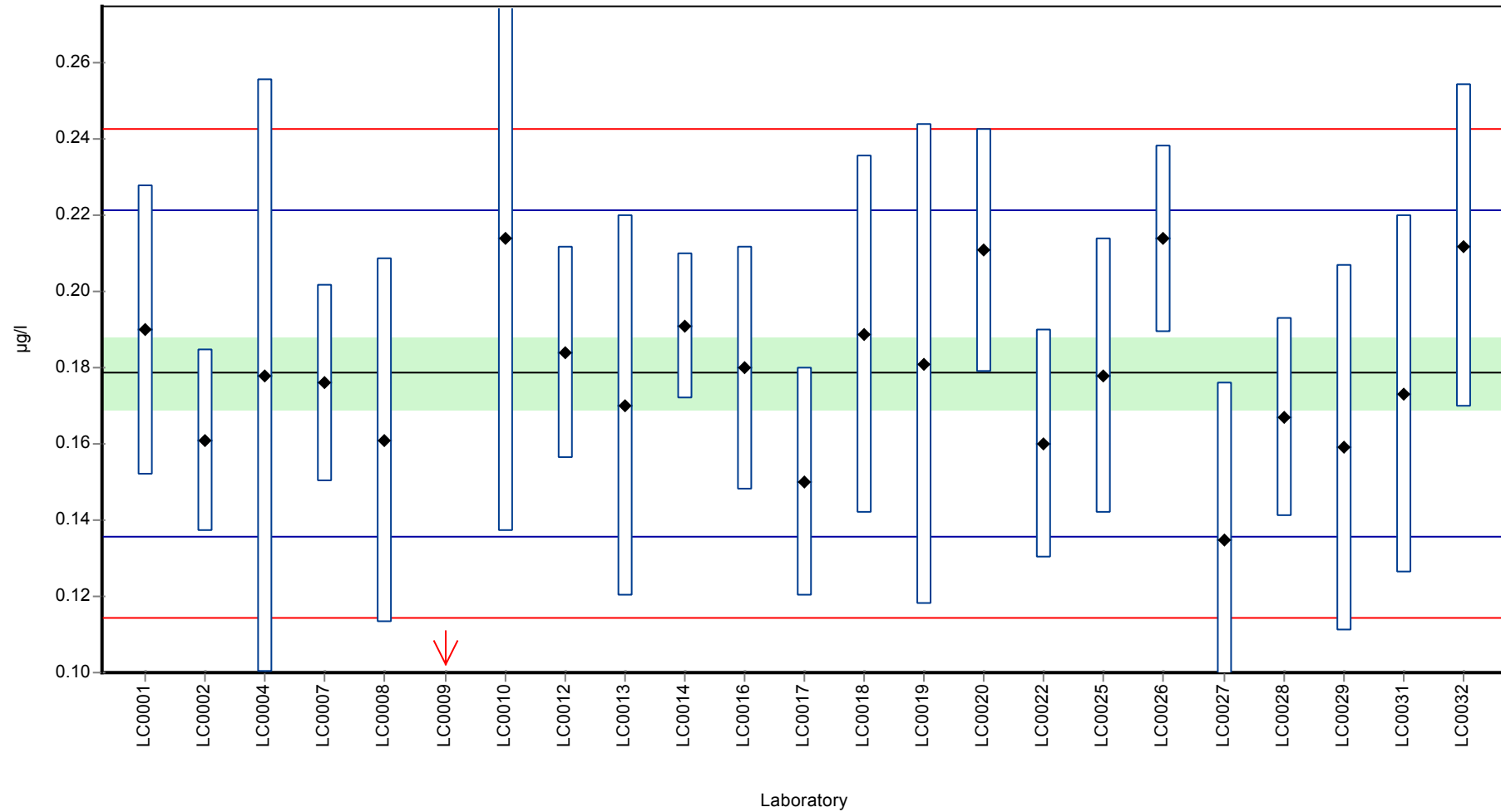
Unit	µg/l
Assigned value ± U (k=2)	0.179 ± 0.00935
Criterion	0.0214 (12 %)
Minimum - Maximum	0.135 - 0.214
Control test value ± U (k=2)	0.215 ± 0.0322

Labcode	Result	± U	Recovery [%]	z-score	Comments
LC0001	0.19	0.038	106	0.53	
LC0002	0.161	0.024	90.1	-0.82	
LC0003	-	-	-	-	
LC0004	0.178	0.078	99.6	-0.03	
LC0005	-	-	-	-	
LC0006	-	-	-	-	
LC0007	0.176	0.026	98.5	-0.12	
LC0008	0.161	0.048	90.1	-0.82	
LC0009	0.069	0.014	38.6	-5.11	H
LC0010	0.214	0.077	120	1.65	
LC0011	-	-	-	-	
LC0012	0.184	0.028	103	0.25	
LC0013	0.17	0.05	95.2	-0.4	
LC0014	0.191	0.019	107	0.58	
LC0015	-	-	-	-	
LC0016	0.18	0.032	101	0.06	
LC0017	0.15	0.03	84	-1.34	
LC0018	0.189	0.047	106	0.48	
LC0019	0.181	0.063	101	0.11	
LC0020	0.211	0.032	118	1.51	
LC0021	-	-	-	-	
LC0022	0.16	0.03	89.6	-0.87	
LC0023	-	-	-	-	
LC0024	-	-	-	-	
LC0025	0.178	0.036	99.6	-0.03	
LC0026	0.214	0.0246	120	1.65	
LC0027	0.135	0.041	75.6	-2.04	
LC0028	0.167	0.026	93.5	-0.54	
LC0029	0.159	0.048	89	-0.92	
LC0030	-	-	-	-	
LC0031	0.173	0.047	96.8	-0.26	
LC0032	0.212	0.0424	119	1.56	

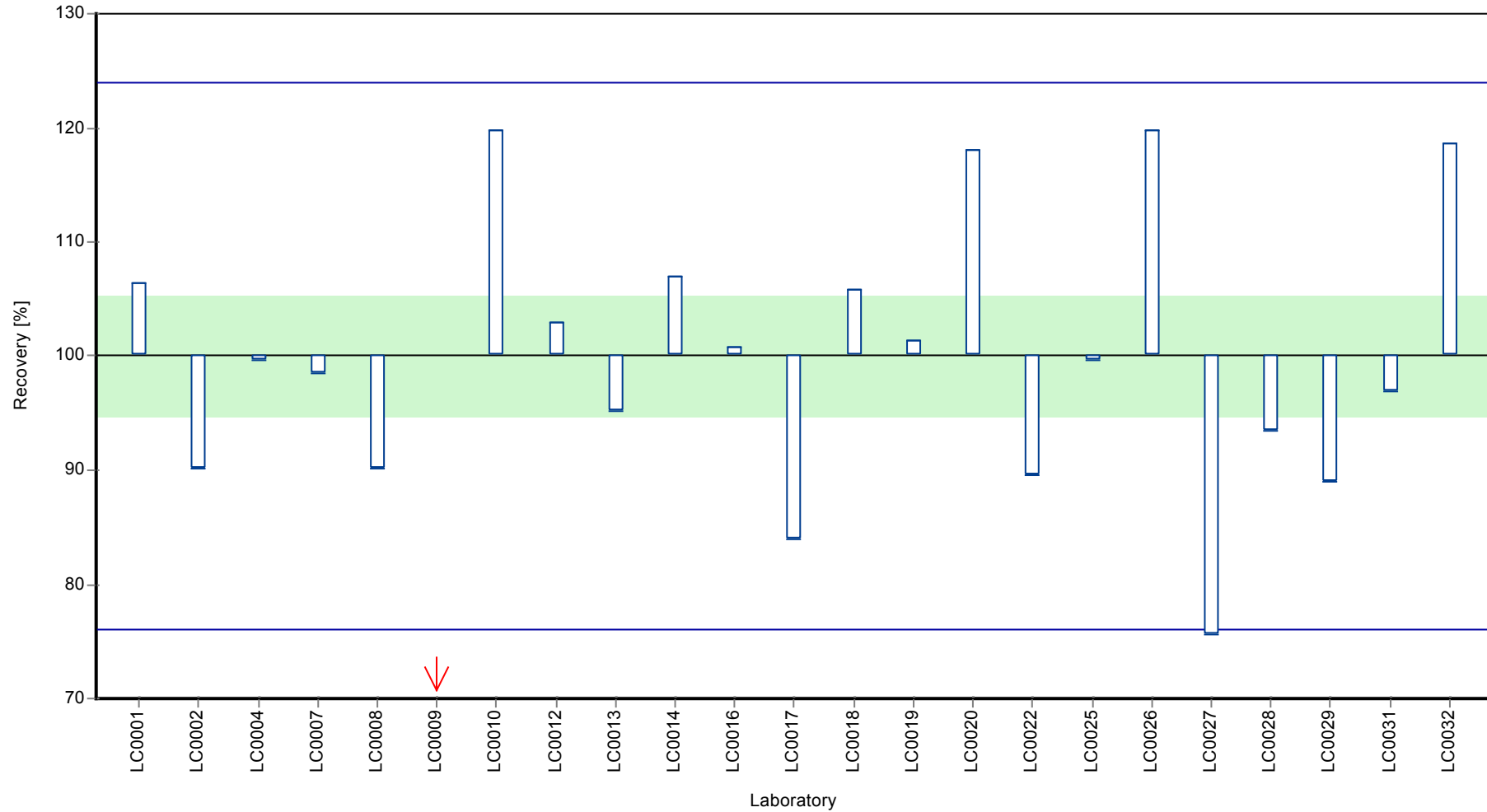
Characteristics of parameter

	all results	without outliers	Unit
Mean ± CI (99%)	0.174 ± 0.0193	0.179 ± 0.0135	µg/l
Minimum	0.069	0.135	µg/l
Maximum	0.214	0.214	µg/l
Standard deviation	0.0309	0.0212	µg/l
rel. standard deviation	17.7	11.8	%
n	23	22	-

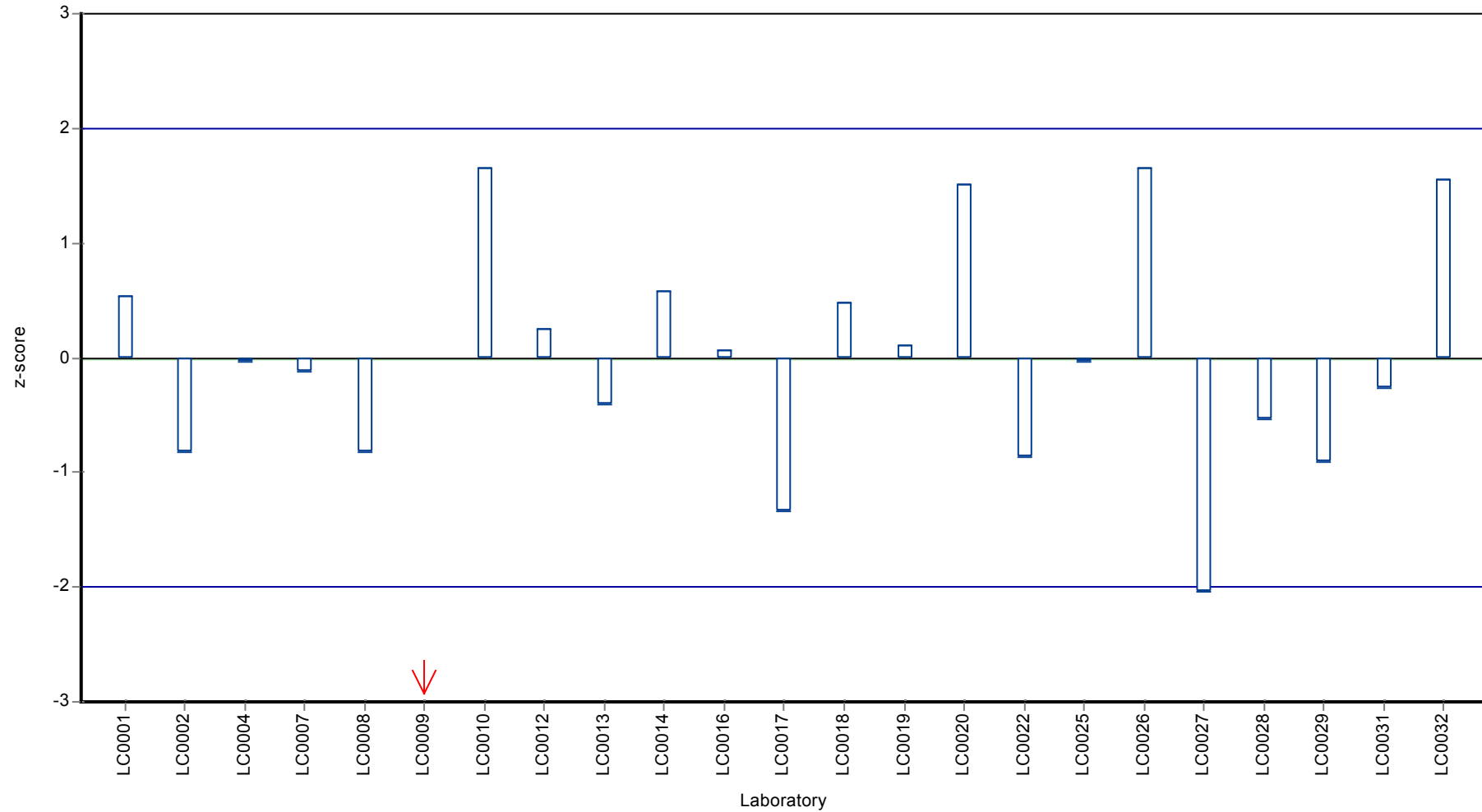
Graphical presentation of results
Results



Recovery rate



Z-score



Parameter oriented report

H104 A

Glufosinate

Unit	µg/l
Assigned value ± U (k=2)	0.339 ± 0.114
Criterion	0.102 (30 %)
Minimum - Maximum	0.06 - 0.565
Control test value ± U (k=2)	0.436 ± 0.0654

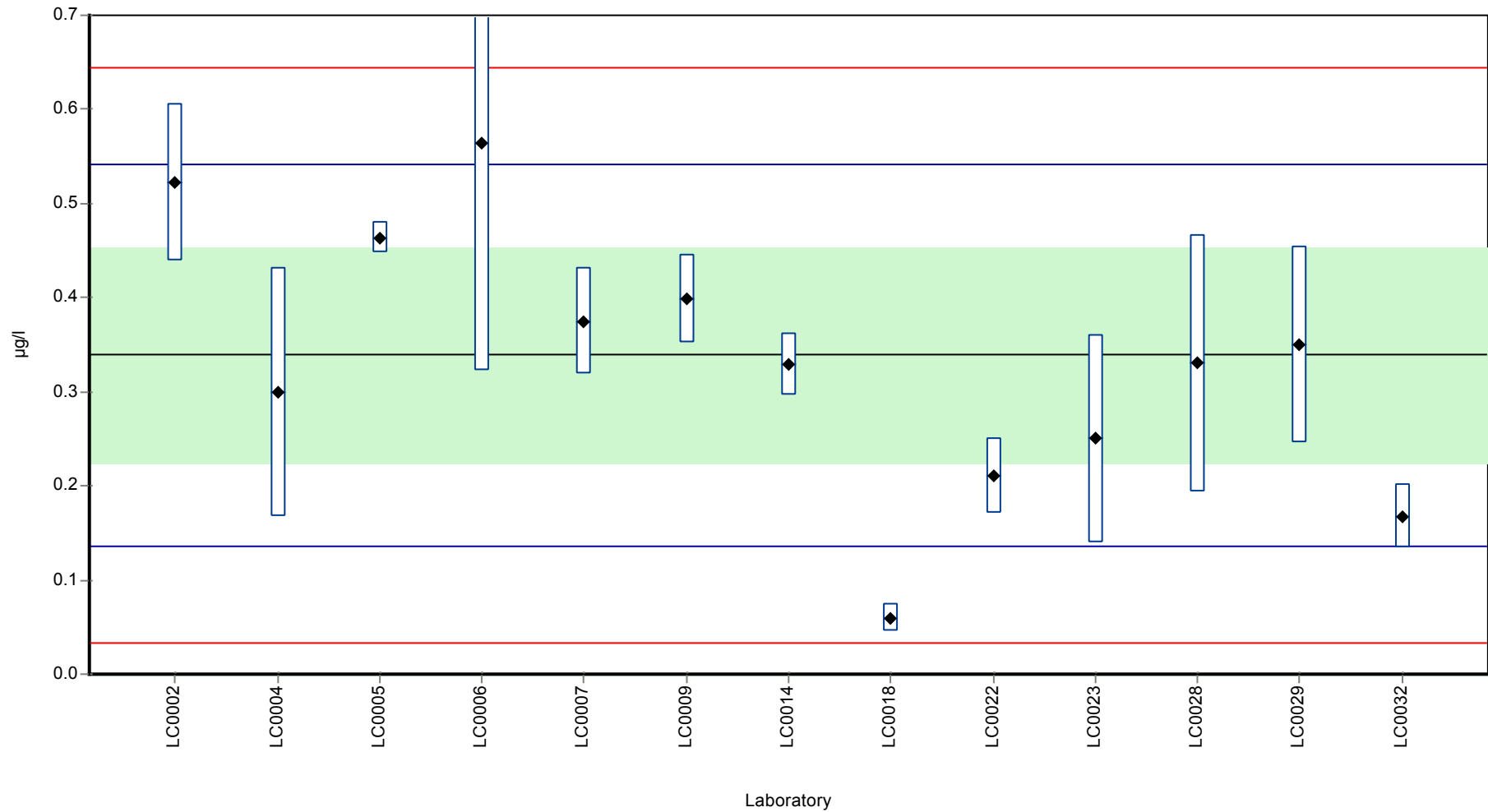
Labcode	Result	± U	Recovery [%]	z-score	Comments
LC0001	-	-	-	-	
LC0002	0.522	0.084	154	1.8	
LC0003	-	-	-	-	
LC0004	0.3	0.132	88.5	-0.38	
LC0005	0.464	0.017	137	1.23	
LC0006	0.565	0.243	167	2.22	
LC0007	0.375	0.056	111	0.35	
LC0008	-	-	-	-	
LC0009	0.399	0.047	118	0.59	
LC0010	-	-	-	-	
LC0011	-	-	-	-	
LC0012	-	-	-	-	
LC0013	-	-	-	-	
LC0014	0.329	0.033	97.1	-0.1	
LC0015	-	-	-	-	
LC0016	-	-	-	-	
LC0017	-	-	-	-	
LC0018	0.06	0.015	17.7	-2.74	
LC0019	-	-	-	-	
LC0020	-	-	-	-	
LC0021	-	-	-	-	
LC0022	0.21	0.04	61.9	-1.27	
LC0023	0.25	0.11	73.7	-0.88	
LC0024	-	-	-	-	
LC0025	-	-	-	-	
LC0026	-	-	-	-	
LC0027	-	-	-	-	
LC0028	0.33	0.137	97.3	-0.09	
LC0029	0.35	0.105	103	0.11	
LC0030	-	-	-	-	
LC0031	-	-	-	-	
LC0032	0.168	0.0336	49.6	-1.68	

Characteristics of parameter

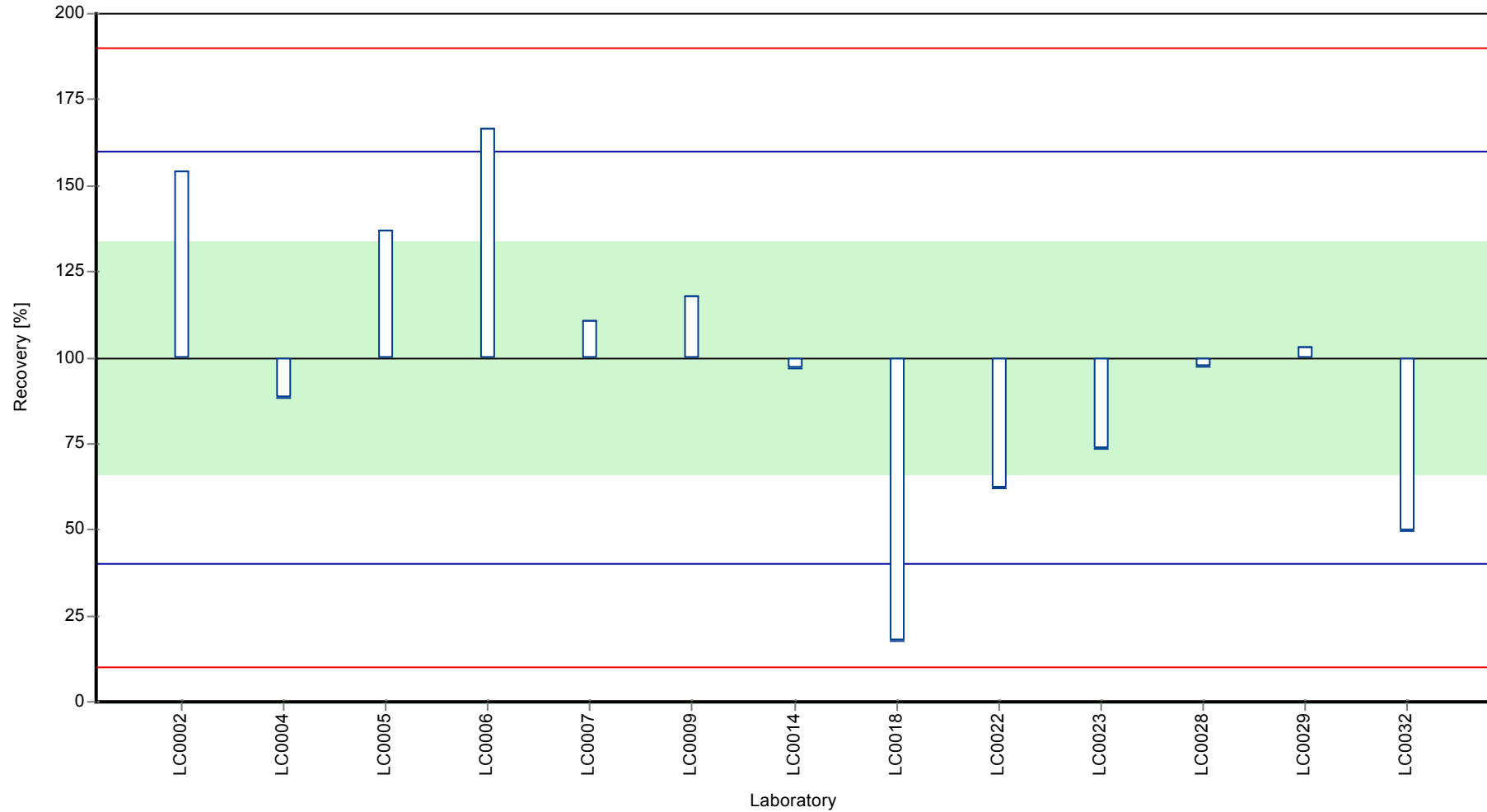
	all results	without outliers	Unit
Mean ± CI (99%)	0.332 ± 0.117	0.332 ± 0.117	µg/l
Minimum	0.06	0.06	µg/l
Maximum	0.565	0.565	µg/l
Standard deviation	0.141	0.141	µg/l
rel. standard deviation	42.4	42.4	%
n	13	13	-

Graphical presentation of results

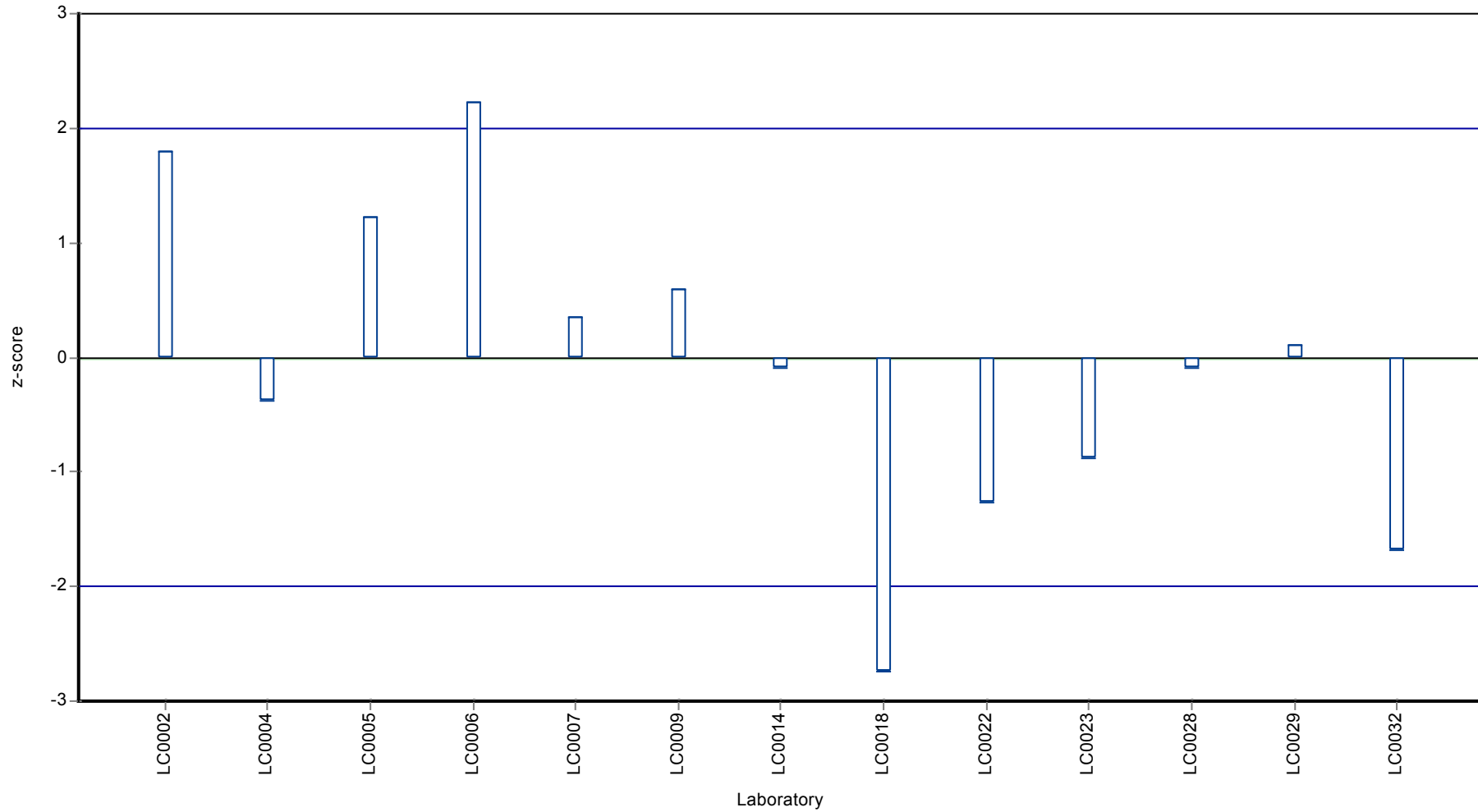
Results



Recovery rate



Z-score



Parameter oriented report

H104 B

Glufosinate

Unit	µg/l
Assigned value ± U (k=2)	0.158 ± 0.0385
Criterion	0.0474 (30 %)
Minimum - Maximum	0.088 - 0.322
Control test value ± U (k=2)	0.185 ± 0.0278

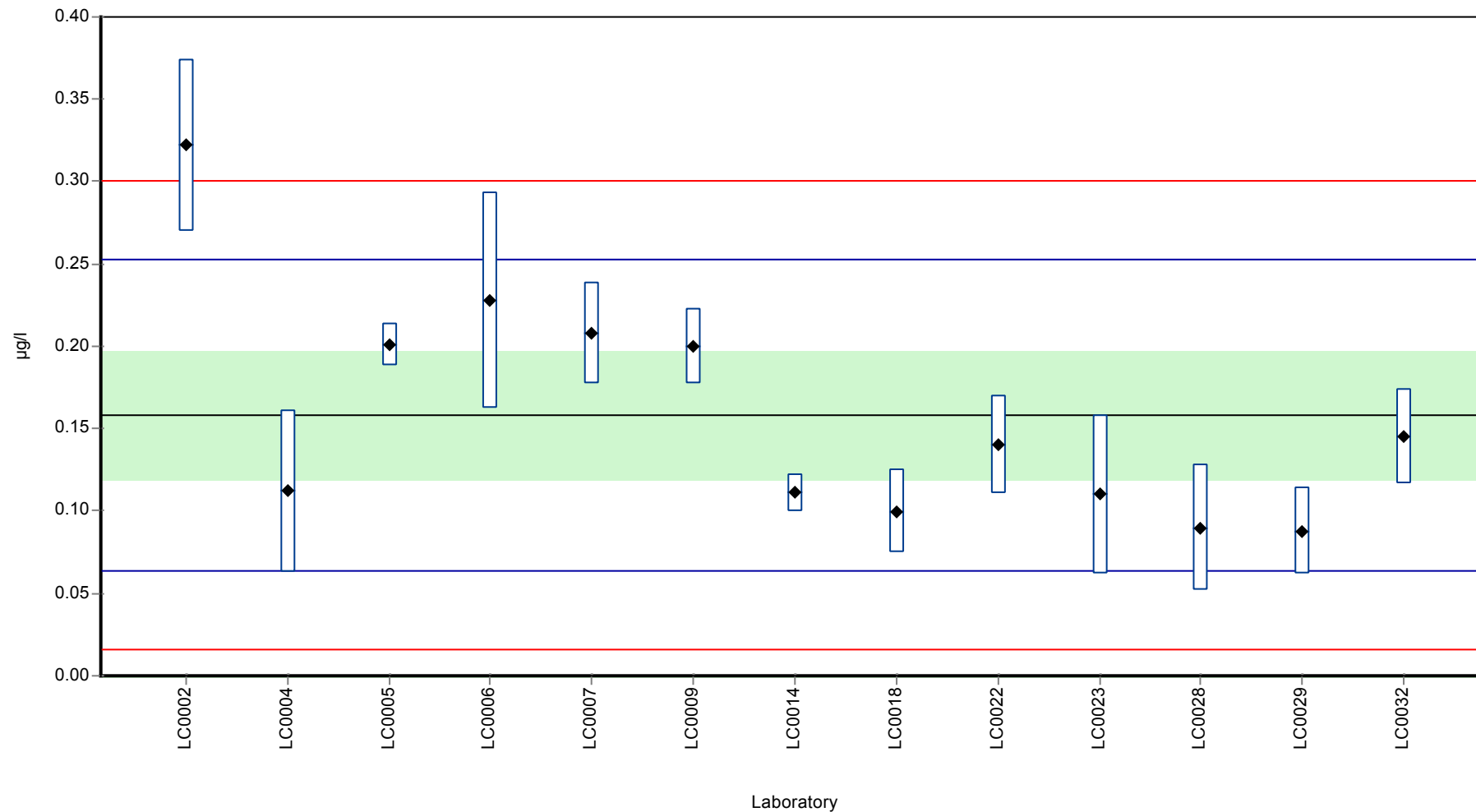
Labcode	Result	± U	Recovery [%]	z-score	Comments
LC0001	-	-	-	-	
LC0002	0.322	0.052	204	3.46	
LC0003	-	-	-	-	
LC0004	0.112	0.049	70.9	-0.97	
LC0005	0.201	0.013	127	0.91	
LC0006	0.228	0.066	144	1.47	
LC0007	0.208	0.031	132	1.05	
LC0008	-	-	-	-	
LC0009	0.2	0.023	127	0.88	
LC0010	-	-	-	-	
LC0011	-	-	-	-	
LC0012	-	-	-	-	
LC0013	-	-	-	-	
LC0014	0.111	0.011	70.2	-0.99	
LC0015	-	-	-	-	
LC0016	-	-	-	-	
LC0017	-	-	-	-	
LC0018	0.1	0.025	63.3	-1.22	
LC0019	-	-	-	-	
LC0020	-	-	-	-	
LC0021	-	-	-	-	
LC0022	0.14	0.03	88.6	-0.38	
LC0023	0.11	0.048	69.6	-1.01	
LC0024	-	-	-	-	
LC0025	-	-	-	-	
LC0026	-	-	-	-	
LC0027	-	-	-	-	
LC0028	0.09	0.038	56.9	-1.44	
LC0029	0.088	0.026	55.7	-1.48	
LC0030	-	-	-	-	
LC0031	-	-	-	-	
LC0032	0.145	0.029	91.7	-0.28	

Characteristics of parameter

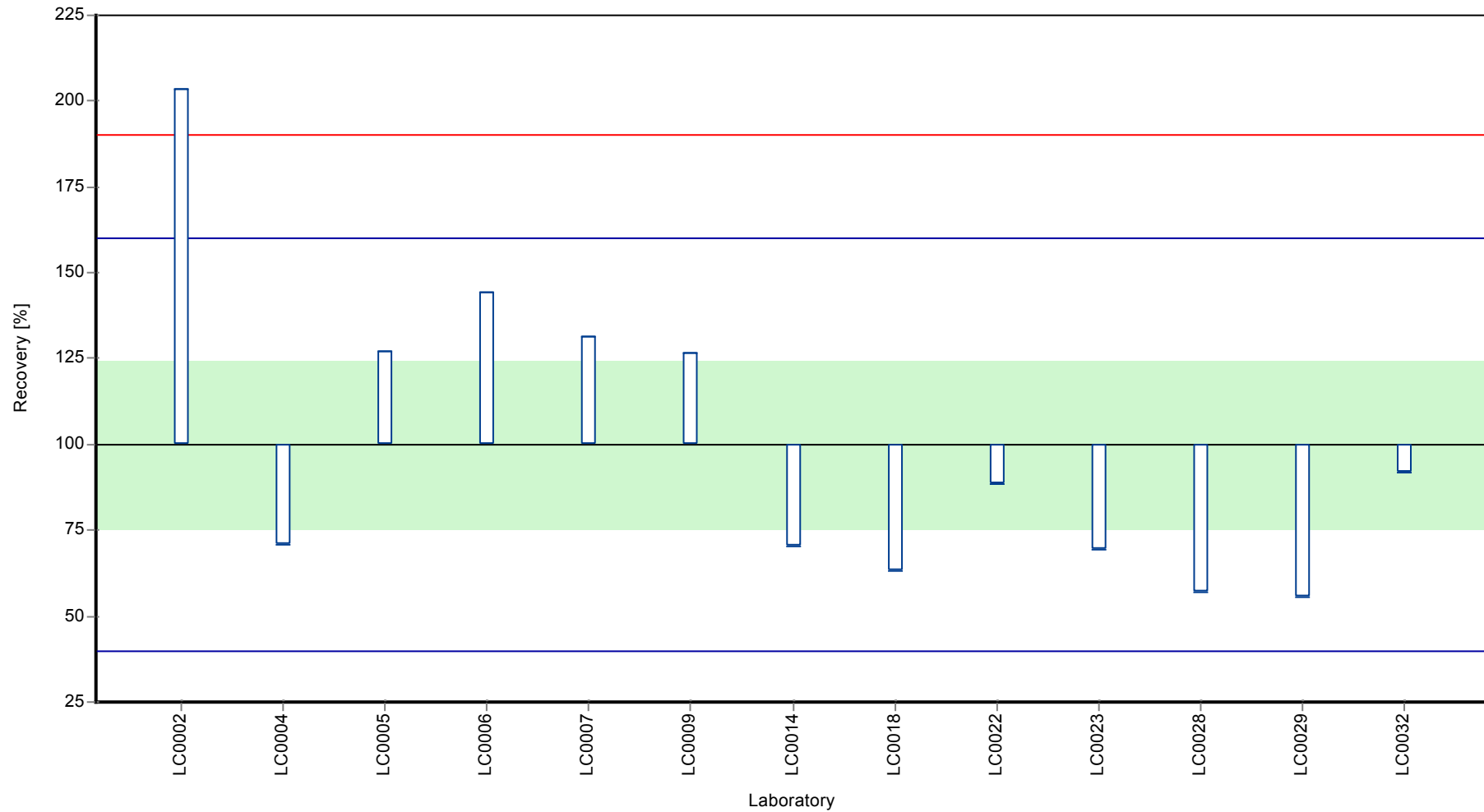
	all results	without outliers	Unit
Mean ± CI (99%)	0.158 ± 0.0578	0.158 ± 0.0578	µg/l
Minimum	0.088	0.088	µg/l
Maximum	0.322	0.322	µg/l
Standard deviation	0.0695	0.0695	µg/l
rel. standard deviation	43.9	43.9	%
n	13	13	-

Graphical presentation of results

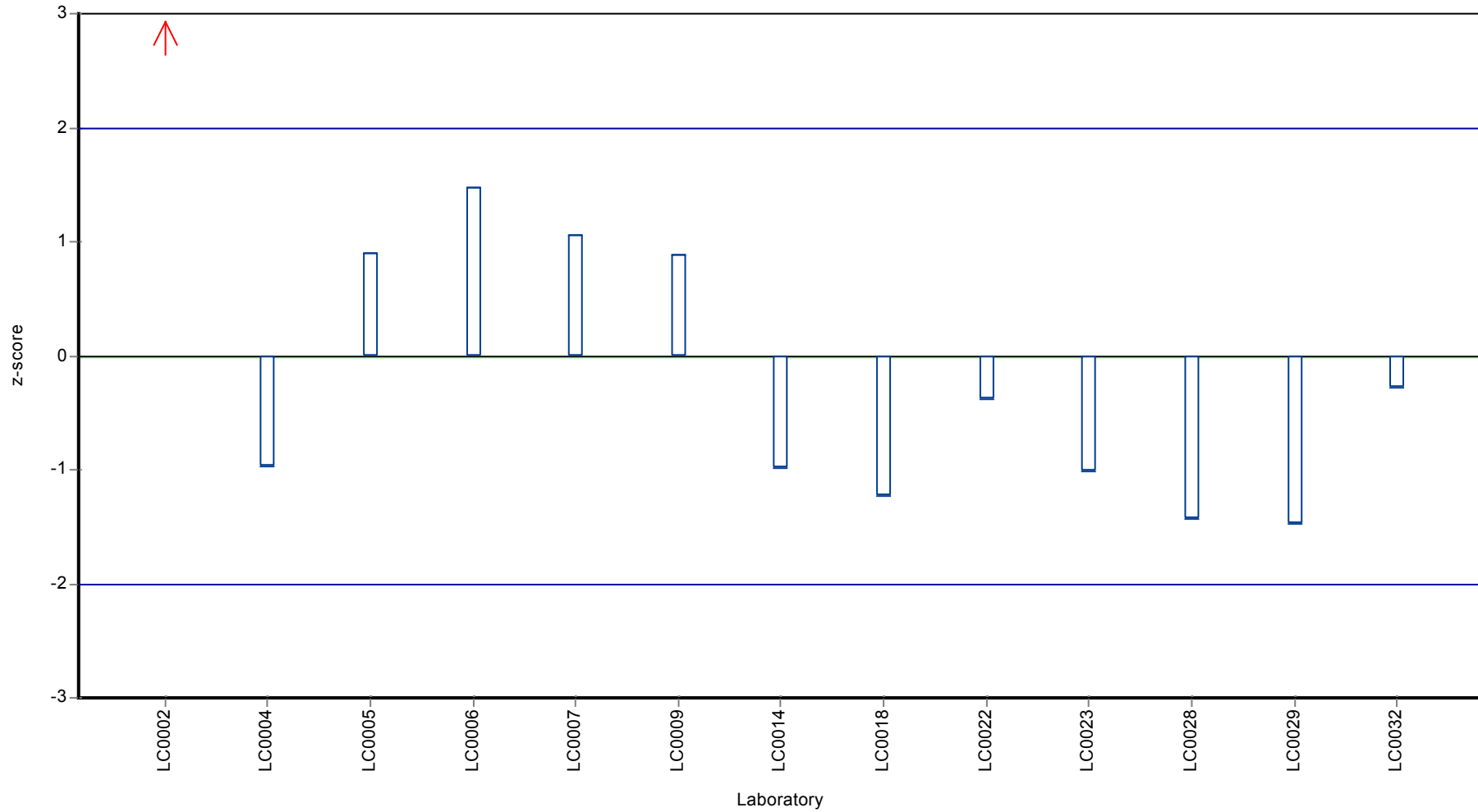
Results



Recovery rate



Z-score



Parameter oriented report

H104 A

Glyphosate

Unit	µg/l
Assigned value ± U (k=2)	-
Criterion	-
Minimum - Maximum	0.124 - 0.124
Control test value ± U (k=2)	<0.03 (LOD)

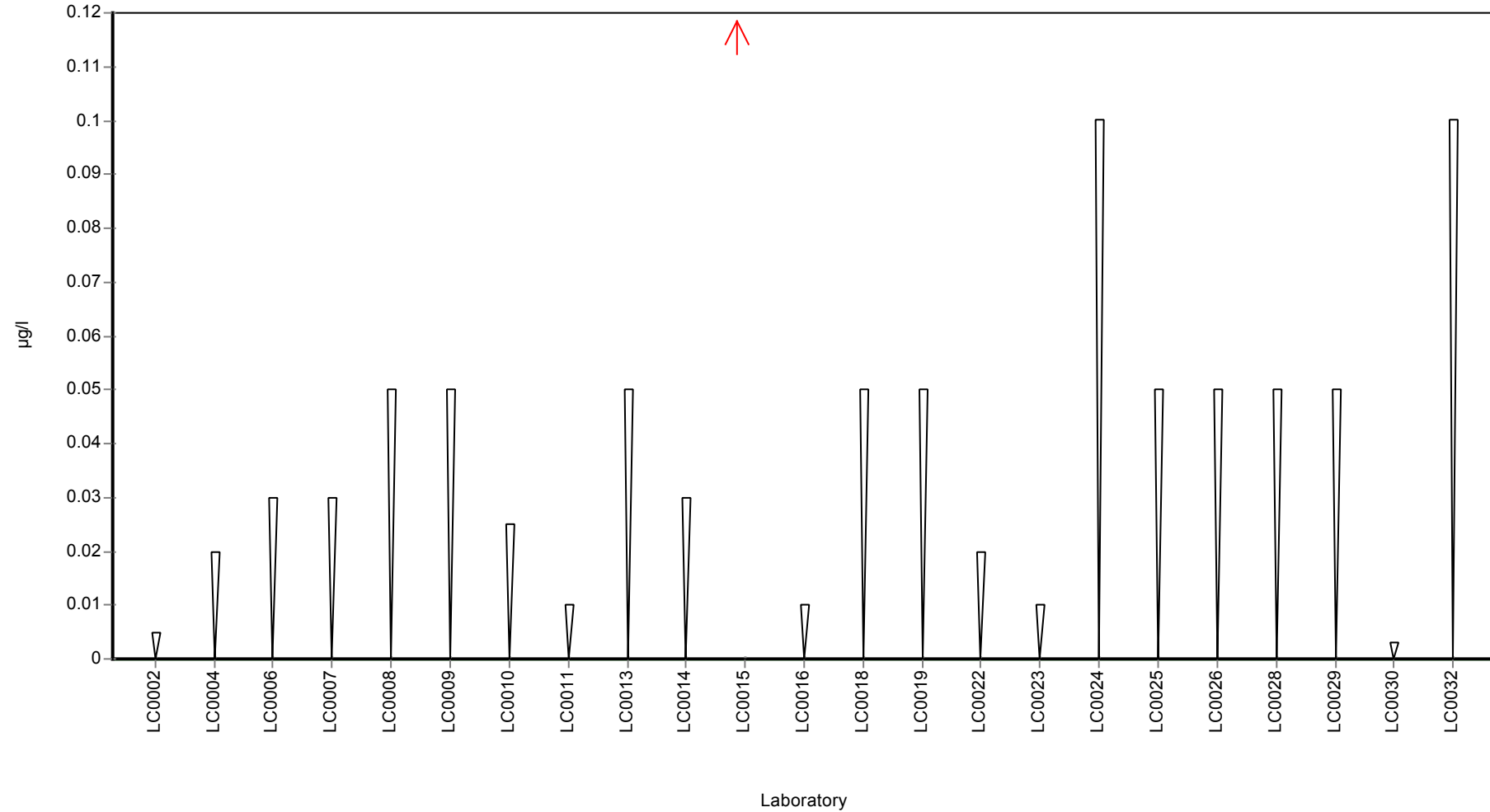
Labcode	Result	± U	Recovery [%]	z-score	Comments
LC0001	-	-	-	-	
LC0002	< 0.005 (LOQ)	-	-	-	
LC0003	-	-	-	-	
LC0004	< 0.02 (LOQ)	-	-	-	
LC0005	-	-	-	-	
LC0006	< 0.03 (LOQ)	-	-	-	
LC0007	< 0.03 (LOQ)	-	-	-	
LC0008	< 0.05 (LOQ)	-	-	-	
LC0009	< 0.05 (LOQ)	-	-	-	
LC0010	< 0.025 (LOQ)	-	-	-	
LC0011	< 0.01 (LOQ)	-	-	-	
LC0012	-	-	-	-	
LC0013	< 0.05 (LOQ)	-	-	-	
LC0014	< 0.03 (LOQ)	-	-	-	
LC0015	0.124	0.027	-	-	FP
LC0016	<0.01 (LOD)	-	-	-	
LC0017	-	-	-	-	
LC0018	< 0.05 (LOQ)	-	-	-	
LC0019	< 0.05 (LOQ)	-	-	-	
LC0020	-	-	-	-	
LC0021	-	-	-	-	
LC0022	<0.02 (LOD)	-	-	-	
LC0023	< 0.01 (LOQ)	-	-	-	
LC0024	< 0.1 (LOQ)	-	-	-	
LC0025	< 0.05 (LOQ)	-	-	-	
LC0026	< 0.05 (LOQ)	-	-	-	
LC0027	-	-	-	-	
LC0028	< 0.05 (LOQ)	-	-	-	
LC0029	< 0.05 (LOQ)	-	-	-	
LC0030	<0.003 (LOD)	-	-	-	
LC0031	-	-	-	-	
LC0032	< 0.1 (LOQ)	-	-	-	

Characteristics of parameter

	all results	without outliers	Unit
Mean ± CI (99%)	0.124	-	µg/l
Minimum	0.124	0.124	µg/l
Maximum	0.124	0.124	µg/l
Standard deviation	-	-	µg/l
rel. standard deviation	-	-	%
n	1	1	-

Graphical presentation of results

Results



Parameter oriented report

H104 B

Glyphosate

Unit	µg/l
Assigned value ± U (k=2)	0.555 ± 0.0236
Criterion	0.122 (22 %)
Minimum - Maximum	0.47 - 0.699
Control test value ± U (k=2)	0.576 ± 0.0864

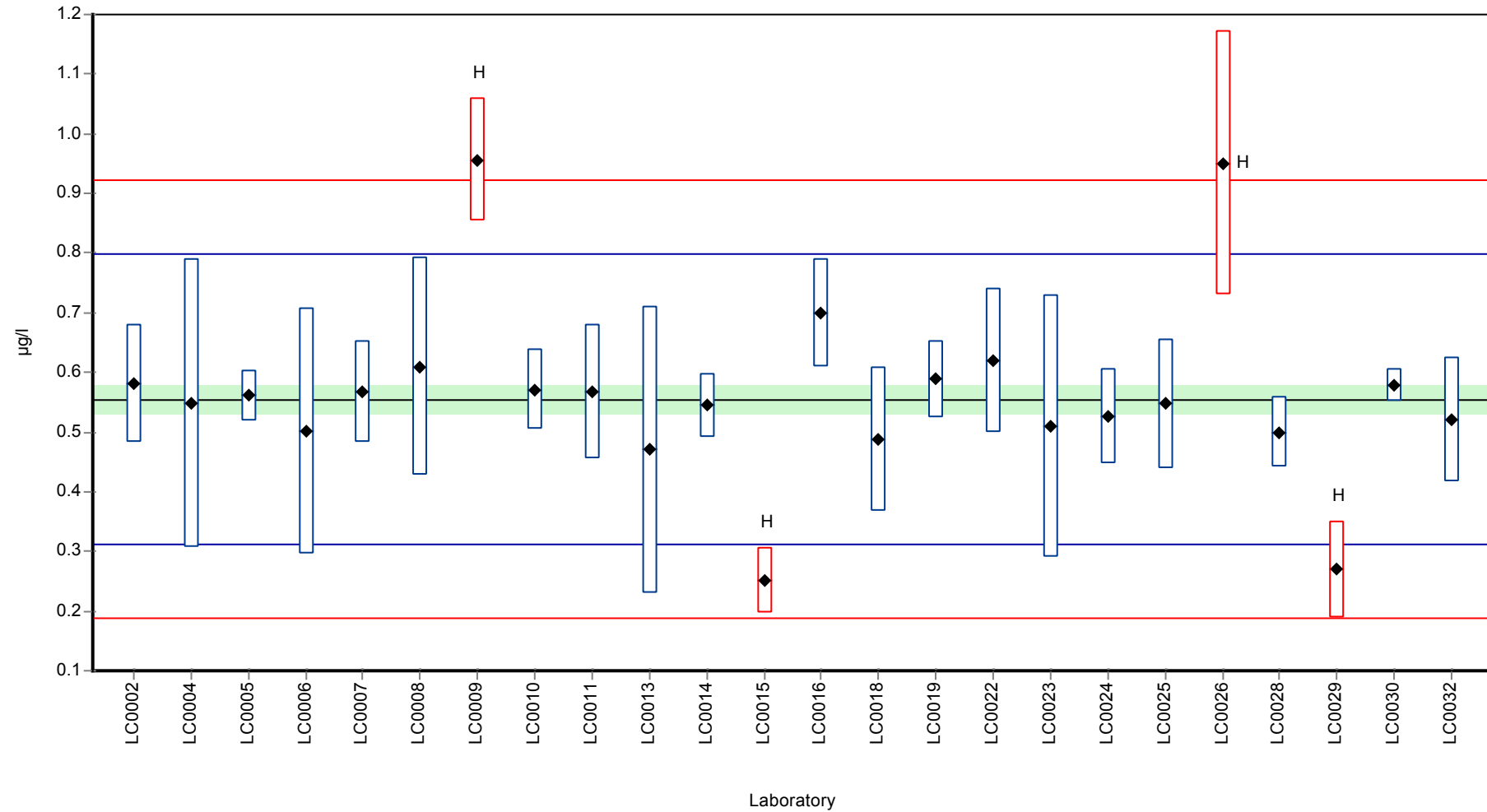
Labcode	Result	± U	Recovery [%]	z-score	Comments
LC0001	-	-	-	-	
LC0002	0.58	0.099	105	0.2	
LC0003	-	-	-	-	
LC0004	0.548	0.241	98.8	-0.06	
LC0005	0.561	0.042	101	0.05	
LC0006	0.502	0.206	90.5	-0.43	
LC0007	0.568	0.085	102	0.11	
LC0008	0.609	0.183	110	0.44	
LC0009	0.956	0.103	172	3.29	H
LC0010	0.571	0.068	103	0.13	
LC0011	0.567	0.1134	102	0.1	
LC0012	-	-	-	-	
LC0013	0.47	0.24	84.7	-0.7	
LC0014	0.5445	0.054	98.1	-0.09	
LC0015	0.25	0.055	45.1	-2.5	H
LC0016	0.699	0.091	126	1.18	
LC0017	-	-	-	-	
LC0018	0.488	0.122	87.9	-0.55	
LC0019	0.589	0.065	106	0.28	
LC0020	-	-	-	-	
LC0021	-	-	-	-	
LC0022	0.62	0.12	112	0.53	
LC0023	0.51	0.22	91.9	-0.37	
LC0024	0.526	0.079	94.8	-0.24	
LC0025	0.547	0.109	98.6	-0.06	
LC0026	0.9501	0.2214	171	3.24	H
LC0027	-	-	-	-	
LC0028	0.5	0.059	90.1	-0.45	
LC0029	0.27	0.081	48.7	-2.33	H
LC0030	0.579	0.0281	104	0.2	
LC0031	-	-	-	-	
LC0032	0.52	0.104	93.7	-0.29	

Characteristics of parameter

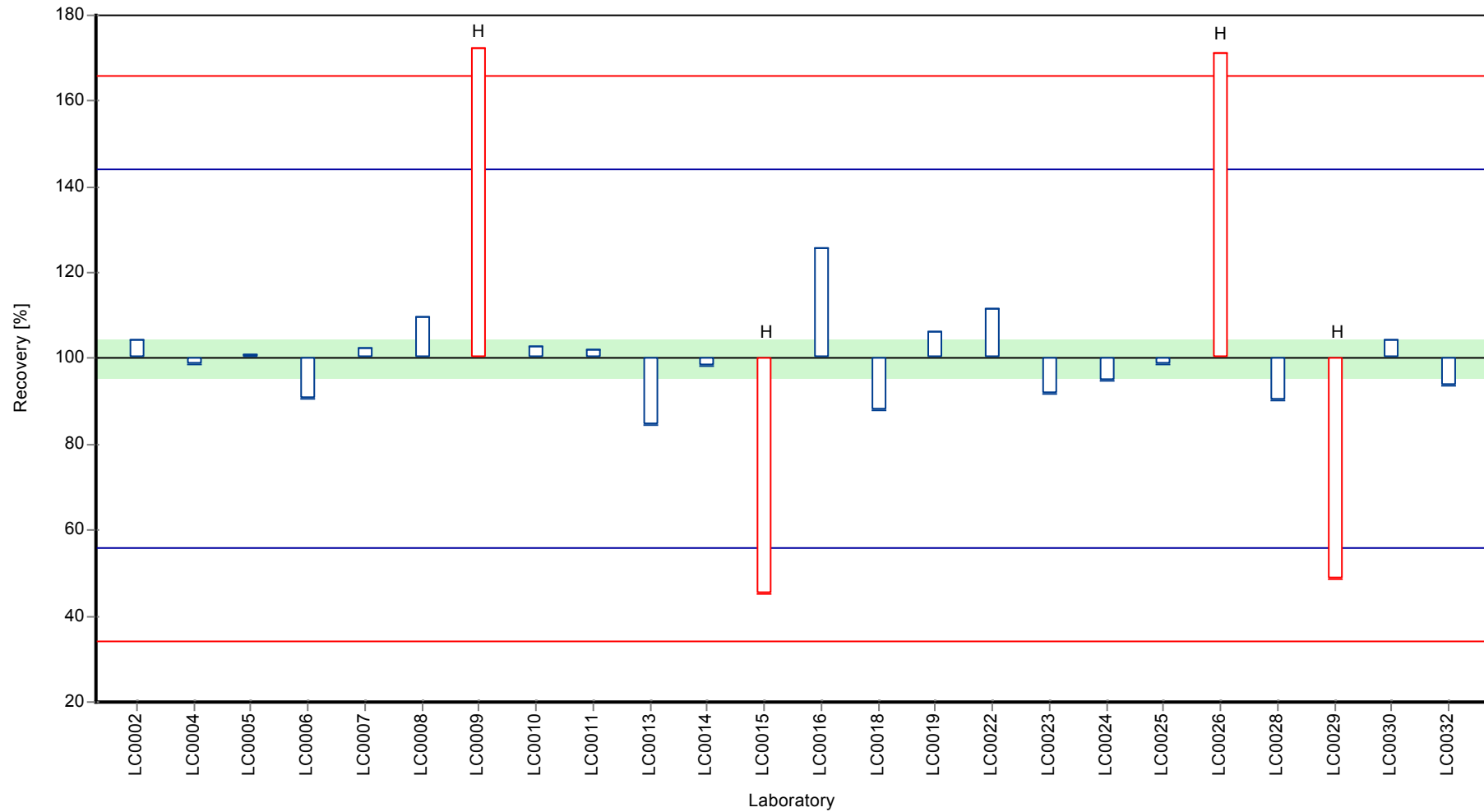
	all results	without outliers	Unit
Mean ± CI (99%)	0.564 ± 0.094	0.555 ± 0.0353	µg/l
Minimum	0.25	0.47	µg/l
Maximum	0.956	0.699	µg/l
Standard deviation	0.154	0.0527	µg/l
rel. standard deviation	27.2	9.49	%
n	24	20	-

Graphical presentation of results

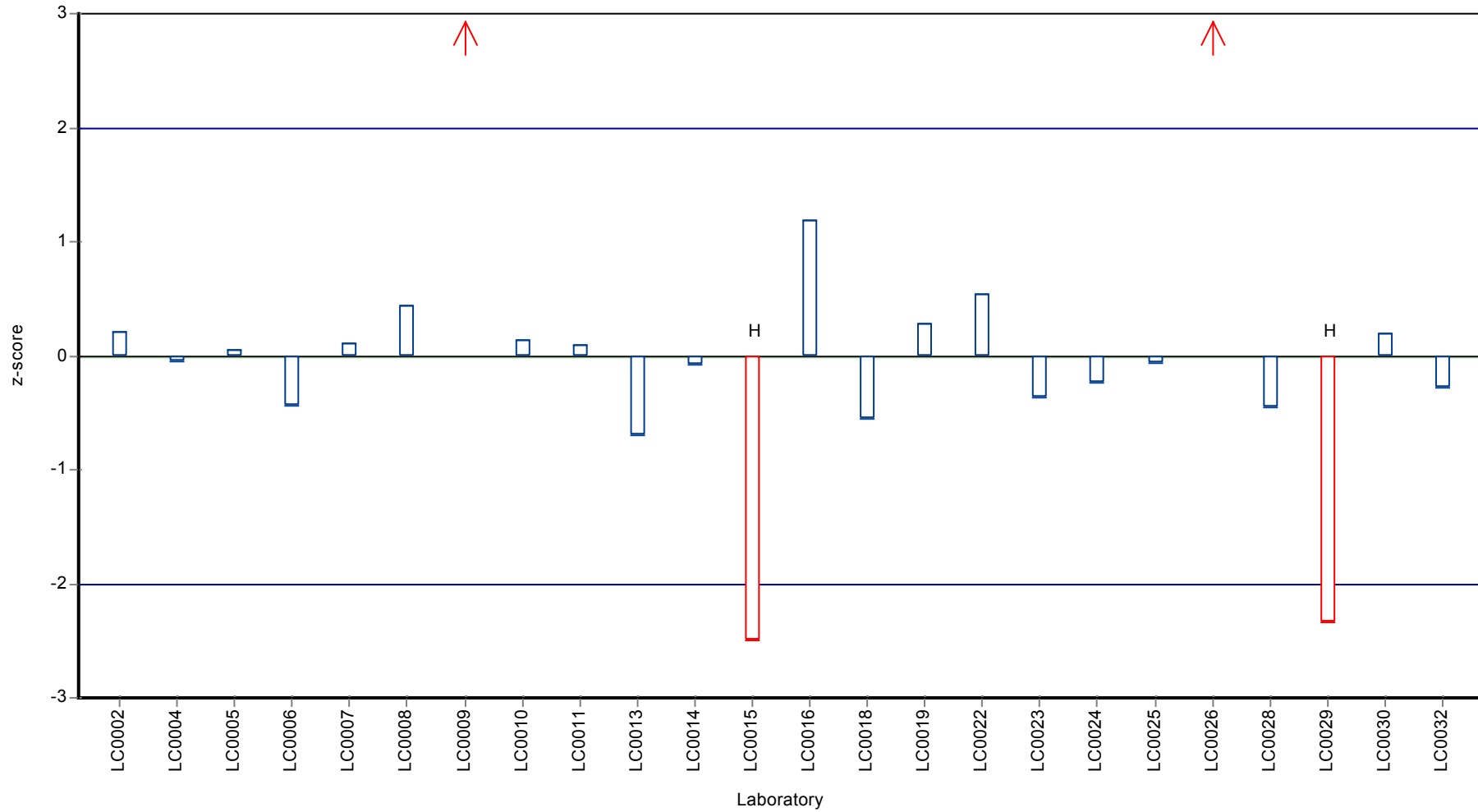
Results



Recovery rate



Z-score



Parameter oriented report

H104 A

MCPP (Mecoprop)

Unit	µg/l
Assigned value ± U (k=2)	0.237 ± 0.0112
Criterion	0.0308 (13 %)
Minimum - Maximum	0.195 - 0.311
Control test value ± U (k=2)	0.28 ± 0.042

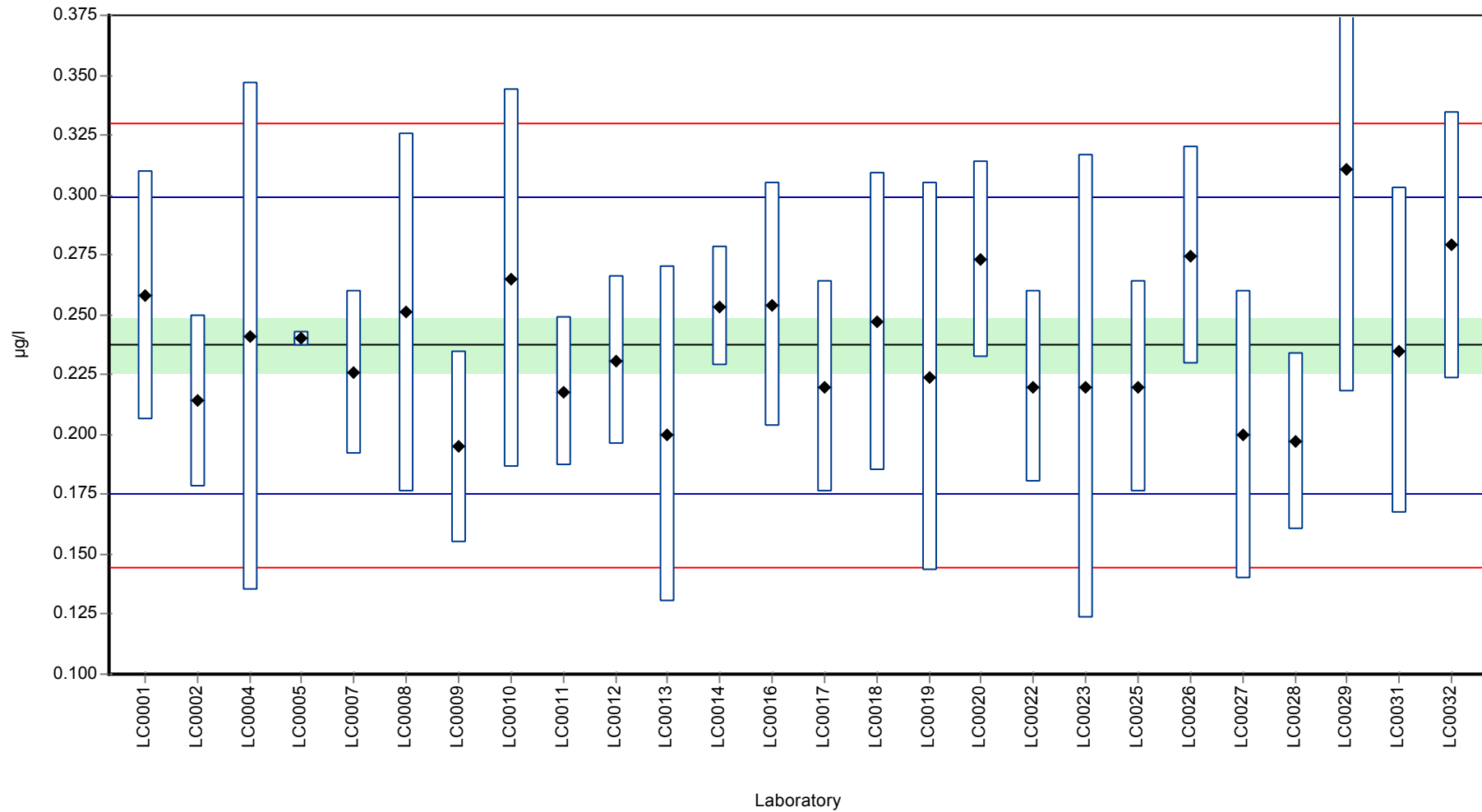
Labcode	Result	± U	Recovery [%]	z-score	Comments
LC0001	0.258	0.052	109	0.68	
LC0002	0.214	0.036	90.2	-0.75	
LC0003	-	-	-	-	
LC0004	0.241	0.106	102	0.12	
LC0005	0.24	0.003	101	0.09	
LC0006	-	-	-	-	
LC0007	0.226	0.034	95.3	-0.36	
LC0008	0.251	0.075	106	0.45	
LC0009	0.195	0.04	82.2	-1.37	
LC0010	0.265	0.079	112	0.9	
LC0011	0.218	0.031	91.9	-0.62	
LC0012	0.231	0.035	97.4	-0.2	
LC0013	0.2	0.07	84.3	-1.21	
LC0014	0.2535	0.025	107	0.53	
LC0015	-	-	-	-	
LC0016	0.254	0.051	107	0.55	
LC0017	0.22	0.044	92.8	-0.56	
LC0018	0.247	0.062	104	0.32	
LC0019	0.224	0.081	94.4	-0.43	
LC0020	0.273	0.041	115	1.16	
LC0021	-	-	-	-	
LC0022	0.22	0.04	92.8	-0.56	
LC0023	0.22	0.097	92.8	-0.56	
LC0024	-	-	-	-	
LC0025	0.22	0.044	92.8	-0.56	
LC0026	0.2746	0.0456	116	1.21	
LC0027	0.2	0.06	84.3	-1.21	
LC0028	0.197	0.037	83.1	-1.3	
LC0029	0.311	0.093	131	2.39	
LC0030	-	-	-	-	
LC0031	0.235	0.068	99.1	-0.07	
LC0032	0.279	0.0558	118	1.36	

Characteristics of parameter

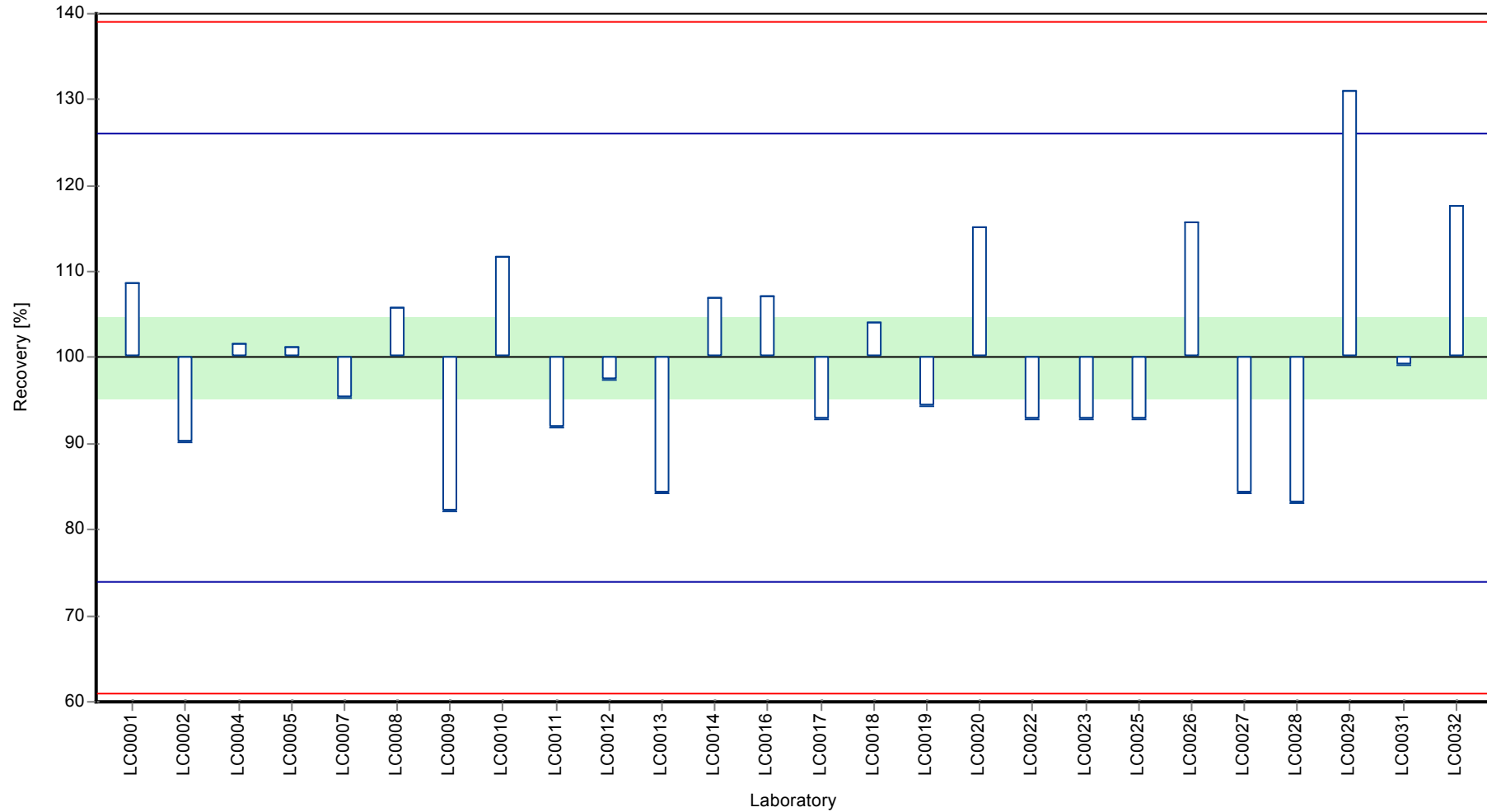
	all results	without outliers	Unit
Mean ± CI (99%)	0.237 ± 0.0169	0.237 ± 0.0169	µg/l
Minimum	0.195	0.195	µg/l
Maximum	0.311	0.311	µg/l
Standard deviation	0.0287	0.0287	µg/l
rel. standard deviation	12.1	12.1	%
n	26	26	-

Graphical presentation of results

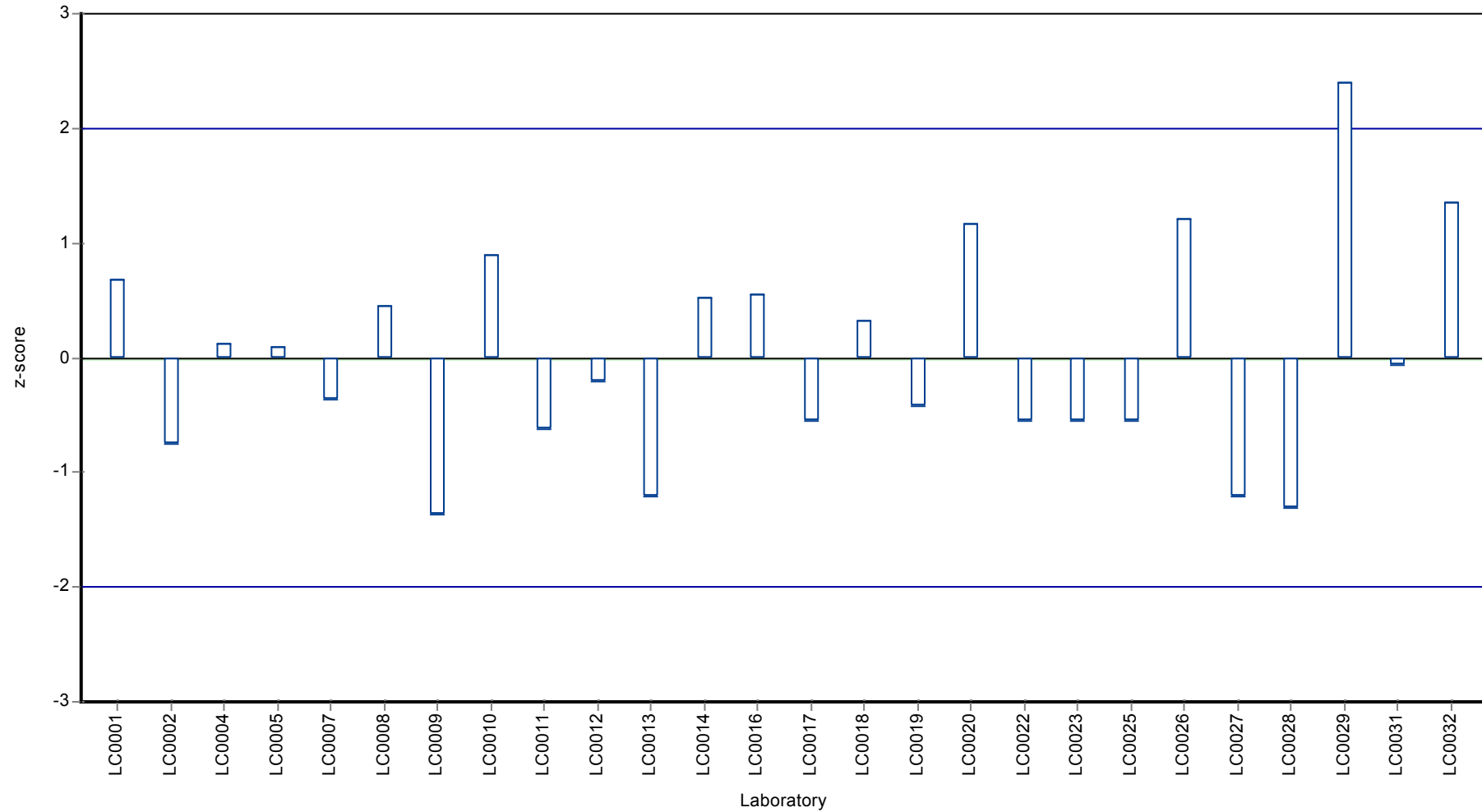
Results



Recovery rate



Z-score



Parameter oriented report

H104 B

MCP (Mecoprop)

Unit	µg/l
Assigned value ± U (k=2)	0.251 ± 0.0127
Criterion	0.0327 (13 %)
Minimum - Maximum	0.21 - 0.311
Control test value ± U (k=2)	0.271 ± 0.0406

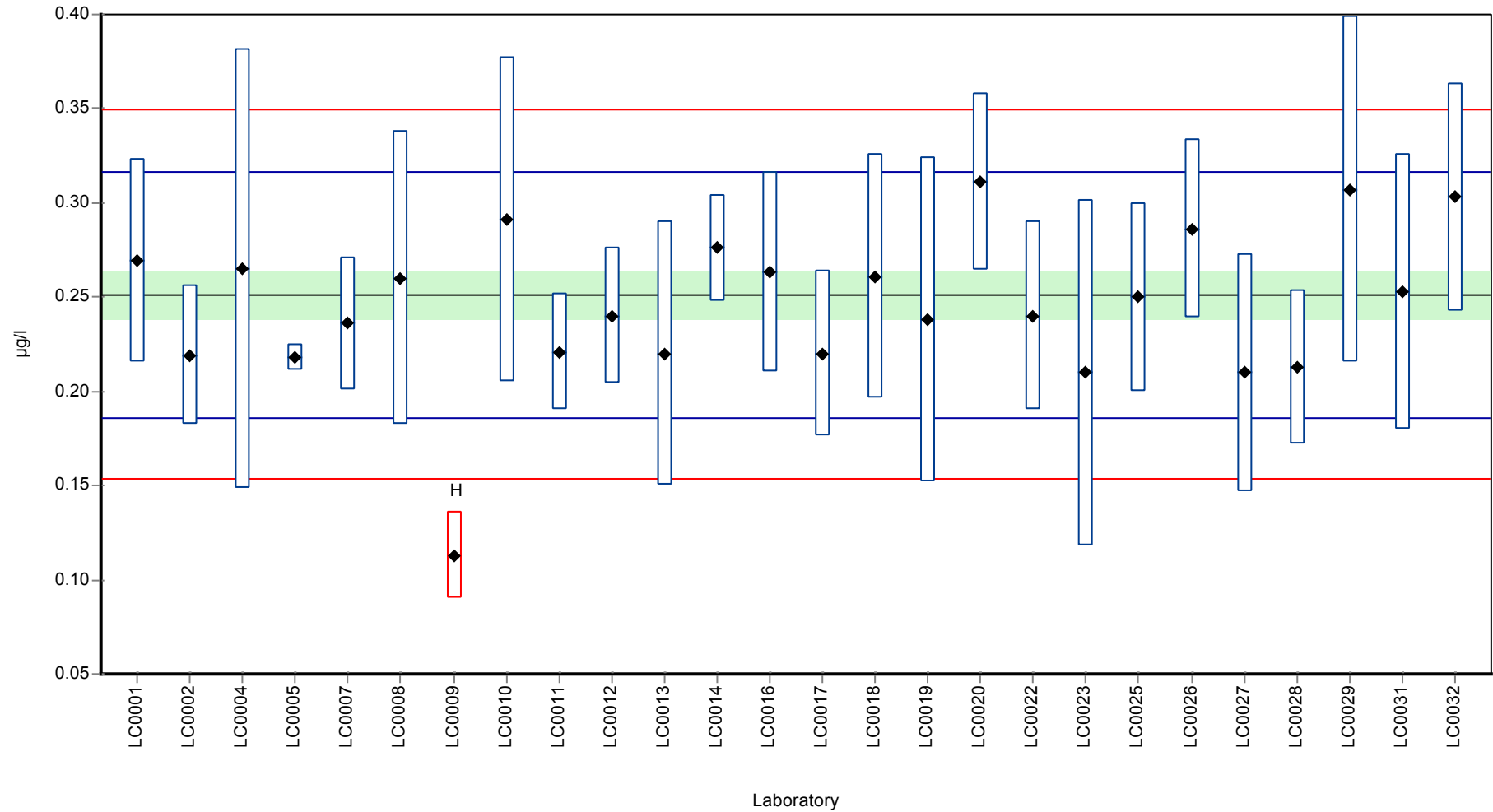
Labcode	Result	± U	Recovery [%]	z-score	Comments
LC0001	0.269	0.054	107	0.55	
LC0002	0.219	0.037	87.2	-0.99	
LC0003	-	-	-	-	
LC0004	0.265	0.117	105	0.42	
LC0005	0.218	0.007	86.8	-1.02	
LC0006	-	-	-	-	
LC0007	0.236	0.035	93.9	-0.47	
LC0008	0.26	0.078	104	0.27	
LC0009	0.113	0.023	45	-4.23	H
LC0010	0.291	0.086	116	1.22	
LC0011	0.221	0.031	88	-0.93	
LC0012	0.24	0.036	95.5	-0.34	
LC0013	0.22	0.07	87.6	-0.95	
LC0014	0.276	0.028	110	0.76	
LC0015	-	-	-	-	
LC0016	0.263	0.053	105	0.36	
LC0017	0.22	0.044	87.6	-0.95	
LC0018	0.261	0.065	104	0.3	
LC0019	0.238	0.086	94.7	-0.4	
LC0020	0.311	0.047	124	1.83	
LC0021	-	-	-	-	
LC0022	0.24	0.05	95.5	-0.34	
LC0023	0.21	0.092	83.6	-1.26	
LC0024	-	-	-	-	
LC0025	0.25	0.05	99.5	-0.04	
LC0026	0.2861	0.0475	114	1.07	
LC0027	0.21	0.063	83.6	-1.26	
LC0028	0.213	0.041	84.8	-1.17	
LC0029	0.307	0.092	122	1.71	
LC0030	-	-	-	-	
LC0031	0.253	0.073	101	0.06	
LC0032	0.303	0.0606	121	1.59	

Characteristics of parameter

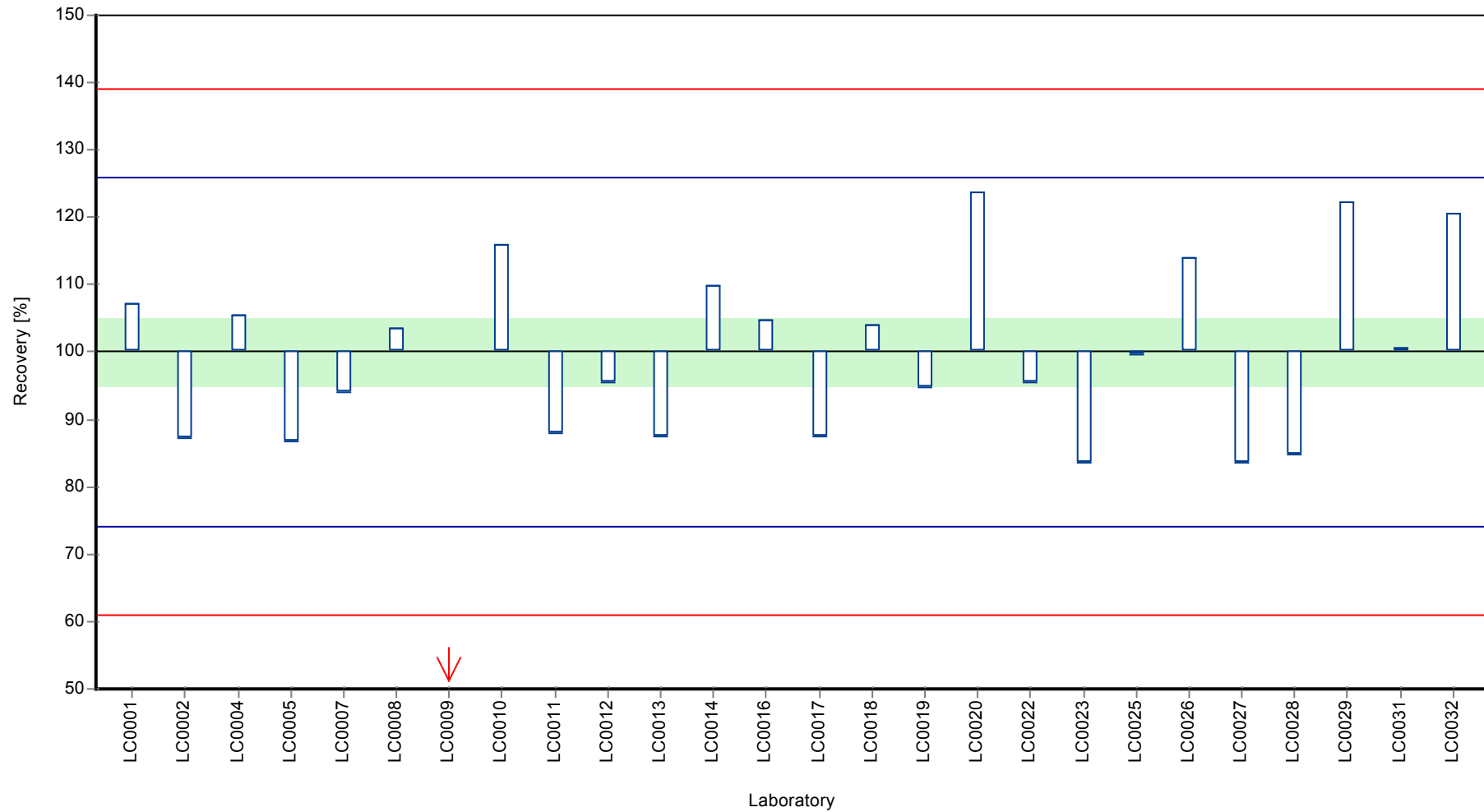
	all results	without outliers	Unit
Mean ± CI (99%)	0.246 ± 0.0243	0.251 ± 0.019	µg/l
Minimum	0.113	0.21	µg/l
Maximum	0.311	0.311	µg/l
Standard deviation	0.0412	0.0317	µg/l
rel. standard deviation	16.8	12.6	%
n	26	25	-

Graphical presentation of results

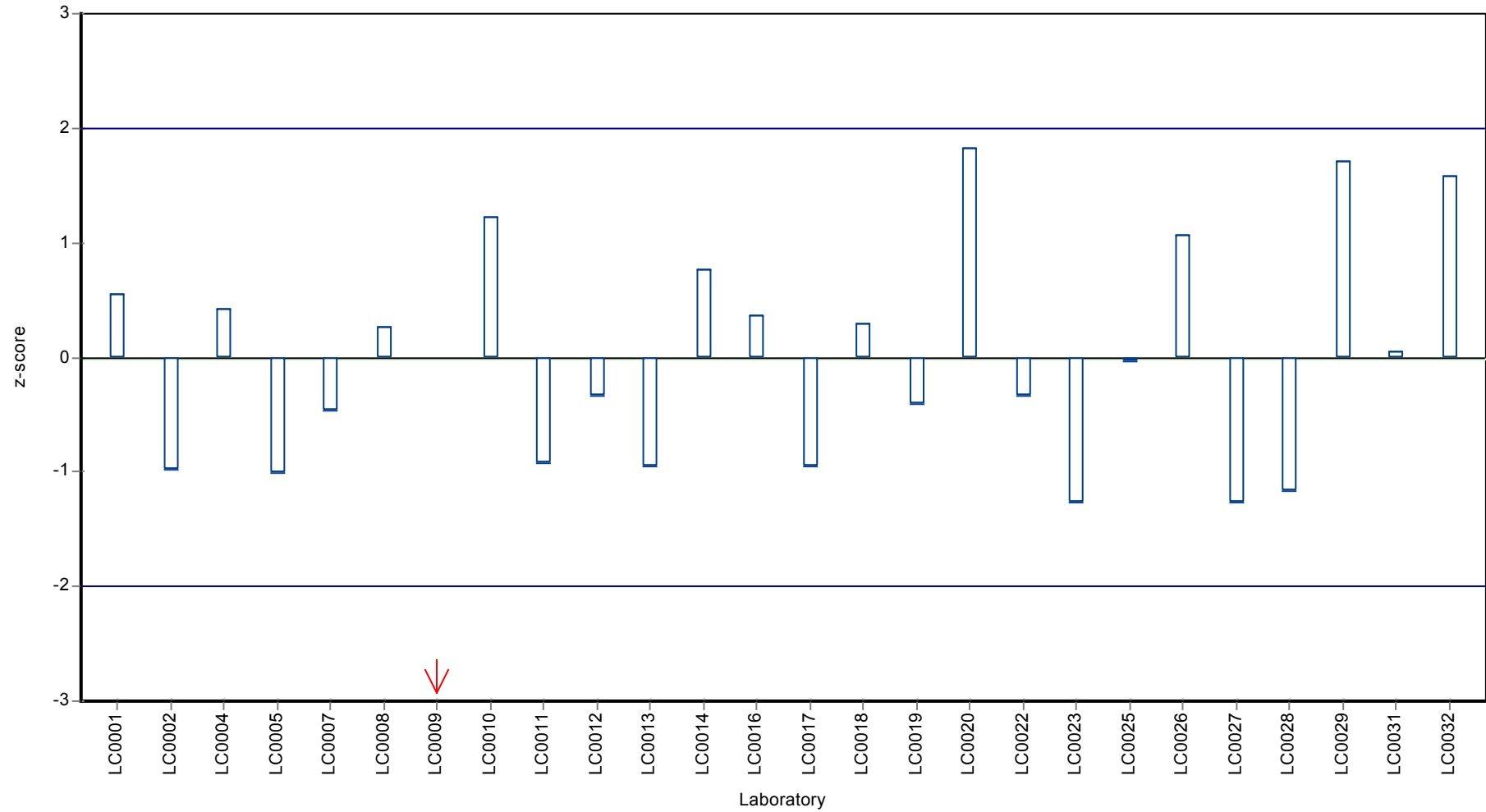
Results



Recovery rate



Z-score



Parameter oriented report

H104 A

Metazachlor

Unit $\mu\text{g/l}$
Assigned value $\pm U$ (k=2) -
Criterion -
Minimum - Maximum -
Control test value $\pm U$ (k=2) <0.025 (LOD)

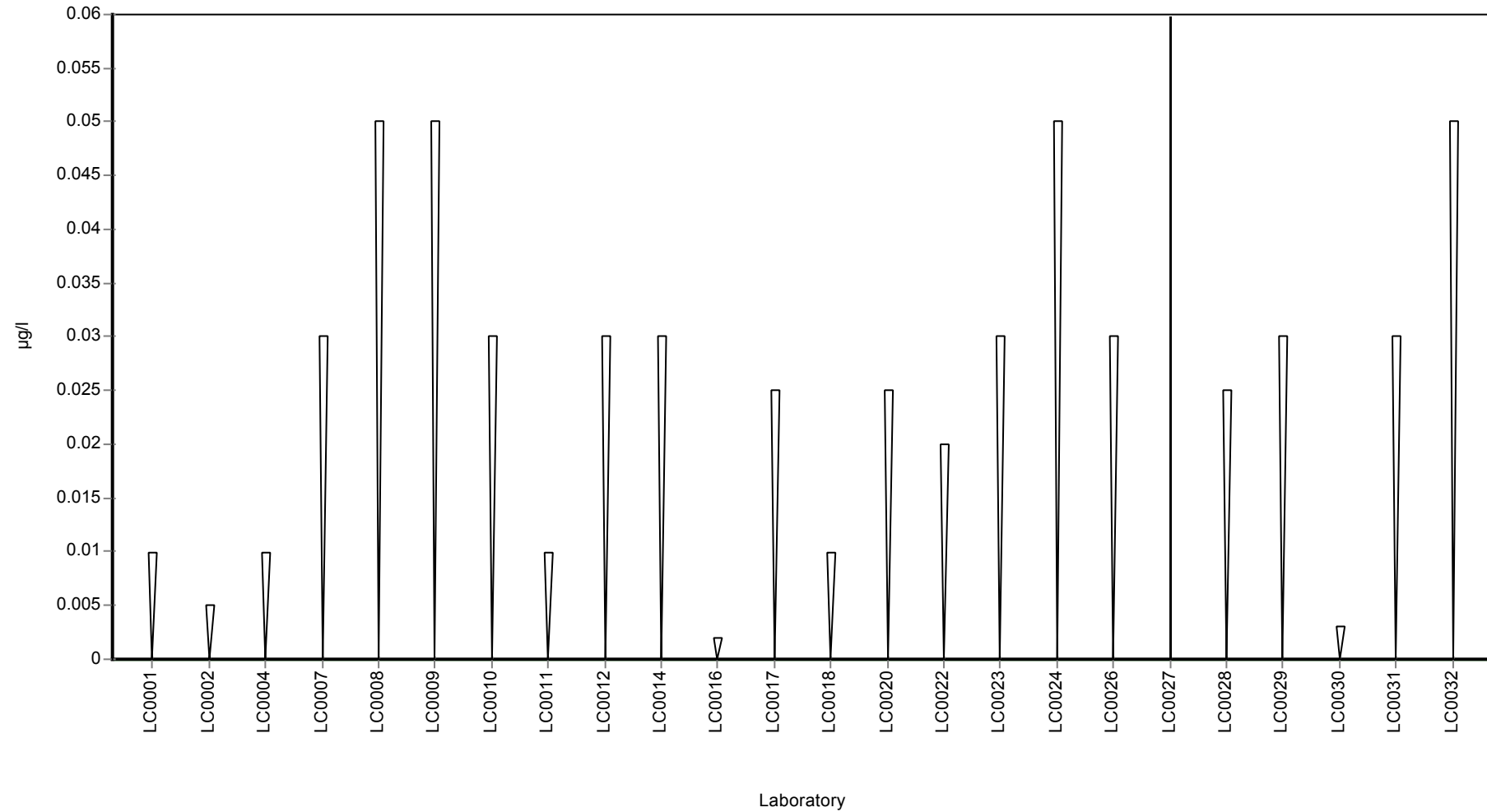
Labcode	Result	$\pm U$	Recovery [%]	z-score	Comments
LC0001	< 0.01 (LOQ)	-	-	-	
LC0002	< 0.005 (LOQ)	-	-	-	
LC0003	-	-	-	-	
LC0004	< 0.01 (LOQ)	-	-	-	
LC0005	-	-	-	-	
LC0006	-	-	-	-	
LC0007	< 0.03 (LOQ)	-	-	-	
LC0008	< 0.05 (LOQ)	-	-	-	
LC0009	< 0.05 (LOQ)	-	-	-	
LC0010	< 0.03 (LOQ)	-	-	-	
LC0011	< 0.01 (LOQ)	-	-	-	
LC0012	< 0.03 (LOQ)	-	-	-	
LC0013	-	-	-	-	
LC0014	< 0.03 (LOQ)	-	-	-	
LC0015	-	-	-	-	
LC0016	<0.002 (LOD)	-	-	-	
LC0017	< 0.025 (LOQ)	-	-	-	
LC0018	< 0.01 (LOQ)	-	-	-	
LC0019	-	-	-	-	
LC0020	< 0.025 (LOQ)	-	-	-	
LC0021	-	-	-	-	
LC0022	<0.02 (LOD)	-	-	-	
LC0023	< 0.03 (LOQ)	-	-	-	
LC0024	< 0.05 (LOQ)	-	-	-	
LC0025	-	-	-	-	
LC0026	< 0.03 (LOQ)	-	-	-	
LC0027	<3 (LOD)	-	-	-	
LC0028	< 0.025 (LOQ)	-	-	-	
LC0029	< 0.03 (LOQ)	-	-	-	
LC0030	<0.003 (LOD)	-	-	-	
LC0031	< 0.03 (LOQ)	-	-	-	
LC0032	< 0.05 (LOQ)	-	-	-	

Characteristics of parameter

	all results	without outliers	Unit
Mean ± CI (99%)	-	-	µg/l
Minimum	-	-	µg/l
Maximum	-	-	µg/l
Standard deviation	-	-	µg/l
rel. standard deviation	-	-	%
n	0	0	-

Graphical presentation of results

Results



Parameter oriented report

H104 B

Metazachlor

Unit	µg/l
Assigned value ± U (k=2)	0.167 ± 0.0108
Criterion	0.0184 (11 %)
Minimum - Maximum	0.1 - 0.205
Control test value ± U (k=2)	0.192 ± 0.0289

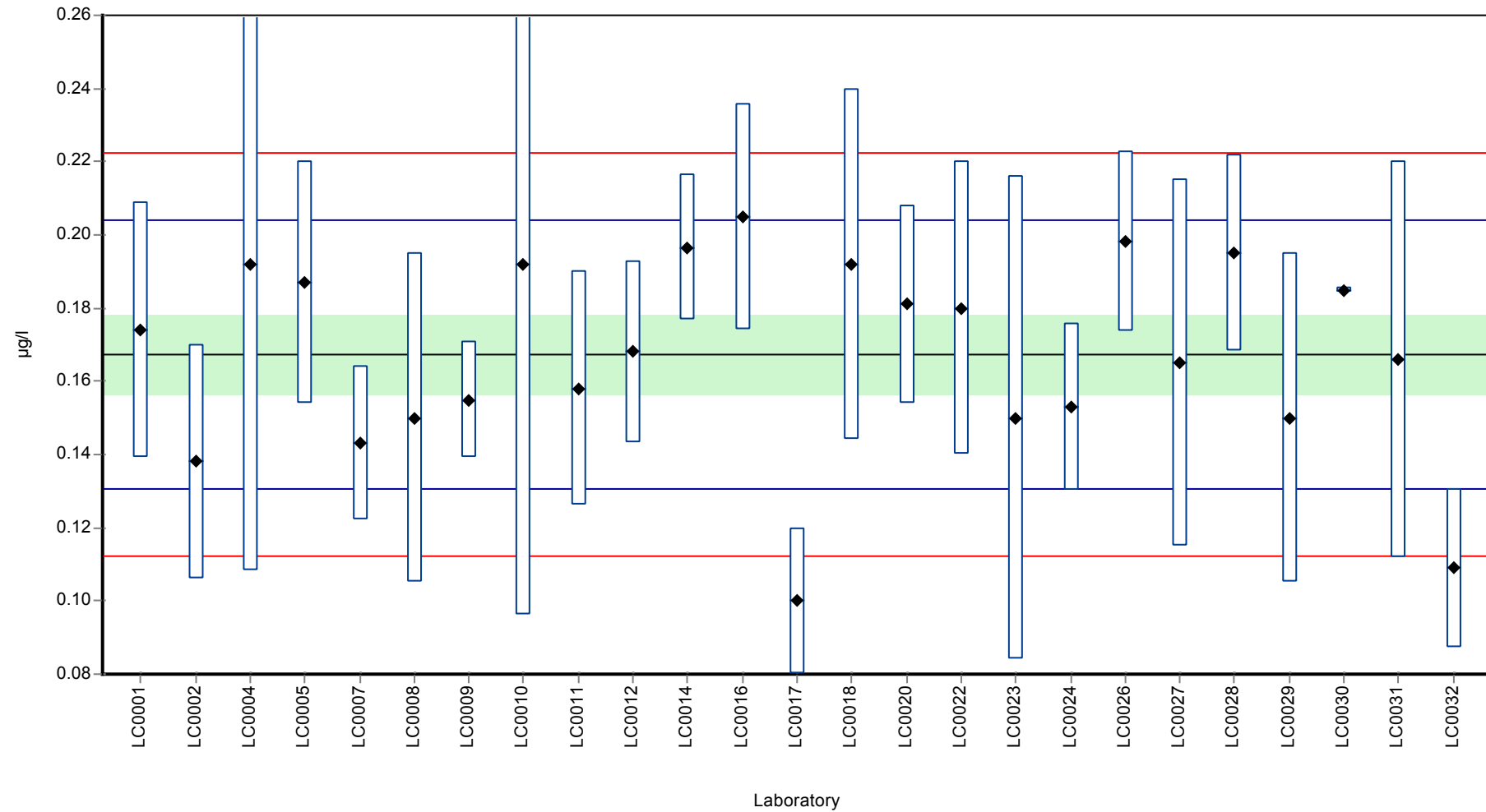
Labcode	Result	± U	Recovery [%]	z-score	Comments
LC0001	0.174	0.035	104	0.36	
LC0002	0.138	0.032	82.5	-1.59	
LC0003	-	-	-	-	
LC0004	0.192	0.084	115	1.34	
LC0005	0.187	0.033	112	1.07	
LC0006	-	-	-	-	
LC0007	0.143	0.021	85.5	-1.32	
LC0008	0.15	0.045	89.7	-0.94	
LC0009	0.155	0.016	92.6	-0.67	
LC0010	0.192	0.096	115	1.34	
LC0011	0.158	0.032	94.4	-0.51	
LC0012	0.168	0.025	100	0.04	
LC0013	-	-	-	-	
LC0014	0.1965	0.02	117	1.59	
LC0015	-	-	-	-	
LC0016	0.205	0.031	123	2.05	
LC0017	0.1	0.02	59.8	-3.66	
LC0018	0.192	0.048	115	1.34	
LC0019	-	-	-	-	
LC0020	0.181	0.027	108	0.74	
LC0021	-	-	-	-	
LC0022	0.18	0.04	108	0.69	
LC0023	0.15	0.066	89.7	-0.94	
LC0024	0.153	0.023	91.5	-0.78	
LC0025	-	-	-	-	
LC0026	0.1981	0.0246	118	1.67	
LC0027	0.165	0.05	98.6	-0.13	
LC0028	0.195	0.027	117	1.51	
LC0029	0.15	0.045	89.7	-0.94	
LC0030	0.185	0.0007	111	0.96	
LC0031	0.166	0.054	99.2	-0.07	
LC0032	0.109	0.0218	65.2	-3.17	

Characteristics of parameter

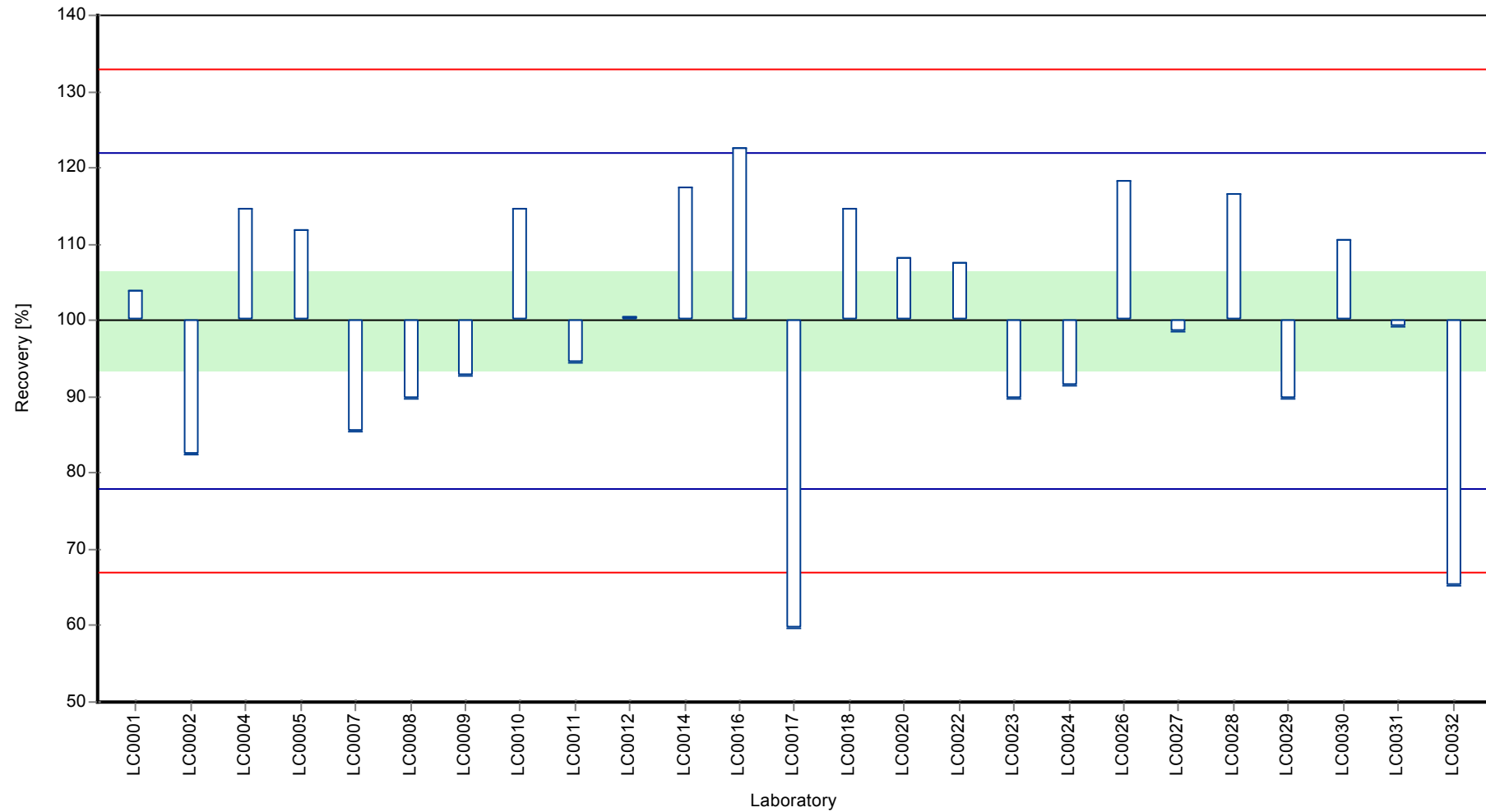
	all results	without outliers	Unit
Mean ± CI (99%)	0.167 ± 0.0163	0.167 ± 0.0163	µg/l
Minimum	0.1	0.1	µg/l
Maximum	0.205	0.205	µg/l
Standard deviation	0.0271	0.0271	µg/l
rel. standard deviation	16.2	16.2	%
n	25	25	-

Graphical presentation of results

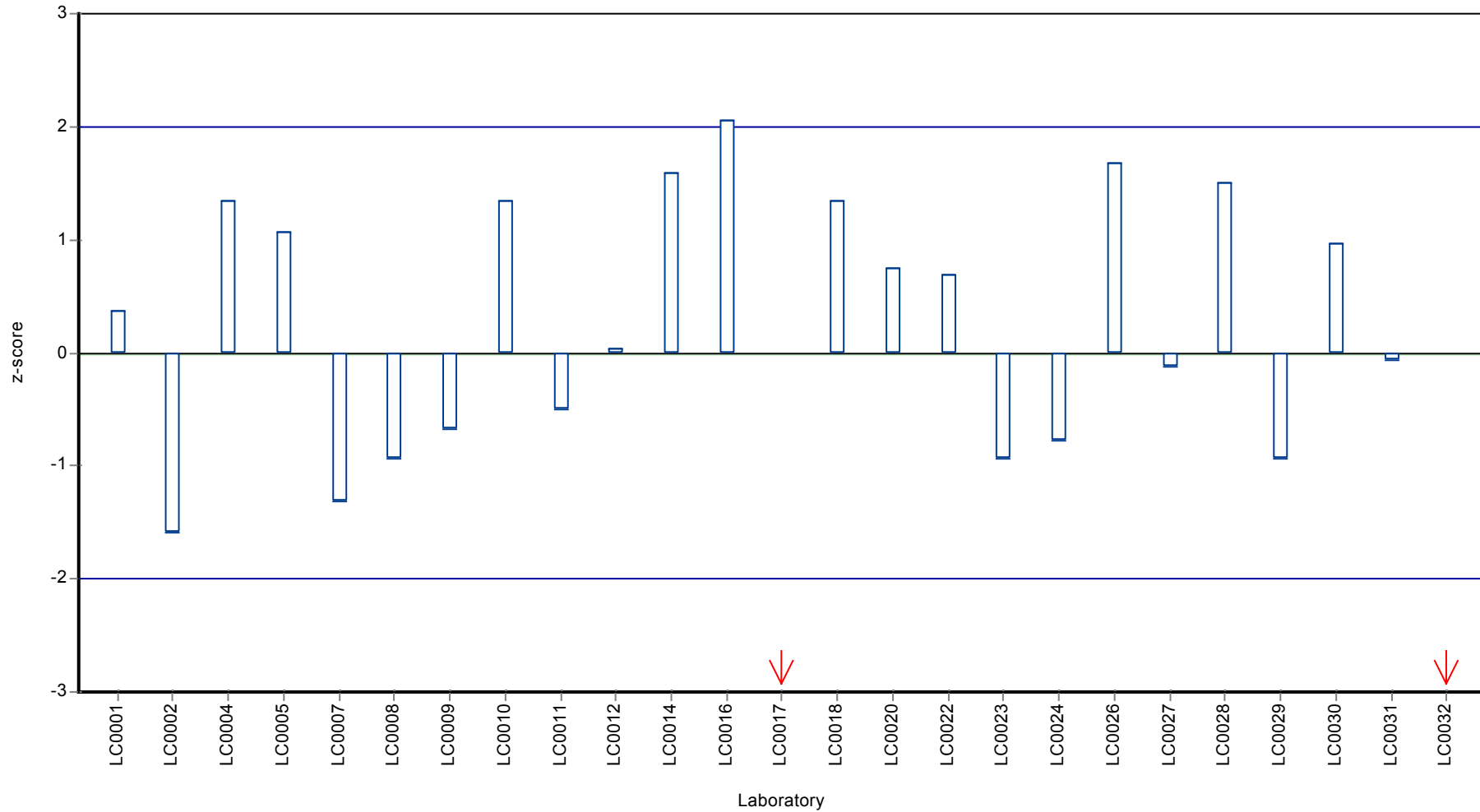
Results



Recovery rate



Z-score



Parameter oriented report

H104 A

Metazachlor ethane sulfonic acid (Metazachlor-ESA)

Unit	µg/l
Assigned value ± U (k=2)	0.744 ± 0.0438
Criterion	0.164 (22 %)
Minimum - Maximum	0.583 - 0.874
Control test value ± U (k=2)	0.955 ± 0.143

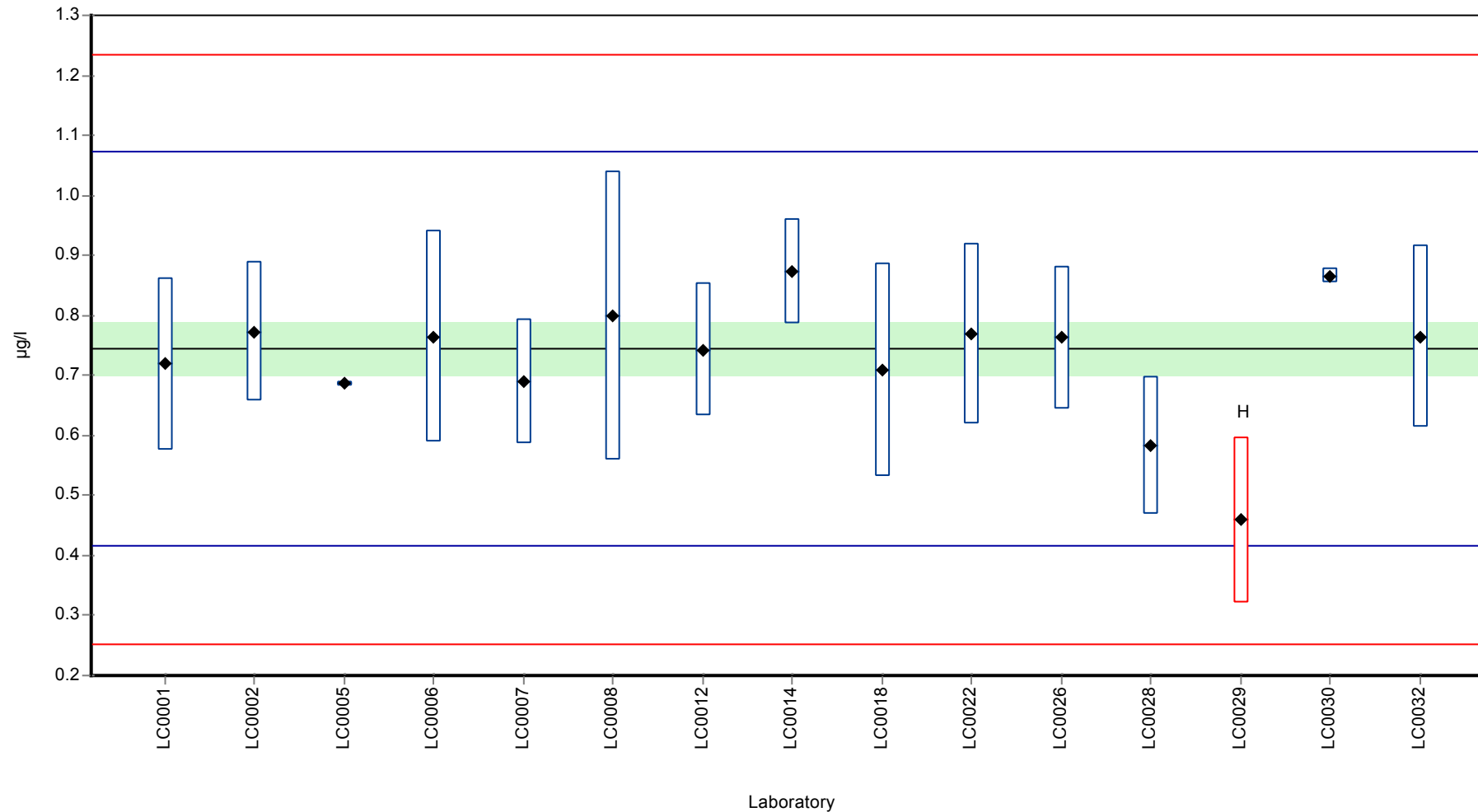
Labcode	Result	± U	Recovery [%]	z-score	Comments
LC0001	0.719	0.144	96.6	-0.15	
LC0002	0.773	0.116	104	0.18	
LC0003	-	-	-	-	
LC0004	-	-	-	-	
LC0005	0.686	0.005	92.2	-0.36	
LC0006	0.765	0.176	103	0.13	
LC0007	0.691	0.104	92.8	-0.33	
LC0008	0.799	0.24	107	0.33	
LC0009	-	-	-	-	
LC0010	-	-	-	-	
LC0011	-	-	-	-	
LC0012	0.742	0.111	99.7	-0.01	
LC0013	-	-	-	-	
LC0014	0.8735	0.087	117	0.79	
LC0015	-	-	-	-	
LC0016	-	-	-	-	
LC0017	-	-	-	-	
LC0018	0.709	0.177	95.3	-0.21	
LC0019	-	-	-	-	
LC0020	-	-	-	-	
LC0021	-	-	-	-	
LC0022	0.77	0.15	103	0.16	
LC0023	-	-	-	-	
LC0024	-	-	-	-	
LC0025	-	-	-	-	
LC0026	0.7624	0.1182	102	0.11	
LC0027	-	-	-	-	
LC0028	0.583	0.115	78.3	-0.98	
LC0029	0.459	0.138	61.7	-1.74	H
LC0030	0.8656	0.0121	116	0.74	
LC0031	-	-	-	-	
LC0032	0.765	0.153	103	0.13	

Characteristics of parameter

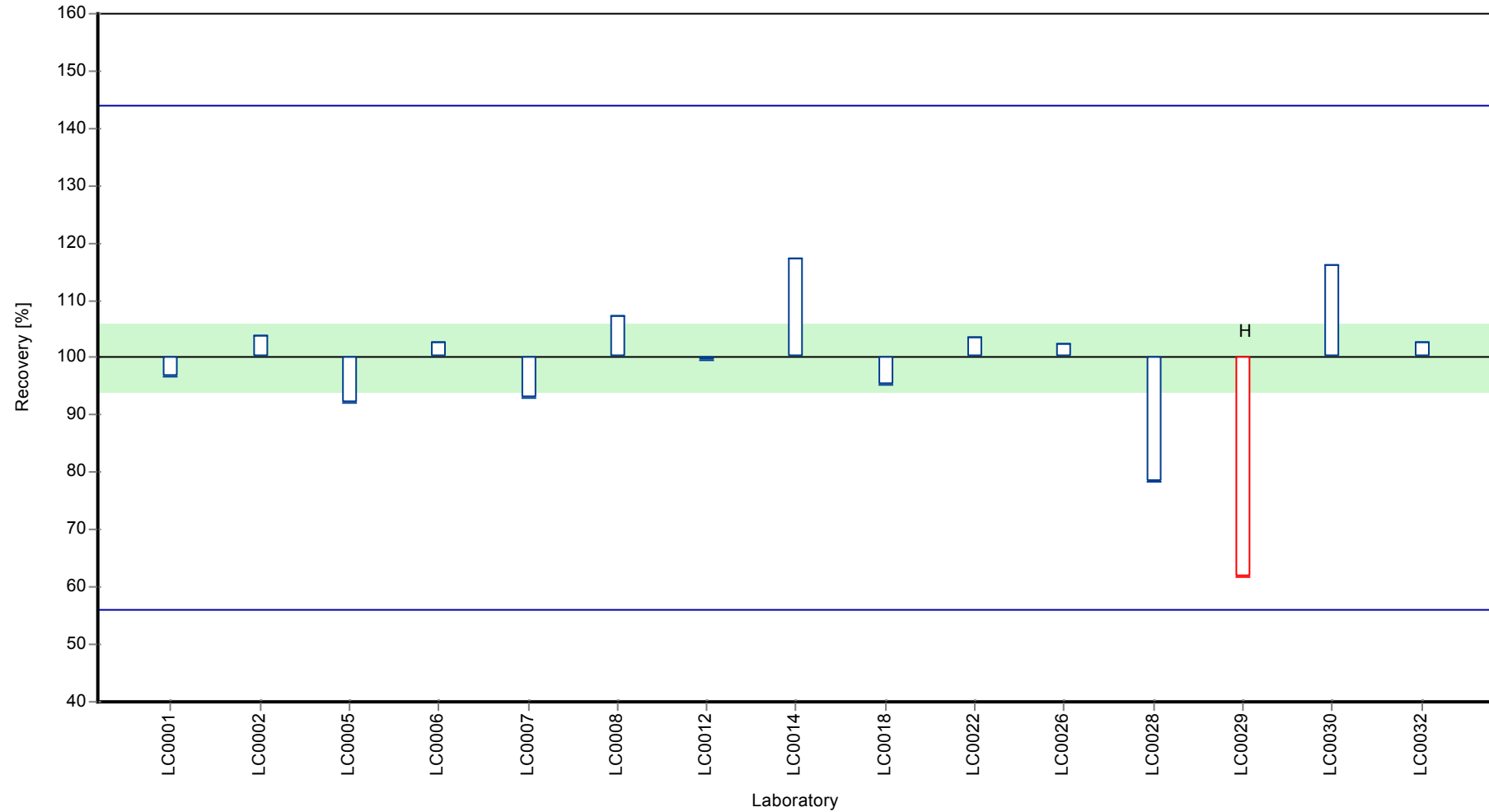
	all results	without outliers	Unit
Mean ± CI (99%)	0.731 ± 0.0801	0.75 ± 0.0591	µg/l
Minimum	0.459	0.583	µg/l
Maximum	0.874	0.874	µg/l
Standard deviation	0.103	0.0738	µg/l
rel. standard deviation	14.2	9.83	%
n	15	14	-

Graphical presentation of results

Results



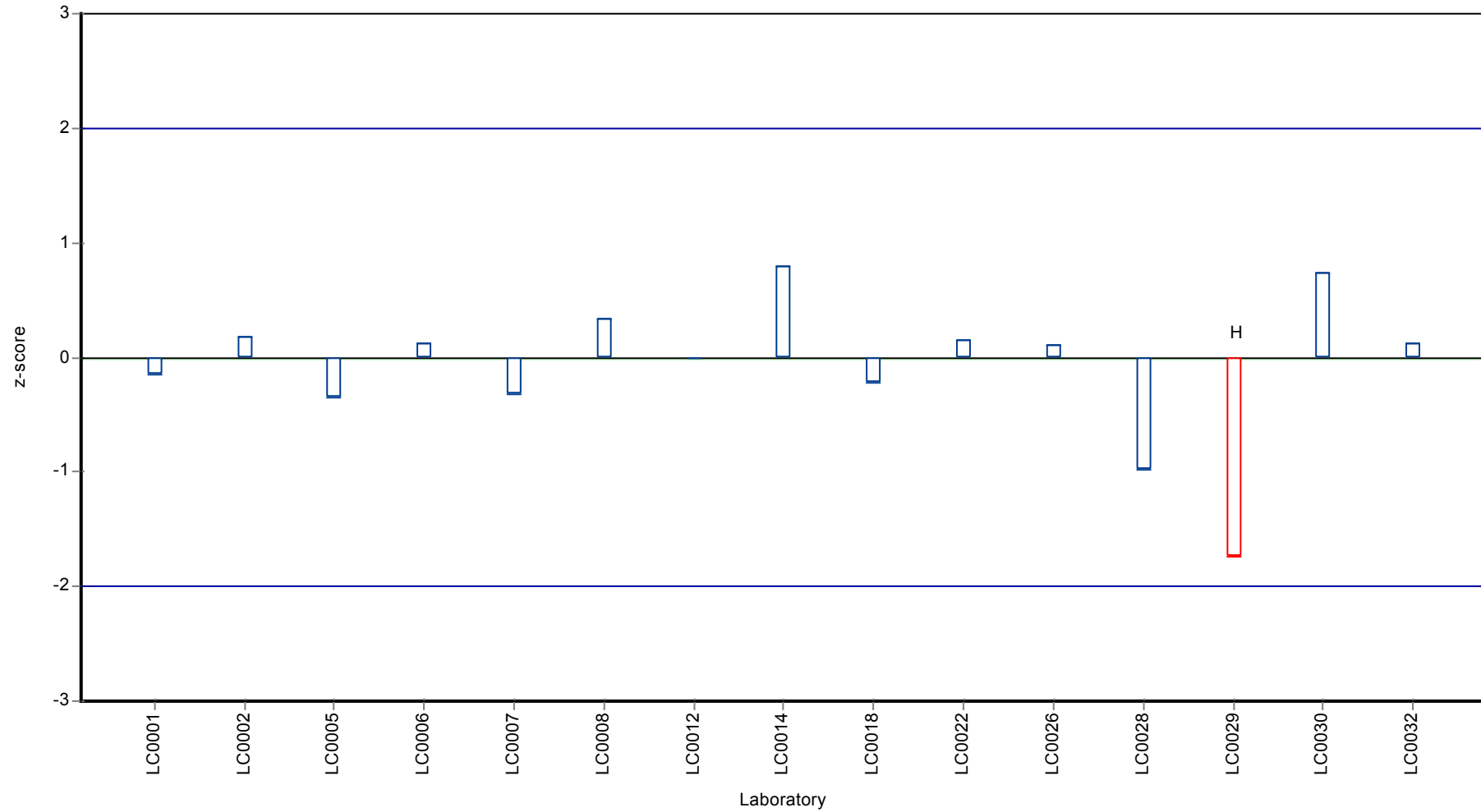
Recovery rate



Parameter oriented report Pesticides H104

Sample: H104A, Parameter: Metazachlor ethane sulfonic acid (Metazachlor-ESA)

Z-score



Parameter oriented report

H104 B

Metazachlor ethane sulfonic acid (Metazachlor-ESA)

Unit	µg/l
Assigned value ± U (k=2)	0.243 ± 0.0146
Criterion	0.0535 (22 %)
Minimum - Maximum	0.2 - 0.288
Control test value ± U (k=2)	0.324 ± 0.0487

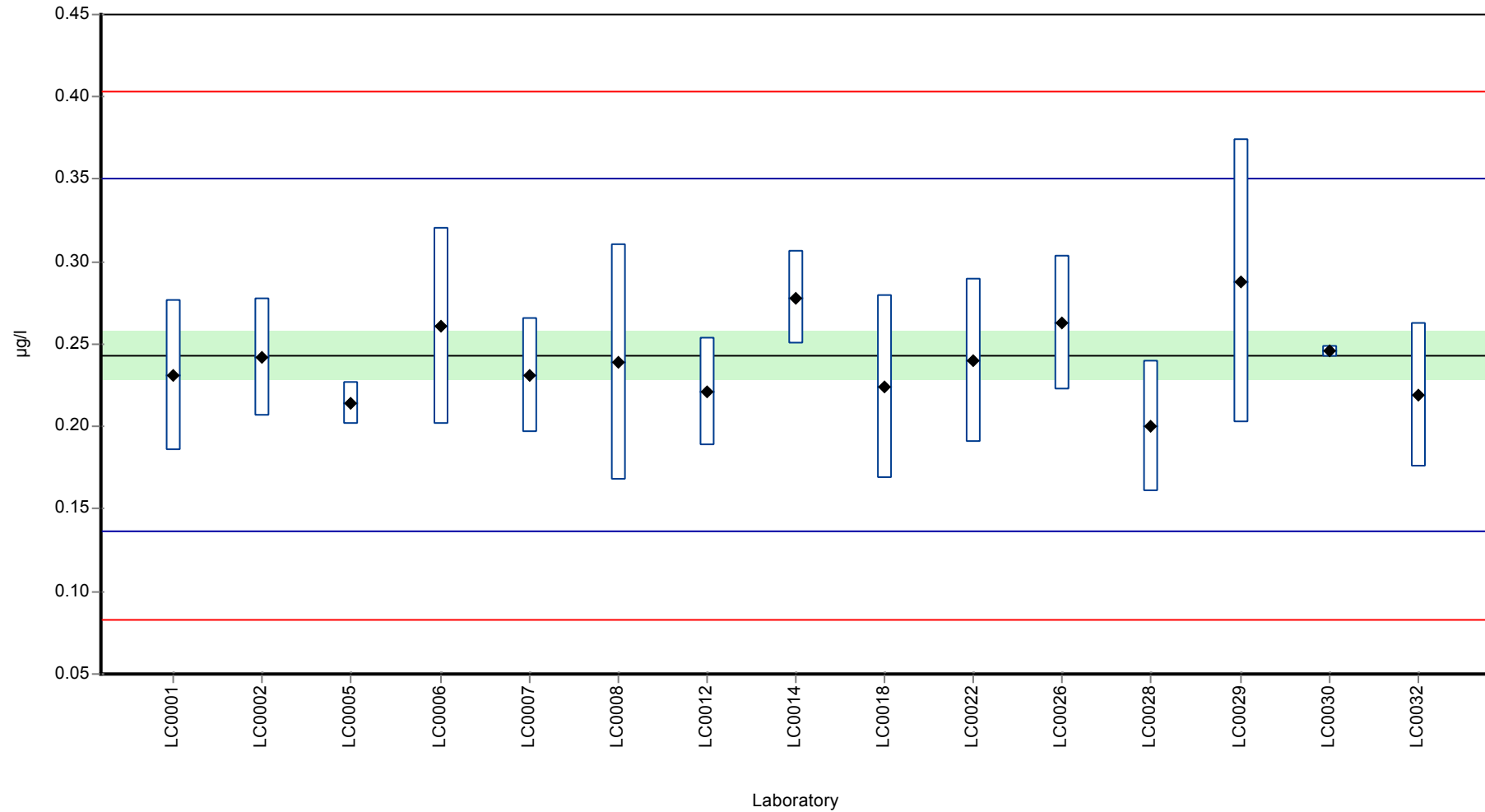
Labcode	Result	± U	Recovery [%]	z-score	Comments
LC0001	0.231	0.046	95	-0.23	
LC0002	0.242	0.036	99.5	-0.02	
LC0003	-	-	-	-	
LC0004	-	-	-	-	
LC0005	0.214	0.013	88	-0.55	
LC0006	0.261	0.06	107	0.33	
LC0007	0.231	0.035	95	-0.23	
LC0008	0.239	0.072	98.3	-0.08	
LC0009	-	-	-	-	
LC0010	-	-	-	-	
LC0011	-	-	-	-	
LC0012	0.221	0.033	90.9	-0.41	
LC0013	-	-	-	-	
LC0014	0.2783	0.028	114	0.66	
LC0015	-	-	-	-	
LC0016	-	-	-	-	
LC0017	-	-	-	-	
LC0018	0.224	0.056	92.1	-0.36	
LC0019	-	-	-	-	
LC0020	-	-	-	-	
LC0021	-	-	-	-	
LC0022	0.24	0.05	98.7	-0.06	
LC0023	-	-	-	-	
LC0024	-	-	-	-	
LC0025	-	-	-	-	
LC0026	0.2632	0.0408	108	0.37	
LC0027	-	-	-	-	
LC0028	0.2	0.04	82.2	-0.81	
LC0029	0.288	0.086	118	0.84	
LC0030	0.2458	0.0036	101	0.05	
LC0031	-	-	-	-	
LC0032	0.219	0.0438	90	-0.45	

Characteristics of parameter

	all results	without outliers	Unit
Mean ± CI (99%)	0.24 ± 0.0188	0.24 ± 0.0188	µg/l
Minimum	0.2	0.2	µg/l
Maximum	0.288	0.288	µg/l
Standard deviation	0.0243	0.0243	µg/l
rel. standard deviation	10.1	10.1	%
n	15	15	-

Graphical presentation of results

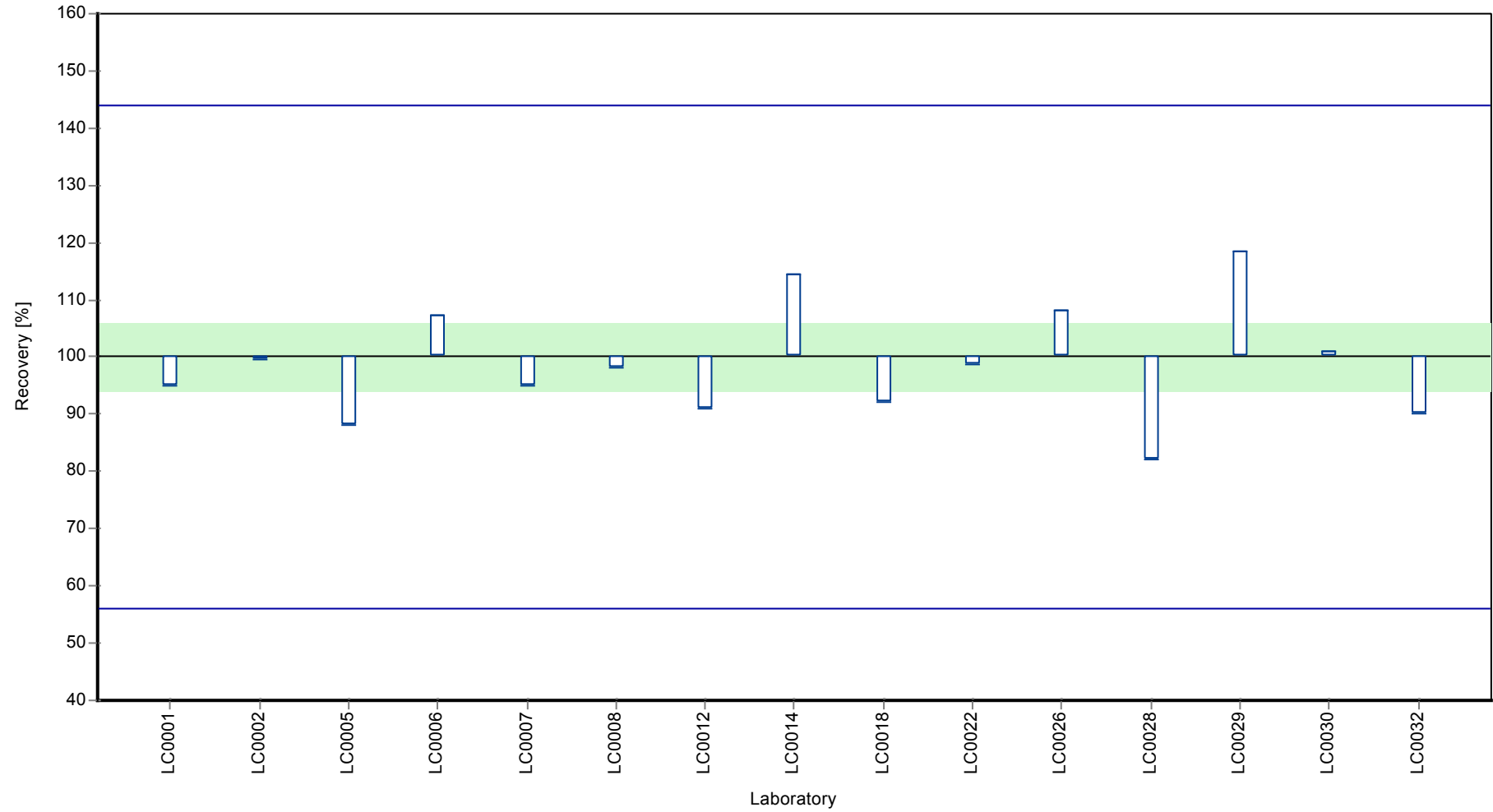
Results



Parameter oriented report Pesticides H104

Sample: H104B, Parameter: Metazachlor ethane sulfonic acid (Metazachlor-ESA)

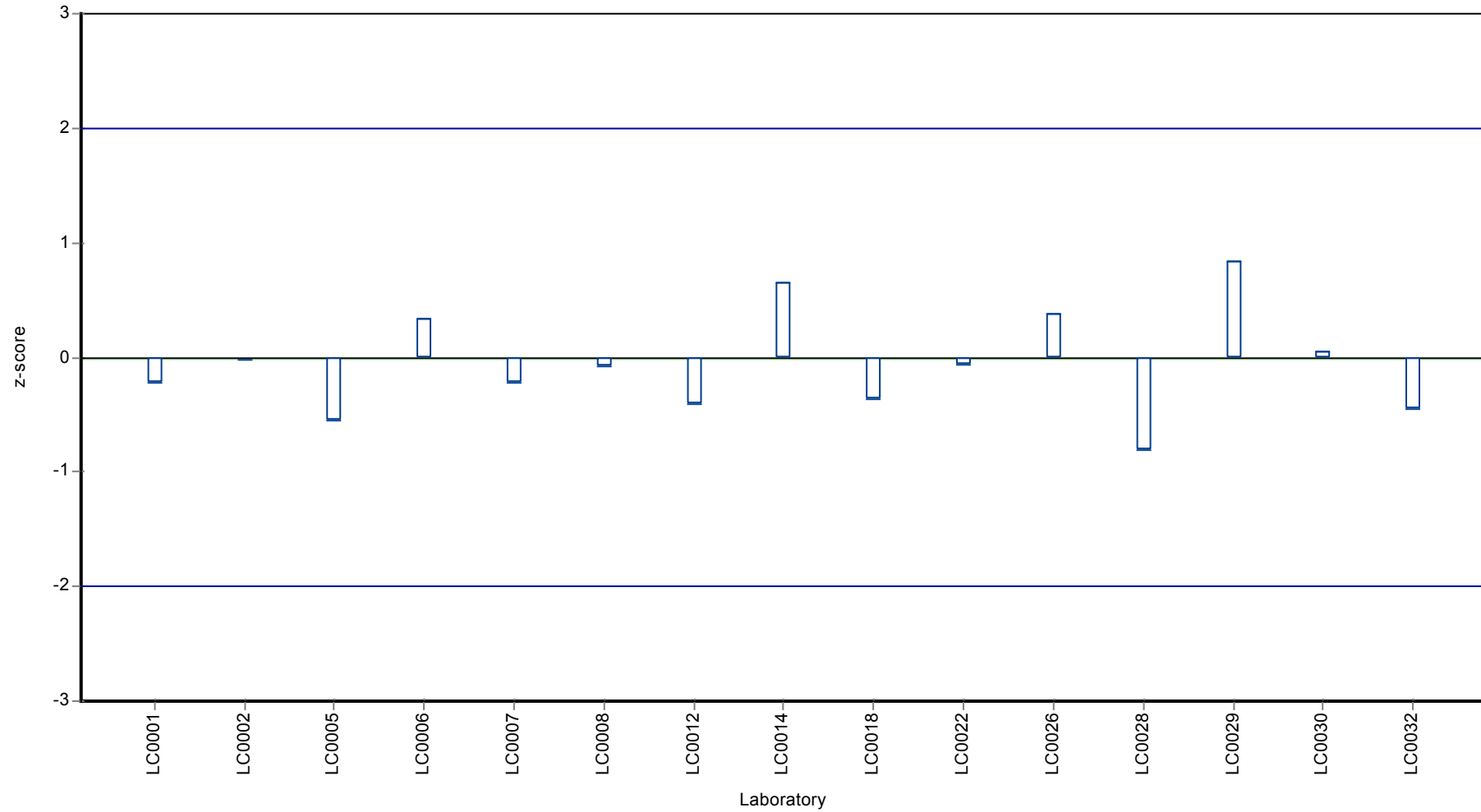
Recovery rate



Parameter oriented report Pesticides H104

Sample: H104B, Parameter: Metazachlor ethane sulfonic acid (Metazachlor-ESA)

Z-score



Parameter oriented report

H104 A

Metazachlor oxanilic acid (Metazachlor-OA)

Unit	µg/l
Assigned value ± U (k=2)	0.263 ± 0.0104
Criterion	0.0553 (21 %)
Minimum - Maximum	0.226 - 0.292
Control test value ± U (k=2)	0.287 ± 0.0431

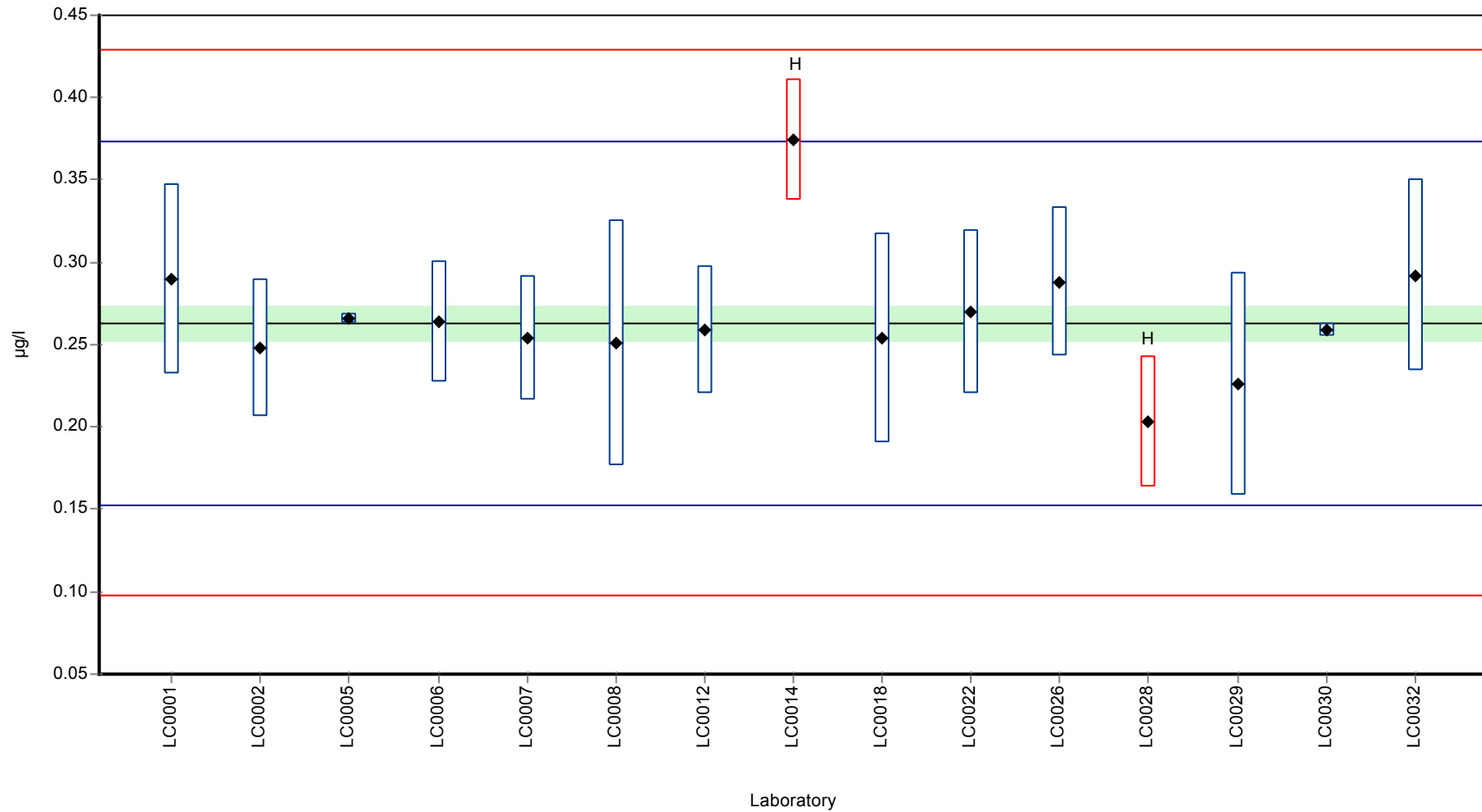
Labcode	Result	± U	Recovery [%]	z-score	Comments
LC0001	0.29	0.058	110	0.49	
LC0002	0.248	0.042	94.2	-0.27	
LC0003	-	-	-	-	
LC0004	-	-	-	-	
LC0005	0.266	0.003	101	0.05	
LC0006	0.264	0.037	100	0.02	
LC0007	0.254	0.038	96.5	-0.17	
LC0008	0.251	0.075	95.4	-0.22	
LC0009	-	-	-	-	
LC0010	-	-	-	-	
LC0011	-	-	-	-	
LC0012	0.259	0.039	98.4	-0.07	
LC0013	-	-	-	-	
LC0014	0.3745	0.037	142	2.02	H
LC0015	-	-	-	-	
LC0016	-	-	-	-	
LC0017	-	-	-	-	
LC0018	0.254	0.064	96.5	-0.17	
LC0019	-	-	-	-	
LC0020	-	-	-	-	
LC0021	-	-	-	-	
LC0022	0.27	0.05	103	0.12	
LC0023	-	-	-	-	
LC0024	-	-	-	-	
LC0025	-	-	-	-	
LC0026	0.2879	0.0452	109	0.45	
LC0027	-	-	-	-	
LC0028	0.203	0.04	77.1	-1.09	H
LC0029	0.226	0.068	85.9	-0.67	
LC0030	0.2589	0.0036	98.4	-0.08	
LC0031	-	-	-	-	
LC0032	0.292	0.0584	111	0.52	

Characteristics of parameter

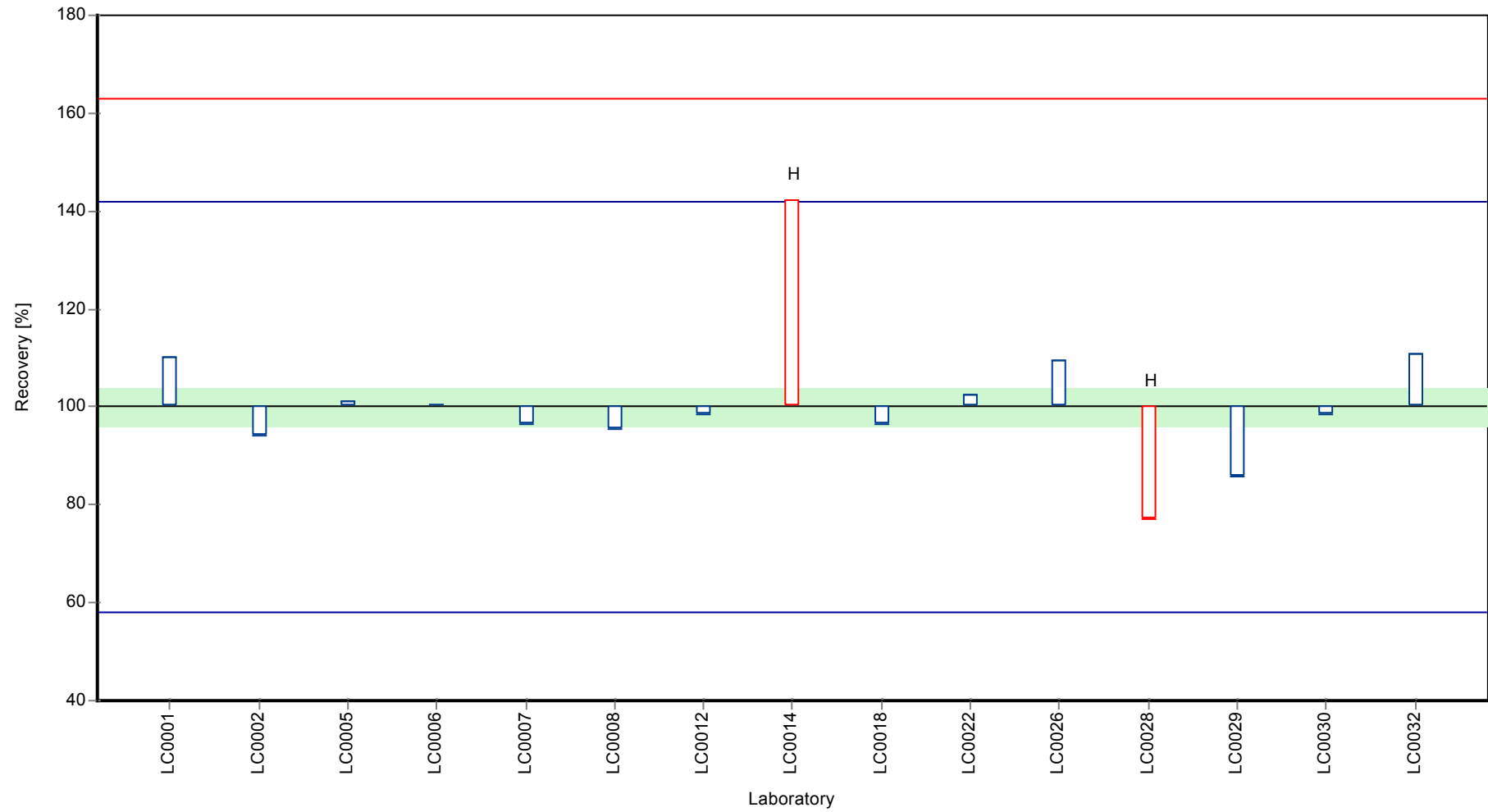
	all results	without outliers	Unit
Mean ± CI (99%)	0.267 ± 0.0293	0.263 ± 0.0155	µg/l
Minimum	0.203	0.226	µg/l
Maximum	0.375	0.292	µg/l
Standard deviation	0.0378	0.0187	µg/l
rel. standard deviation	14.2	7.09	%
n	15	13	-

Graphical presentation of results

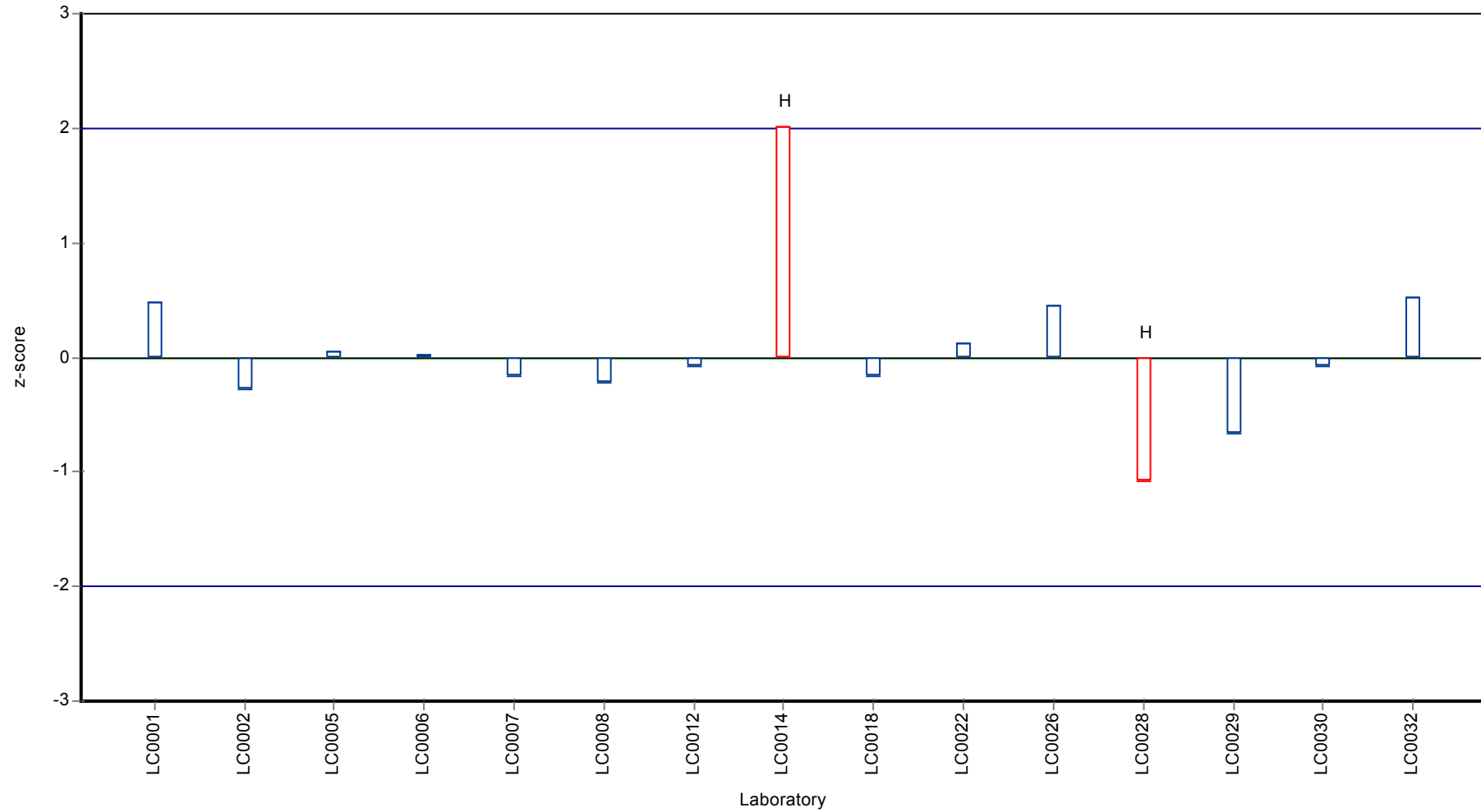
Results



Recovery rate



Z-score



Parameter oriented report

H104 B

Metazachlor oxanilic acid (Metazachlor-OA)

Unit $\mu\text{g/l}$
Assigned value $\pm U$ (k=2) -
Criterion -
Minimum - Maximum -
Control test value $\pm U$ (k=2) <0.025 (LOD)

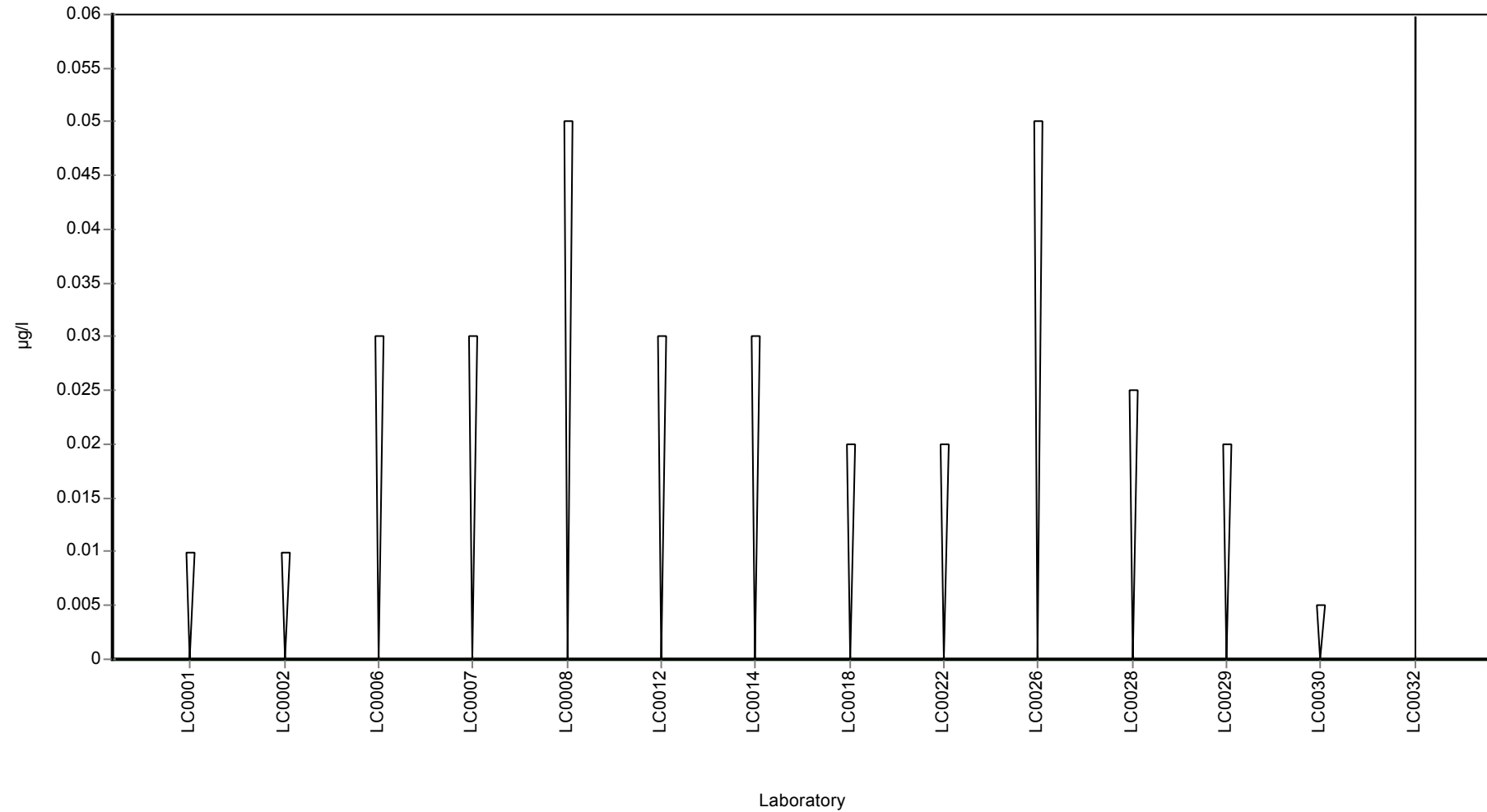
Labcode	Result	$\pm U$	Recovery [%]	z-score	Comments
LC0001	< 0.01 (LOQ)	-	-	-	
LC0002	< 0.01 (LOQ)	-	-	-	
LC0003	-	-	-	-	
LC0004	-	-	-	-	
LC0005	-	-	-	-	
LC0006	< 0.03 (LOQ)	-	-	-	
LC0007	< 0.03 (LOQ)	-	-	-	
LC0008	< 0.05 (LOQ)	-	-	-	
LC0009	-	-	-	-	
LC0010	-	-	-	-	
LC0011	-	-	-	-	
LC0012	< 0.03 (LOQ)	-	-	-	
LC0013	-	-	-	-	
LC0014	< 0.03 (LOQ)	-	-	-	
LC0015	-	-	-	-	
LC0016	-	-	-	-	
LC0017	-	-	-	-	
LC0018	< 0.02 (LOQ)	-	-	-	
LC0019	-	-	-	-	
LC0020	-	-	-	-	
LC0021	-	-	-	-	
LC0022	<0.02 (LOD)	-	-	-	
LC0023	-	-	-	-	
LC0024	-	-	-	-	
LC0025	-	-	-	-	
LC0026	< 0.05 (LOQ)	-	-	-	
LC0027	-	-	-	-	
LC0028	< 0.025 (LOQ)	-	-	-	
LC0029	< 0.02 (LOQ)	-	-	-	
LC0030	<0.005 (LOD)	-	-	-	
LC0031	-	-	-	-	
LC0032	< 1 (LOQ)	-	-	-	

Characteristics of parameter

	all results	without outliers	Unit
Mean ± CI (99%)	-	-	µg/l
Minimum	-	-	µg/l
Maximum	-	-	µg/l
Standard deviation	-	-	µg/l
rel. standard deviation	-	-	%
n	0	0	-

Graphical presentation of results

Results



Parameter oriented report

H104 A

Metolachlor

Unit $\mu\text{g/l}$
Assigned value $\pm U$ (k=2) -
Criterion -
Minimum - Maximum 0.273 - 0.273
Control test value $\pm U$ (k=2) <0.025 (LOD)

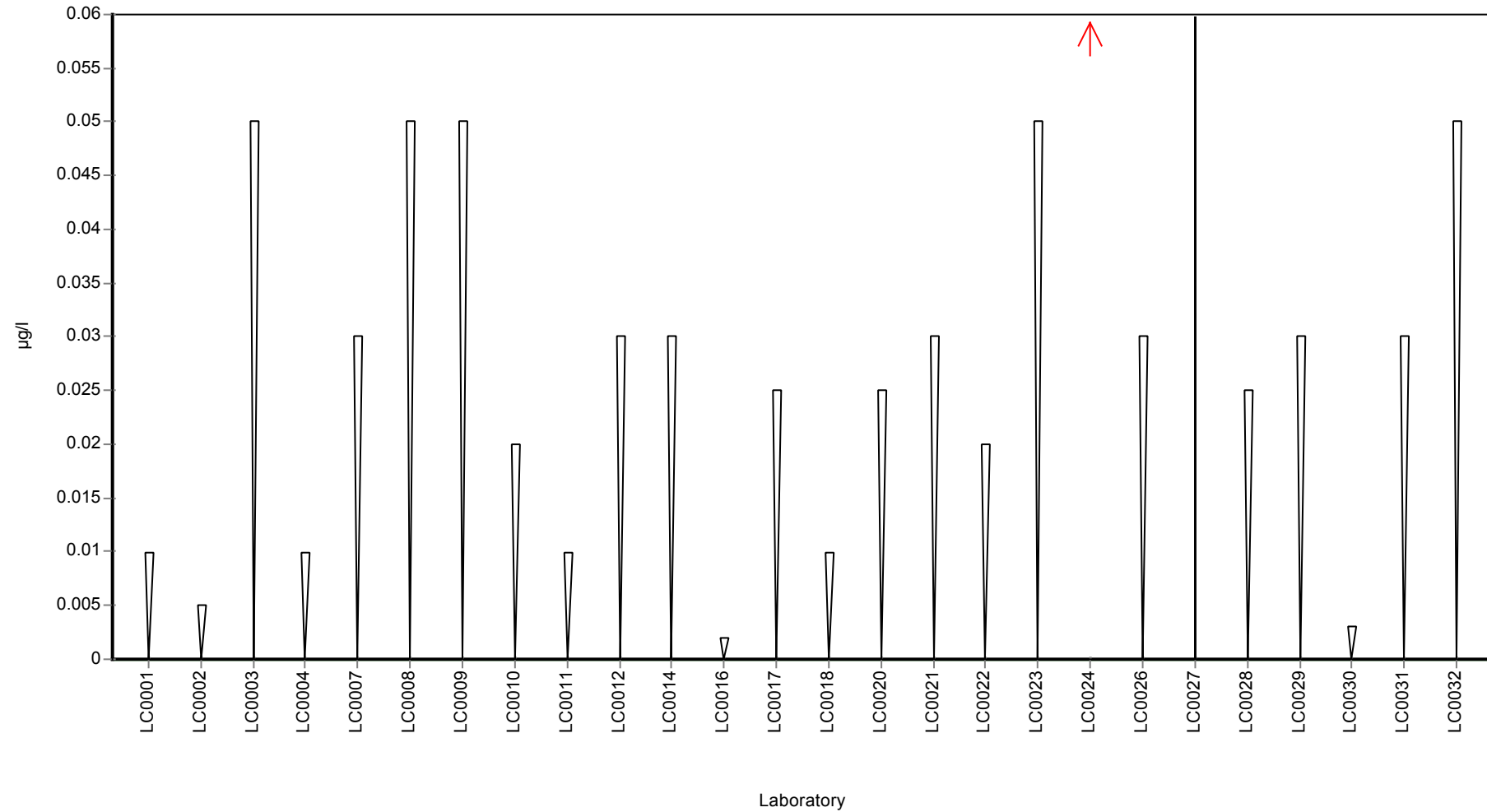
Labcode	Result	$\pm U$	Recovery [%]	z-score	Comments
LC0001	< 0.01 (LOQ)	-	-	-	
LC0002	< 0.005 (LOQ)	-	-	-	
LC0003	< 0.05 (LOQ)	-	-	-	
LC0004	< 0.01 (LOQ)	-	-	-	
LC0005	-	-	-	-	
LC0006	-	-	-	-	
LC0007	< 0.03 (LOQ)	-	-	-	
LC0008	< 0.05 (LOQ)	-	-	-	
LC0009	< 0.05 (LOQ)	-	-	-	
LC0010	< 0.02 (LOQ)	-	-	-	
LC0011	< 0.01 (LOQ)	-	-	-	
LC0012	< 0.03 (LOQ)	-	-	-	
LC0013	-	-	-	-	
LC0014	< 0.03 (LOQ)	-	-	-	
LC0015	-	-	-	-	
LC0016	<0.002 (LOD)	-	-	-	
LC0017	< 0.025 (LOQ)	-	-	-	
LC0018	< 0.01 (LOQ)	-	-	-	
LC0019	-	-	-	-	
LC0020	< 0.025 (LOQ)	-	-	-	
LC0021	< 0.03 (LOQ)	-	-	-	
LC0022	<0.02 (LOD)	-	-	-	
LC0023	< 0.05 (LOQ)	-	-	-	
LC0024	0.273	0.041	-	-	FP
LC0025	-	-	-	-	
LC0026	< 0.03 (LOQ)	-	-	-	
LC0027	<3 (LOD)	-	-	-	
LC0028	< 0.025 (LOQ)	-	-	-	
LC0029	< 0.03 (LOQ)	-	-	-	
LC0030	<0.003 (LOD)	-	-	-	
LC0031	< 0.03 (LOQ)	-	-	-	
LC0032	< 0.05 (LOQ)	-	-	-	

Characteristics of parameter

	all results	without outliers	Unit
Mean ± CI (99%)	0.273	-	µg/l
Minimum	0.273	0.273	µg/l
Maximum	0.273	0.273	µg/l
Standard deviation	-	-	µg/l
rel. standard deviation	-	-	%
n	1	1	-

Graphical presentation of results

Results



Parameter oriented report

H104 B

Metolachlor

Unit	µg/l
Assigned value ± U (k=2)	0.399 ± 0.0242
Criterion	0.0559 (14 %)
Minimum - Maximum	0.27 - 0.492
Control test value ± U (k=2)	0.45 ± 0.0675

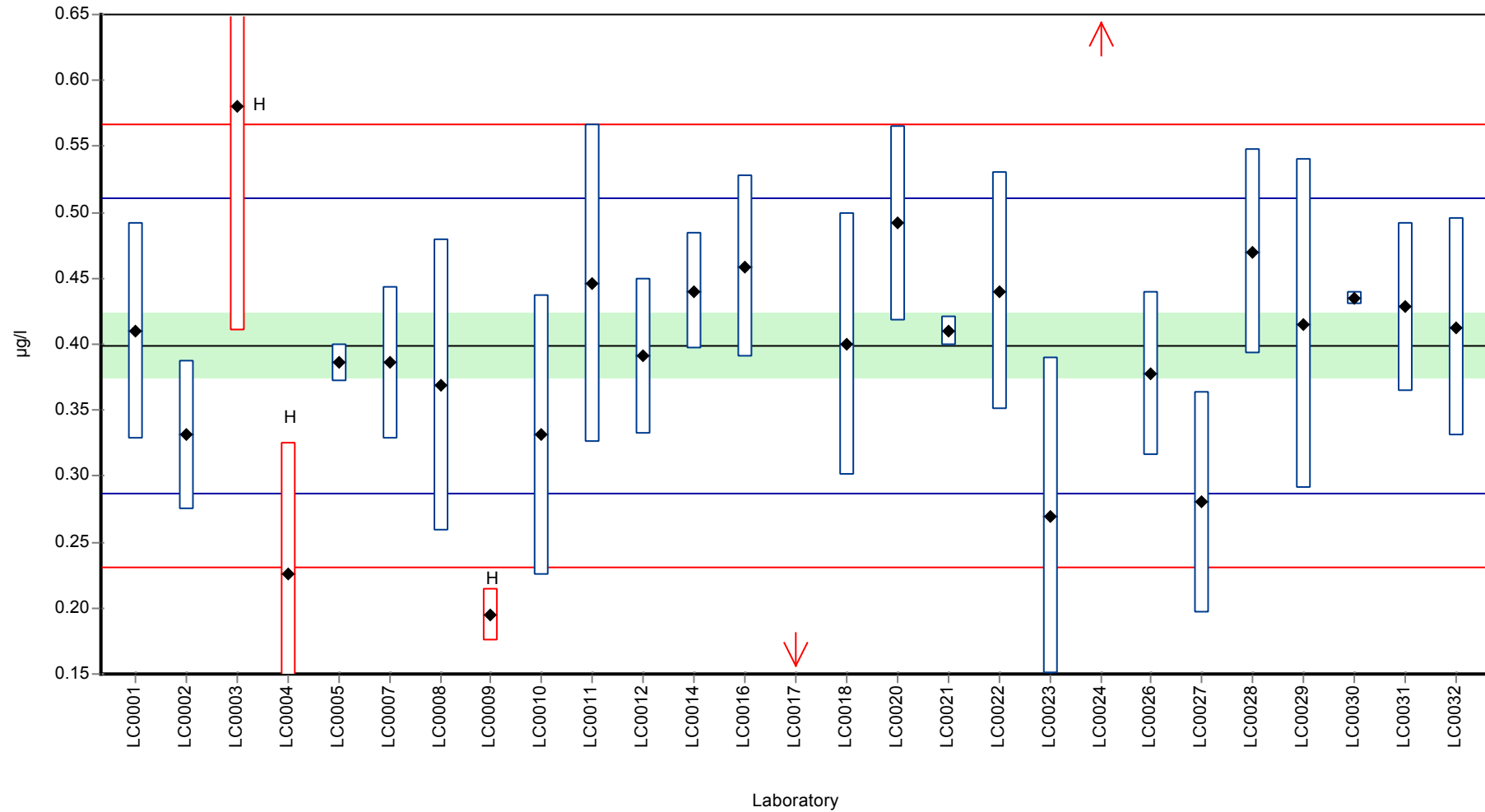
Labcode	Result	± U	Recovery [%]	z-score	Comments
LC0001	0.41	0.082	103	0.2	
LC0002	0.331	0.056	82.9	-1.22	
LC0003	0.58	0.17	145	3.24	H
LC0004	0.226	0.099	56.6	-3.1	H
LC0005	0.386	0.014	96.7	-0.23	
LC0006	-	-	-	-	
LC0007	0.386	0.058	96.7	-0.23	
LC0008	0.369	0.111	92.5	-0.54	
LC0009	0.195	0.02	48.9	-3.65	H
LC0010	0.331	0.106	82.9	-1.22	
LC0011	0.446	0.121	112	0.84	
LC0012	0.391	0.059	98	-0.14	
LC0013	-	-	-	-	
LC0014	0.44	0.044	110	0.73	
LC0015	-	-	-	-	
LC0016	0.459	0.069	115	1.07	
LC0017	0.14	0.028	35.1	-4.64	H
LC0018	0.4	0.1	100	0.02	
LC0019	-	-	-	-	
LC0020	0.492	0.074	123	1.66	
LC0021	0.41	0.011	103	0.2	
LC0022	0.44	0.09	110	0.73	
LC0023	0.27	0.12	67.7	-2.31	
LC0024	1.053	0.158	264	11.7	H
LC0025	-	-	-	-	
LC0026	0.3773	0.0623	94.5	-0.39	
LC0027	0.28	0.084	70.2	-2.13	
LC0028	0.47	0.078	118	1.27	
LC0029	0.415	0.125	104	0.28	
LC0030	0.4349	0.0045	109	0.64	
LC0031	0.428	0.064	107	0.52	
LC0032	0.413	0.0826	103	0.25	

Characteristics of parameter

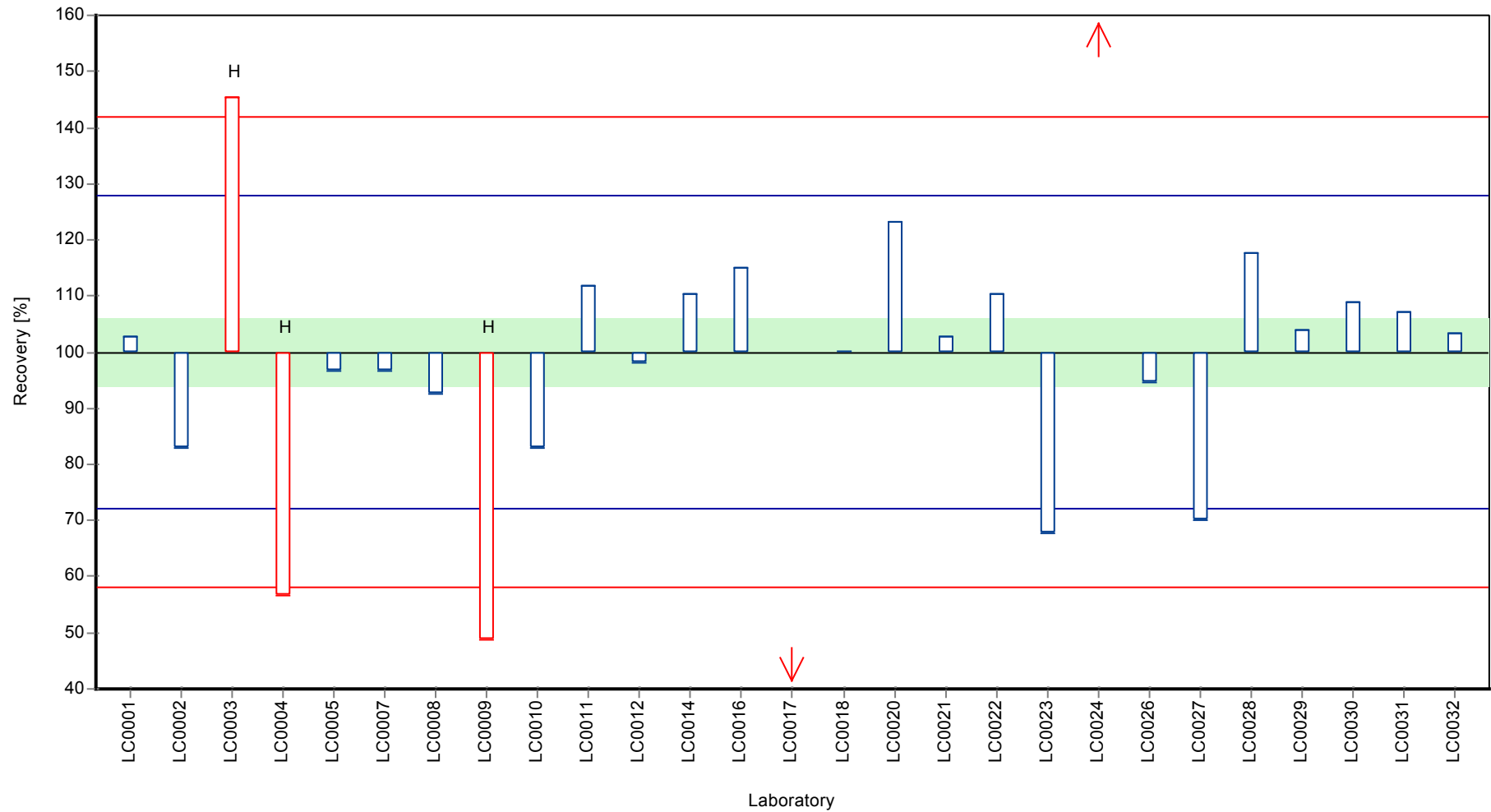
	all results	without outliers	Unit
Mean ± CI (99%)	0.406 ± 0.0923	0.399 ± 0.0363	µg/l
Minimum	0.14	0.27	µg/l
Maximum	1.05	0.492	µg/l
Standard deviation	0.16	0.0567	µg/l
rel. standard deviation	39.4	14.2	%
n	27	22	-

Graphical presentation of results

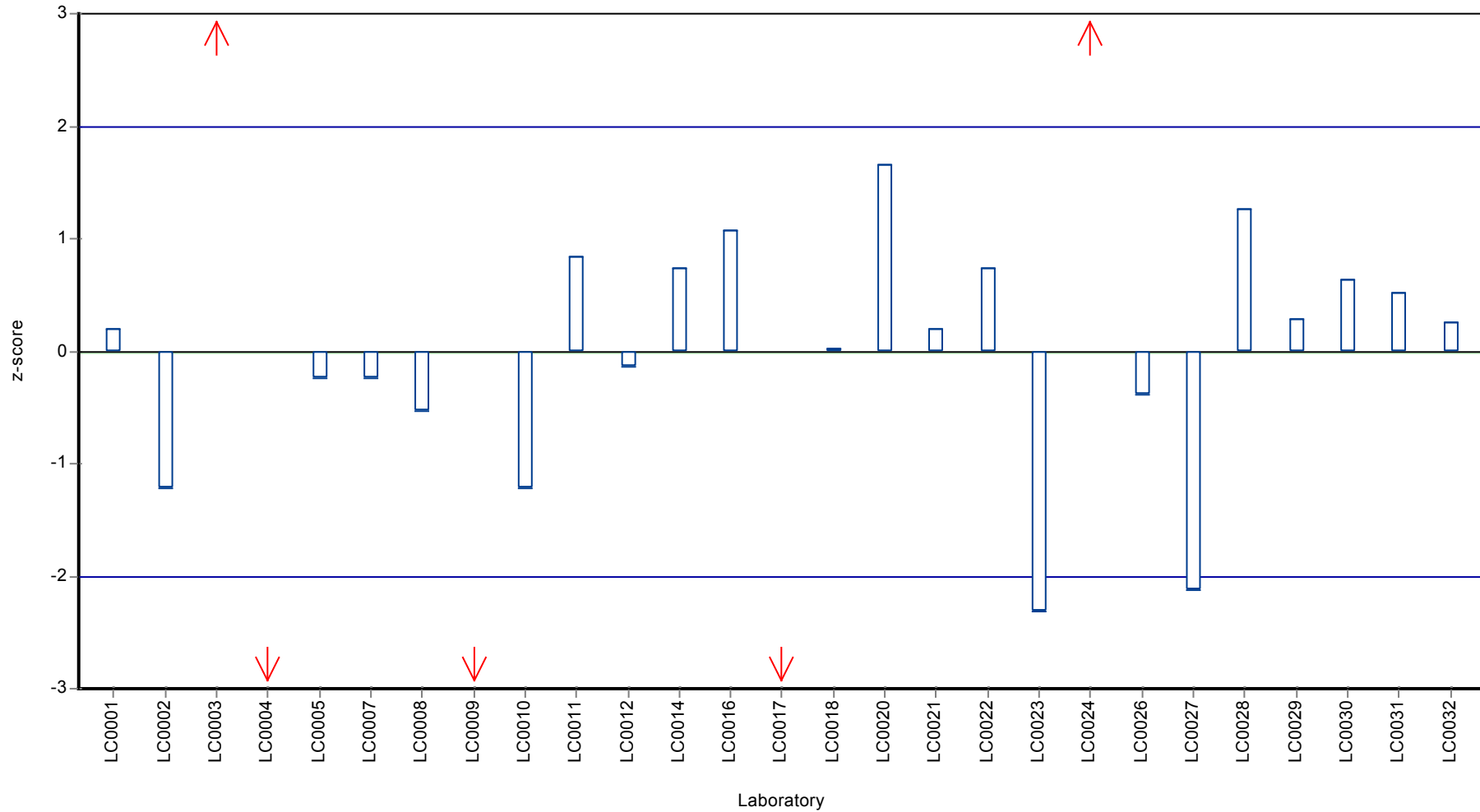
Results



Recovery rate



Z-score



Parameter oriented report

H104 A

s-Metolachlor ethanesulfonic acid (Metolachlor-ESA)

Unit	µg/l
Assigned value ± U (k=2)	0.57 ± 0.0587
Criterion	0.12 (21 %)
Minimum - Maximum	0.395 - 0.71
Control test value ± U (k=2)	0.743 ± 0.111

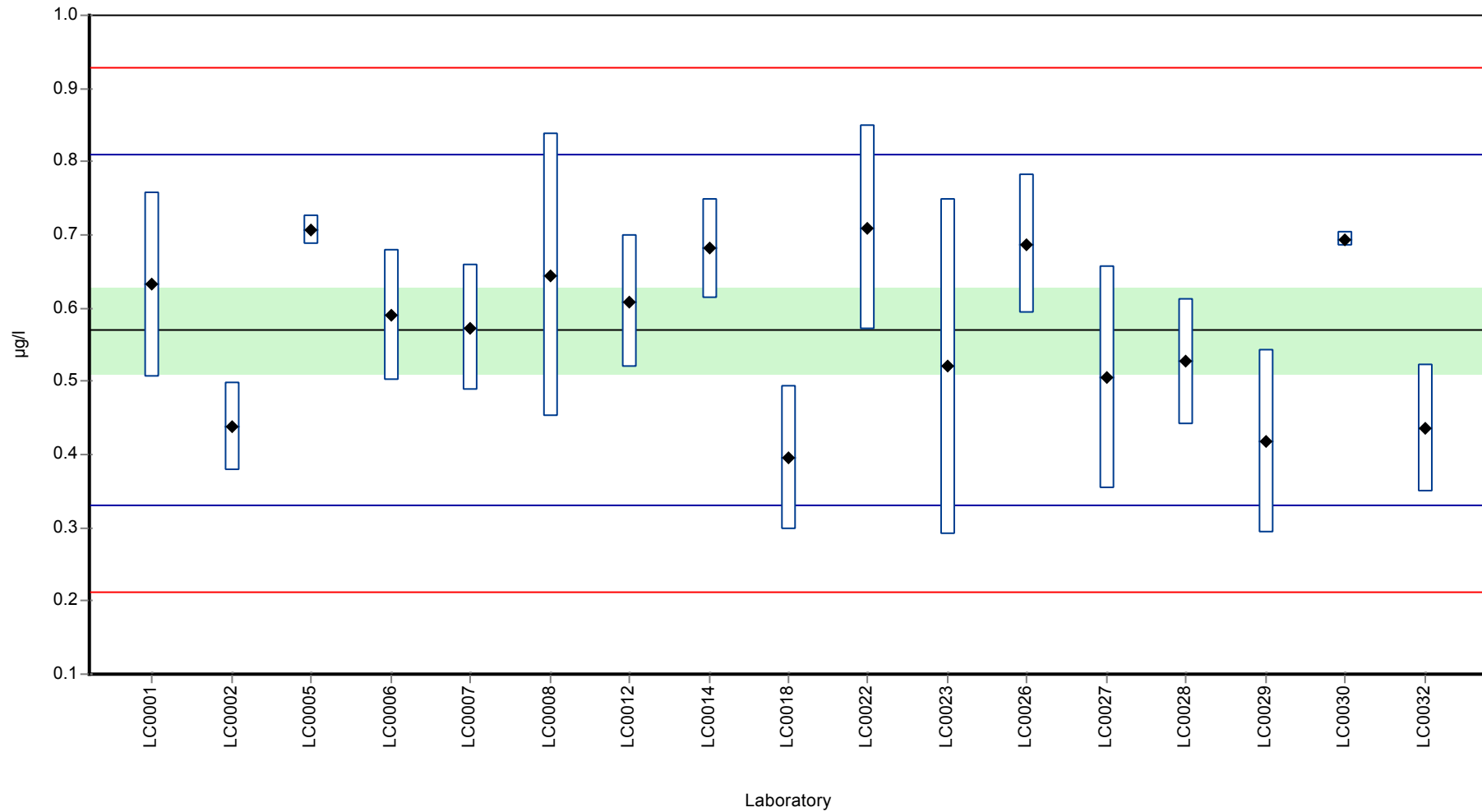
Labcode	Result	± U	Recovery [%]	z-score	Comments
LC0001	0.632	0.126	111	0.52	
LC0002	0.438	0.061	76.8	-1.1	
LC0003	-	-	-	-	
LC0004	-	-	-	-	
LC0005	0.707	0.02	124	1.14	
LC0006	0.59	0.089	103	0.17	
LC0007	0.573	0.086	101	0.02	
LC0008	0.645	0.194	113	0.63	
LC0009	-	-	-	-	
LC0010	-	-	-	-	
LC0011	-	-	-	-	
LC0012	0.609	0.091	107	0.33	
LC0013	-	-	-	-	
LC0014	0.6818	0.068	120	0.93	
LC0015	-	-	-	-	
LC0016	-	-	-	-	
LC0017	-	-	-	-	
LC0018	0.395	0.099	69.3	-1.46	
LC0019	-	-	-	-	
LC0020	-	-	-	-	
LC0021	-	-	-	-	
LC0022	0.71	0.14	125	1.17	
LC0023	0.52	0.23	91.2	-0.42	
LC0024	-	-	-	-	
LC0025	-	-	-	-	
LC0026	0.6871	0.0955	121	0.98	
LC0027	0.505	0.152	88.6	-0.54	
LC0028	0.527	0.086	92.4	-0.36	
LC0029	0.418	0.125	73.3	-1.27	
LC0030	0.6943	0.0097	122	1.04	
LC0031	-	-	-	-	
LC0032	0.436	0.0872	76.5	-1.12	

Characteristics of parameter

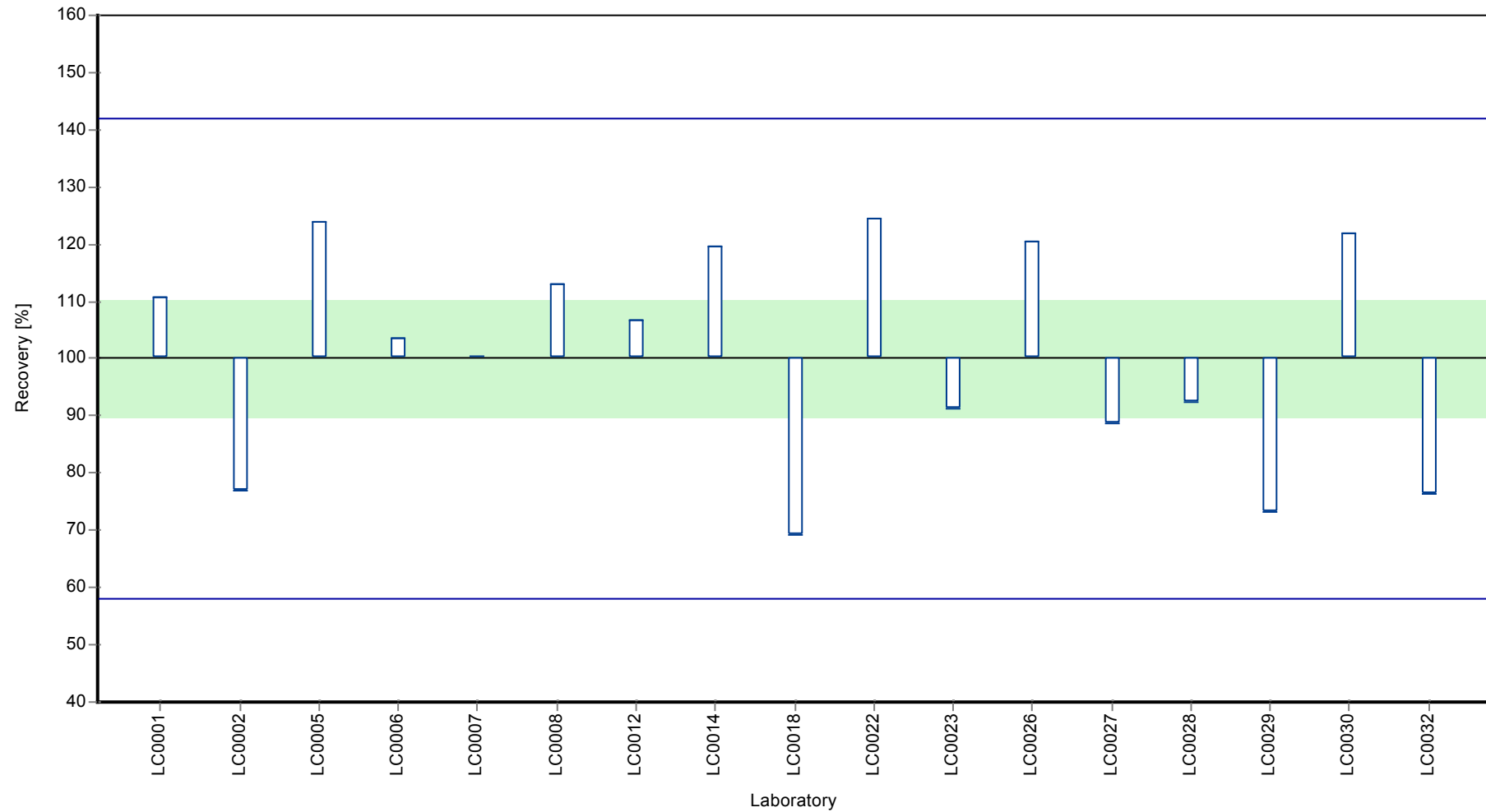
	all results	without outliers	Unit
Mean ± CI (99%)	0.575 ± 0.079	0.575 ± 0.079	µg/l
Minimum	0.395	0.395	µg/l
Maximum	0.71	0.71	µg/l
Standard deviation	0.109	0.109	µg/l
rel. standard deviation	18.9	18.9	%
n	17	17	-

Graphical presentation of results

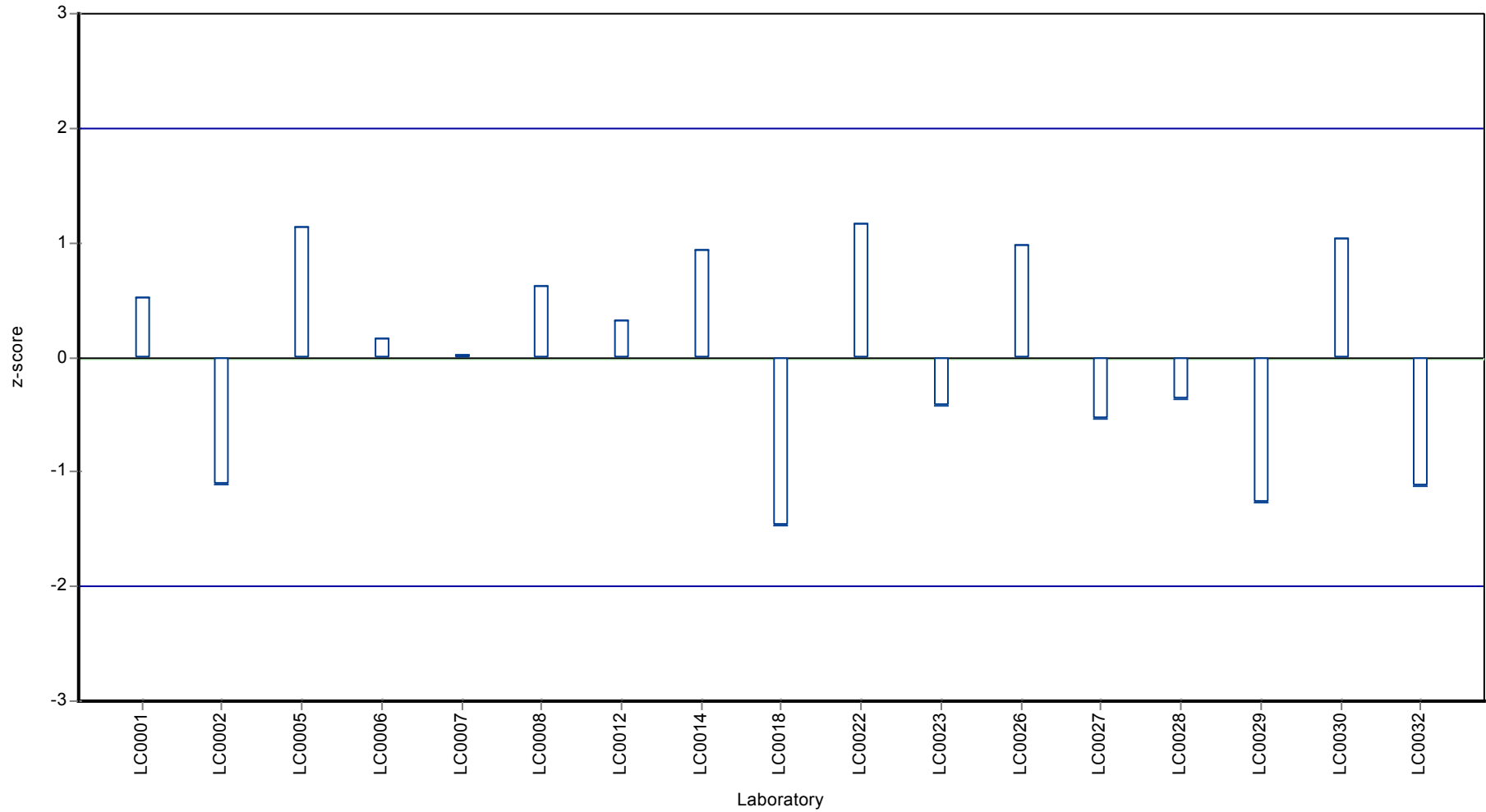
Results



Recovery rate



Z-score



Parameter oriented report

H104 B

s-Metolachlor ethanesulfonic acid (Metolachlor-ESA)

Unit	µg/l
Assigned value ± U (k=2)	0.249 ± 0.0267
Criterion	0.0524 (21 %)
Minimum - Maximum	0.162 - 0.321
Control test value ± U (k=2)	0.314 ± 0.0472

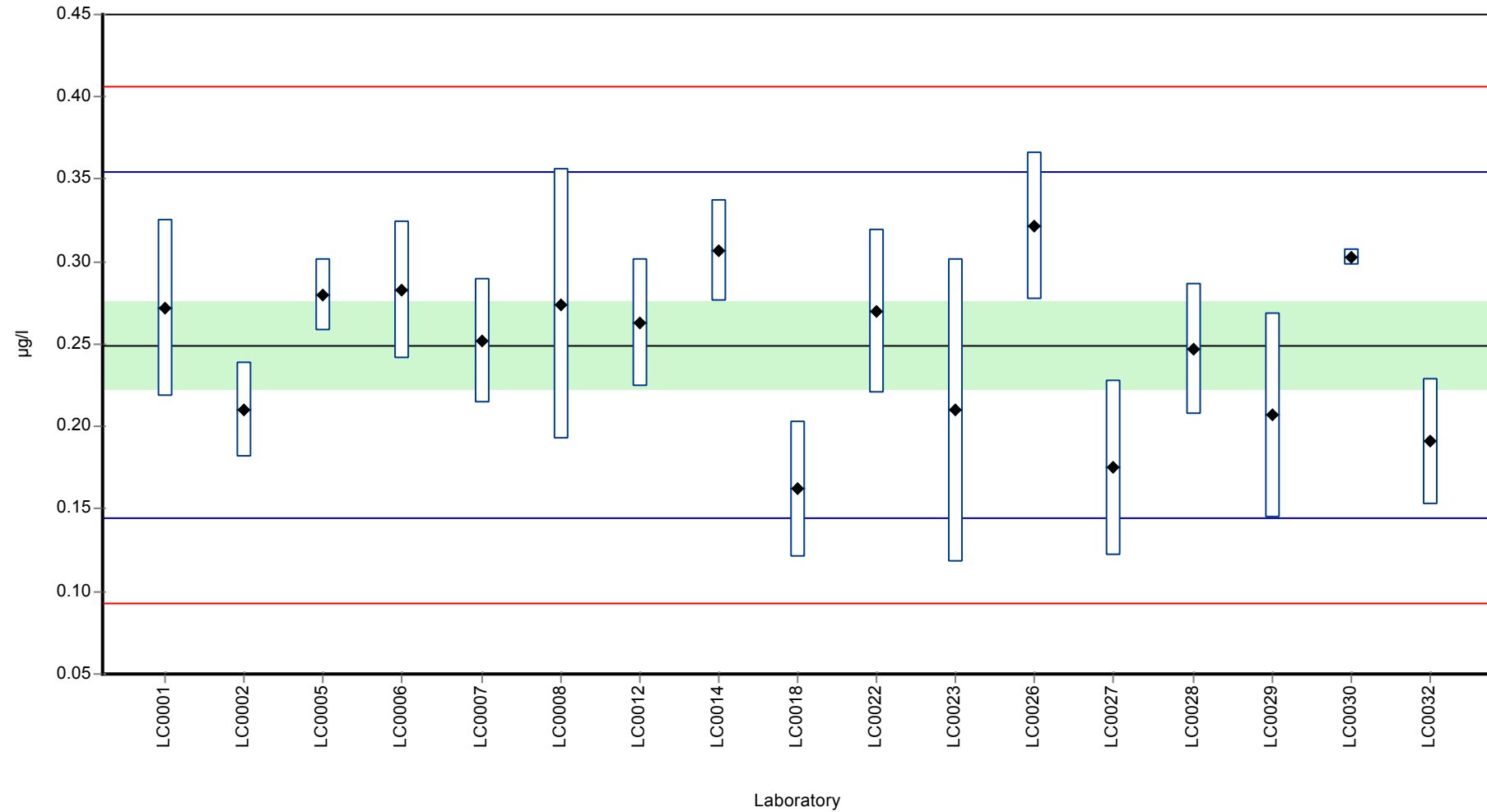
Labcode	Result	± U	Recovery [%]	z-score	Comments
LC0001	0.272	0.054	109	0.43	
LC0002	0.21	0.029	84.2	-0.75	
LC0003	-	-	-	-	
LC0004	-	-	-	-	
LC0005	0.28	0.022	112	0.58	
LC0006	0.283	0.042	113	0.64	
LC0007	0.252	0.038	101	0.05	
LC0008	0.274	0.082	110	0.47	
LC0009	-	-	-	-	
LC0010	-	-	-	-	
LC0011	-	-	-	-	
LC0012	0.263	0.039	105	0.26	
LC0013	-	-	-	-	
LC0014	0.3064	0.031	123	1.09	
LC0015	-	-	-	-	
LC0016	-	-	-	-	
LC0017	-	-	-	-	
LC0018	0.162	0.041	64.9	-1.67	
LC0019	-	-	-	-	
LC0020	-	-	-	-	
LC0021	-	-	-	-	
LC0022	0.27	0.05	108	0.39	
LC0023	0.21	0.092	84.2	-0.75	
LC0024	-	-	-	-	
LC0025	-	-	-	-	
LC0026	0.3214	0.0447	129	1.37	
LC0027	0.175	0.053	70.2	-1.42	
LC0028	0.247	0.04	99	-0.05	
LC0029	0.207	0.062	83	-0.81	
LC0030	0.3025	0.0049	121	1.01	
LC0031	-	-	-	-	
LC0032	0.191	0.0382	76.6	-1.12	

Characteristics of parameter

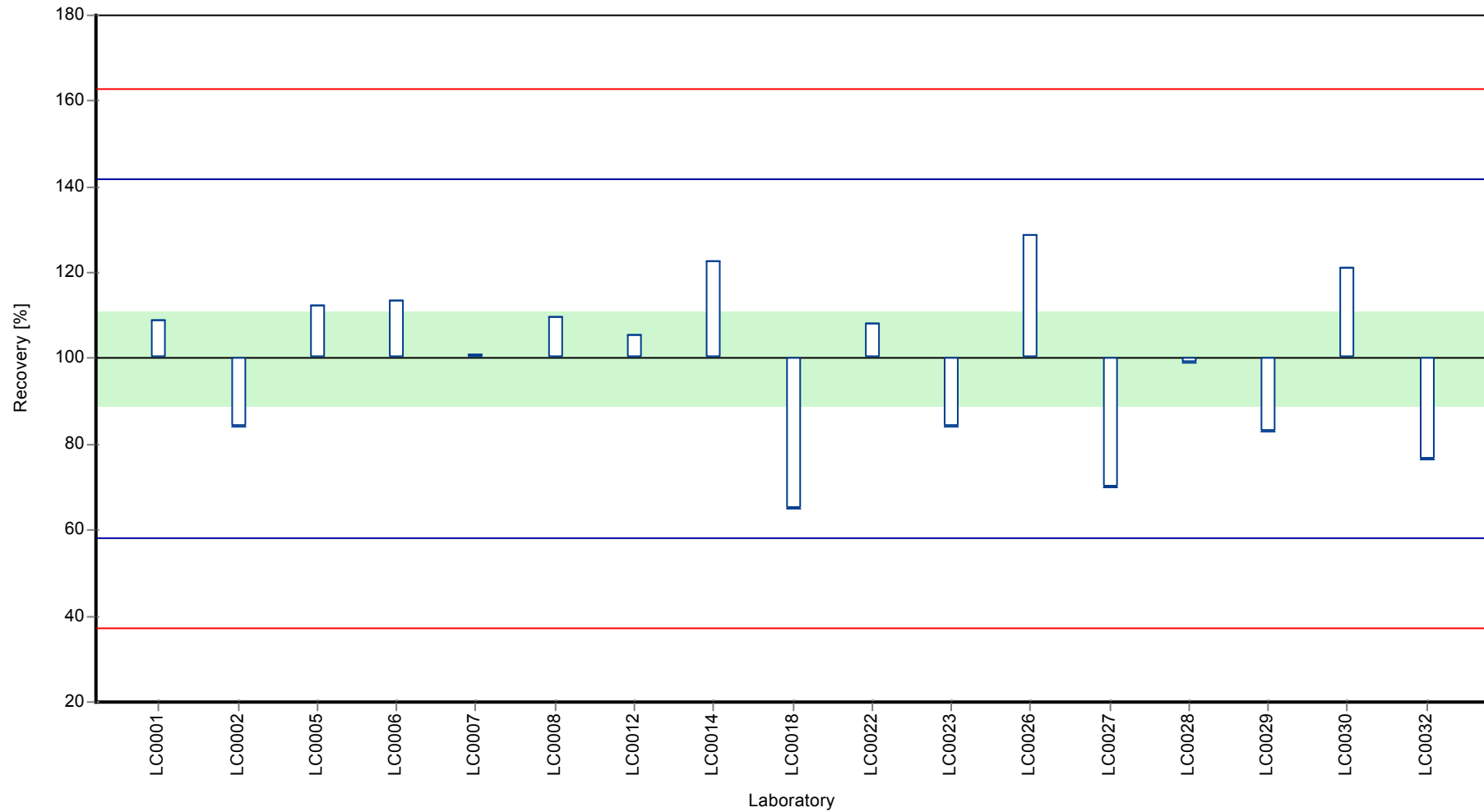
	all results	without outliers	Unit
Mean ± CI (99%)	0.249 ± 0.0348	0.249 ± 0.0348	µg/l
Minimum	0.162	0.162	µg/l
Maximum	0.321	0.321	µg/l
Standard deviation	0.0478	0.0478	µg/l
rel. standard deviation	19.2	19.2	%
n	17	17	-

Graphical presentation of results

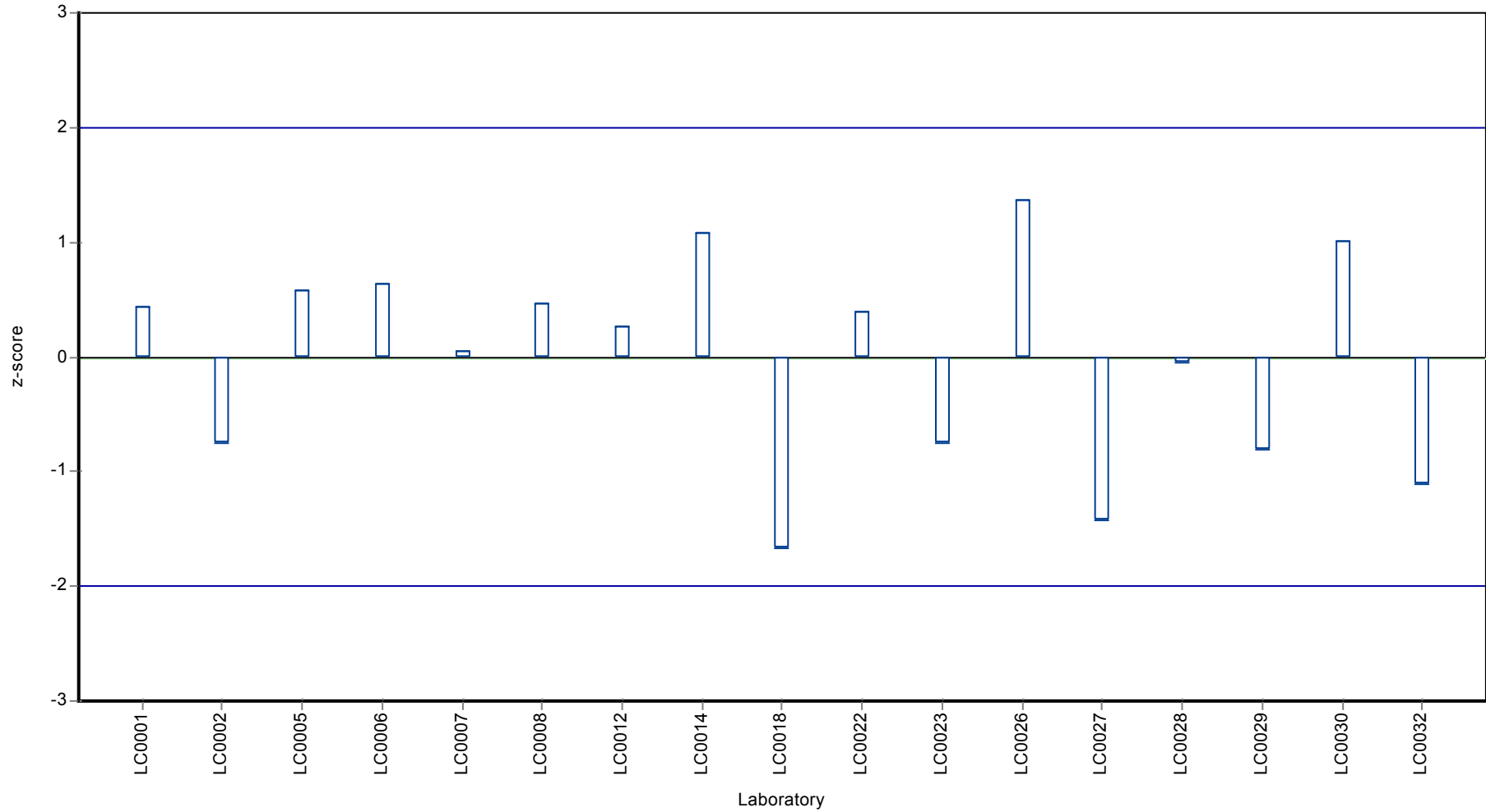
Results



Recovery rate



Z-score



Parameter oriented report

H104 A

s-Metolachlor oxanilic acid (Metolachlor-OA)

Unit	µg/l
Assigned value ± U (k=2)	0.504 ± 0.0308
Criterion	0.0756 (15 %)
Minimum - Maximum	0.389 - 0.627
Control test value ± U (k=2)	0.56 ± 0.084

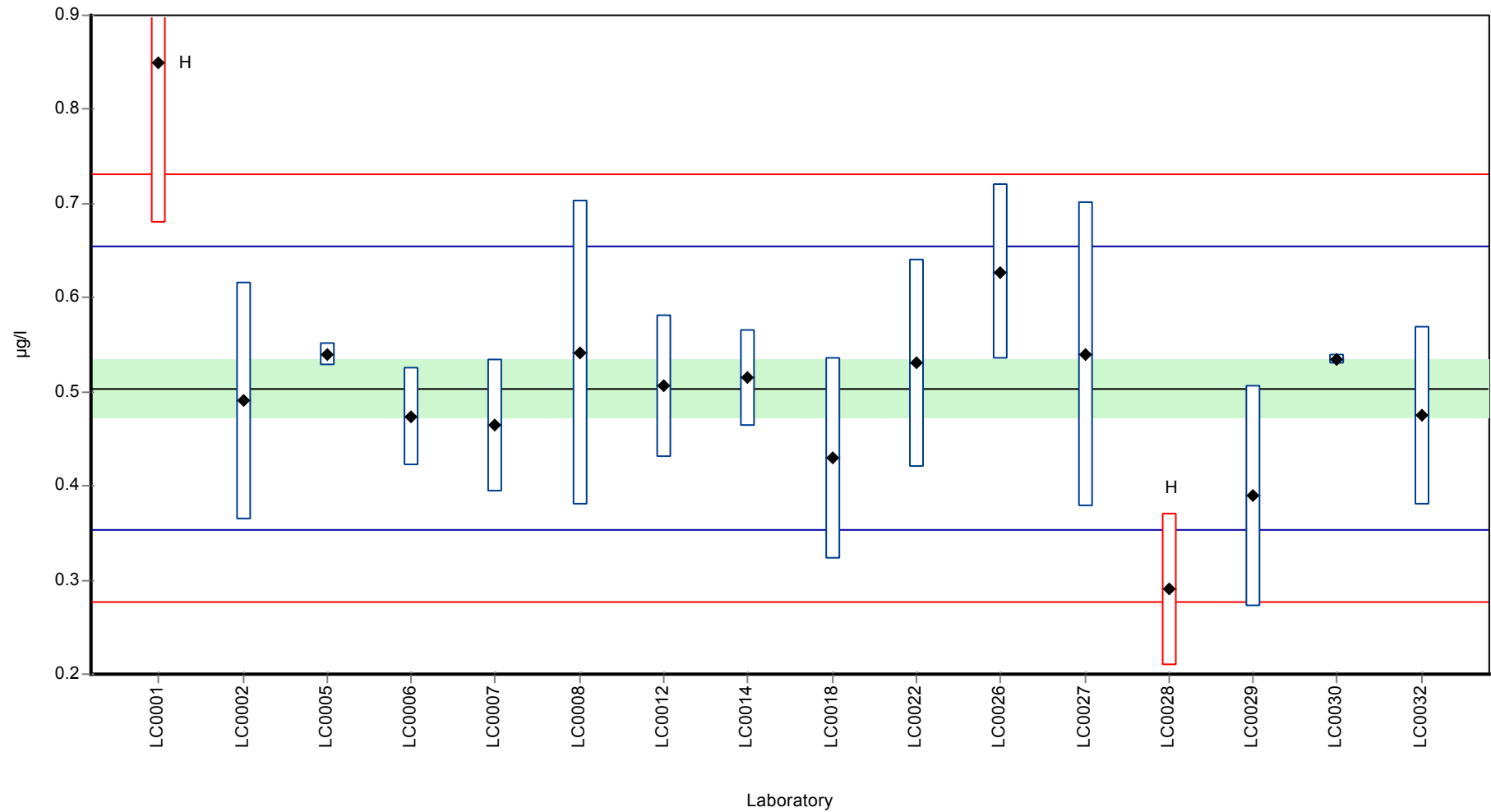
Labcode	Result	± U	Recovery [%]	z-score	Comments
LC0001	0.849	0.17	169	4.57	H
LC0002	0.49	0.127	97.3	-0.18	
LC0003	-	-	-	-	
LC0004	-	-	-	-	
LC0005	0.54	0.012	107	0.48	
LC0006	0.473	0.052	93.9	-0.41	
LC0007	0.464	0.07	92.1	-0.53	
LC0008	0.541	0.162	107	0.49	
LC0009	-	-	-	-	
LC0010	-	-	-	-	
LC0011	-	-	-	-	
LC0012	0.506	0.076	100	0.03	
LC0013	-	-	-	-	
LC0014	0.5144	0.051	102	0.14	
LC0015	-	-	-	-	
LC0016	-	-	-	-	
LC0017	-	-	-	-	
LC0018	0.429	0.107	85.2	-0.99	
LC0019	-	-	-	-	
LC0020	-	-	-	-	
LC0021	-	-	-	-	
LC0022	0.53	0.11	105	0.35	
LC0023	-	-	-	-	
LC0024	-	-	-	-	
LC0025	-	-	-	-	
LC0026	0.627	0.0928	124	1.63	
LC0027	0.54	0.162	107	0.48	
LC0028	0.29	0.081	57.6	-2.83	H
LC0029	0.389	0.117	77.2	-1.52	
LC0030	0.5339	0.0052	106	0.4	
LC0031	-	-	-	-	
LC0032	0.475	0.095	94.3	-0.38	

Characteristics of parameter

	all results	without outliers	Unit
Mean ± CI (99%)	0.512 ± 0.0881	0.504 ± 0.0462	µg/l
Minimum	0.29	0.389	µg/l
Maximum	0.849	0.627	µg/l
Standard deviation	0.117	0.0577	µg/l
rel. standard deviation	22.9	11.4	%
n	16	14	-

Graphical presentation of results

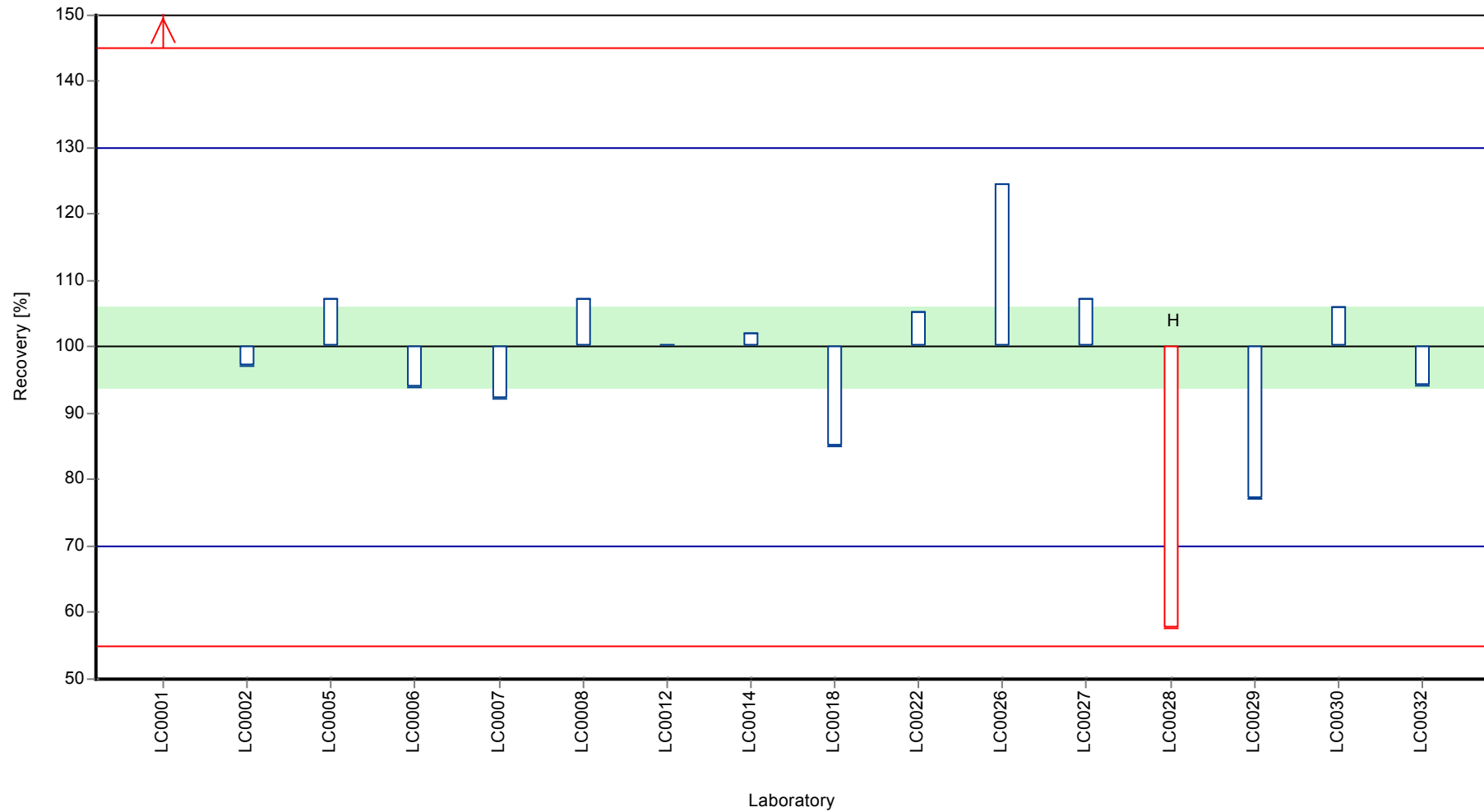
Results



Parameter oriented report Pesticides H104

Sample: H104A, Parameter: s-Metolachlor oxanilic acid (Metolachlor-OA)

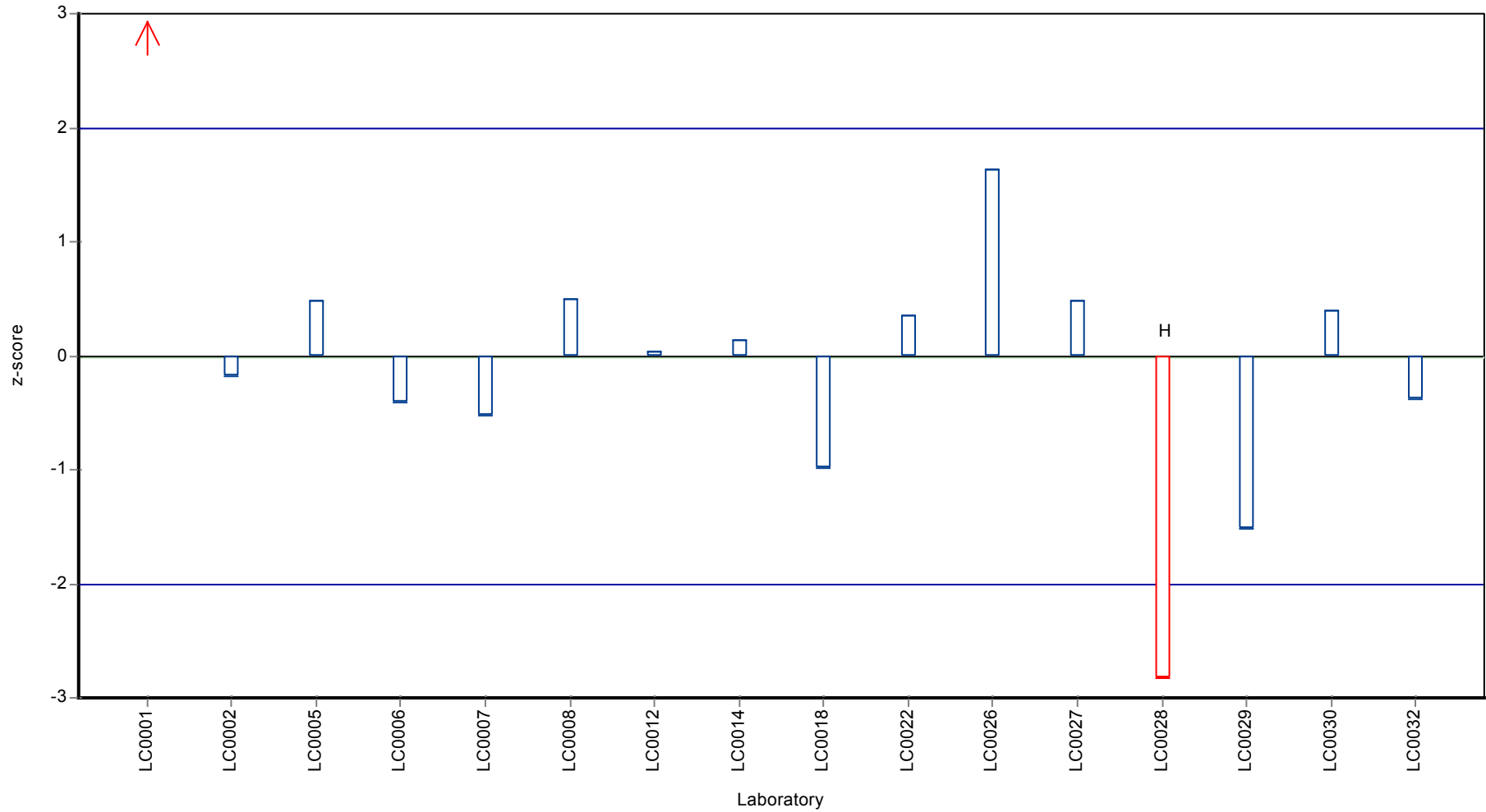
Recovery rate



Parameter oriented report Pesticides H104

Sample: H104A, Parameter: s-Metolachlor oxanilic acid (Metolachlor-OA)

Z-score



Parameter oriented report

H104 B

s-Metolachlor oxanilic acid (Metolachlor-OA)

Unit	µg/l
Assigned value ± U (k=2)	0.664 ± 0.0359
Criterion	0.0996 (15 %)
Minimum - Maximum	0.553 - 0.798
Control test value ± U (k=2)	0.678 ± 0.102

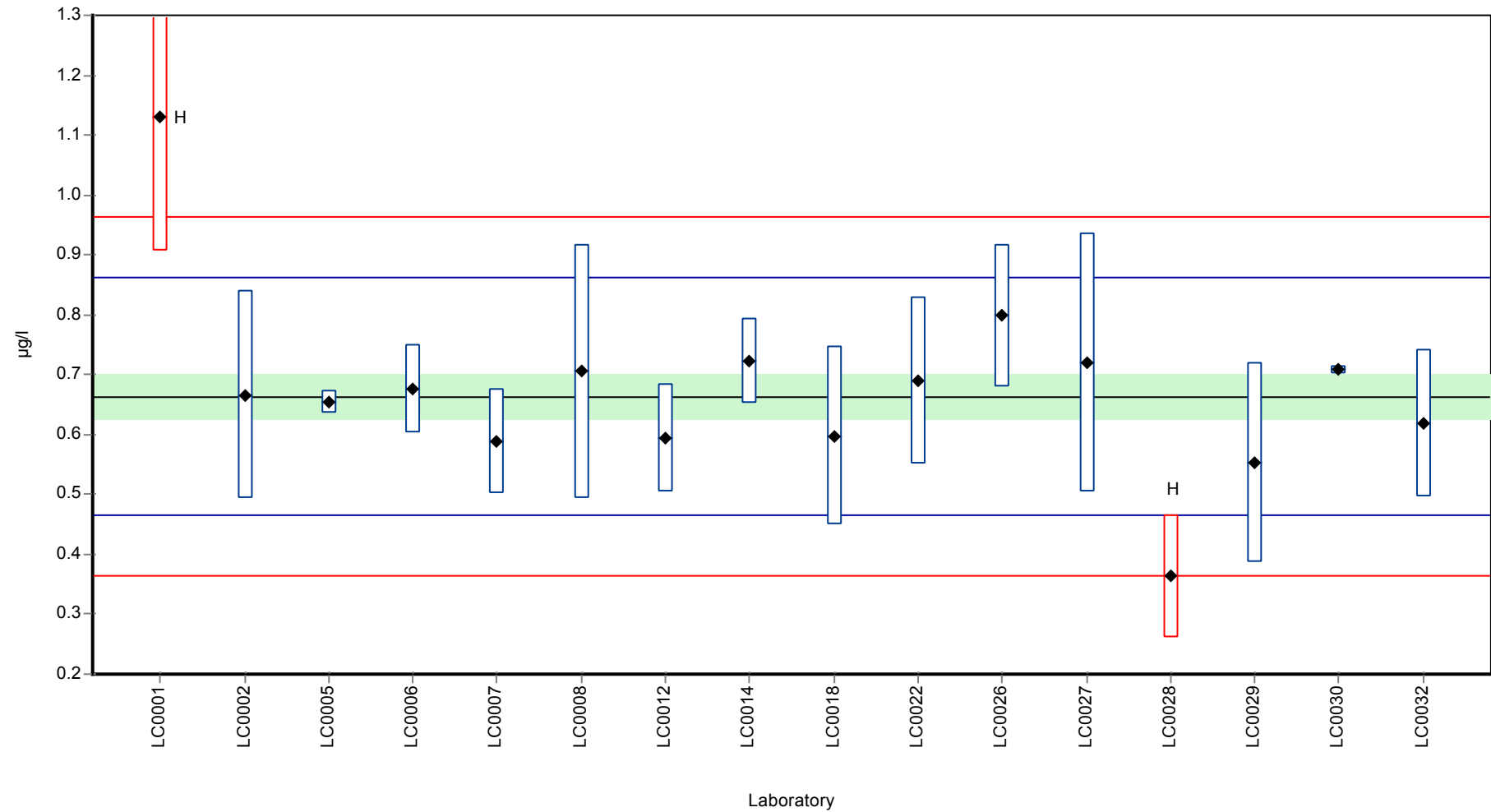
Labcode	Result	± U	Recovery [%]	z-score	Comments
LC0001	1.13	0.225	170	4.68	H
LC0002	0.666	0.173	100	0.02	
LC0003	-	-	-	-	
LC0004	-	-	-	-	
LC0005	0.654	0.02	98.5	-0.1	
LC0006	0.676	0.074	102	0.12	
LC0007	0.588	0.088	88.6	-0.76	
LC0008	0.706	0.212	106	0.42	
LC0009	-	-	-	-	
LC0010	-	-	-	-	
LC0011	-	-	-	-	
LC0012	0.594	0.089	89.5	-0.7	
LC0013	-	-	-	-	
LC0014	0.7231	0.072	109	0.6	
LC0015	-	-	-	-	
LC0016	-	-	-	-	
LC0017	-	-	-	-	
LC0018	0.598	0.15	90.1	-0.66	
LC0019	-	-	-	-	
LC0020	-	-	-	-	
LC0021	-	-	-	-	
LC0022	0.69	0.14	104	0.26	
LC0023	-	-	-	-	
LC0024	-	-	-	-	
LC0025	-	-	-	-	
LC0026	0.7979	0.1181	120	1.35	
LC0027	0.72	0.216	108	0.56	
LC0028	0.363	0.102	54.7	-3.02	H
LC0029	0.553	0.166	83.3	-1.11	
LC0030	0.7079	0.0059	107	0.44	
LC0031	-	-	-	-	
LC0032	0.619	0.1238	93.3	-0.45	

Characteristics of parameter

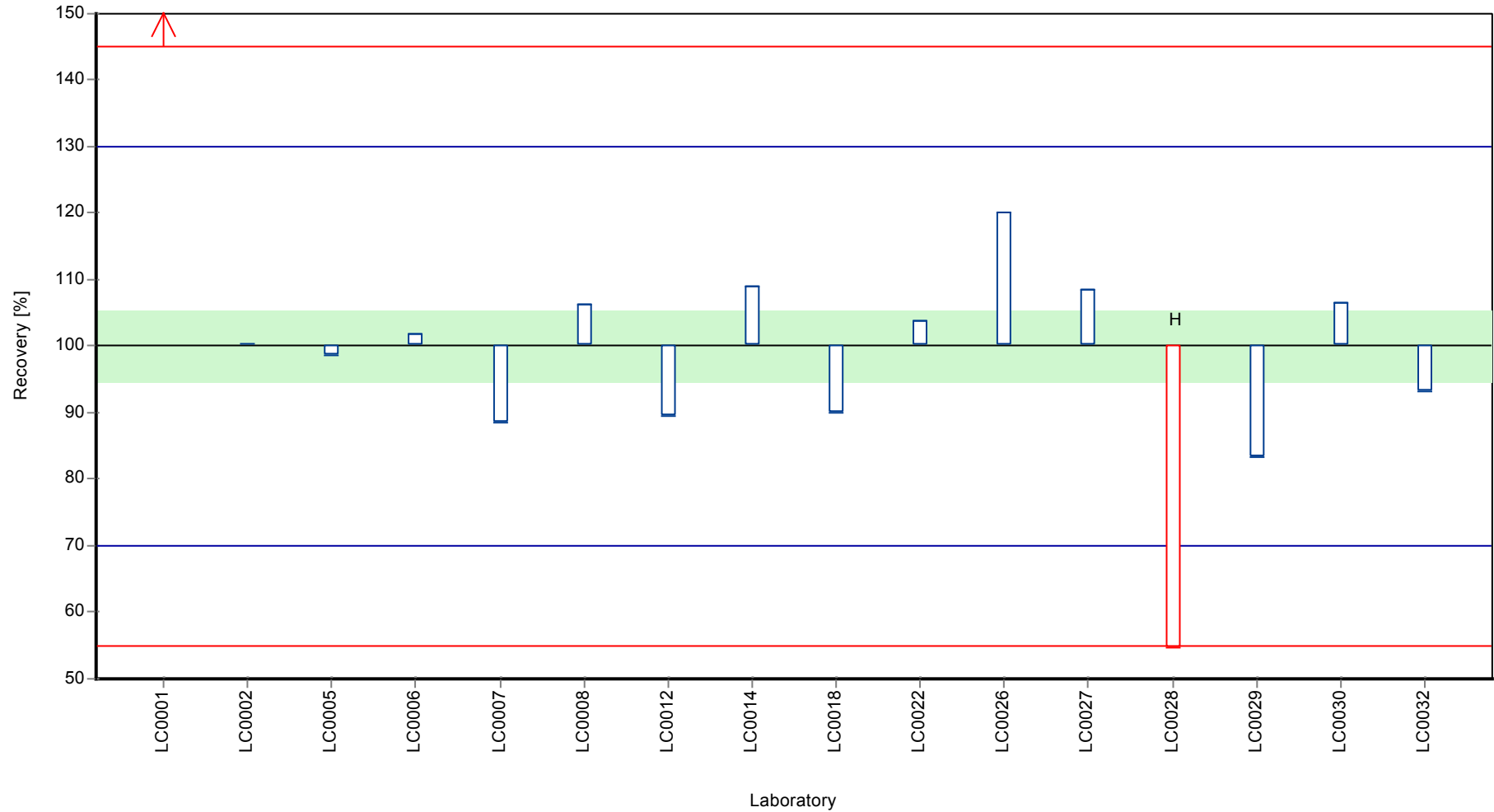
	all results	without outliers	Unit
Mean ± CI (99%)	0.674 ± 0.117	0.664 ± 0.0538	µg/l
Minimum	0.363	0.553	µg/l
Maximum	1.13	0.798	µg/l
Standard deviation	0.156	0.0671	µg/l
rel. standard deviation	23.1	10.1	%
n	16	14	-

Graphical presentation of results

Results



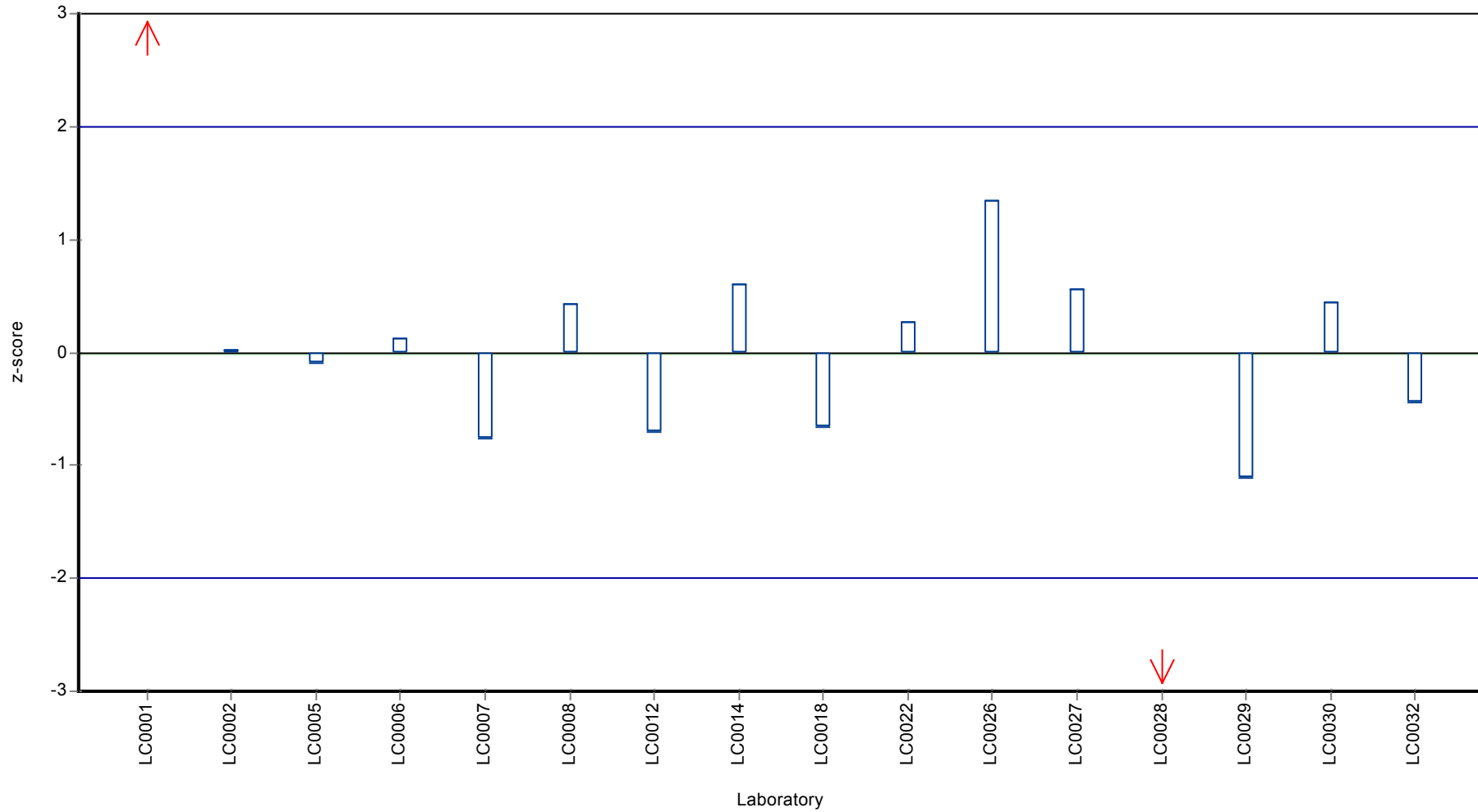
Recovery rate



Parameter oriented report Pesticides H104

Sample: H104B, Parameter: s-Metolachlor oxanilic acid (Metolachlor-OA)

Z-score



E8. Labororientierte Auswertung / Laboratory oriented report

Die Labororientierte Auswertung ist nach dem Laborcode sortiert.

The laboratory oriented report is sorted by laboratory code.

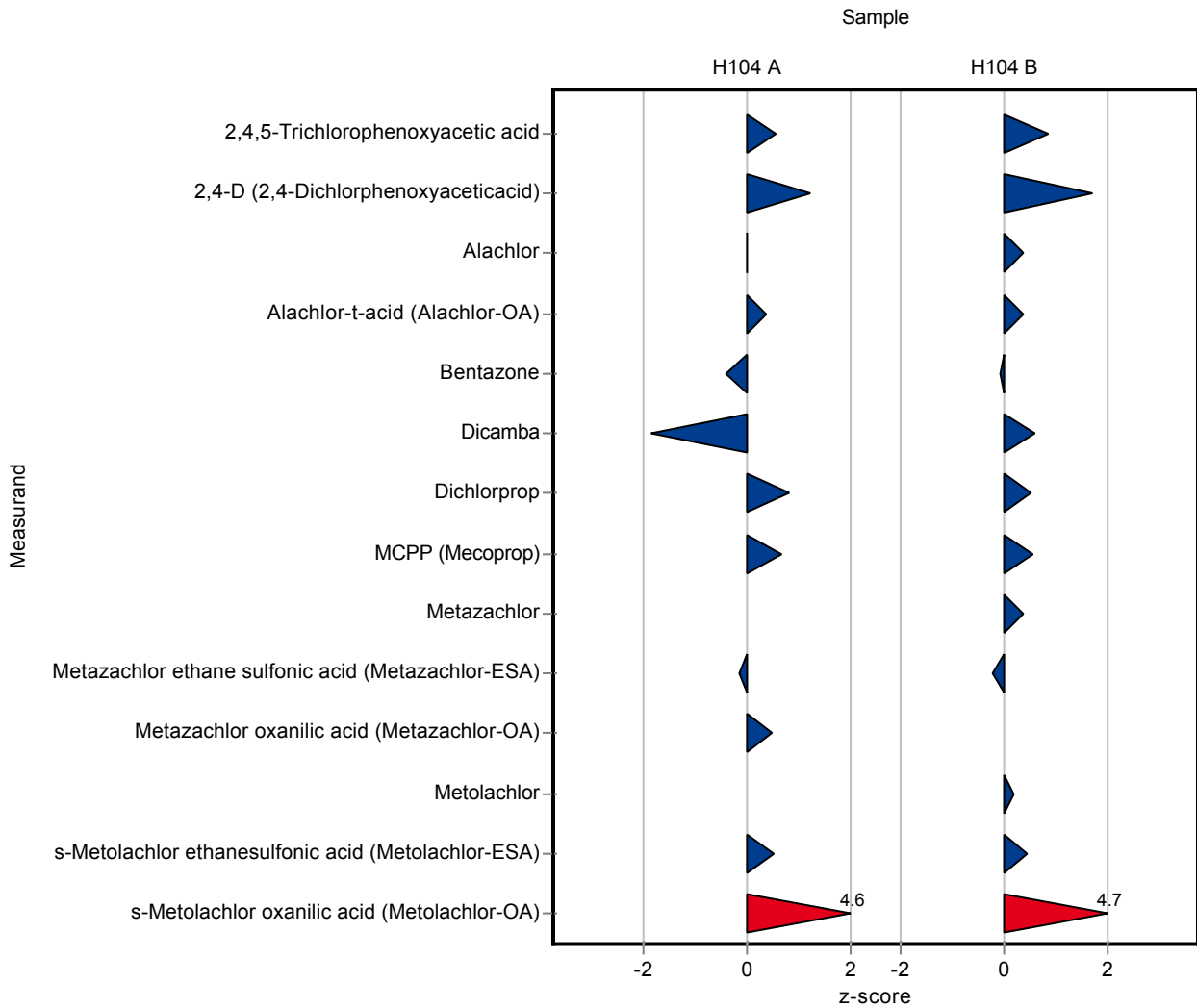
Sample: H104A

Parameter	Unit	Assigned value ± U (k=2)	Result ± U	Criterion	Recovery [%]	z-Score
2,4,5-Trichlorophenoxyacetic acid	µg/l	0.369 ± 0.0199	0.411 ± 0.082	0.0739	111	0.56
2,4-D (2,4-Dichlorphenoxyaceticacid)	µg/l	0.126 ± 0.00887	0.151 ± 0.03	0.0201	120	1.25
Alachlor	µg/l	0.227 ± 0.0159	0.227 ± 0.045	0.0272	100	0.00
Alachlor-t-acid (Alachlor-OA)	µg/l	0.842 ± 0.0513	0.898 ± 0.18	0.152	107	0.37
Alachlor-t-sulfonic acid (Alachlor-ESA)	µg/l	0.146 ± 0.0128	- ± -	0.0262	-	-
AMPA	µg/l	0.187 ± 0.00936	- ± -	0.0319	-	-
Bentazone	µg/l	0.119 ± 0.00731	0.112 ± 0.022	0.0179	93.8	-0.41
Dicamba	µg/l	0.193 ± 0.0198	0.125 ± 0.025	0.0367	64.8	-1.85
Dichlorprop	µg/l	0.102 ± 0.00597	0.112 ± 0.022	0.0122	110	0.83
Glufosinate	µg/l	0.339 ± 0.114	- ± -	0.102	-	-
Glyphosate	µg/l	- ± -	- ± -	-	-	-
MCPP (Mecoprop)	µg/l	0.237 ± 0.0112	0.258 ± 0.052	0.0308	109	0.68
Metazachlor	µg/l	- ± -	<0.01 (LOQ) ± -	-	-	-
Metazachlor ethane sulfonic acid (Metazachlor-ESA)	µg/l	0.744 ± 0.0438	0.719 ± 0.144	0.164	96.6	-0.15
Metazachlor oxanilic acid (Metazachlor-OA)	µg/l	0.263 ± 0.0104	0.29 ± 0.058	0.0553	110	0.49
Metolachlor	µg/l	- ± -	<0.01 (LOQ) ± -	-	-	-
s-Metolachlor ethanesulfonic acid (Metolachlor-ESA)	µg/l	0.57 ± 0.0587	0.632 ± 0.126	0.12	111	0.52
s-Metolachlor oxanilic acid (Metolachlor-OA)	µg/l	0.504 ± 0.0308	0.849 ± 0.17	0.0756	169	4.57

Sample: H104B

Parameter	Unit	Assigned value ± U (k=2)	Result ± U	Criterion	Recovery [%]	z-Score
2,4,5-Trichlorophenoxyacetic acid	µg/l	0.203 ± 0.0109	0.237 ± 0.047	0.0405	117	0.85
2,4-D (2,4-Dichlorphenoxyaceticacid)	µg/l	0.504 ± 0.0251	0.64 ± 0.128	0.0806	127	1.69
Alachlor	µg/l	0.671 ± 0.0501	0.702 ± 0.14	0.0806	105	0.38

Parameter	Unit	Assigned value ± U (k=2)	Result ± U	Criterion	Recovery [%]	z-Score
Alachlor-t-acid (Alachlor-OA)	µg/l	0.187 ± 0.00787	0.199 ± 0.04	0.0337	106	0.35
Alachlor-t-sulfonic acid (Alachlor-ESA)	µg/l	0.659 ± 0.0496	- ± -	0.119	-	-
AMPA	µg/l	0.872 ± 0.0427	- ± -	0.148	-	-
Bentazone	µg/l	0.131 ± 0.00602	0.13 ± 0.026	0.0197	99	-0.07
Dicamba	µg/l	0.559 ± 0.0476	0.623 ± 0.125	0.106	112	0.61
Dichlorprop	µg/l	0.179 ± 0.00935	0.19 ± 0.038	0.0214	106	0.53
Glufosinate	µg/l	0.158 ± 0.0385	- ± -	0.0474	-	-
Glyphosate	µg/l	0.555 ± 0.0236	- ± -	0.122	-	-
MCPP (Mecoprop)	µg/l	0.251 ± 0.0127	0.269 ± 0.054	0.0327	107	0.55
Metazachlor	µg/l	0.167 ± 0.0108	0.174 ± 0.035	0.0184	104	0.36
Metazachlor ethane sulfonic acid (Metazachlor-ESA)	µg/l	0.243 ± 0.0146	0.231 ± 0.046	0.0535	95	-0.23
Metazachlor oxanilic acid (Metazachlor-OA)	µg/l	- ± -	<0.01 (LOQ) ± -	-	-	-
Metolachlor	µg/l	0.399 ± 0.0242	0.41 ± 0.082	0.0559	103	0.20
s-Metolachlor ethanesulfonic acid (Metolachlor-ESA)	µg/l	0.249 ± 0.0267	0.272 ± 0.054	0.0524	109	0.43
s-Metolachlor oxanilic acid (Metolachlor-OA)	µg/l	0.664 ± 0.0359	1.13 ± 0.225	0.0996	170	4.68



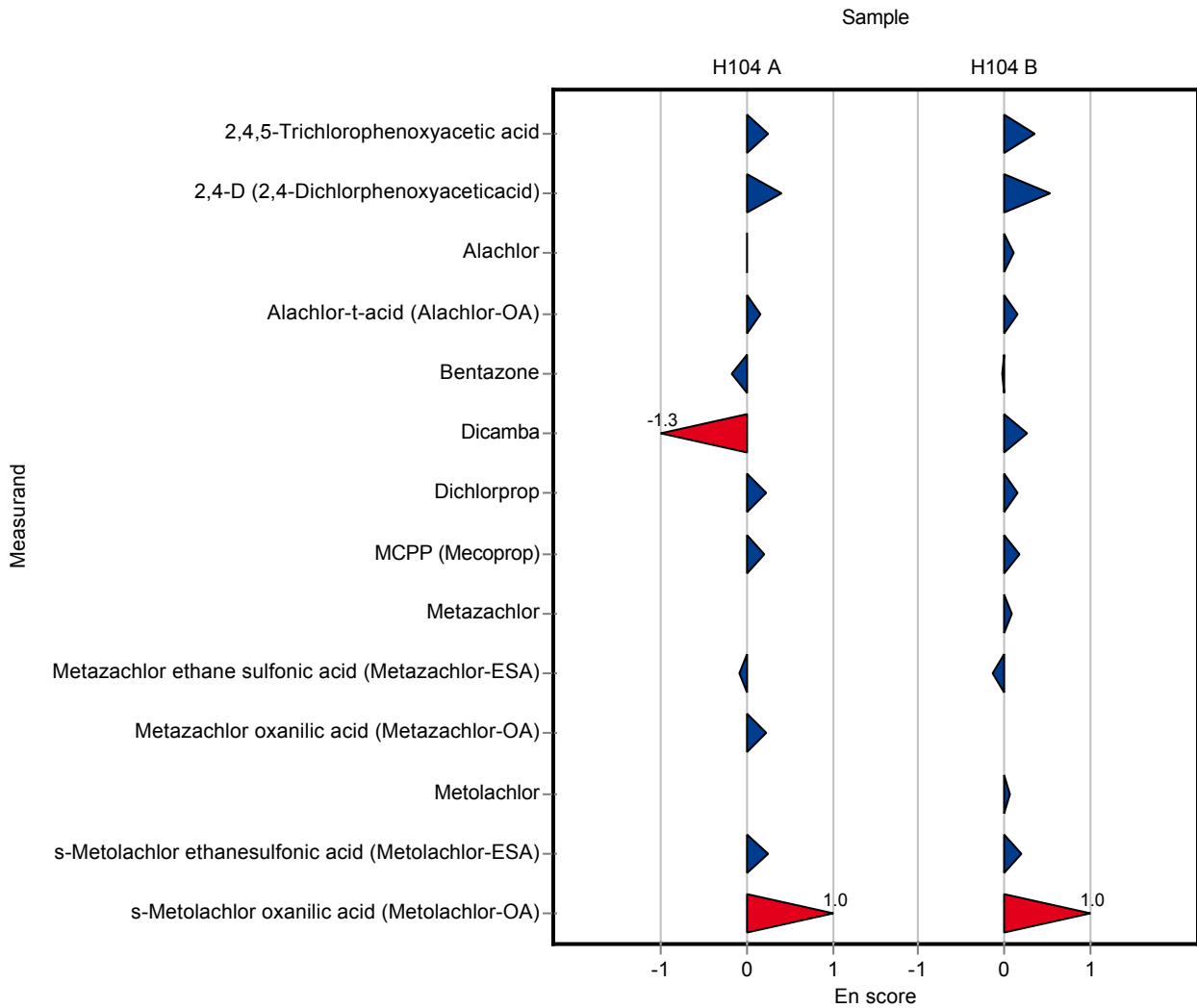
Sample: H104A

Parameter	Unit	Assigned value ± U (k=2)	Result ± U	Criterion	Recovery [%]	En-Score
2,4,5-Trichlorophenoxyacetic acid	µg/l	0.369 ± 0.0199	0.411 ± 0.082	0.0739	111	0.25
2,4-D (2,4-Dichlorphenoxyaceticacid)	µg/l	0.126 ± 0.00887	0.151 ± 0.03	0.0201	120	0.41
Alachlor	µg/l	0.227 ± 0.0159	0.227 ± 0.045	0.0272	100	0.00
Alachlor-t-acid (Alachlor-OA)	µg/l	0.842 ± 0.0513	0.898 ± 0.18	0.152	107	0.15
Alachlor-t-sulfonic acid (Alachlor-ESA)	µg/l	0.146 ± 0.0128	- ± -	0.0262	-	-
AMPA	µg/l	0.187 ± 0.00936	- ± -	0.0319	-	-
Bentazone	µg/l	0.119 ± 0.00731	0.112 ± 0.022	0.0179	93.8	-0.17
Dicamba	µg/l	0.193 ± 0.0198	0.125 ± 0.025	0.0367	64.8	-1.26
Dichlorprop	µg/l	0.102 ± 0.00597	0.112 ± 0.022	0.0122	110	0.23
Glufosinate	µg/l	0.339 ± 0.114	- ± -	0.102	-	-
Glyphosate	µg/l	- ± -	- ± -	-	-	-
MCPP (Mecoprop)	µg/l	0.237 ± 0.0112	0.258 ± 0.052	0.0308	109	0.20
Metazachlor	µg/l	- ± -	<0.01 (LOQ) ± -	-	-	-
Metazachlor ethane sulfonic acid (Metazachlor-ESA)	µg/l	0.744 ± 0.0438	0.719 ± 0.144	0.164	96.6	-0.09
Metazachlor oxanilic acid (Metazachlor-OA)	µg/l	0.263 ± 0.0104	0.29 ± 0.058	0.0553	110	0.23
Metolachlor	µg/l	- ± -	<0.01 (LOQ) ± -	-	-	-
s-Metolachlor ethanesulfonic acid (Metolachlor-ESA)	µg/l	0.57 ± 0.0587	0.632 ± 0.126	0.12	111	0.24
s-Metolachlor oxanilic acid (Metolachlor-OA)	µg/l	0.504 ± 0.0308	0.849 ± 0.17	0.0756	169	1.01

Sample: H104B

Parameter	Unit	Assigned value ± U (k=2)	Result ± U	Criterion	Recovery [%]	En-Score
2,4,5-Trichlorophenoxyacetic acid	µg/l	0.203 ± 0.0109	0.237 ± 0.047	0.0405	117	0.36
2,4-D (2,4-Dichlorphenoxyaceticacid)	µg/l	0.504 ± 0.0251	0.64 ± 0.128	0.0806	127	0.53
Alachlor	µg/l	0.671 ± 0.0501	0.702 ± 0.14	0.0806	105	0.11

Parameter	Unit	Assigned value ± U (k=2)	Result ± U	Criterion Recovery [%]	En-Score	
Alachlor-t-acid (Alachlor-OA)	µg/l	0.187 ± 0.00787	0.199 ± 0.04	0.0337	106	0.15
Alachlor-t-sulfonic acid (Alachlor-ESA)	µg/l	0.659 ± 0.0496	- ± -	0.119	-	-
AMPA	µg/l	0.872 ± 0.0427	- ± -	0.148	-	-
Bentazone	µg/l	0.131 ± 0.00602	0.13 ± 0.026	0.0197	99	-0.03
Dicamba	µg/l	0.559 ± 0.0476	0.623 ± 0.125	0.106	112	0.25
Dichlorprop	µg/l	0.179 ± 0.00935	0.19 ± 0.038	0.0214	106	0.15
Glufosinate	µg/l	0.158 ± 0.0385	- ± -	0.0474	-	-
Glyphosate	µg/l	0.555 ± 0.0236	- ± -	0.122	-	-
MCP (Mecoprop)	µg/l	0.251 ± 0.0127	0.269 ± 0.054	0.0327	107	0.16
Metazachlor	µg/l	0.167 ± 0.0108	0.174 ± 0.035	0.0184	104	0.09
Metazachlor ethane sulfonic acid (Metazachlor-ESA)	µg/l	0.243 ± 0.0146	0.231 ± 0.046	0.0535	95	-0.13
Metazachlor oxanilic acid (Metazachlor-OA)	µg/l	- ± -	<0.01 (LOQ) ± -	-	-	-
Metolachlor	µg/l	0.399 ± 0.0242	0.41 ± 0.082	0.0559	103	0.07
s-Metolachlor ethanesulfonic acid (Metolachlor-ESA)	µg/l	0.249 ± 0.0267	0.272 ± 0.054	0.0524	109	0.20
s-Metolachlor oxanilic acid (Metolachlor-OA)	µg/l	0.664 ± 0.0359	1.13 ± 0.225	0.0996	170	1.03



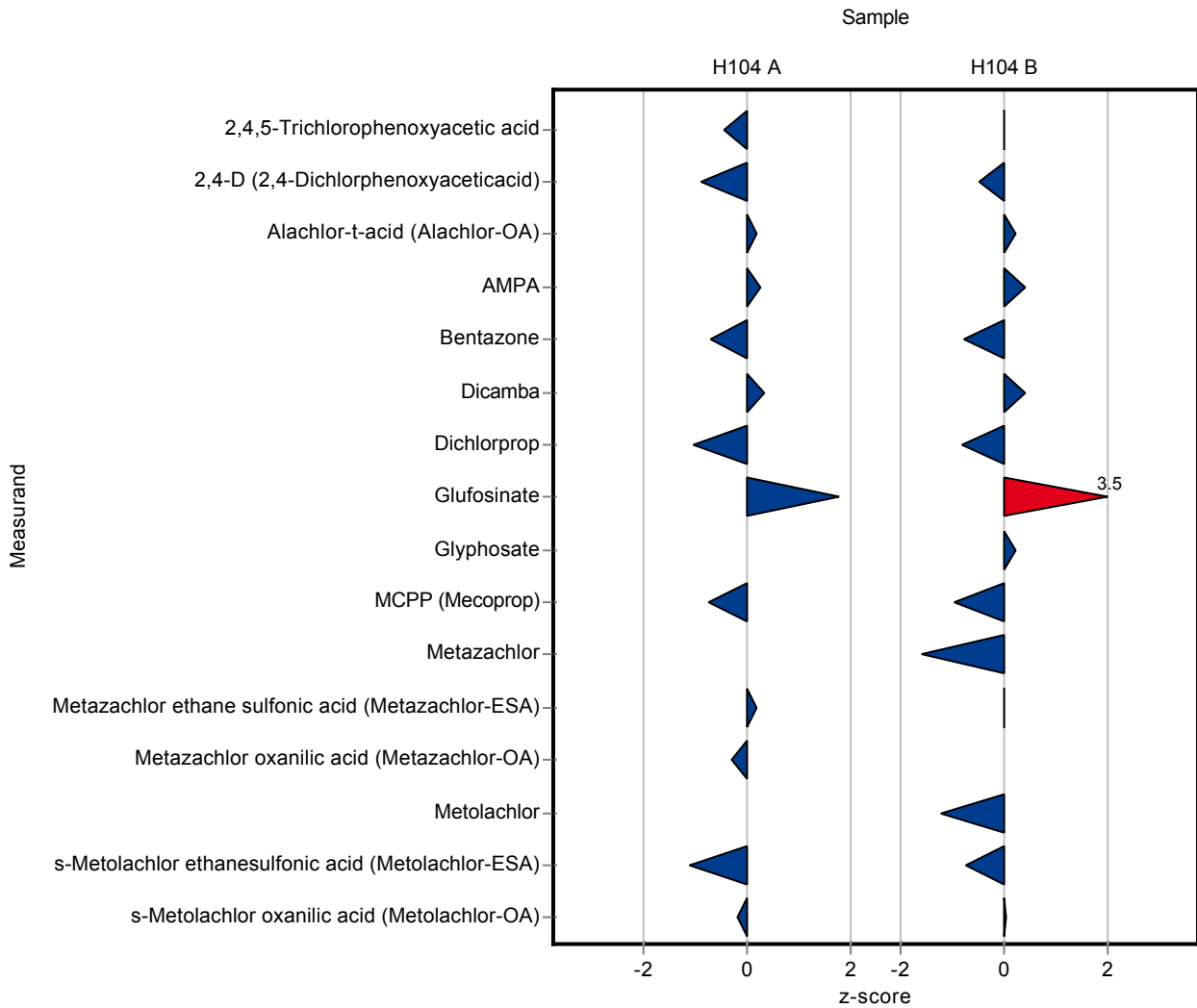
Sample: H104A

Parameter	Unit	Assigned value ± U (k=2)	Result ± U	Criterion	Recovery [%]	z-Score
2,4,5-Trichlorophenoxyacetic acid	µg/l	0.369 ± 0.0199	0.336 ± 0.108	0.0739	91	-0.45
2,4-D (2,4-Dichlorphenoxyaceticacid)	µg/l	0.126 ± 0.00887	0.108 ± 0.022	0.0201	85.8	-0.89
Alachlor	µg/l	0.227 ± 0.0159	- ± -	0.0272	-	-
Alachlor-t-acid (Alachlor-OA)	µg/l	0.842 ± 0.0513	0.872 ± 0.131	0.152	104	0.20
Alachlor-t-sulfonic acid (Alachlor-ESA)	µg/l	0.146 ± 0.0128	- ± -	0.0262	-	-
AMPA	µg/l	0.187 ± 0.00936	0.196 ± 0.073	0.0319	105	0.27
Bentazone	µg/l	0.119 ± 0.00731	0.107 ± 0.028	0.0179	89.6	-0.69
Dicamba	µg/l	0.193 ± 0.0198	0.206 ± 0.045	0.0367	107	0.35
Dichlorprop	µg/l	0.102 ± 0.00597	0.089 ± 0.013	0.0122	87.4	-1.05
Glufosinate	µg/l	0.339 ± 0.114	0.522 ± 0.084	0.102	154	1.80
Glyphosate	µg/l	- ± -	<0.005 (LOQ) ± -	-	-	-
MCPP (Mecoprop)	µg/l	0.237 ± 0.0112	0.214 ± 0.036	0.0308	90.2	-0.75
Metazachlor	µg/l	- ± -	<0.005 (LOQ) ± -	-	-	-
Metazachlor ethane sulfonic acid (Metazachlor-ESA)	µg/l	0.744 ± 0.0438	0.773 ± 0.116	0.164	104	0.18
Metazachlor oxanilic acid (Metazachlor-OA)	µg/l	0.263 ± 0.0104	0.248 ± 0.042	0.0553	94.2	-0.27
Metolachlor	µg/l	- ± -	<0.005 (LOQ) ± -	-	-	-
s-Metolachlor ethanesulfonic acid (Metolachlor-ESA)	µg/l	0.57 ± 0.0587	0.438 ± 0.061	0.12	76.8	-1.10
s-Metolachlor oxanilic acid (Metolachlor-OA)	µg/l	0.504 ± 0.0308	0.49 ± 0.127	0.0756	97.3	-0.18

Sample: H104B

Parameter	Unit	Assigned value ± U (k=2)	Result ± U	Criterion	Recovery [%]	z-Score
2,4,5-Trichlorophenoxyacetic acid	µg/l	0.203 ± 0.0109	0.202 ± 0.065	0.0405	99.7	-0.02
2,4-D (2,4-Dichlorphenoxyaceticacid)	µg/l	0.504 ± 0.0251	0.465 ± 0.093	0.0806	92.3	-0.48
Alachlor	µg/l	0.671 ± 0.0501	- ± -	0.0806	-	-

Parameter	Unit	Assigned value ± U (k=2)	Result ± U	Criterion	Recovery [%]	z-Score
Alachlor-t-acid (Alachlor-OA)	µg/l	0.187 ± 0.00787	0.195 ± 0.029	0.0337	104	0.23
Alachlor-t-sulfonic acid (Alachlor-ESA)	µg/l	0.659 ± 0.0496	- ± -	0.119	-	-
AMPA	µg/l	0.872 ± 0.0427	0.929 ± 0.344	0.148	107	0.39
Bentazone	µg/l	0.131 ± 0.00602	0.116 ± 0.03	0.0197	88.3	-0.78
Dicamba	µg/l	0.559 ± 0.0476	0.602 ± 0.132	0.106	108	0.41
Dichlorprop	µg/l	0.179 ± 0.00935	0.161 ± 0.024	0.0214	90.1	-0.82
Glufosinate	µg/l	0.158 ± 0.0385	0.322 ± 0.052	0.0474	204	3.46
Glyphosate	µg/l	0.555 ± 0.0236	0.58 ± 0.099	0.122	105	0.20
MCPP (Mecoprop)	µg/l	0.251 ± 0.0127	0.219 ± 0.037	0.0327	87.2	-0.99
Metazachlor	µg/l	0.167 ± 0.0108	0.138 ± 0.032	0.0184	82.5	-1.59
Metazachlor ethane sulfonic acid (Metazachlor-ESA)	µg/l	0.243 ± 0.0146	0.242 ± 0.036	0.0535	99.5	-0.02
Metazachlor oxanilic acid (Metazachlor-OA)	µg/l	- ± -	<0.01 (LOQ) ± -	-	-	-
Metolachlor	µg/l	0.399 ± 0.0242	0.331 ± 0.056	0.0559	82.9	-1.22
s-Metolachlor ethanesulfonic acid (Metolachlor-ESA)	µg/l	0.249 ± 0.0267	0.21 ± 0.029	0.0524	84.2	-0.75
s-Metolachlor oxanilic acid (Metolachlor-OA)	µg/l	0.664 ± 0.0359	0.666 ± 0.173	0.0996	100	0.02



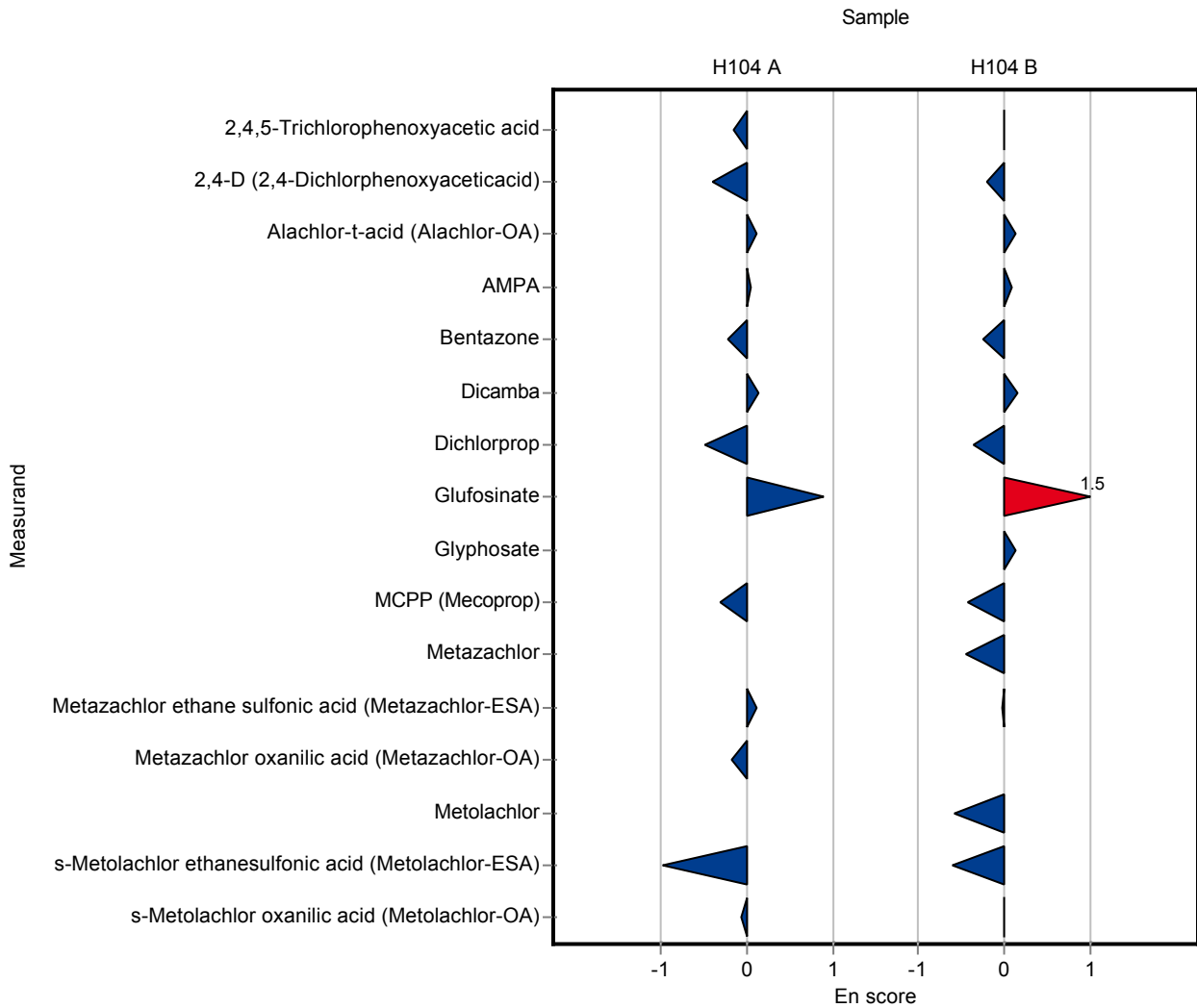
Sample: H104A

Parameter	Unit	Assigned value ± U (k=2)	Result ± U	Criterion	Recovery [%]	En-Score
2,4,5-Trichlorophenoxyacetic acid	µg/l	0.369 ± 0.0199	0.336 ± 0.108	0.0739	91	-0.15
2,4-D (2,4-Dichlorphenoxyaceticacid)	µg/l	0.126 ± 0.00887	0.108 ± 0.022	0.0201	85.8	-0.40
Alachlor	µg/l	0.227 ± 0.0159	- ± -	0.0272	-	-
Alachlor-t-acid (Alachlor-OA)	µg/l	0.842 ± 0.0513	0.872 ± 0.131	0.152	104	0.11
Alachlor-t-sulfonic acid (Alachlor-ESA)	µg/l	0.146 ± 0.0128	- ± -	0.0262	-	-
AMPA	µg/l	0.187 ± 0.00936	0.196 ± 0.073	0.0319	105	0.06
Bentazone	µg/l	0.119 ± 0.00731	0.107 ± 0.028	0.0179	89.6	-0.22
Dicamba	µg/l	0.193 ± 0.0198	0.206 ± 0.045	0.0367	107	0.14
Dichlorprop	µg/l	0.102 ± 0.00597	0.089 ± 0.013	0.0122	87.4	-0.48
Glufosinate	µg/l	0.339 ± 0.114	0.522 ± 0.084	0.102	154	0.90
Glyphosate	µg/l	- ± -	<0.005 (LOQ) ± -	-	-	-
MCPP (Mecoprop)	µg/l	0.237 ± 0.0112	0.214 ± 0.036	0.0308	90.2	-0.32
Metazachlor	µg/l	- ± -	<0.005 (LOQ) ± -	-	-	-
Metazachlor ethane sulfonic acid (Metazachlor-ESA)	µg/l	0.744 ± 0.0438	0.773 ± 0.116	0.164	104	0.12
Metazachlor oxanilic acid (Metazachlor-OA)	µg/l	0.263 ± 0.0104	0.248 ± 0.042	0.0553	94.2	-0.18
Metolachlor	µg/l	- ± -	<0.005 (LOQ) ± -	-	-	-
s-Metolachlor ethanesulfonic acid (Metolachlor-ESA)	µg/l	0.57 ± 0.0587	0.438 ± 0.061	0.12	76.8	-0.97
s-Metolachlor oxanilic acid (Metolachlor-OA)	µg/l	0.504 ± 0.0308	0.49 ± 0.127	0.0756	97.3	-0.05

Sample: H104B

Parameter	Unit	Assigned value ± U (k=2)	Result ± U	Criterion	Recovery [%]	En-Score
2,4,5-Trichlorophenoxyacetic acid	µg/l	0.203 ± 0.0109	0.202 ± 0.065	0.0405	99.7	0.00
2,4-D (2,4-Dichlorphenoxyaceticacid)	µg/l	0.504 ± 0.0251	0.465 ± 0.093	0.0806	92.3	-0.21
Alachlor	µg/l	0.671 ± 0.0501	- ± -	0.0806	-	-

Parameter	Unit	Assigned value ± U (k=2)	Result ± U	Criterion Recovery [%]	En-Score	
Alachlor-t-acid (Alachlor-OA)	µg/l	0.187 ± 0.00787	0.195 ± 0.029	0.0337	104	0.13
Alachlor-t-sulfonic acid (Alachlor-ESA)	µg/l	0.659 ± 0.0496	- ± -	0.119	-	-
AMPA	µg/l	0.872 ± 0.0427	0.929 ± 0.344	0.148	107	0.08
Bentazone	µg/l	0.131 ± 0.00602	0.116 ± 0.03	0.0197	88.3	-0.26
Dicamba	µg/l	0.559 ± 0.0476	0.602 ± 0.132	0.106	108	0.16
Dichlorprop	µg/l	0.179 ± 0.00935	0.161 ± 0.024	0.0214	90.1	-0.36
Glufosinate	µg/l	0.158 ± 0.0385	0.322 ± 0.052	0.0474	204	1.48
Glyphosate	µg/l	0.555 ± 0.0236	0.58 ± 0.099	0.122	105	0.13
MCP (Mecoprop)	µg/l	0.251 ± 0.0127	0.219 ± 0.037	0.0327	87.2	-0.43
Metazachlor	µg/l	0.167 ± 0.0108	0.138 ± 0.032	0.0184	82.5	-0.45
Metazachlor ethane sulfonic acid (Metazachlor-ESA)	µg/l	0.243 ± 0.0146	0.242 ± 0.036	0.0535	99.5	-0.02
Metazachlor oxanilic acid (Metazachlor-OA)	µg/l	- ± -	<0.01 (LOQ) ± -	-	-	-
Metolachlor	µg/l	0.399 ± 0.0242	0.331 ± 0.056	0.0559	82.9	-0.59
s-Metolachlor ethanesulfonic acid (Metolachlor-ESA)	µg/l	0.249 ± 0.0267	0.21 ± 0.029	0.0524	84.2	-0.62
s-Metolachlor oxanilic acid (Metolachlor-OA)	µg/l	0.664 ± 0.0359	0.666 ± 0.173	0.0996	100	0.01



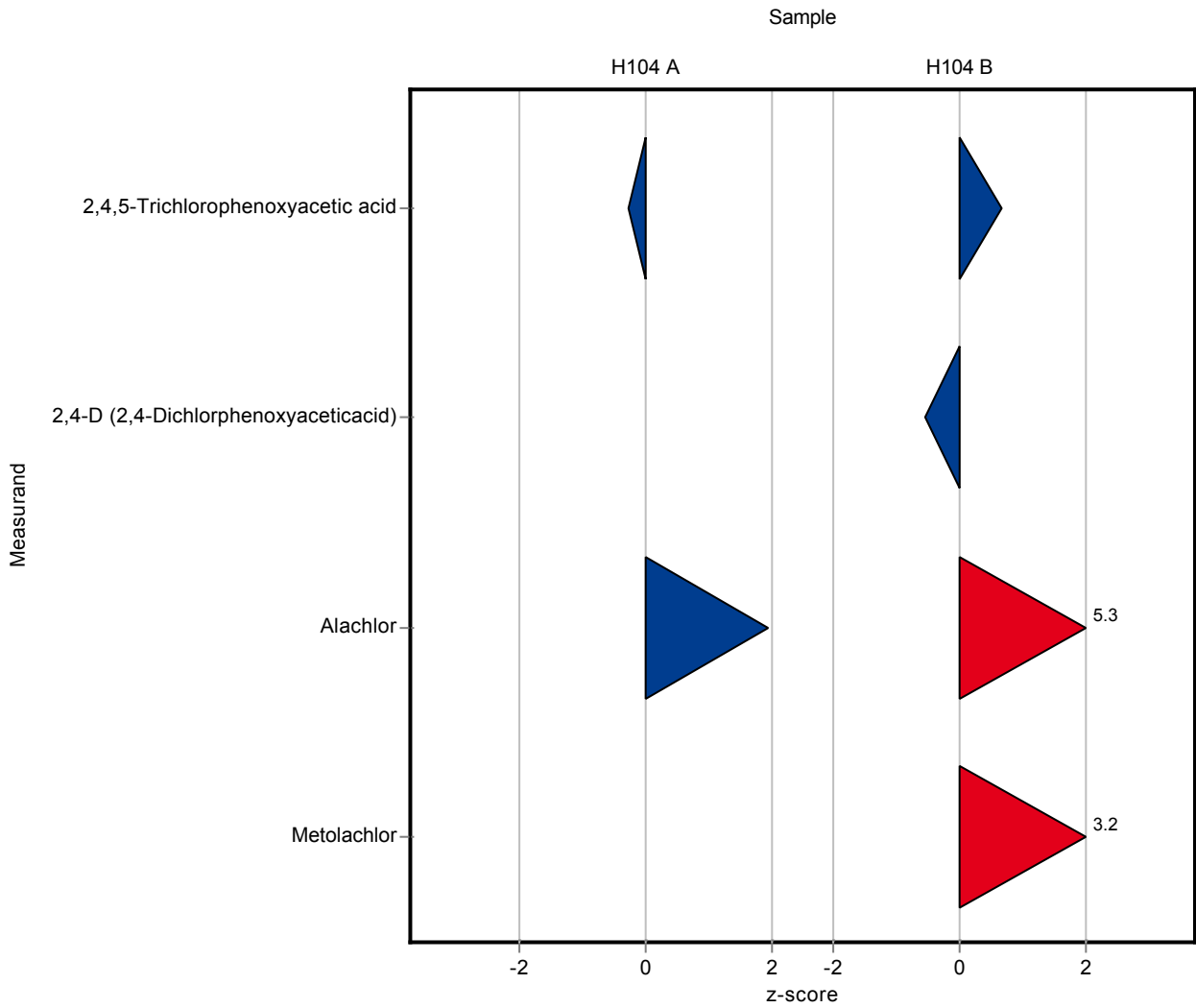
Sample: H104A

Parameter	Unit	Assigned value ± U (k=2)	Result ± U	Criterion	Recovery [%]	z-Score
2,4,5-Trichlorophenoxyacetic acid	µg/l	0.369 ± 0.0199	0.35 ± 0.11	0.0739	94.8	-0.26
2,4-D (2,4-Dichlorphenoxyaceticacid)	µg/l	0.126 ± 0.00887	<0.2 (LOQ) ± -	0.0201	-	-
Alachlor	µg/l	0.227 ± 0.0159	0.28 ± 0.08	0.0272	123	1.95
Alachlor-t-acid (Alachlor-OA)	µg/l	0.842 ± 0.0513	- ± -	0.152	-	-
Alachlor-t-sulfonic acid (Alachlor-ESA)	µg/l	0.146 ± 0.0128	- ± -	0.0262	-	-
AMPA	µg/l	0.187 ± 0.00936	- ± -	0.0319	-	-
Bentazone	µg/l	0.119 ± 0.00731	- ± -	0.0179	-	-
Dicamba	µg/l	0.193 ± 0.0198	- ± -	0.0367	-	-
Dichlorprop	µg/l	0.102 ± 0.00597	- ± -	0.0122	-	-
Glufosinate	µg/l	0.339 ± 0.114	- ± -	0.102	-	-
Glyphosate	µg/l	- ± -	- ± -	-	-	-
MCPP (Mecoprop)	µg/l	0.237 ± 0.0112	- ± -	0.0308	-	-
Metazachlor	µg/l	- ± -	- ± -	-	-	-
Metazachlor ethane sulfonic acid (Metazachlor-ESA)	µg/l	0.744 ± 0.0438	- ± -	0.164	-	-
Metazachlor oxanilic acid (Metazachlor-OA)	µg/l	0.263 ± 0.0104	- ± -	0.0553	-	-
Metolachlor	µg/l	- ± -	<0.05 (LOQ) ± -	-	-	-
s-Metolachlor ethanesulfonic acid (Metolachlor-ESA)	µg/l	0.57 ± 0.0587	- ± -	0.12	-	-
s-Metolachlor oxanilic acid (Metolachlor-OA)	µg/l	0.504 ± 0.0308	- ± -	0.0756	-	-

Sample: H104B

Parameter	Unit	Assigned value ± U (k=2)	Result ± U	Criterion	Recovery [%]	z-Score
2,4,5-Trichlorophenoxyacetic acid	µg/l	0.203 ± 0.0109	0.23 ± 0.07	0.0405	113	0.68
2,4-D (2,4-Dichlorphenoxyaceticacid)	µg/l	0.504 ± 0.0251	0.46 ± 0.14	0.0806	91.3	-0.55
Alachlor	µg/l	0.671 ± 0.0501	1.1 ± 0.3	0.0806	164	5.32

Parameter	Unit	Assigned value ± U (k=2)	Result ± U	Criterion Recovery [%]	z-Score
Alachlor-t-acid (Alachlor-OA)	µg/l	0.187 ± 0.00787	- ± -	0.0337	-
Alachlor-t-sulfonic acid (Alachlor-ESA)	µg/l	0.659 ± 0.0496	- ± -	0.119	-
AMPA	µg/l	0.872 ± 0.0427	- ± -	0.148	-
Bentazone	µg/l	0.131 ± 0.00602	- ± -	0.0197	-
Dicamba	µg/l	0.559 ± 0.0476	- ± -	0.106	-
Dichlorprop	µg/l	0.179 ± 0.00935	- ± -	0.0214	-
Glufosinate	µg/l	0.158 ± 0.0385	- ± -	0.0474	-
Glyphosate	µg/l	0.555 ± 0.0236	- ± -	0.122	-
MCPP (Mecoprop)	µg/l	0.251 ± 0.0127	- ± -	0.0327	-
Metazachlor	µg/l	0.167 ± 0.0108	- ± -	0.0184	-
Metazachlor ethane sulfonic acid (Metazachlor-ESA)	µg/l	0.243 ± 0.0146	- ± -	0.0535	-
Metazachlor oxanilic acid (Metazachlor-OA)	µg/l	- ± -	- ± -	-	-
Metolachlor	µg/l	0.399 ± 0.0242	0.58 ± 0.17	0.0559	145
s-Metolachlor ethanesulfonic acid (Metolachlor-ESA)	µg/l	0.249 ± 0.0267	- ± -	0.0524	-
s-Metolachlor oxanilic acid (Metolachlor-OA)	µg/l	0.664 ± 0.0359	- ± -	0.0996	-



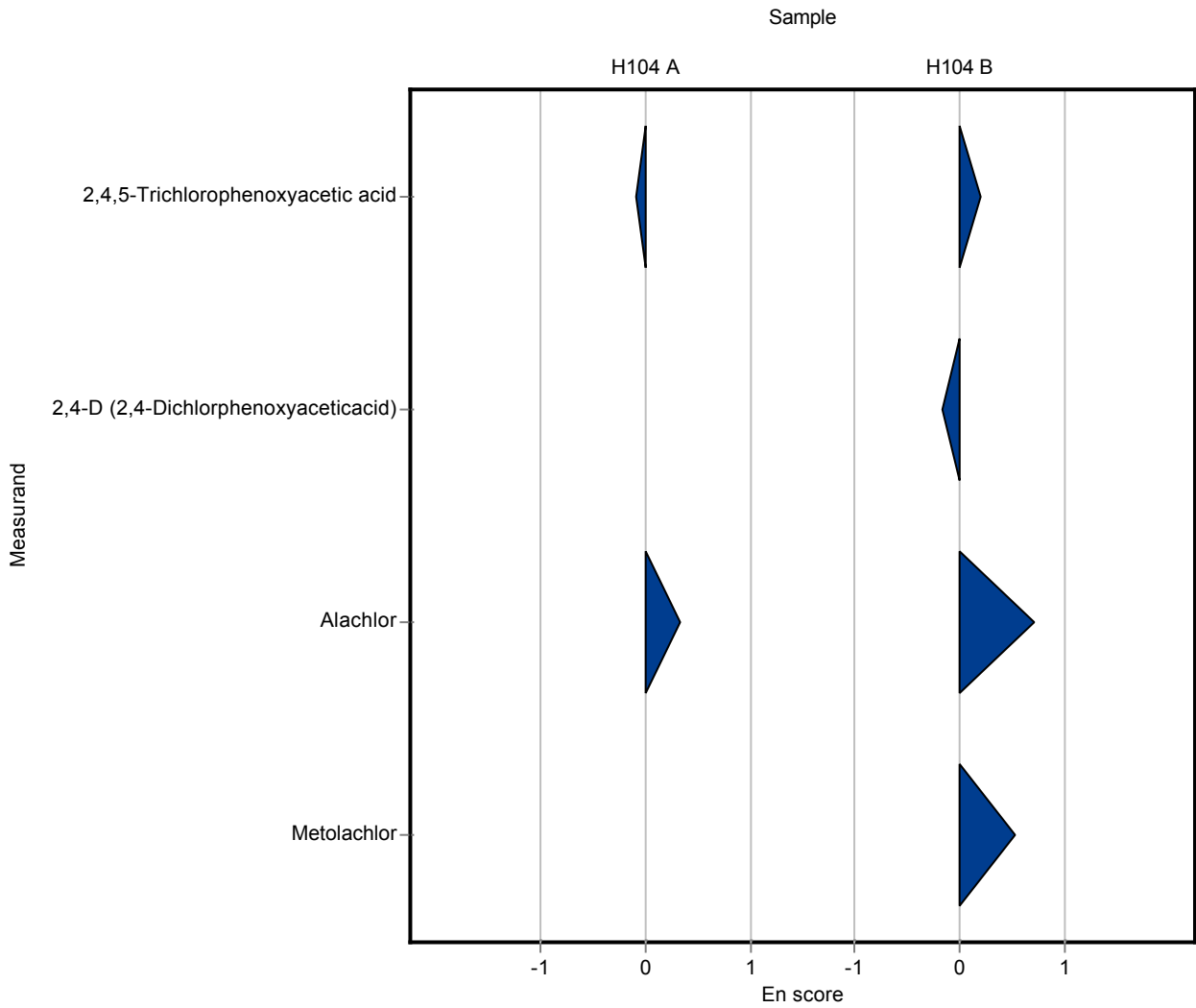
Sample: H104A

Parameter	Unit	Assigned value ± U (k=2)	Result ± U	Criterion	Recovery [%]	En-Score
2,4,5-Trichlorophenoxyacetic acid	µg/l	0.369 ± 0.0199	0.35 ± 0.11	0.0739	94.8	-0.09
2,4-D (2,4-Dichlorphenoxyaceticacid)	µg/l	0.126 ± 0.00887	<0.2 (LOQ) ± -	0.0201	-	-
Alachlor	µg/l	0.227 ± 0.0159	0.28 ± 0.08	0.0272	123	0.33
Alachlor-t-acid (Alachlor-OA)	µg/l	0.842 ± 0.0513	- ± -	0.152	-	-
Alachlor-t-sulfonic acid (Alachlor-ESA)	µg/l	0.146 ± 0.0128	- ± -	0.0262	-	-
AMPA	µg/l	0.187 ± 0.00936	- ± -	0.0319	-	-
Bentazone	µg/l	0.119 ± 0.00731	- ± -	0.0179	-	-
Dicamba	µg/l	0.193 ± 0.0198	- ± -	0.0367	-	-
Dichlorprop	µg/l	0.102 ± 0.00597	- ± -	0.0122	-	-
Glufosinate	µg/l	0.339 ± 0.114	- ± -	0.102	-	-
Glyphosate	µg/l	- ± -	- ± -	-	-	-
MCPP (Mecoprop)	µg/l	0.237 ± 0.0112	- ± -	0.0308	-	-
Metazachlor	µg/l	- ± -	- ± -	-	-	-
Metazachlor ethane sulfonic acid (Metazachlor-ESA)	µg/l	0.744 ± 0.0438	- ± -	0.164	-	-
Metazachlor oxanilic acid (Metazachlor-OA)	µg/l	0.263 ± 0.0104	- ± -	0.0553	-	-
Metolachlor	µg/l	- ± -	<0.05 (LOQ) ± -	-	-	-
s-Metolachlor ethanesulfonic acid (Metolachlor-ESA)	µg/l	0.57 ± 0.0587	- ± -	0.12	-	-
s-Metolachlor oxanilic acid (Metolachlor-OA)	µg/l	0.504 ± 0.0308	- ± -	0.0756	-	-

Sample: H104B

Parameter	Unit	Assigned value ± U (k=2)	Result ± U	Criterion	Recovery [%]	En-Score
2,4,5-Trichlorophenoxyacetic acid	µg/l	0.203 ± 0.0109	0.23 ± 0.07	0.0405	113	0.20
2,4-D (2,4-Dichlorphenoxyaceticacid)	µg/l	0.504 ± 0.0251	0.46 ± 0.14	0.0806	91.3	-0.16
Alachlor	µg/l	0.671 ± 0.0501	1.1 ± 0.3	0.0806	164	0.71

Parameter	Unit	Assigned value ± U (k=2)	Result ± U	Criterion Recovery [%]	En-Score
Alachlor-t-acid (Alachlor-OA)	µg/l	0.187 ± 0.00787	- ± -	0.0337	-
Alachlor-t-sulfonic acid (Alachlor-ESA)	µg/l	0.659 ± 0.0496	- ± -	0.119	-
AMPA	µg/l	0.872 ± 0.0427	- ± -	0.148	-
Bentazone	µg/l	0.131 ± 0.00602	- ± -	0.0197	-
Dicamba	µg/l	0.559 ± 0.0476	- ± -	0.106	-
Dichlorprop	µg/l	0.179 ± 0.00935	- ± -	0.0214	-
Glufosinate	µg/l	0.158 ± 0.0385	- ± -	0.0474	-
Glyphosate	µg/l	0.555 ± 0.0236	- ± -	0.122	-
MCPP (Mecoprop)	µg/l	0.251 ± 0.0127	- ± -	0.0327	-
Metazachlor	µg/l	0.167 ± 0.0108	- ± -	0.0184	-
Metazachlor ethane sulfonic acid (Metazachlor-ESA)	µg/l	0.243 ± 0.0146	- ± -	0.0535	-
Metazachlor oxanilic acid (Metazachlor-OA)	µg/l	- ± -	- ± -	-	-
Metolachlor	µg/l	0.399 ± 0.0242	0.58 ± 0.17	0.0559	145
s-Metolachlor ethanesulfonic acid (Metolachlor-ESA)	µg/l	0.249 ± 0.0267	- ± -	0.0524	-
s-Metolachlor oxanilic acid (Metolachlor-OA)	µg/l	0.664 ± 0.0359	- ± -	0.0996	-



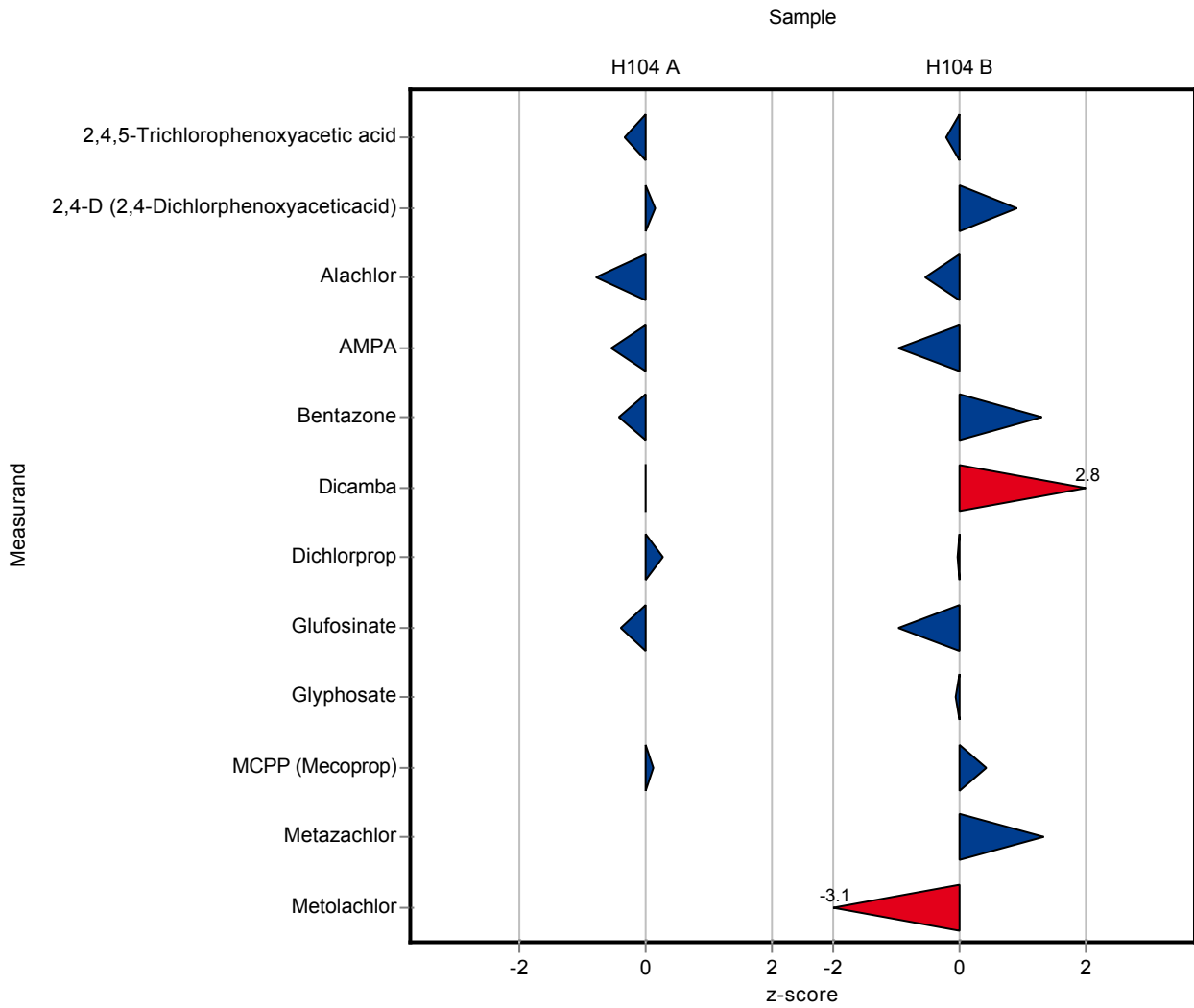
Sample: H104A

Parameter	Unit	Assigned value ± U (k=2)	Result ± U	Criterion	Recovery [%]	z-Score
2,4,5-Trichlorophenoxyacetic acid	µg/l	0.369 ± 0.0199	0.345 ± 0.152	0.0739	93.4	-0.33
2,4-D (2,4-Dichlorphenoxyaceticacid)	µg/l	0.126 ± 0.00887	0.129 ± 0.057	0.0201	102	0.15
Alachlor	µg/l	0.227 ± 0.0159	0.205 ± 0.09	0.0272	90.3	-0.81
Alachlor-t-acid (Alachlor-OA)	µg/l	0.842 ± 0.0513	- ± -	0.152	-	-
Alachlor-t-sulfonic acid (Alachlor-ESA)	µg/l	0.146 ± 0.0128	- ± -	0.0262	-	-
AMPA	µg/l	0.187 ± 0.00936	0.17 ± 0.075	0.0319	90.7	-0.55
Bentazone	µg/l	0.119 ± 0.00731	0.112 ± 0.049	0.0179	93.8	-0.41
Dicamba	µg/l	0.193 ± 0.0198	0.193 ± 0.084	0.0367	100	0.00
Dichlorprop	µg/l	0.102 ± 0.00597	0.105 ± 0.046	0.0122	103	0.26
Glufosinate	µg/l	0.339 ± 0.114	0.3 ± 0.132	0.102	88.5	-0.38
Glyphosate	µg/l	- ± -	<0.02 (LOQ) ± -	-	-	-
MCPP (Mecoprop)	µg/l	0.237 ± 0.0112	0.241 ± 0.106	0.0308	102	0.12
Metazachlor	µg/l	- ± -	<0.01 (LOQ) ± -	-	-	-
Metazachlor ethane sulfonic acid (Metazachlor-ESA)	µg/l	0.744 ± 0.0438	- ± -	0.164	-	-
Metazachlor oxanilic acid (Metazachlor-OA)	µg/l	0.263 ± 0.0104	- ± -	0.0553	-	-
Metolachlor	µg/l	- ± -	<0.01 (LOQ) ± -	-	-	-
s-Metolachlor ethanesulfonic acid (Metolachlor-ESA)	µg/l	0.57 ± 0.0587	- ± -	0.12	-	-
s-Metolachlor oxanilic acid (Metolachlor-OA)	µg/l	0.504 ± 0.0308	- ± -	0.0756	-	-

Sample: H104B

Parameter	Unit	Assigned value ± U (k=2)	Result ± U	Criterion	Recovery [%]	z-Score
2,4,5-Trichlorophenoxyacetic acid	µg/l	0.203 ± 0.0109	0.194 ± 0.085	0.0405	95.7	-0.21
2,4-D (2,4-Dichlorphenoxyaceticacid)	µg/l	0.504 ± 0.0251	0.578 ± 0.254	0.0806	115	0.92
Alachlor	µg/l	0.671 ± 0.0501	0.628 ± 0.276	0.0806	93.5	-0.54

Parameter	Unit	Assigned value ± U (k=2)	Result ± U	Criterion	Recovery [%]	z-Score
Alachlor-t-acid (Alachlor-OA)	µg/l	0.187 ± 0.00787	- ± -	0.0337	-	-
Alachlor-t-sulfonic acid (Alachlor-ESA)	µg/l	0.659 ± 0.0496	- ± -	0.119	-	-
AMPA	µg/l	0.872 ± 0.0427	0.726 ± 0.319	0.148	83.3	-0.98
Bentazone	µg/l	0.131 ± 0.00602	0.157 ± 0.069	0.0197	120	1.30
Dicamba	µg/l	0.559 ± 0.0476	0.86 ± 0.378	0.106	154	2.84
Dichlorprop	µg/l	0.179 ± 0.00935	0.178 ± 0.078	0.0214	99.6	-0.03
Glufosinate	µg/l	0.158 ± 0.0385	0.112 ± 0.049	0.0474	70.9	-0.97
Glyphosate	µg/l	0.555 ± 0.0236	0.548 ± 0.241	0.122	98.8	-0.06
MCPP (Mecoprop)	µg/l	0.251 ± 0.0127	0.265 ± 0.117	0.0327	105	0.42
Metazachlor	µg/l	0.167 ± 0.0108	0.192 ± 0.084	0.0184	115	1.34
Metazachlor ethane sulfonic acid (Metazachlor-ESA)	µg/l	0.243 ± 0.0146	- ± -	0.0535	-	-
Metazachlor oxanilic acid (Metazachlor-OA)	µg/l	- ± -	- ± -	-	-	-
Metolachlor	µg/l	0.399 ± 0.0242	0.226 ± 0.099	0.0559	56.6	-3.10
s-Metolachlor ethanesulfonic acid (Metolachlor-ESA)	µg/l	0.249 ± 0.0267	- ± -	0.0524	-	-
s-Metolachlor oxanilic acid (Metolachlor-OA)	µg/l	0.664 ± 0.0359	- ± -	0.0996	-	-



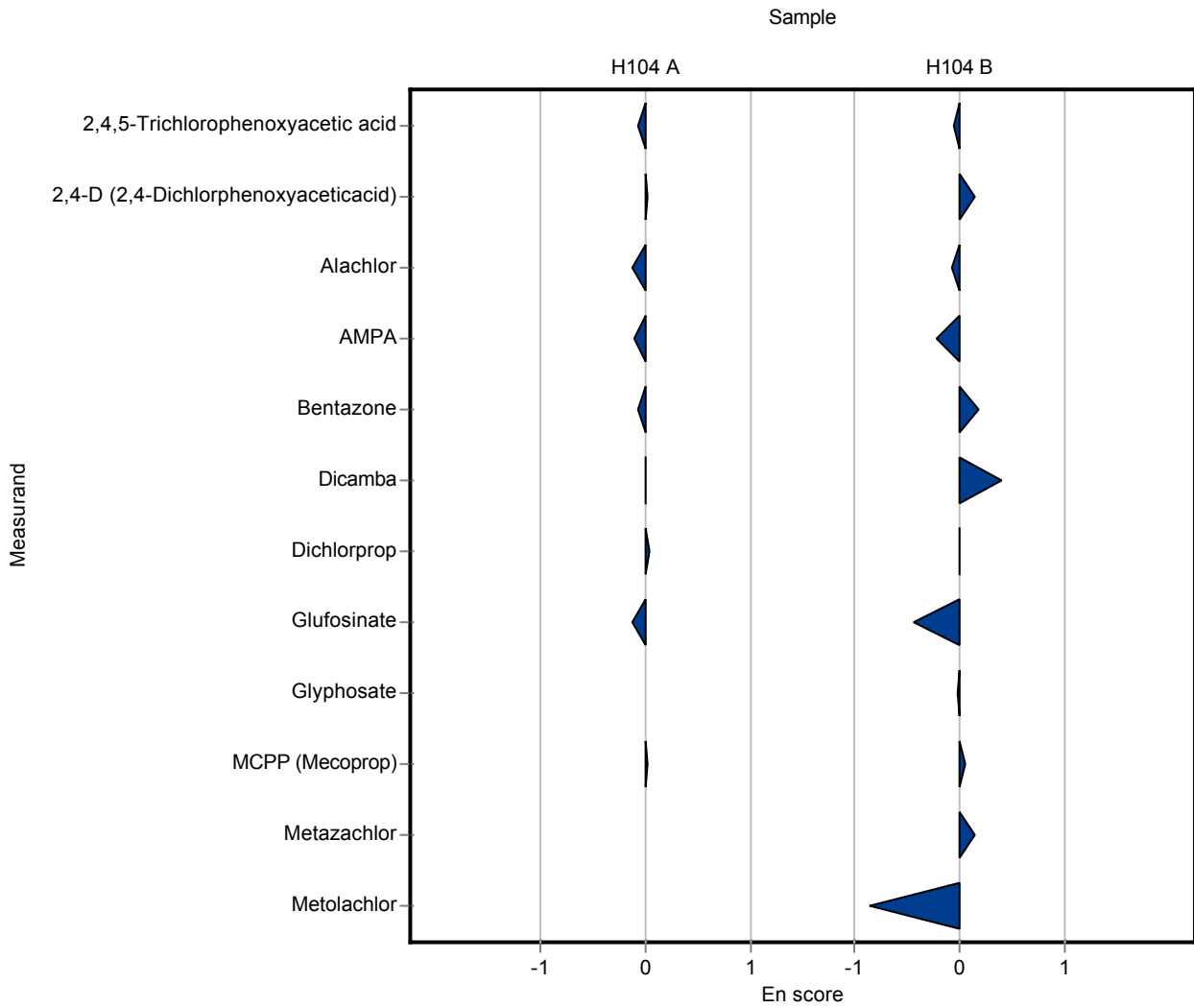
Sample: H104A

Parameter	Unit	Assigned value ± U (k=2)	Result ± U	Criterion	Recovery [%]	En-Score
2,4,5-Trichlorophenoxyacetic acid	µg/l	0.369 ± 0.0199	0.345 ± 0.152	0.0739	93.4	-0.08
2,4-D (2,4-Dichlorphenoxyaceticacid)	µg/l	0.126 ± 0.00887	0.129 ± 0.057	0.0201	102	0.03
Alachlor	µg/l	0.227 ± 0.0159	0.205 ± 0.09	0.0272	90.3	-0.12
Alachlor-t-acid (Alachlor-OA)	µg/l	0.842 ± 0.0513	- ± -	0.152	-	-
Alachlor-t-sulfonic acid (Alachlor-ESA)	µg/l	0.146 ± 0.0128	- ± -	0.0262	-	-
AMPA	µg/l	0.187 ± 0.00936	0.17 ± 0.075	0.0319	90.7	-0.12
Bentazone	µg/l	0.119 ± 0.00731	0.112 ± 0.049	0.0179	93.8	-0.08
Dicamba	µg/l	0.193 ± 0.0198	0.193 ± 0.084	0.0367	100	0.00
Dichlorprop	µg/l	0.102 ± 0.00597	0.105 ± 0.046	0.0122	103	0.03
Glufosinate	µg/l	0.339 ± 0.114	0.3 ± 0.132	0.102	88.5	-0.14
Glyphosate	µg/l	- ± -	<0.02 (LOQ) ± -	-	-	-
MCPP (Mecoprop)	µg/l	0.237 ± 0.0112	0.241 ± 0.106	0.0308	102	0.02
Metazachlor	µg/l	- ± -	<0.01 (LOQ) ± -	-	-	-
Metazachlor ethane sulfonic acid (Metazachlor-ESA)	µg/l	0.744 ± 0.0438	- ± -	0.164	-	-
Metazachlor oxanilic acid (Metazachlor-OA)	µg/l	0.263 ± 0.0104	- ± -	0.0553	-	-
Metolachlor	µg/l	- ± -	<0.01 (LOQ) ± -	-	-	-
s-Metolachlor ethanesulfonic acid (Metolachlor-ESA)	µg/l	0.57 ± 0.0587	- ± -	0.12	-	-
s-Metolachlor oxanilic acid (Metolachlor-OA)	µg/l	0.504 ± 0.0308	- ± -	0.0756	-	-

Sample: H104B

Parameter	Unit	Assigned value ± U (k=2)	Result ± U	Criterion	Recovery [%]	En-Score
2,4,5-Trichlorophenoxyacetic acid	µg/l	0.203 ± 0.0109	0.194 ± 0.085	0.0405	95.7	-0.05
2,4-D (2,4-Dichlorphenoxyaceticacid)	µg/l	0.504 ± 0.0251	0.578 ± 0.254	0.0806	115	0.14
Alachlor	µg/l	0.671 ± 0.0501	0.628 ± 0.276	0.0806	93.5	-0.08

Parameter	Unit	Assigned value ± U (k=2)	Result ± U	Criterion	Recovery [%]	En-Score
Alachlor-t-acid (Alachlor-OA)	µg/l	0.187 ± 0.00787	- ± -	0.0337	-	-
Alachlor-t-sulfonic acid (Alachlor-ESA)	µg/l	0.659 ± 0.0496	- ± -	0.119	-	-
AMPA	µg/l	0.872 ± 0.0427	0.726 ± 0.319	0.148	83.3	-0.23
Bentazone	µg/l	0.131 ± 0.00602	0.157 ± 0.069	0.0197	120	0.19
Dicamba	µg/l	0.559 ± 0.0476	0.86 ± 0.378	0.106	154	0.40
Dichlorprop	µg/l	0.179 ± 0.00935	0.178 ± 0.078	0.0214	99.6	0.00
Glufosinate	µg/l	0.158 ± 0.0385	0.112 ± 0.049	0.0474	70.9	-0.44
Glyphosate	µg/l	0.555 ± 0.0236	0.548 ± 0.241	0.122	98.8	-0.01
MCCP (Mecoprop)	µg/l	0.251 ± 0.0127	0.265 ± 0.117	0.0327	105	0.06
Metazachlor	µg/l	0.167 ± 0.0108	0.192 ± 0.084	0.0184	115	0.15
Metazachlor ethane sulfonic acid (Metazachlor-ESA)	µg/l	0.243 ± 0.0146	- ± -	0.0535	-	-
Metazachlor oxanilic acid (Metazachlor-OA)	µg/l	- ± -	- ± -	-	-	-
Metolachlor	µg/l	0.399 ± 0.0242	0.226 ± 0.099	0.0559	56.6	-0.87
s-Metolachlor ethanesulfonic acid (Metolachlor-ESA)	µg/l	0.249 ± 0.0267	- ± -	0.0524	-	-
s-Metolachlor oxanilic acid (Metolachlor-OA)	µg/l	0.664 ± 0.0359	- ± -	0.0996	-	-



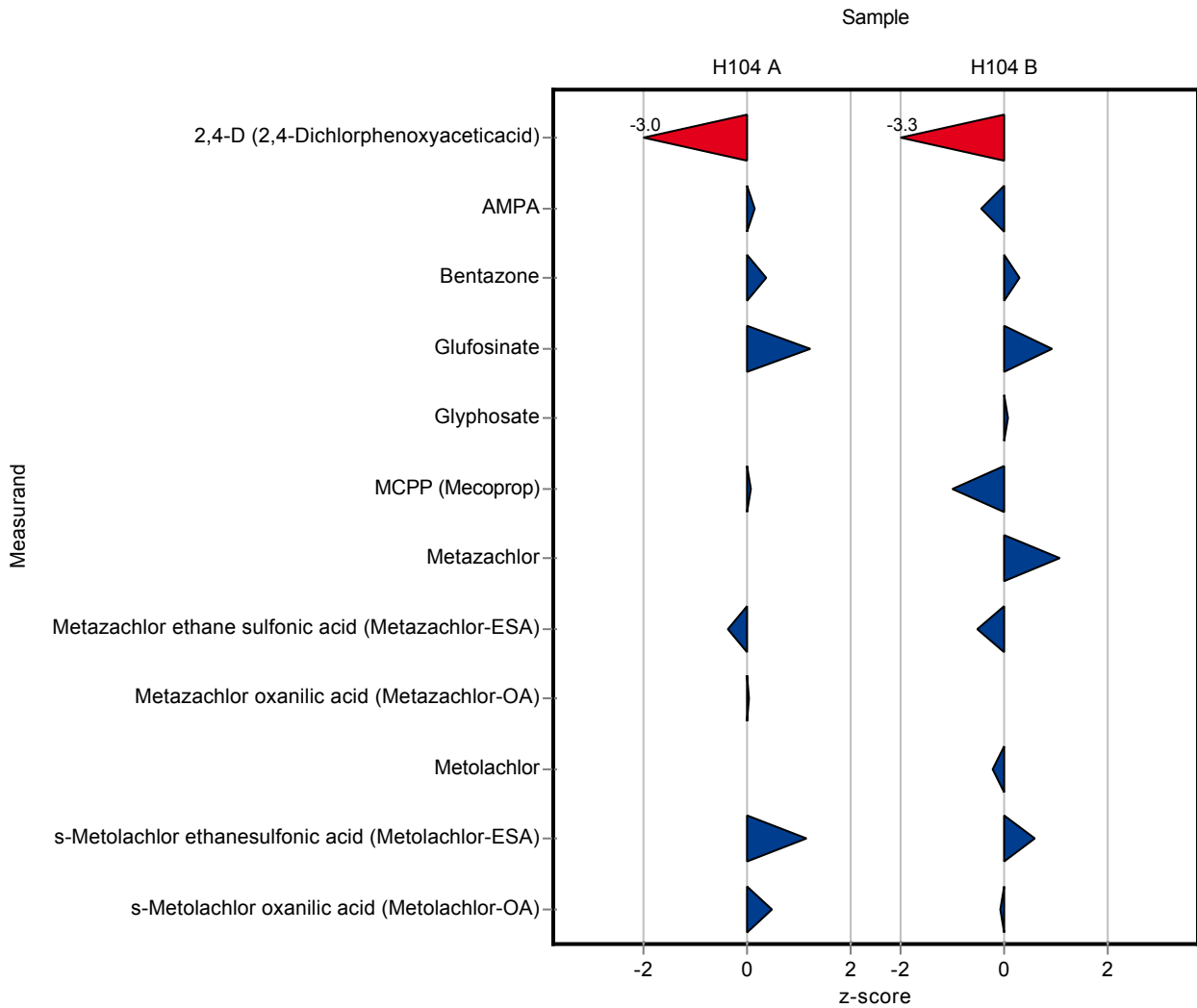
Sample: H104A

Parameter	Unit	Assigned value ± U (k=2)	Result ± U	Criterion	Recovery [%]	z-Score
2,4,5-Trichlorophenoxyacetic acid	µg/l	0.369 ± 0.0199	- ± -	0.0739	-	-
2,4-D (2,4-Dichlorphenoxyaceticacid)	µg/l	0.126 ± 0.00887	0.066 ± 0.001	0.0201	52.4	-2.97
Alachlor	µg/l	0.227 ± 0.0159	- ± -	0.0272	-	-
Alachlor-t-acid (Alachlor-OA)	µg/l	0.842 ± 0.0513	- ± -	0.152	-	-
Alachlor-t-sulfonic acid (Alachlor-ESA)	µg/l	0.146 ± 0.0128	- ± -	0.0262	-	-
AMPA	µg/l	0.187 ± 0.00936	0.192 ± 0.017	0.0319	102	0.14
Bentazone	µg/l	0.119 ± 0.00731	0.126 ± 0.005	0.0179	106	0.37
Dicamba	µg/l	0.193 ± 0.0198	- ± -	0.0367	-	-
Dichlorprop	µg/l	0.102 ± 0.00597	- ± -	0.0122	-	-
Glufosinate	µg/l	0.339 ± 0.114	0.464 ± 0.017	0.102	137	1.23
Glyphosate	µg/l	- ± -	- ± -	-	-	-
MCPP (Mecoprop)	µg/l	0.237 ± 0.0112	0.24 ± 0.003	0.0308	101	0.09
Metazachlor	µg/l	- ± -	- ± -	-	-	-
Metazachlor ethane sulfonic acid (Metazachlor-ESA)	µg/l	0.744 ± 0.0438	0.686 ± 0.005	0.164	92.2	-0.36
Metazachlor oxanilic acid (Metazachlor-OA)	µg/l	0.263 ± 0.0104	0.266 ± 0.003	0.0553	101	0.05
Metolachlor	µg/l	- ± -	- ± -	-	-	-
s-Metolachlor ethanesulfonic acid (Metolachlor-ESA)	µg/l	0.57 ± 0.0587	0.707 ± 0.02	0.12	124	1.14
s-Metolachlor oxanilic acid (Metolachlor-OA)	µg/l	0.504 ± 0.0308	0.54 ± 0.012	0.0756	107	0.48

Sample: H104B

Parameter	Unit	Assigned value ± U (k=2)	Result ± U	Criterion	Recovery [%]	z-Score
2,4,5-Trichlorophenoxyacetic acid	µg/l	0.203 ± 0.0109	- ± -	0.0405	-	-
2,4-D (2,4-Dichlorphenoxyaceticacid)	µg/l	0.504 ± 0.0251	0.238 ± 0.011	0.0806	47.2	-3.30
Alachlor	µg/l	0.671 ± 0.0501	- ± -	0.0806	-	-

Parameter	Unit	Assigned value ± U (k=2)	Result ± U	Criterion	Recovery [%]	z-Score
Alachlor-t-acid (Alachlor-OA)	µg/l	0.187 ± 0.00787	- ± -	0.0337	-	-
Alachlor-t-sulfonic acid (Alachlor-ESA)	µg/l	0.659 ± 0.0496	- ± -	0.119	-	-
AMPA	µg/l	0.872 ± 0.0427	0.805 ± 0.075	0.148	92.3	-0.45
Bentazone	µg/l	0.131 ± 0.00602	0.137 ± 0.003	0.0197	104	0.29
Dicamba	µg/l	0.559 ± 0.0476	- ± -	0.106	-	-
Dichlorprop	µg/l	0.179 ± 0.00935	- ± -	0.0214	-	-
Glufosinate	µg/l	0.158 ± 0.0385	0.201 ± 0.013	0.0474	127	0.91
Glyphosate	µg/l	0.555 ± 0.0236	0.561 ± 0.042	0.122	101	0.05
MCPP (Mecoprop)	µg/l	0.251 ± 0.0127	0.218 ± 0.007	0.0327	86.8	-1.02
Metazachlor	µg/l	0.167 ± 0.0108	0.187 ± 0.033	0.0184	112	1.07
Metazachlor ethane sulfonic acid (Metazachlor-ESA)	µg/l	0.243 ± 0.0146	0.214 ± 0.013	0.0535	88	-0.55
Metazachlor oxanilic acid (Metazachlor-OA)	µg/l	- ± -	- ± -	-	-	-
Metolachlor	µg/l	0.399 ± 0.0242	0.386 ± 0.014	0.0559	96.7	-0.23
s-Metolachlor ethanesulfonic acid (Metolachlor-ESA)	µg/l	0.249 ± 0.0267	0.28 ± 0.022	0.0524	112	0.58
s-Metolachlor oxanilic acid (Metolachlor-OA)	µg/l	0.664 ± 0.0359	0.654 ± 0.02	0.0996	98.5	-0.10



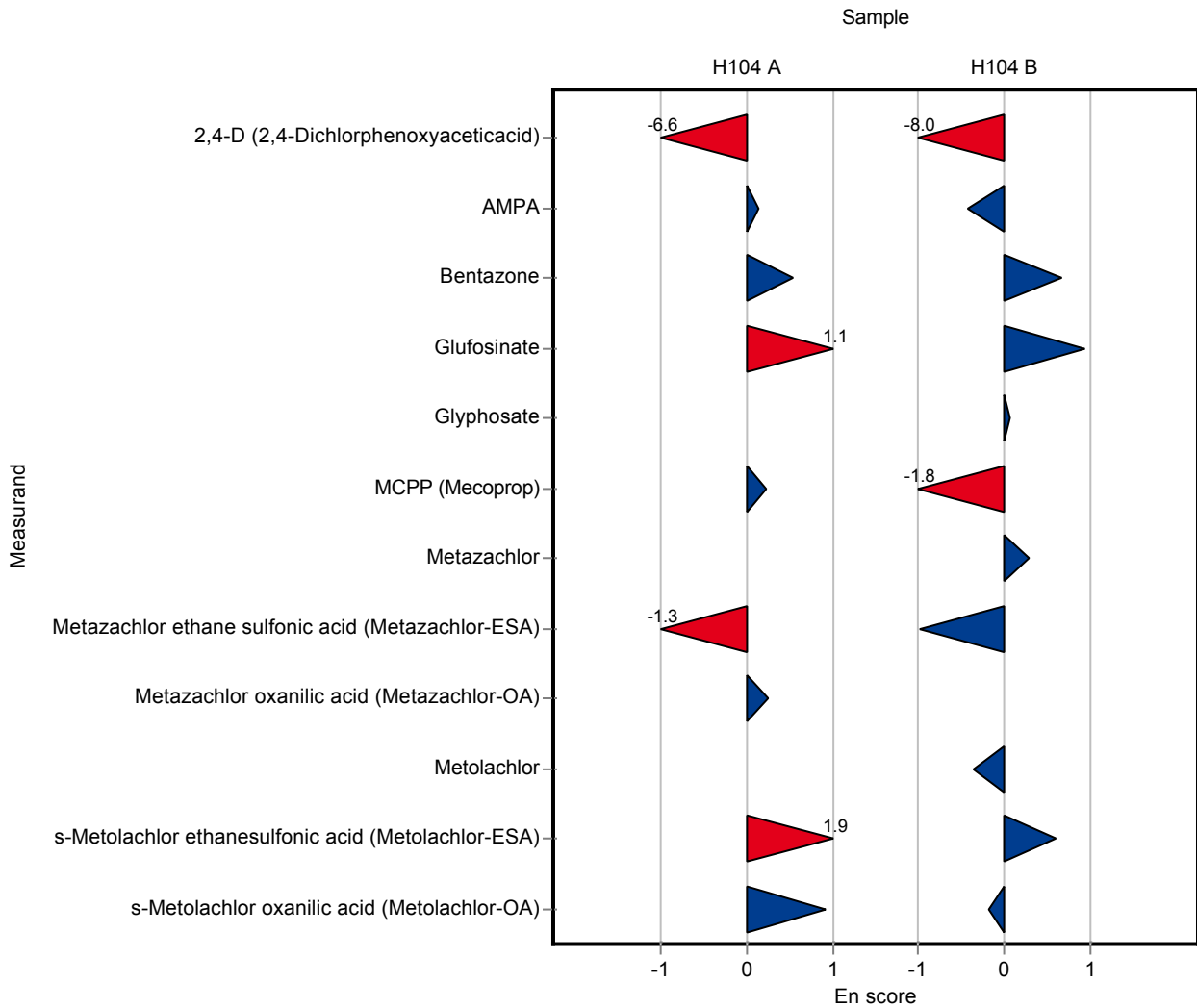
Sample: H104A

Parameter	Unit	Assigned value ± U (k=2)	Result ± U	Criterion	Recovery [%]	En-Score
2,4,5-Trichlorophenoxyacetic acid	µg/l	0.369 ± 0.0199	- ± -	0.0739	-	-
2,4-D (2,4-Dichlorphenoxyaceticacid)	µg/l	0.126 ± 0.00887	0.066 ± 0.001	0.0201	52.4	-6.59
Alachlor	µg/l	0.227 ± 0.0159	- ± -	0.0272	-	-
Alachlor-t-acid (Alachlor-OA)	µg/l	0.842 ± 0.0513	- ± -	0.152	-	-
Alachlor-t-sulfonic acid (Alachlor-ESA)	µg/l	0.146 ± 0.0128	- ± -	0.0262	-	-
AMPA	µg/l	0.187 ± 0.00936	0.192 ± 0.017	0.0319	102	0.13
Bentazone	µg/l	0.119 ± 0.00731	0.126 ± 0.005	0.0179	106	0.53
Dicamba	µg/l	0.193 ± 0.0198	- ± -	0.0367	-	-
Dichlorprop	µg/l	0.102 ± 0.00597	- ± -	0.0122	-	-
Glufosinate	µg/l	0.339 ± 0.114	0.464 ± 0.017	0.102	137	1.05
Glyphosate	µg/l	- ± -	- ± -	-	-	-
MCPP (Mecoprop)	µg/l	0.237 ± 0.0112	0.24 ± 0.003	0.0308	101	0.22
Metazachlor	µg/l	- ± -	- ± -	-	-	-
Metazachlor ethane sulfonic acid (Metazachlor-ESA)	µg/l	0.744 ± 0.0438	0.686 ± 0.005	0.164	92.2	-1.30
Metazachlor oxanilic acid (Metazachlor-OA)	µg/l	0.263 ± 0.0104	0.266 ± 0.003	0.0553	101	0.24
Metolachlor	µg/l	- ± -	- ± -	-	-	-
s-Metolachlor ethanesulfonic acid (Metolachlor-ESA)	µg/l	0.57 ± 0.0587	0.707 ± 0.02	0.12	124	1.93
s-Metolachlor oxanilic acid (Metolachlor-OA)	µg/l	0.504 ± 0.0308	0.54 ± 0.012	0.0756	107	0.93

Sample: H104B

Parameter	Unit	Assigned value ± U (k=2)	Result ± U	Criterion	Recovery [%]	En-Score
2,4,5-Trichlorophenoxyacetic acid	µg/l	0.203 ± 0.0109	- ± -	0.0405	-	-
2,4-D (2,4-Dichlorphenoxyaceticacid)	µg/l	0.504 ± 0.0251	0.238 ± 0.011	0.0806	47.2	-7.97
Alachlor	µg/l	0.671 ± 0.0501	- ± -	0.0806	-	-

Parameter	Unit	Assigned value ± U (k=2)	Result ± U	Criterion	Recovery [%]	En-Score
Alachlor-t-acid (Alachlor-OA)	µg/l	0.187 ± 0.00787	- ± -	0.0337	-	-
Alachlor-t-sulfonic acid (Alachlor-ESA)	µg/l	0.659 ± 0.0496	- ± -	0.119	-	-
AMPA	µg/l	0.872 ± 0.0427	0.805 ± 0.075	0.148	92.3	-0.43
Bentazone	µg/l	0.131 ± 0.00602	0.137 ± 0.003	0.0197	104	0.66
Dicamba	µg/l	0.559 ± 0.0476	- ± -	0.106	-	-
Dichlorprop	µg/l	0.179 ± 0.00935	- ± -	0.0214	-	-
Glufosinate	µg/l	0.158 ± 0.0385	0.201 ± 0.013	0.0474	127	0.92
Glyphosate	µg/l	0.555 ± 0.0236	0.561 ± 0.042	0.122	101	0.07
MCPP (Mecoprop)	µg/l	0.251 ± 0.0127	0.218 ± 0.007	0.0327	86.8	-1.76
Metazachlor	µg/l	0.167 ± 0.0108	0.187 ± 0.033	0.0184	112	0.29
Metazachlor ethane sulfonic acid (Metazachlor-ESA)	µg/l	0.243 ± 0.0146	0.214 ± 0.013	0.0535	88	-0.98
Metazachlor oxanilic acid (Metazachlor-OA)	µg/l	- ± -	- ± -	-	-	-
Metolachlor	µg/l	0.399 ± 0.0242	0.386 ± 0.014	0.0559	96.7	-0.35
s-Metolachlor ethanesulfonic acid (Metolachlor-ESA)	µg/l	0.249 ± 0.0267	0.28 ± 0.022	0.0524	112	0.59
s-Metolachlor oxanilic acid (Metolachlor-OA)	µg/l	0.664 ± 0.0359	0.654 ± 0.02	0.0996	98.5	-0.18



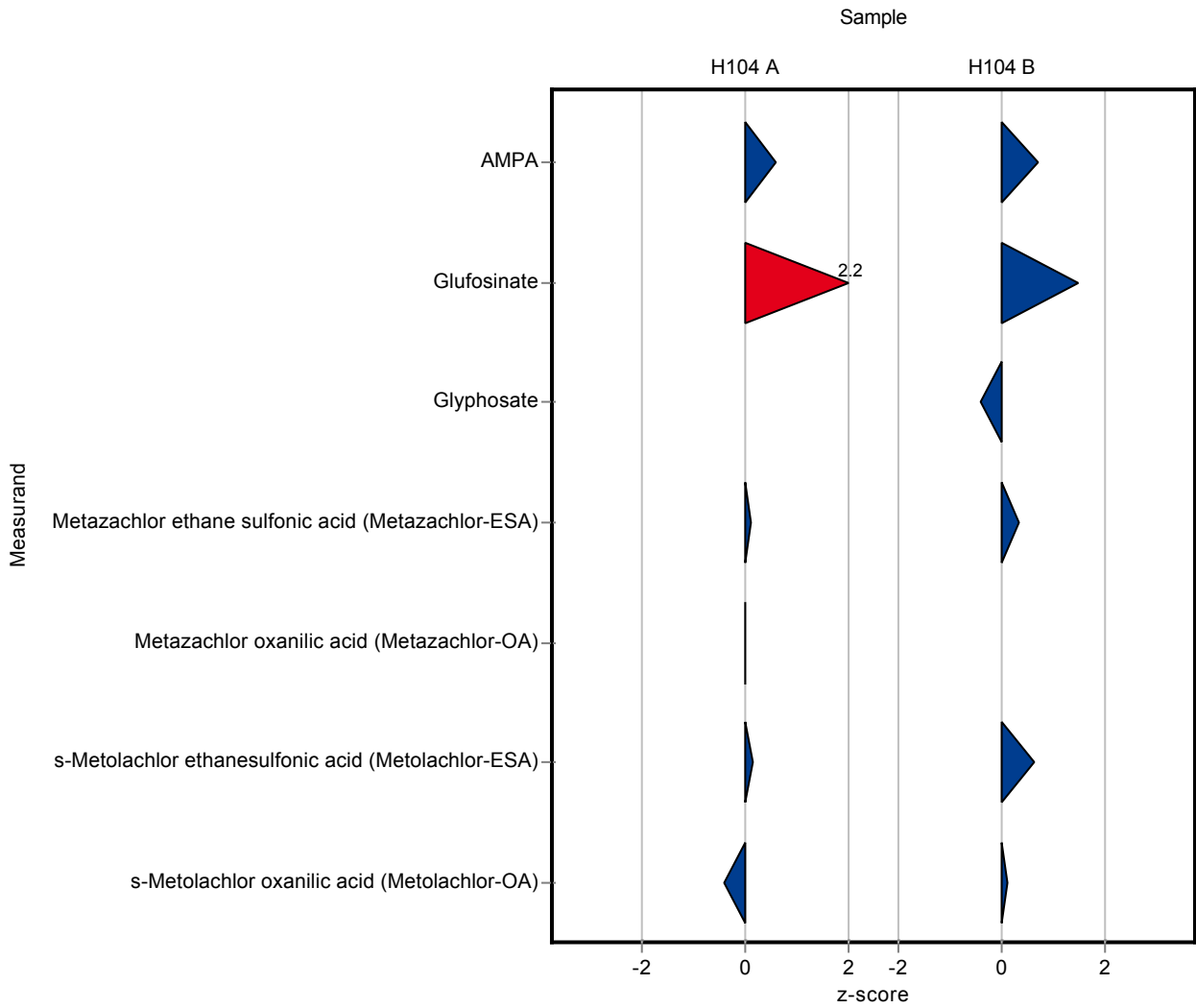
Sample: H104A

Parameter	Unit	Assigned value ± U (k=2)	Result ± U	Criterion	Recovery [%]	z-Score
2,4,5-Trichlorophenoxyacetic acid	µg/l	0.369 ± 0.0199	- ± -	0.0739	-	-
2,4-D (2,4-Dichlorphenoxyaceticacid)	µg/l	0.126 ± 0.00887	- ± -	0.0201	-	-
Alachlor	µg/l	0.227 ± 0.0159	- ± -	0.0272	-	-
Alachlor-t-acid (Alachlor-OA)	µg/l	0.842 ± 0.0513	- ± -	0.152	-	-
Alachlor-t-sulfonic acid (Alachlor-ESA)	µg/l	0.146 ± 0.0128	- ± -	0.0262	-	-
AMPA	µg/l	0.187 ± 0.00936	0.207 ± 0.095	0.0319	110	0.61
Bentazone	µg/l	0.119 ± 0.00731	- ± -	0.0179	-	-
Dicamba	µg/l	0.193 ± 0.0198	- ± -	0.0367	-	-
Dichlorprop	µg/l	0.102 ± 0.00597	- ± -	0.0122	-	-
Glufosinate	µg/l	0.339 ± 0.114	0.565 ± 0.243	0.102	167	2.22
Glyphosate	µg/l	- ± -	<0.03 (LOQ) ± -	-	-	-
MCPP (Mecoprop)	µg/l	0.237 ± 0.0112	- ± -	0.0308	-	-
Metazachlor	µg/l	- ± -	- ± -	-	-	-
Metazachlor ethane sulfonic acid (Metazachlor-ESA)	µg/l	0.744 ± 0.0438	0.765 ± 0.176	0.164	103	0.13
Metazachlor oxanilic acid (Metazachlor-OA)	µg/l	0.263 ± 0.0104	0.264 ± 0.037	0.0553	100	0.02
Metolachlor	µg/l	- ± -	- ± -	-	-	-
s-Metolachlor ethanesulfonic acid (Metolachlor-ESA)	µg/l	0.57 ± 0.0587	0.59 ± 0.089	0.12	103	0.17
s-Metolachlor oxanilic acid (Metolachlor-OA)	µg/l	0.504 ± 0.0308	0.473 ± 0.052	0.0756	93.9	-0.41

Sample: H104B

Parameter	Unit	Assigned value ± U (k=2)	Result ± U	Criterion	Recovery [%]	z-Score
2,4,5-Trichlorophenoxyacetic acid	µg/l	0.203 ± 0.0109	- ± -	0.0405	-	-
2,4-D (2,4-Dichlorphenoxyaceticacid)	µg/l	0.504 ± 0.0251	- ± -	0.0806	-	-
Alachlor	µg/l	0.671 ± 0.0501	- ± -	0.0806	-	-

Parameter	Unit	Assigned value ± U (k=2)	Result ± U	Criterion	Recovery [%]	z-Score
Alachlor-t-acid (Alachlor-OA)	µg/l	0.187 ± 0.00787	- ± -	0.0337	-	-
Alachlor-t-sulfonic acid (Alachlor-ESA)	µg/l	0.659 ± 0.0496	- ± -	0.119	-	-
AMPA	µg/l	0.872 ± 0.0427	0.974 ± 0.536	0.148	112	0.69
Bentazone	µg/l	0.131 ± 0.00602	- ± -	0.0197	-	-
Dicamba	µg/l	0.559 ± 0.0476	- ± -	0.106	-	-
Dichlorprop	µg/l	0.179 ± 0.00935	- ± -	0.0214	-	-
Glufosinate	µg/l	0.158 ± 0.0385	0.228 ± 0.066	0.0474	144	1.47
Glyphosate	µg/l	0.555 ± 0.0236	0.502 ± 0.206	0.122	90.5	-0.43
MCPP (Mecoprop)	µg/l	0.251 ± 0.0127	- ± -	0.0327	-	-
Metazachlor	µg/l	0.167 ± 0.0108	- ± -	0.0184	-	-
Metazachlor ethane sulfonic acid (Metazachlor-ESA)	µg/l	0.243 ± 0.0146	0.261 ± 0.06	0.0535	107	0.33
Metazachlor oxanilic acid (Metazachlor-OA)	µg/l	- ± -	<0.03 (LOQ) ± -	-	-	-
Metolachlor	µg/l	0.399 ± 0.0242	- ± -	0.0559	-	-
s-Metolachlor ethanesulfonic acid (Metolachlor-ESA)	µg/l	0.249 ± 0.0267	0.283 ± 0.042	0.0524	113	0.64
s-Metolachlor oxanilic acid (Metolachlor-OA)	µg/l	0.664 ± 0.0359	0.676 ± 0.074	0.0996	102	0.12



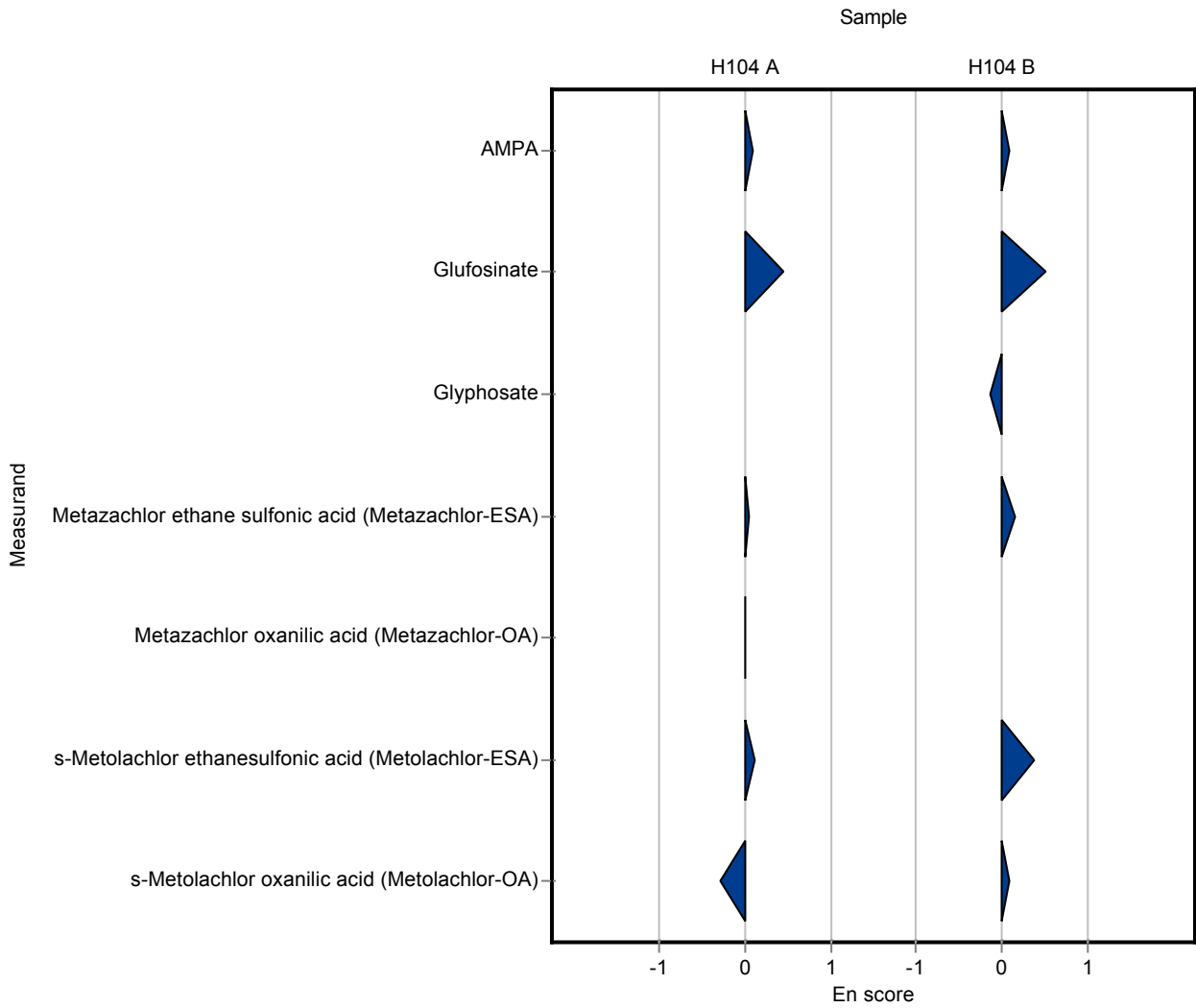
Sample: H104A

Parameter	Unit	Assigned value ± U (k=2)	Result ± U	Criterion	Recovery [%]	En-Score
2,4,5-Trichlorophenoxyacetic acid	µg/l	0.369 ± 0.0199	- ± -	0.0739	-	-
2,4-D (2,4-Dichlorphenoxyaceticacid)	µg/l	0.126 ± 0.00887	- ± -	0.0201	-	-
Alachlor	µg/l	0.227 ± 0.0159	- ± -	0.0272	-	-
Alachlor-t-acid (Alachlor-OA)	µg/l	0.842 ± 0.0513	- ± -	0.152	-	-
Alachlor-t-sulfonic acid (Alachlor-ESA)	µg/l	0.146 ± 0.0128	- ± -	0.0262	-	-
AMPA	µg/l	0.187 ± 0.00936	0.207 ± 0.095	0.0319	110	0.10
Bentazone	µg/l	0.119 ± 0.00731	- ± -	0.0179	-	-
Dicamba	µg/l	0.193 ± 0.0198	- ± -	0.0367	-	-
Dichlorprop	µg/l	0.102 ± 0.00597	- ± -	0.0122	-	-
Glufosinate	µg/l	0.339 ± 0.114	0.565 ± 0.243	0.102	167	0.45
Glyphosate	µg/l	- ± -	<0.03 (LOQ) ± -	-	-	-
MCPP (Mecoprop)	µg/l	0.237 ± 0.0112	- ± -	0.0308	-	-
Metazachlor	µg/l	- ± -	- ± -	-	-	-
Metazachlor ethane sulfonic acid (Metazachlor-ESA)	µg/l	0.744 ± 0.0438	0.765 ± 0.176	0.164	103	0.06
Metazachlor oxanilic acid (Metazachlor-OA)	µg/l	0.263 ± 0.0104	0.264 ± 0.037	0.0553	100	0.01
Metolachlor	µg/l	- ± -	- ± -	-	-	-
s-Metolachlor ethanesulfonic acid (Metolachlor-ESA)	µg/l	0.57 ± 0.0587	0.59 ± 0.089	0.12	103	0.11
s-Metolachlor oxanilic acid (Metolachlor-OA)	µg/l	0.504 ± 0.0308	0.473 ± 0.052	0.0756	93.9	-0.28

Sample: H104B

Parameter	Unit	Assigned value ± U (k=2)	Result ± U	Criterion	Recovery [%]	En-Score
2,4,5-Trichlorophenoxyacetic acid	µg/l	0.203 ± 0.0109	- ± -	0.0405	-	-
2,4-D (2,4-Dichlorphenoxyaceticacid)	µg/l	0.504 ± 0.0251	- ± -	0.0806	-	-
Alachlor	µg/l	0.671 ± 0.0501	- ± -	0.0806	-	-

Parameter	Unit	Assigned value ± U (k=2)	Result ± U	Criterion Recovery [%]	En-Score
Alachlor-t-acid (Alachlor-OA)	µg/l	0.187 ± 0.00787	- ± -	0.0337	-
Alachlor-t-sulfonic acid (Alachlor-ESA)	µg/l	0.659 ± 0.0496	- ± -	0.119	-
AMPA	µg/l	0.872 ± 0.0427	0.974 ± 0.536	0.148	112
Bentazone	µg/l	0.131 ± 0.00602	- ± -	0.0197	-
Dicamba	µg/l	0.559 ± 0.0476	- ± -	0.106	-
Dichlorprop	µg/l	0.179 ± 0.00935	- ± -	0.0214	-
Glufosinate	µg/l	0.158 ± 0.0385	0.228 ± 0.066	0.0474	144
Glyphosate	µg/l	0.555 ± 0.0236	0.502 ± 0.206	0.122	90.5
MCP (Mecoprop)	µg/l	0.251 ± 0.0127	- ± -	0.0327	-
Metazachlor	µg/l	0.167 ± 0.0108	- ± -	0.0184	-
Metazachlor ethane sulfonic acid (Metazachlor-ESA)	µg/l	0.243 ± 0.0146	0.261 ± 0.06	0.0535	107
Metazachlor oxanilic acid (Metazachlor-OA)	µg/l	- ± -	<0.03 (LOQ) ± -	-	-
Metolachlor	µg/l	0.399 ± 0.0242	- ± -	0.0559	-
s-Metolachlor ethanesulfonic acid (Metolachlor-ESA)	µg/l	0.249 ± 0.0267	0.283 ± 0.042	0.0524	113
s-Metolachlor oxanilic acid (Metolachlor-OA)	µg/l	0.664 ± 0.0359	0.676 ± 0.074	0.0996	102



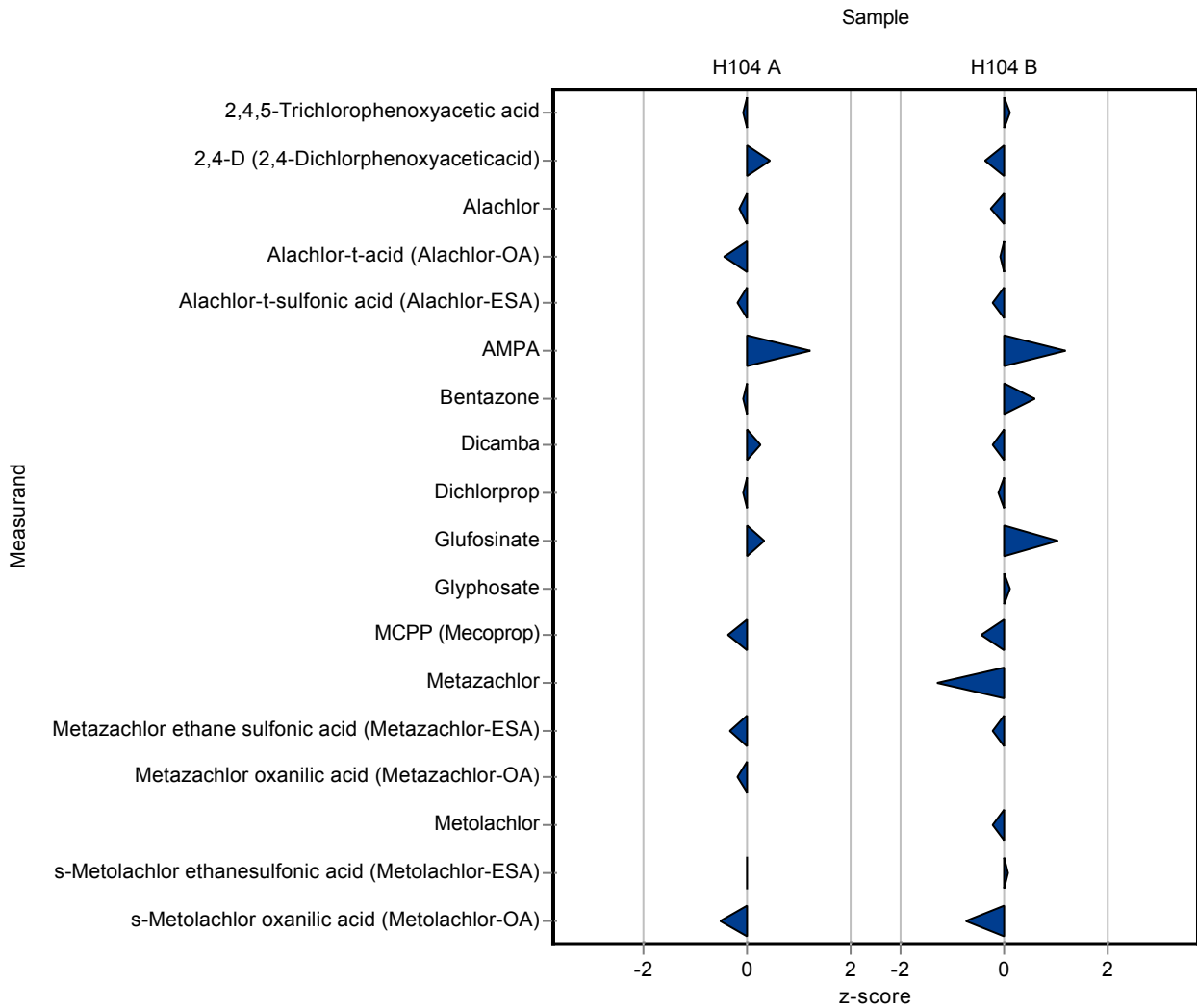
Sample: H104A

Parameter	Unit	Assigned value ± U (k=2)	Result ± U	Criterion	Recovery [%]	z-Score
2,4,5-Trichlorophenoxyacetic acid	µg/l	0.369 ± 0.0199	0.364 ± 0.055	0.0739	98.5	-0.07
2,4-D (2,4-Dichlorphenoxyaceticacid)	µg/l	0.126 ± 0.00887	0.135 ± 0.02	0.0201	107	0.45
Alachlor	µg/l	0.227 ± 0.0159	0.223 ± 0.033	0.0272	98.3	-0.14
Alachlor-t-acid (Alachlor-OA)	µg/l	0.842 ± 0.0513	0.778 ± 0.117	0.152	92.4	-0.42
Alachlor-t-sulfonic acid (Alachlor-ESA)	µg/l	0.146 ± 0.0128	0.141 ± 0.021	0.0262	96.8	-0.18
AMPA	µg/l	0.187 ± 0.00936	0.227 ± 0.034	0.0319	121	1.24
Bentazone	µg/l	0.119 ± 0.00731	0.118 ± 0.018	0.0179	98.8	-0.08
Dicamba	µg/l	0.193 ± 0.0198	0.203 ± 0.03	0.0367	105	0.27
Dichlorprop	µg/l	0.102 ± 0.00597	0.101 ± 0.015	0.0122	99.2	-0.07
Glufosinate	µg/l	0.339 ± 0.114	0.375 ± 0.056	0.102	111	0.35
Glyphosate	µg/l	- ± -	<0.03 (LOQ) ± -	-	-	-
MCPP (Mecoprop)	µg/l	0.237 ± 0.0112	0.226 ± 0.034	0.0308	95.3	-0.36
Metazachlor	µg/l	- ± -	<0.03 (LOQ) ± -	-	-	-
Metazachlor ethane sulfonic acid (Metazachlor-ESA)	µg/l	0.744 ± 0.0438	0.691 ± 0.104	0.164	92.8	-0.33
Metazachlor oxanilic acid (Metazachlor-OA)	µg/l	0.263 ± 0.0104	0.254 ± 0.038	0.0553	96.5	-0.17
Metolachlor	µg/l	- ± -	<0.03 (LOQ) ± -	-	-	-
s-Metolachlor ethanesulfonic acid (Metolachlor-ESA)	µg/l	0.57 ± 0.0587	0.573 ± 0.086	0.12	101	0.02
s-Metolachlor oxanilic acid (Metolachlor-OA)	µg/l	0.504 ± 0.0308	0.464 ± 0.07	0.0756	92.1	-0.53

Sample: H104B

Parameter	Unit	Assigned value ± U (k=2)	Result ± U	Criterion	Recovery [%]	z-Score
2,4,5-Trichlorophenoxyacetic acid	µg/l	0.203 ± 0.0109	0.207 ± 0.031	0.0405	102	0.11
2,4-D (2,4-Dichlorphenoxyaceticacid)	µg/l	0.504 ± 0.0251	0.474 ± 0.071	0.0806	94	-0.37
Alachlor	µg/l	0.671 ± 0.0501	0.65 ± 0.097	0.0806	96.8	-0.27

Parameter	Unit	Assigned value ± U (k=2)	Result ± U	Criterion	Recovery [%]	z-Score
Alachlor-t-acid (Alachlor-OA)	µg/l	0.187 ± 0.00787	0.184 ± 0.028	0.0337	98.3	-0.10
Alachlor-t-sulfonic acid (Alachlor-ESA)	µg/l	0.659 ± 0.0496	0.633 ± 0.095	0.119	96.1	-0.22
AMPA	µg/l	0.872 ± 0.0427	1.046 ± 0.157	0.148	120	1.18
Bentazone	µg/l	0.131 ± 0.00602	0.143 ± 0.021	0.0197	109	0.59
Dicamba	µg/l	0.559 ± 0.0476	0.534 ± 0.08	0.106	95.6	-0.23
Dichlorprop	µg/l	0.179 ± 0.00935	0.176 ± 0.026	0.0214	98.5	-0.12
Glufosinate	µg/l	0.158 ± 0.0385	0.208 ± 0.031	0.0474	132	1.05
Glyphosate	µg/l	0.555 ± 0.0236	0.568 ± 0.085	0.122	102	0.11
MCPP (Mecoprop)	µg/l	0.251 ± 0.0127	0.236 ± 0.035	0.0327	93.9	-0.47
Metazachlor	µg/l	0.167 ± 0.0108	0.143 ± 0.021	0.0184	85.5	-1.32
Metazachlor ethane sulfonic acid (Metazachlor-ESA)	µg/l	0.243 ± 0.0146	0.231 ± 0.035	0.0535	95	-0.23
Metazachlor oxanilic acid (Metazachlor-OA)	µg/l	- ± -	<0.03 (LOQ) ± -	-	-	-
Metolachlor	µg/l	0.399 ± 0.0242	0.386 ± 0.058	0.0559	96.7	-0.23
s-Metolachlor ethanesulfonic acid (Metolachlor-ESA)	µg/l	0.249 ± 0.0267	0.252 ± 0.038	0.0524	101	0.05
s-Metolachlor oxanilic acid (Metolachlor-OA)	µg/l	0.664 ± 0.0359	0.588 ± 0.088	0.0996	88.6	-0.76



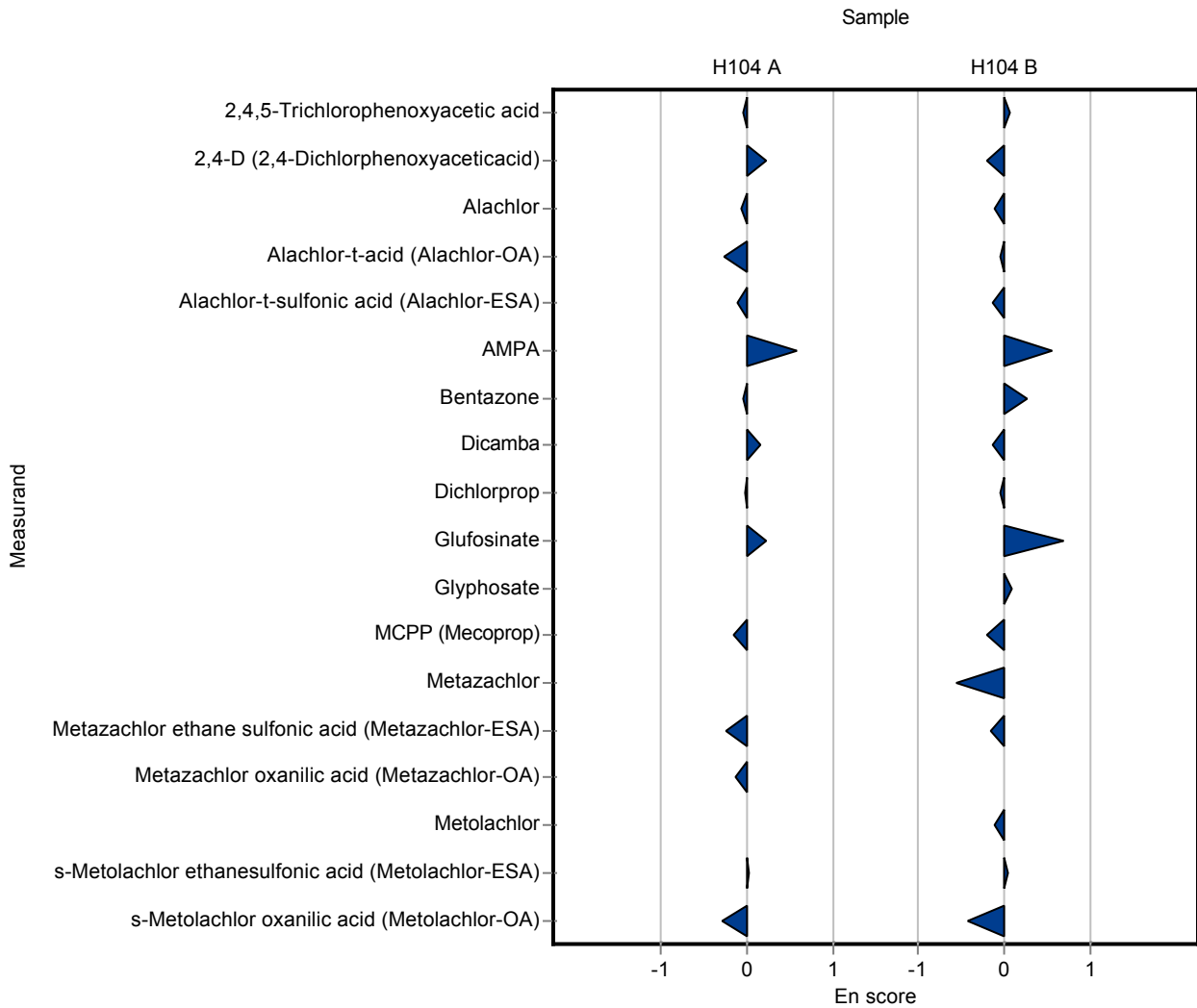
Sample: H104A

Parameter	Unit	Assigned value ± U (k=2)	Result ± U	Criterion	Recovery [%]	En-Score
2,4,5-Trichlorophenoxyacetic acid	µg/l	0.369 ± 0.0199	0.364 ± 0.055	0.0739	98.5	-0.05
2,4-D (2,4-Dichlorphenoxyaceticacid)	µg/l	0.126 ± 0.00887	0.135 ± 0.02	0.0201	107	0.22
Alachlor	µg/l	0.227 ± 0.0159	0.223 ± 0.033	0.0272	98.3	-0.06
Alachlor-t-acid (Alachlor-OA)	µg/l	0.842 ± 0.0513	0.778 ± 0.117	0.152	92.4	-0.27
Alachlor-t-sulfonic acid (Alachlor-ESA)	µg/l	0.146 ± 0.0128	0.141 ± 0.021	0.0262	96.8	-0.11
AMPA	µg/l	0.187 ± 0.00936	0.227 ± 0.034	0.0319	121	0.58
Bentazone	µg/l	0.119 ± 0.00731	0.118 ± 0.018	0.0179	98.8	-0.04
Dicamba	µg/l	0.193 ± 0.0198	0.203 ± 0.03	0.0367	105	0.16
Dichlorprop	µg/l	0.102 ± 0.00597	0.101 ± 0.015	0.0122	99.2	-0.03
Glufosinate	µg/l	0.339 ± 0.114	0.375 ± 0.056	0.102	111	0.23
Glyphosate	µg/l	- ± -	<0.03 (LOQ) ± -	-	-	-
MCPP (Mecoprop)	µg/l	0.237 ± 0.0112	0.226 ± 0.034	0.0308	95.3	-0.16
Metazachlor	µg/l	- ± -	<0.03 (LOQ) ± -	-	-	-
Metazachlor ethane sulfonic acid (Metazachlor-ESA)	µg/l	0.744 ± 0.0438	0.691 ± 0.104	0.164	92.8	-0.25
Metazachlor oxanilic acid (Metazachlor-OA)	µg/l	0.263 ± 0.0104	0.254 ± 0.038	0.0553	96.5	-0.12
Metolachlor	µg/l	- ± -	<0.03 (LOQ) ± -	-	-	-
s-Metolachlor ethanesulfonic acid (Metolachlor-ESA)	µg/l	0.57 ± 0.0587	0.573 ± 0.086	0.12	101	0.02
s-Metolachlor oxanilic acid (Metolachlor-OA)	µg/l	0.504 ± 0.0308	0.464 ± 0.07	0.0756	92.1	-0.28

Sample: H104B

Parameter	Unit	Assigned value ± U (k=2)	Result ± U	Criterion	Recovery [%]	En-Score
2,4,5-Trichlorophenoxyacetic acid	µg/l	0.203 ± 0.0109	0.207 ± 0.031	0.0405	102	0.07
2,4-D (2,4-Dichlorphenoxyaceticacid)	µg/l	0.504 ± 0.0251	0.474 ± 0.071	0.0806	94	-0.21
Alachlor	µg/l	0.671 ± 0.0501	0.65 ± 0.097	0.0806	96.8	-0.11

Parameter	Unit	Assigned value ± U (k=2)	Result ± U	Criterion Recovery	En-Score [%]
Alachlor-t-acid (Alachlor-OA)	µg/l	0.187 ± 0.00787	0.184 ± 0.028	0.0337	98.3 -0.06
Alachlor-t-sulfonic acid (Alachlor-ESA)	µg/l	0.659 ± 0.0496	0.633 ± 0.095	0.119	96.1 -0.13
AMPA	µg/l	0.872 ± 0.0427	1.046 ± 0.157	0.148	120 0.55
Bentazone	µg/l	0.131 ± 0.00602	0.143 ± 0.021	0.0197	109 0.27
Dicamba	µg/l	0.559 ± 0.0476	0.534 ± 0.08	0.106	95.6 -0.15
Dichlorprop	µg/l	0.179 ± 0.00935	0.176 ± 0.026	0.0214	98.5 -0.05
Glufosinate	µg/l	0.158 ± 0.0385	0.208 ± 0.031	0.0474	132 0.68
Glyphosate	µg/l	0.555 ± 0.0236	0.568 ± 0.085	0.122	102 0.08
MCPP (Mecoprop)	µg/l	0.251 ± 0.0127	0.236 ± 0.035	0.0327	93.9 -0.21
Metazachlor	µg/l	0.167 ± 0.0108	0.143 ± 0.021	0.0184	85.5 -0.56
Metazachlor ethane sulfonic acid (Metazachlor-ESA)	µg/l	0.243 ± 0.0146	0.231 ± 0.035	0.0535	95 -0.17
Metazachlor oxanilic acid (Metazachlor-OA)	µg/l	- ± -	<0.03 (LOQ) ± -	-	- -
Metolachlor	µg/l	0.399 ± 0.0242	0.386 ± 0.058	0.0559	96.7 -0.11
s-Metolachlor ethanesulfonic acid (Metolachlor-ESA)	µg/l	0.249 ± 0.0267	0.252 ± 0.038	0.0524	101 0.03
s-Metolachlor oxanilic acid (Metolachlor-OA)	µg/l	0.664 ± 0.0359	0.588 ± 0.088	0.0996	88.6 -0.42



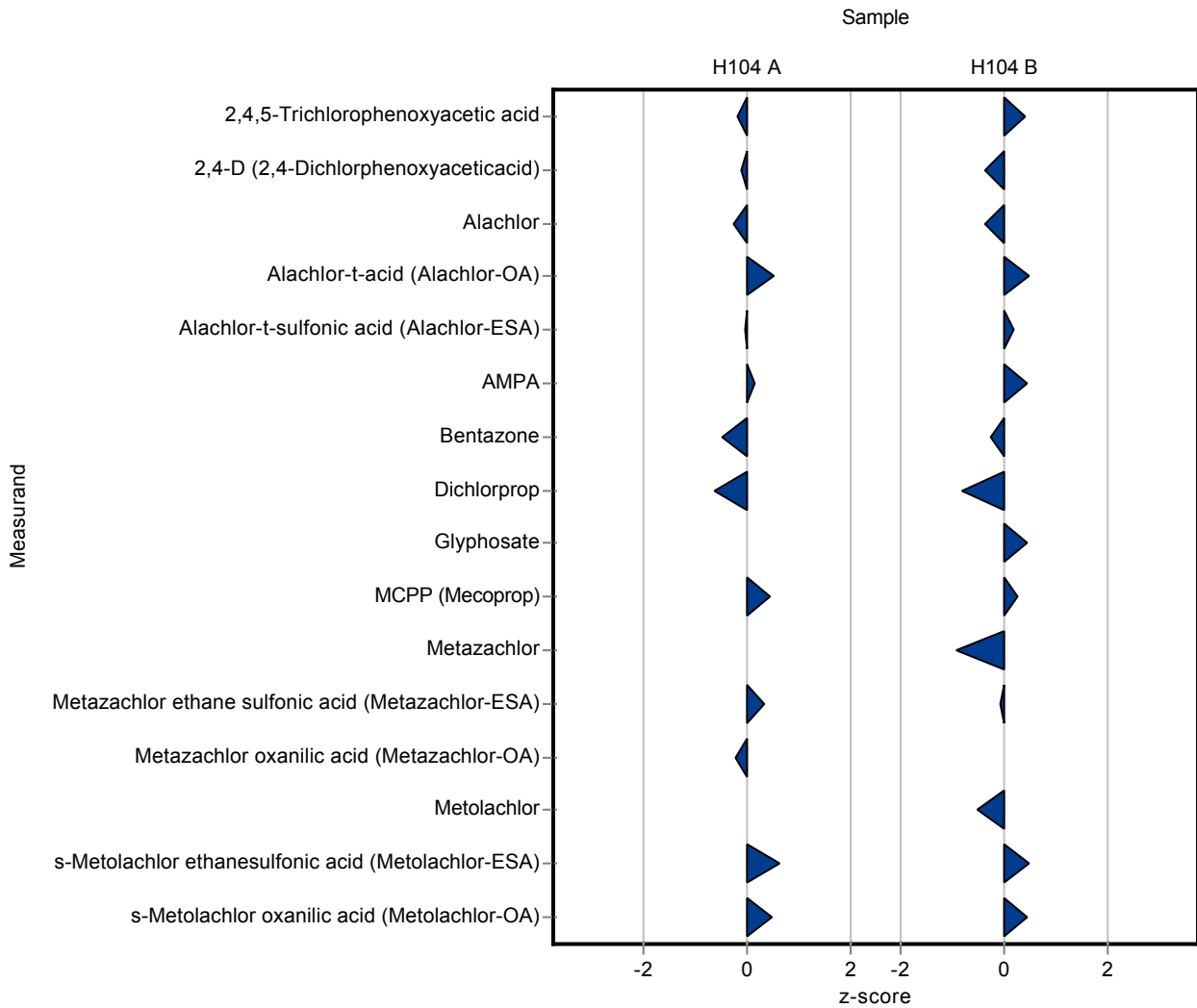
Sample: H104A

Parameter	Unit	Assigned value ± U (k=2)	Result ± U	Criterion	Recovery [%]	z-Score
2,4,5-Trichlorophenoxyacetic acid	µg/l	0.369 ± 0.0199	0.356 ± 0.107	0.0739	96.4	-0.18
2,4-D (2,4-Dichlorphenoxyaceticacid)	µg/l	0.126 ± 0.00887	0.124 ± 0.037	0.0201	98.5	-0.09
Alachlor	µg/l	0.227 ± 0.0159	0.22 ± 0.066	0.0272	96.9	-0.26
Alachlor-t-acid (Alachlor-OA)	µg/l	0.842 ± 0.0513	0.922 ± 0.277	0.152	110	0.53
Alachlor-t-sulfonic acid (Alachlor-ESA)	µg/l	0.146 ± 0.0128	0.145 ± 0.043	0.0262	99.5	-0.03
AMPA	µg/l	0.187 ± 0.00936	0.192 ± 0.058	0.0319	102	0.14
Bentazone	µg/l	0.119 ± 0.00731	0.111 ± 0.033	0.0179	92.9	-0.47
Dicamba	µg/l	0.193 ± 0.0198	- ± -	0.0367	-	-
Dichlorprop	µg/l	0.102 ± 0.00597	0.094 ± 0.028	0.0122	92.3	-0.64
Glufosinate	µg/l	0.339 ± 0.114	- ± -	0.102	-	-
Glyphosate	µg/l	- ± -	<0.05 (LOQ) ± -	-	-	-
MCPP (Mecoprop)	µg/l	0.237 ± 0.0112	0.251 ± 0.075	0.0308	106	0.45
Metazachlor	µg/l	- ± -	<0.05 (LOQ) ± -	-	-	-
Metazachlor ethane sulfonic acid (Metazachlor-ESA)	µg/l	0.744 ± 0.0438	0.799 ± 0.24	0.164	107	0.33
Metazachlor oxanilic acid (Metazachlor-OA)	µg/l	0.263 ± 0.0104	0.251 ± 0.075	0.0553	95.4	-0.22
Metolachlor	µg/l	- ± -	<0.05 (LOQ) ± -	-	-	-
s-Metolachlor ethanesulfonic acid (Metolachlor-ESA)	µg/l	0.57 ± 0.0587	0.645 ± 0.194	0.12	113	0.63
s-Metolachlor oxanilic acid (Metolachlor-OA)	µg/l	0.504 ± 0.0308	0.541 ± 0.162	0.0756	107	0.49

Sample: H104B

Parameter	Unit	Assigned value ± U (k=2)	Result ± U	Criterion	Recovery [%]	z-Score
2,4,5-Trichlorophenoxyacetic acid	µg/l	0.203 ± 0.0109	0.219 ± 0.066	0.0405	108	0.40
2,4-D (2,4-Dichlorphenoxyaceticacid)	µg/l	0.504 ± 0.0251	0.473 ± 0.142	0.0806	93.8	-0.39
Alachlor	µg/l	0.671 ± 0.0501	0.64 ± 0.192	0.0806	95.3	-0.39

Parameter	Unit	Assigned value ± U (k=2)	Result ± U	Criterion	Recovery [%]	z-Score
Alachlor-t-acid (Alachlor-OA)	µg/l	0.187 ± 0.00787	0.203 ± 0.061	0.0337	108	0.47
Alachlor-t-sulfonic acid (Alachlor-ESA)	µg/l	0.659 ± 0.0496	0.678 ± 0.203	0.119	103	0.16
AMPA	µg/l	0.872 ± 0.0427	0.938 ± 0.281	0.148	108	0.45
Bentazone	µg/l	0.131 ± 0.00602	0.126 ± 0.038	0.0197	95.9	-0.27
Dicamba	µg/l	0.559 ± 0.0476	- ± -	0.106	-	-
Dichlorprop	µg/l	0.179 ± 0.00935	0.161 ± 0.048	0.0214	90.1	-0.82
Glufosinate	µg/l	0.158 ± 0.0385	- ± -	0.0474	-	-
Glyphosate	µg/l	0.555 ± 0.0236	0.609 ± 0.183	0.122	110	0.44
MCPP (Mecoprop)	µg/l	0.251 ± 0.0127	0.26 ± 0.078	0.0327	104	0.27
Metazachlor	µg/l	0.167 ± 0.0108	0.15 ± 0.045	0.0184	89.7	-0.94
Metazachlor ethane sulfonic acid (Metazachlor-ESA)	µg/l	0.243 ± 0.0146	0.239 ± 0.072	0.0535	98.3	-0.08
Metazachlor oxanilic acid (Metazachlor-OA)	µg/l	- ± -	<0.05 (LOQ) ± -	-	-	-
Metolachlor	µg/l	0.399 ± 0.0242	0.369 ± 0.111	0.0559	92.5	-0.54
s-Metolachlor ethanesulfonic acid (Metolachlor-ESA)	µg/l	0.249 ± 0.0267	0.274 ± 0.082	0.0524	110	0.47
s-Metolachlor oxanilic acid (Metolachlor-OA)	µg/l	0.664 ± 0.0359	0.706 ± 0.212	0.0996	106	0.42



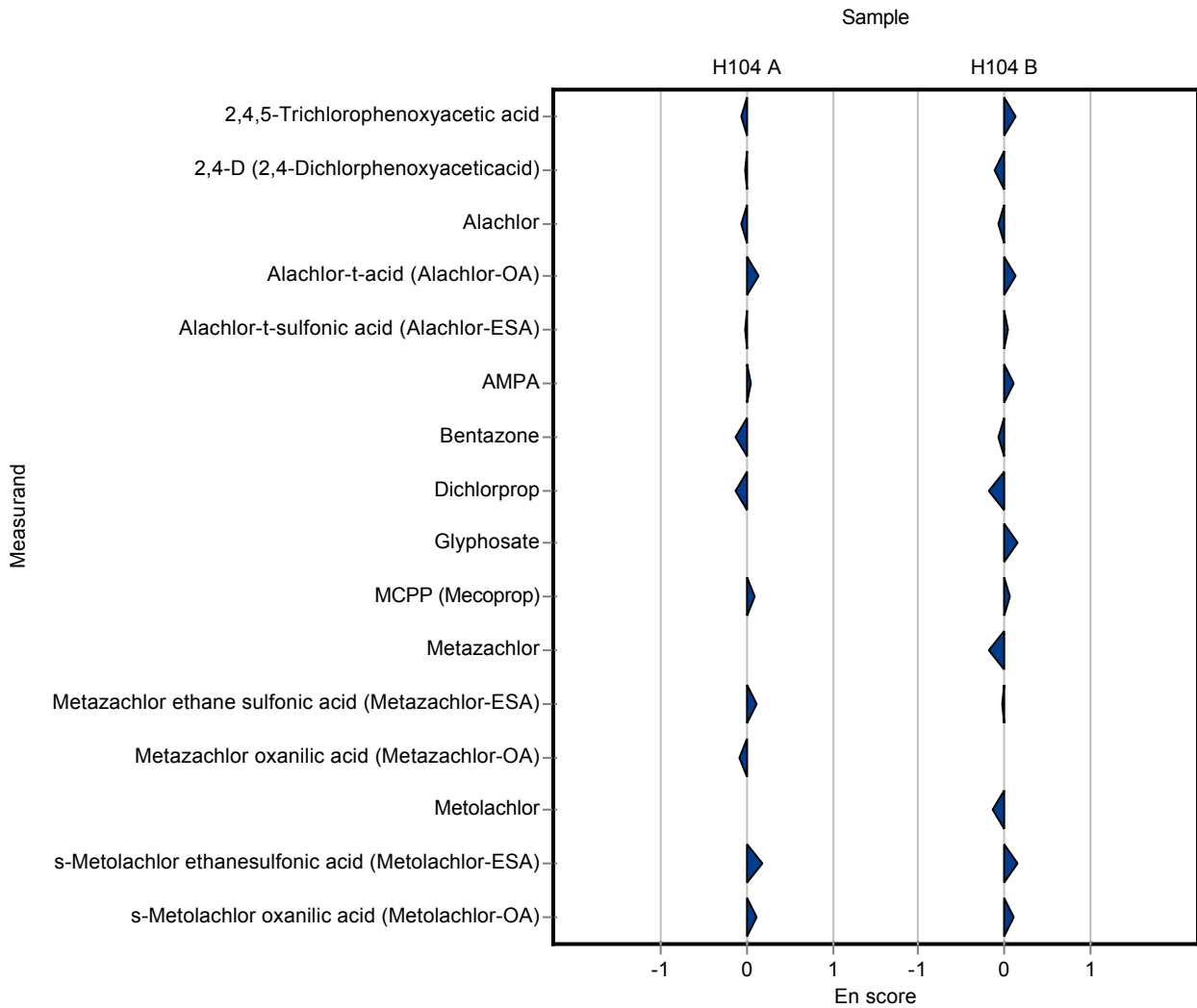
Sample: H104A

Parameter	Unit	Assigned value ± U (k=2)	Result ± U	Criterion	Recovery [%]	En-Score
2,4,5-Trichlorophenoxyacetic acid	µg/l	0.369 ± 0.0199	0.356 ± 0.107	0.0739	96.4	-0.06
2,4-D (2,4-Dichlorphenoxyaceticacid)	µg/l	0.126 ± 0.00887	0.124 ± 0.037	0.0201	98.5	-0.03
Alachlor	µg/l	0.227 ± 0.0159	0.22 ± 0.066	0.0272	96.9	-0.05
Alachlor-t-acid (Alachlor-OA)	µg/l	0.842 ± 0.0513	0.922 ± 0.277	0.152	110	0.14
Alachlor-t-sulfonic acid (Alachlor-ESA)	µg/l	0.146 ± 0.0128	0.145 ± 0.043	0.0262	99.5	-0.01
AMPA	µg/l	0.187 ± 0.00936	0.192 ± 0.058	0.0319	102	0.04
Bentazone	µg/l	0.119 ± 0.00731	0.111 ± 0.033	0.0179	92.9	-0.13
Dicamba	µg/l	0.193 ± 0.0198	- ± -	0.0367	-	-
Dichlorprop	µg/l	0.102 ± 0.00597	0.094 ± 0.028	0.0122	92.3	-0.14
Glufosinate	µg/l	0.339 ± 0.114	- ± -	0.102	-	-
Glyphosate	µg/l	- ± -	<0.05 (LOQ) ± -	-	-	-
MCPP (Mecoprop)	µg/l	0.237 ± 0.0112	0.251 ± 0.075	0.0308	106	0.09
Metazachlor	µg/l	- ± -	<0.05 (LOQ) ± -	-	-	-
Metazachlor ethane sulfonic acid (Metazachlor-ESA)	µg/l	0.744 ± 0.0438	0.799 ± 0.24	0.164	107	0.11
Metazachlor oxanilic acid (Metazachlor-OA)	µg/l	0.263 ± 0.0104	0.251 ± 0.075	0.0553	95.4	-0.08
Metolachlor	µg/l	- ± -	<0.05 (LOQ) ± -	-	-	-
s-Metolachlor ethanesulfonic acid (Metolachlor-ESA)	µg/l	0.57 ± 0.0587	0.645 ± 0.194	0.12	113	0.19
s-Metolachlor oxanilic acid (Metolachlor-OA)	µg/l	0.504 ± 0.0308	0.541 ± 0.162	0.0756	107	0.11

Sample: H104B

Parameter	Unit	Assigned value ± U (k=2)	Result ± U	Criterion	Recovery [%]	En-Score
2,4,5-Trichlorophenoxyacetic acid	µg/l	0.203 ± 0.0109	0.219 ± 0.066	0.0405	108	0.12
2,4-D (2,4-Dichlorphenoxyaceticacid)	µg/l	0.504 ± 0.0251	0.473 ± 0.142	0.0806	93.8	-0.11
Alachlor	µg/l	0.671 ± 0.0501	0.64 ± 0.192	0.0806	95.3	-0.08

Parameter	Unit	Assigned value ± U (k=2)	Result ± U	Criterion Recovery	En-Score [%]	
Alachlor-t-acid (Alachlor-OA)	µg/l	0.187 ± 0.00787	0.203 ± 0.061	0.0337	108	0.13
Alachlor-t-sulfonic acid (Alachlor-ESA)	µg/l	0.659 ± 0.0496	0.678 ± 0.203	0.119	103	0.05
AMPA	µg/l	0.872 ± 0.0427	0.938 ± 0.281	0.148	108	0.12
Bentazone	µg/l	0.131 ± 0.00602	0.126 ± 0.038	0.0197	95.9	-0.07
Dicamba	µg/l	0.559 ± 0.0476	- ± -	0.106	-	-
Dichlorprop	µg/l	0.179 ± 0.00935	0.161 ± 0.048	0.0214	90.1	-0.18
Glufosinate	µg/l	0.158 ± 0.0385	- ± -	0.0474	-	-
Glyphosate	µg/l	0.555 ± 0.0236	0.609 ± 0.183	0.122	110	0.15
MCPP (Mecoprop)	µg/l	0.251 ± 0.0127	0.26 ± 0.078	0.0327	104	0.06
Metazachlor	µg/l	0.167 ± 0.0108	0.15 ± 0.045	0.0184	89.7	-0.19
Metazachlor ethane sulfonic acid (Metazachlor-ESA)	µg/l	0.243 ± 0.0146	0.239 ± 0.072	0.0535	98.3	-0.03
Metazachlor oxanilic acid (Metazachlor-OA)	µg/l	- ± -	<0.05 (LOQ) ± -	-	-	-
Metolachlor	µg/l	0.399 ± 0.0242	0.369 ± 0.111	0.0559	92.5	-0.14
s-Metolachlor ethanesulfonic acid (Metolachlor-ESA)	µg/l	0.249 ± 0.0267	0.274 ± 0.082	0.0524	110	0.15
s-Metolachlor oxanilic acid (Metolachlor-OA)	µg/l	0.664 ± 0.0359	0.706 ± 0.212	0.0996	106	0.10



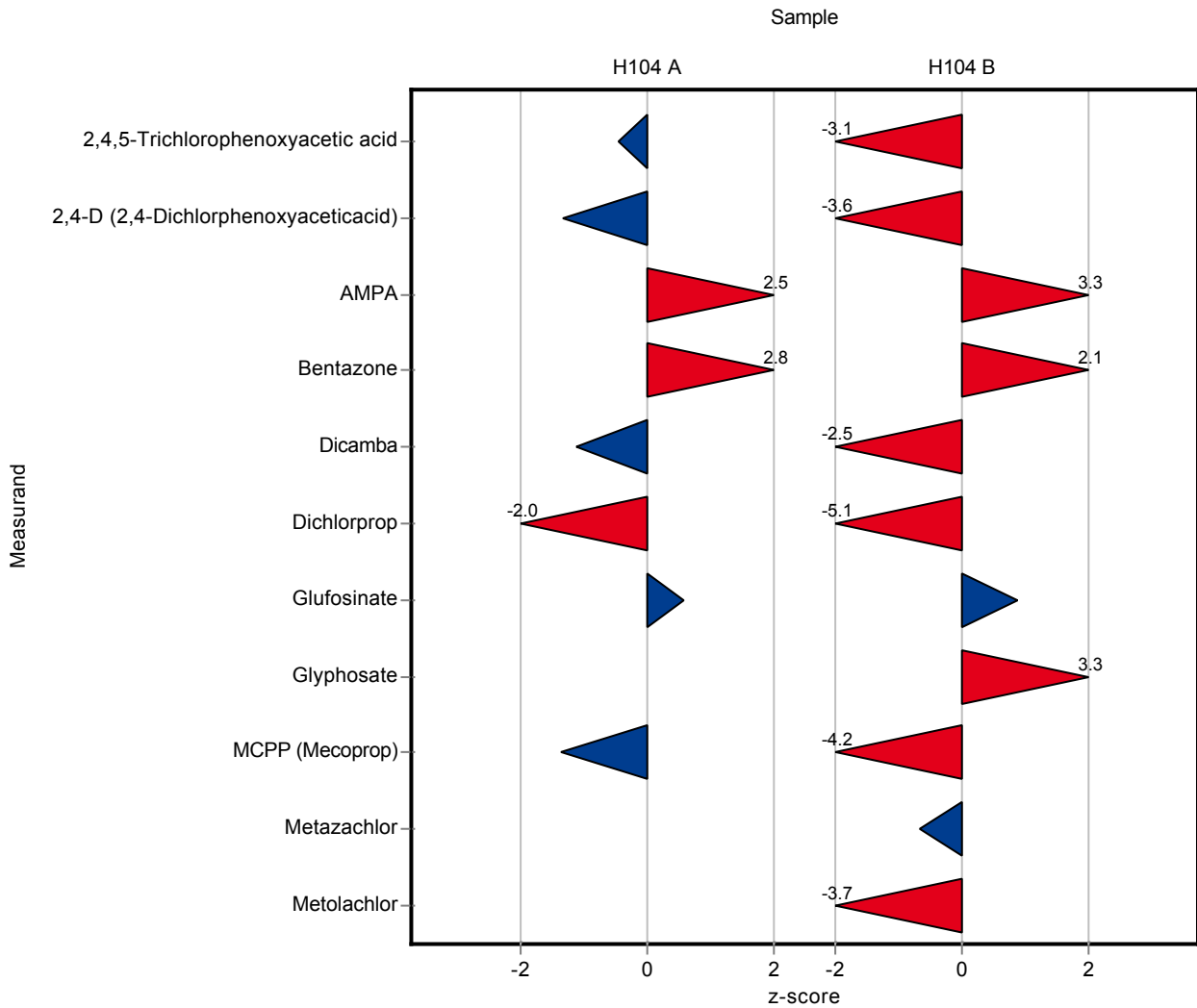
Sample: H104A

Parameter	Unit	Assigned value ± U (k=2)	Result ± U	Criterion	Recovery [%]	z-Score
2,4,5-Trichlorophenoxyacetic acid	µg/l	0.369 ± 0.0199	0.336 ± 0.067	0.0739	91	-0.45
2,4-D (2,4-Dichlorphenoxyaceticacid)	µg/l	0.126 ± 0.00887	0.099 ± 0.02	0.0201	78.6	-1.33
Alachlor	µg/l	0.227 ± 0.0159	- ± -	0.0272	-	-
Alachlor-t-acid (Alachlor-OA)	µg/l	0.842 ± 0.0513	- ± -	0.152	-	-
Alachlor-t-sulfonic acid (Alachlor-ESA)	µg/l	0.146 ± 0.0128	- ± -	0.0262	-	-
AMPA	µg/l	0.187 ± 0.00936	0.266 ± 0.023	0.0319	142	2.47
Bentazone	µg/l	0.119 ± 0.00731	0.169 ± 0.034	0.0179	142	2.77
Dicamba	µg/l	0.193 ± 0.0198	0.152 ± 0.03	0.0367	78.8	-1.12
Dichlorprop	µg/l	0.102 ± 0.00597	0.077 ± 0.015	0.0122	75.6	-2.03
Glufosinate	µg/l	0.339 ± 0.114	0.399 ± 0.047	0.102	118	0.59
Glyphosate	µg/l	- ± -	<0.05 (LOQ) ± -	-	-	-
MCPP (Mecoprop)	µg/l	0.237 ± 0.0112	0.195 ± 0.04	0.0308	82.2	-1.37
Metazachlor	µg/l	- ± -	<0.05 (LOQ) ± -	-	-	-
Metazachlor ethane sulfonic acid (Metazachlor-ESA)	µg/l	0.744 ± 0.0438	- ± -	0.164	-	-
Metazachlor oxanilic acid (Metazachlor-OA)	µg/l	0.263 ± 0.0104	- ± -	0.0553	-	-
Metolachlor	µg/l	- ± -	<0.05 (LOQ) ± -	-	-	-
s-Metolachlor ethanesulfonic acid (Metolachlor-ESA)	µg/l	0.57 ± 0.0587	- ± -	0.12	-	-
s-Metolachlor oxanilic acid (Metolachlor-OA)	µg/l	0.504 ± 0.0308	- ± -	0.0756	-	-

Sample: H104B

Parameter	Unit	Assigned value ± U (k=2)	Result ± U	Criterion	Recovery [%]	z-Score
2,4,5-Trichlorophenoxyacetic acid	µg/l	0.203 ± 0.0109	0.078 ± 0.016	0.0405	38.5	-3.08
2,4-D (2,4-Dichlorphenoxyaceticacid)	µg/l	0.504 ± 0.0251	0.212 ± 0.042	0.0806	42.1	-3.62
Alachlor	µg/l	0.671 ± 0.0501	- ± -	0.0806	-	-

Parameter	Unit	Assigned value ± U (k=2)	Result ± U	Criterion	Recovery [%]	z-Score
Alachlor-t-acid (Alachlor-OA)	µg/l	0.187 ± 0.00787	- ± -	0.0337	-	-
Alachlor-t-sulfonic acid (Alachlor-ESA)	µg/l	0.659 ± 0.0496	- ± -	0.119	-	-
AMPA	µg/l	0.872 ± 0.0427	1.354 ± 0.12	0.148	155	3.25
Bentazone	µg/l	0.131 ± 0.00602	0.172 ± 0.034	0.0197	131	2.06
Dicamba	µg/l	0.559 ± 0.0476	0.289 ± 0.058	0.106	51.7	-2.54
Dichlorprop	µg/l	0.179 ± 0.00935	0.069 ± 0.014	0.0214	38.6	-5.11
Glufosinate	µg/l	0.158 ± 0.0385	0.2 ± 0.023	0.0474	127	0.88
Glyphosate	µg/l	0.555 ± 0.0236	0.956 ± 0.103	0.122	172	3.29
MCPP (Mecoprop)	µg/l	0.251 ± 0.0127	0.113 ± 0.023	0.0327	45	-4.23
Metazachlor	µg/l	0.167 ± 0.0108	0.155 ± 0.016	0.0184	92.6	-0.67
Metazachlor ethane sulfonic acid (Metazachlor-ESA)	µg/l	0.243 ± 0.0146	- ± -	0.0535	-	-
Metazachlor oxanilic acid (Metazachlor-OA)	µg/l	- ± -	- ± -	-	-	-
Metolachlor	µg/l	0.399 ± 0.0242	0.195 ± 0.02	0.0559	48.9	-3.65
s-Metolachlor ethanesulfonic acid (Metolachlor-ESA)	µg/l	0.249 ± 0.0267	- ± -	0.0524	-	-
s-Metolachlor oxanilic acid (Metolachlor-OA)	µg/l	0.664 ± 0.0359	- ± -	0.0996	-	-



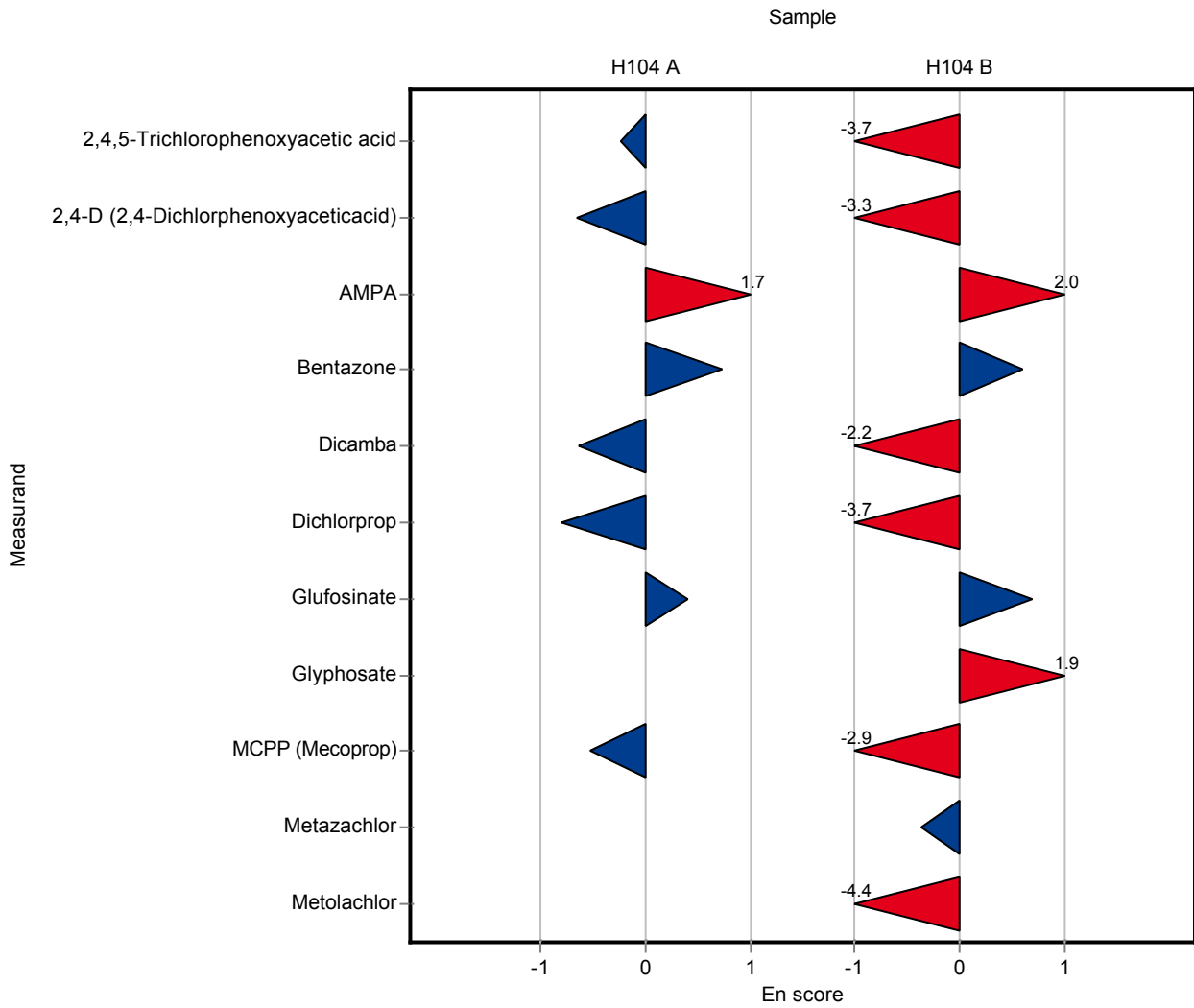
Sample: H104A

Parameter	Unit	Assigned value ± U (k=2)	Result ± U	Criterion	Recovery [%]	En-Score
2,4,5-Trichlorophenoxyacetic acid	µg/l	0.369 ± 0.0199	0.336 ± 0.067	0.0739	91	-0.25
2,4-D (2,4-Dichlorphenoxyaceticacid)	µg/l	0.126 ± 0.00887	0.099 ± 0.02	0.0201	78.6	-0.66
Alachlor	µg/l	0.227 ± 0.0159	- ± -	0.0272	-	-
Alachlor-t-acid (Alachlor-OA)	µg/l	0.842 ± 0.0513	- ± -	0.152	-	-
Alachlor-t-sulfonic acid (Alachlor-ESA)	µg/l	0.146 ± 0.0128	- ± -	0.0262	-	-
AMPA	µg/l	0.187 ± 0.00936	0.266 ± 0.023	0.0319	142	1.67
Bentazone	µg/l	0.119 ± 0.00731	0.169 ± 0.034	0.0179	142	0.72
Dicamba	µg/l	0.193 ± 0.0198	0.152 ± 0.03	0.0367	78.8	-0.65
Dichlorprop	µg/l	0.102 ± 0.00597	0.077 ± 0.015	0.0122	75.6	-0.81
Glufosinate	µg/l	0.339 ± 0.114	0.399 ± 0.047	0.102	118	0.41
Glyphosate	µg/l	- ± -	<0.05 (LOQ) ± -	-	-	-
MCPP (Mecoprop)	µg/l	0.237 ± 0.0112	0.195 ± 0.04	0.0308	82.2	-0.52
Metazachlor	µg/l	- ± -	<0.05 (LOQ) ± -	-	-	-
Metazachlor ethane sulfonic acid (Metazachlor-ESA)	µg/l	0.744 ± 0.0438	- ± -	0.164	-	-
Metazachlor oxanilic acid (Metazachlor-OA)	µg/l	0.263 ± 0.0104	- ± -	0.0553	-	-
Metolachlor	µg/l	- ± -	<0.05 (LOQ) ± -	-	-	-
s-Metolachlor ethanesulfonic acid (Metolachlor-ESA)	µg/l	0.57 ± 0.0587	- ± -	0.12	-	-
s-Metolachlor oxanilic acid (Metolachlor-OA)	µg/l	0.504 ± 0.0308	- ± -	0.0756	-	-

Sample: H104B

Parameter	Unit	Assigned value ± U (k=2)	Result ± U	Criterion	Recovery [%]	En-Score
2,4,5-Trichlorophenoxyacetic acid	µg/l	0.203 ± 0.0109	0.078 ± 0.016	0.0405	38.5	-3.69
2,4-D (2,4-Dichlorphenoxyaceticacid)	µg/l	0.504 ± 0.0251	0.212 ± 0.042	0.0806	42.1	-3.33
Alachlor	µg/l	0.671 ± 0.0501	- ± -	0.0806	-	-

Parameter	Unit	Assigned value ± U (k=2)	Result ± U	Criterion Recovery [%]	En-Score
Alachlor-t-acid (Alachlor-OA)	µg/l	0.187 ± 0.00787	- ± -	0.0337	-
Alachlor-t-sulfonic acid (Alachlor-ESA)	µg/l	0.659 ± 0.0496	- ± -	0.119	-
AMPA	µg/l	0.872 ± 0.0427	1.354 ± 0.12	0.148	155
Bentazone	µg/l	0.131 ± 0.00602	0.172 ± 0.034	0.0197	131
Dicamba	µg/l	0.559 ± 0.0476	0.289 ± 0.058	0.106	51.7
Dichlorprop	µg/l	0.179 ± 0.00935	0.069 ± 0.014	0.0214	38.6
Glufosinate	µg/l	0.158 ± 0.0385	0.2 ± 0.023	0.0474	127
Glyphosate	µg/l	0.555 ± 0.0236	0.956 ± 0.103	0.122	172
MCP (Mecoprop)	µg/l	0.251 ± 0.0127	0.113 ± 0.023	0.0327	45
Metazachlor	µg/l	0.167 ± 0.0108	0.155 ± 0.016	0.0184	92.6
Metazachlor ethane sulfonic acid (Metazachlor-ESA)	µg/l	0.243 ± 0.0146	- ± -	0.0535	-
Metazachlor oxanilic acid (Metazachlor-OA)	µg/l	- ± -	- ± -	-	-
Metolachlor	µg/l	0.399 ± 0.0242	0.195 ± 0.02	0.0559	48.9
s-Metolachlor ethanesulfonic acid (Metolachlor-ESA)	µg/l	0.249 ± 0.0267	- ± -	0.0524	-
s-Metolachlor oxanilic acid (Metolachlor-OA)	µg/l	0.664 ± 0.0359	- ± -	0.0996	-



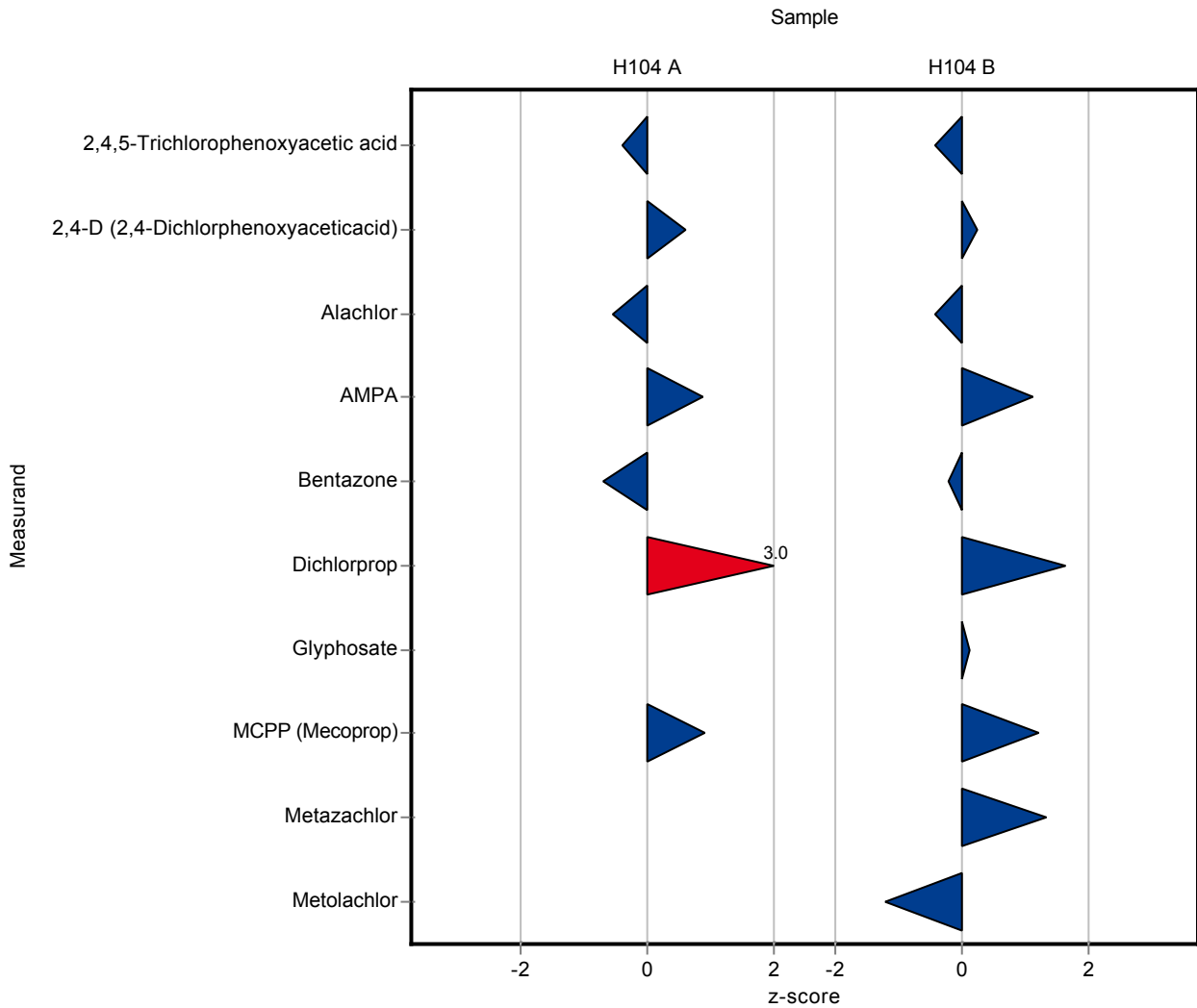
Sample: H104A

Parameter	Unit	Assigned value ± U (k=2)	Result ± U	Criterion	Recovery [%]	z-Score
2,4,5-Trichlorophenoxyacetic acid	µg/l	0.369 ± 0.0199	0.34 ± 0.104	0.0739	92	-0.40
2,4-D (2,4-Dichlorphenoxyaceticacid)	µg/l	0.126 ± 0.00887	0.138 ± 0.034	0.0201	110	0.60
Alachlor	µg/l	0.227 ± 0.0159	0.212 ± 0.084	0.0272	93.4	-0.55
Alachlor-t-acid (Alachlor-OA)	µg/l	0.842 ± 0.0513	- ± -	0.152	-	-
Alachlor-t-sulfonic acid (Alachlor-ESA)	µg/l	0.146 ± 0.0128	- ± -	0.0262	-	-
AMPA	µg/l	0.187 ± 0.00936	0.216 ± 0.021	0.0319	115	0.90
Bentazone	µg/l	0.119 ± 0.00731	0.107 ± 0.019	0.0179	89.6	-0.69
Dicamba	µg/l	0.193 ± 0.0198	- ± -	0.0367	-	-
Dichlorprop	µg/l	0.102 ± 0.00597	0.139 ± 0.05	0.0122	137	3.04
Glufosinate	µg/l	0.339 ± 0.114	- ± -	0.102	-	-
Glyphosate	µg/l	- ± -	<0.025 (LOQ) ± -	-	-	-
MCPP (Mecoprop)	µg/l	0.237 ± 0.0112	0.265 ± 0.079	0.0308	112	0.90
Metazachlor	µg/l	- ± -	<0.03 (LOQ) ± -	-	-	-
Metazachlor ethane sulfonic acid (Metazachlor-ESA)	µg/l	0.744 ± 0.0438	- ± -	0.164	-	-
Metazachlor oxanilic acid (Metazachlor-OA)	µg/l	0.263 ± 0.0104	- ± -	0.0553	-	-
Metolachlor	µg/l	- ± -	<0.02 (LOQ) ± -	-	-	-
s-Metolachlor ethanesulfonic acid (Metolachlor-ESA)	µg/l	0.57 ± 0.0587	- ± -	0.12	-	-
s-Metolachlor oxanilic acid (Metolachlor-OA)	µg/l	0.504 ± 0.0308	- ± -	0.0756	-	-

Sample: H104B

Parameter	Unit	Assigned value ± U (k=2)	Result ± U	Criterion	Recovery [%]	z-Score
2,4,5-Trichlorophenoxyacetic acid	µg/l	0.203 ± 0.0109	0.185 ± 0.057	0.0405	91.3	-0.44
2,4-D (2,4-Dichlorphenoxyaceticacid)	µg/l	0.504 ± 0.0251	0.523 ± 0.13	0.0806	104	0.23
Alachlor	µg/l	0.671 ± 0.0501	0.636 ± 0.253	0.0806	94.7	-0.44

Parameter	Unit	Assigned value ± U (k=2)	Result ± U	Criterion	Recovery [%]	z-Score
Alachlor-t-acid (Alachlor-OA)	µg/l	0.187 ± 0.00787	- ± -	0.0337	-	-
Alachlor-t-sulfonic acid (Alachlor-ESA)	µg/l	0.659 ± 0.0496	- ± -	0.119	-	-
AMPA	µg/l	0.872 ± 0.0427	1.04 ± 0.151	0.148	119	1.13
Bentazone	µg/l	0.131 ± 0.00602	0.127 ± 0.023	0.0197	96.7	-0.22
Dicamba	µg/l	0.559 ± 0.0476	- ± -	0.106	-	-
Dichlorprop	µg/l	0.179 ± 0.00935	0.214 ± 0.077	0.0214	120	1.65
Glufosinate	µg/l	0.158 ± 0.0385	- ± -	0.0474	-	-
Glyphosate	µg/l	0.555 ± 0.0236	0.571 ± 0.068	0.122	103	0.13
MCPP (Mecoprop)	µg/l	0.251 ± 0.0127	0.291 ± 0.086	0.0327	116	1.22
Metazachlor	µg/l	0.167 ± 0.0108	0.192 ± 0.096	0.0184	115	1.34
Metazachlor ethane sulfonic acid (Metazachlor-ESA)	µg/l	0.243 ± 0.0146	- ± -	0.0535	-	-
Metazachlor oxanilic acid (Metazachlor-OA)	µg/l	- ± -	- ± -	-	-	-
Metolachlor	µg/l	0.399 ± 0.0242	0.331 ± 0.106	0.0559	82.9	-1.22
s-Metolachlor ethanesulfonic acid (Metolachlor-ESA)	µg/l	0.249 ± 0.0267	- ± -	0.0524	-	-
s-Metolachlor oxanilic acid (Metolachlor-OA)	µg/l	0.664 ± 0.0359	- ± -	0.0996	-	-



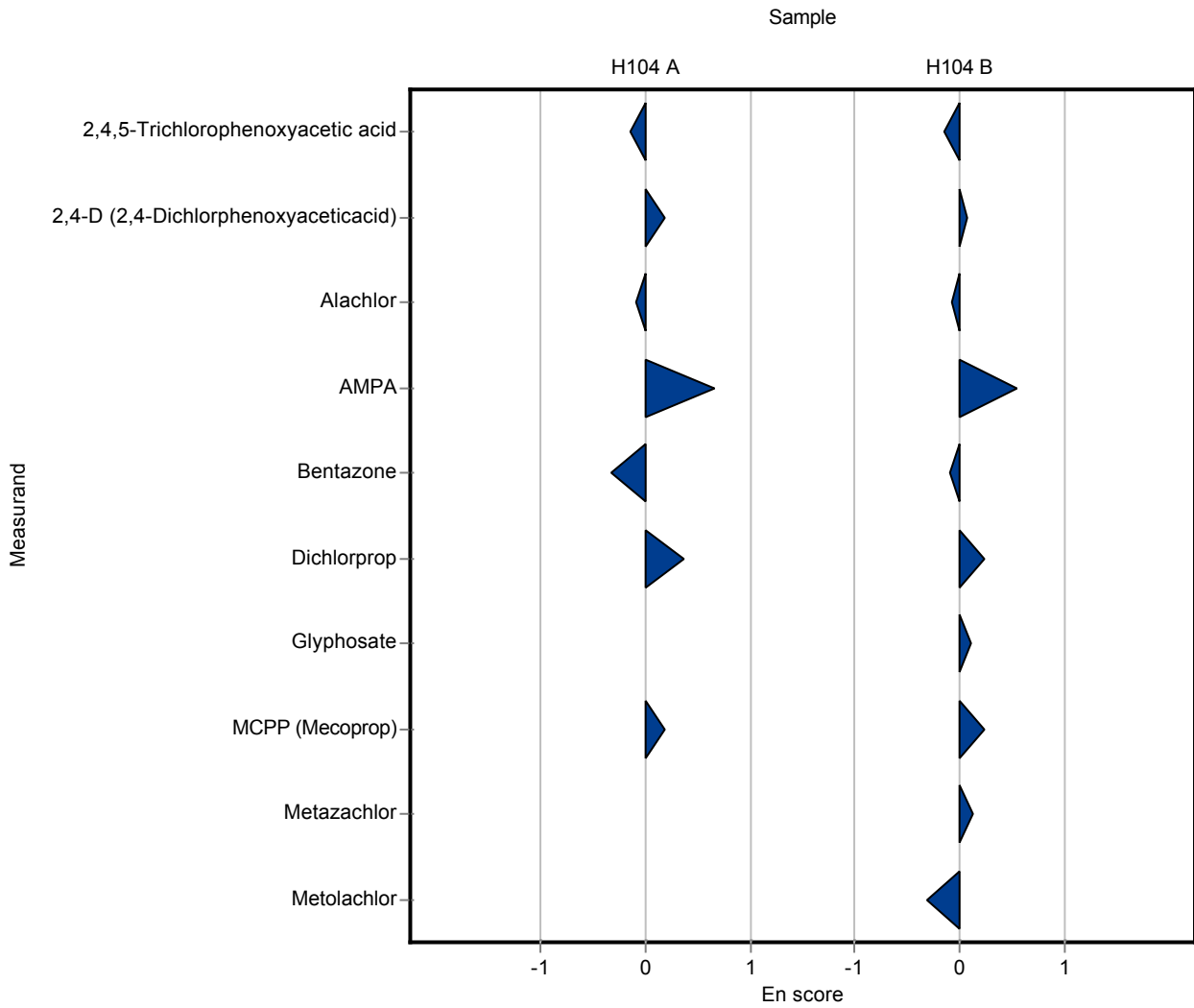
Sample: H104A

Parameter	Unit	Assigned value ± U (k=2)	Result ± U	Criterion	Recovery [%]	En-Score
2,4,5-Trichlorophenoxyacetic acid	µg/l	0.369 ± 0.0199	0.34 ± 0.104	0.0739	92	-0.14
2,4-D (2,4-Dichlorphenoxyaceticacid)	µg/l	0.126 ± 0.00887	0.138 ± 0.034	0.0201	110	0.18
Alachlor	µg/l	0.227 ± 0.0159	0.212 ± 0.084	0.0272	93.4	-0.09
Alachlor-t-acid (Alachlor-OA)	µg/l	0.842 ± 0.0513	- ± -	0.152	-	-
Alachlor-t-sulfonic acid (Alachlor-ESA)	µg/l	0.146 ± 0.0128	- ± -	0.0262	-	-
AMPA	µg/l	0.187 ± 0.00936	0.216 ± 0.021	0.0319	115	0.67
Bentazone	µg/l	0.119 ± 0.00731	0.107 ± 0.019	0.0179	89.6	-0.32
Dicamba	µg/l	0.193 ± 0.0198	- ± -	0.0367	-	-
Dichlorprop	µg/l	0.102 ± 0.00597	0.139 ± 0.05	0.0122	137	0.37
Glufosinate	µg/l	0.339 ± 0.114	- ± -	0.102	-	-
Glyphosate	µg/l	- ± -	<0.025 (LOQ) ± -	-	-	-
MCPP (Mecoprop)	µg/l	0.237 ± 0.0112	0.265 ± 0.079	0.0308	112	0.18
Metazachlor	µg/l	- ± -	<0.03 (LOQ) ± -	-	-	-
Metazachlor ethane sulfonic acid (Metazachlor-ESA)	µg/l	0.744 ± 0.0438	- ± -	0.164	-	-
Metazachlor oxanilic acid (Metazachlor-OA)	µg/l	0.263 ± 0.0104	- ± -	0.0553	-	-
Metolachlor	µg/l	- ± -	<0.02 (LOQ) ± -	-	-	-
s-Metolachlor ethanesulfonic acid (Metolachlor-ESA)	µg/l	0.57 ± 0.0587	- ± -	0.12	-	-
s-Metolachlor oxanilic acid (Metolachlor-OA)	µg/l	0.504 ± 0.0308	- ± -	0.0756	-	-

Sample: H104B

Parameter	Unit	Assigned value ± U (k=2)	Result ± U	Criterion	Recovery [%]	En-Score
2,4,5-Trichlorophenoxyacetic acid	µg/l	0.203 ± 0.0109	0.185 ± 0.057	0.0405	91.3	-0.15
2,4-D (2,4-Dichlorphenoxyaceticacid)	µg/l	0.504 ± 0.0251	0.523 ± 0.13	0.0806	104	0.07
Alachlor	µg/l	0.671 ± 0.0501	0.636 ± 0.253	0.0806	94.7	-0.07

Parameter	Unit	Assigned value ± U (k=2)	Result ± U	Criterion	Recovery [%]	En-Score
Alachlor-t-acid (Alachlor-OA)	µg/l	0.187 ± 0.00787	- ± -	0.0337	-	-
Alachlor-t-sulfonic acid (Alachlor-ESA)	µg/l	0.659 ± 0.0496	- ± -	0.119	-	-
AMPA	µg/l	0.872 ± 0.0427	1.04 ± 0.151	0.148	119	0.55
Bentazone	µg/l	0.131 ± 0.00602	0.127 ± 0.023	0.0197	96.7	-0.09
Dicamba	µg/l	0.559 ± 0.0476	- ± -	0.106	-	-
Dichlorprop	µg/l	0.179 ± 0.00935	0.214 ± 0.077	0.0214	120	0.23
Glufosinate	µg/l	0.158 ± 0.0385	- ± -	0.0474	-	-
Glyphosate	µg/l	0.555 ± 0.0236	0.571 ± 0.068	0.122	103	0.12
MCP (Mecoprop)	µg/l	0.251 ± 0.0127	0.291 ± 0.086	0.0327	116	0.23
Metazachlor	µg/l	0.167 ± 0.0108	0.192 ± 0.096	0.0184	115	0.13
Metazachlor ethane sulfonic acid (Metazachlor-ESA)	µg/l	0.243 ± 0.0146	- ± -	0.0535	-	-
Metazachlor oxanilic acid (Metazachlor-OA)	µg/l	- ± -	- ± -	-	-	-
Metolachlor	µg/l	0.399 ± 0.0242	0.331 ± 0.106	0.0559	82.9	-0.32
s-Metolachlor ethanesulfonic acid (Metolachlor-ESA)	µg/l	0.249 ± 0.0267	- ± -	0.0524	-	-
s-Metolachlor oxanilic acid (Metolachlor-OA)	µg/l	0.664 ± 0.0359	- ± -	0.0996	-	-



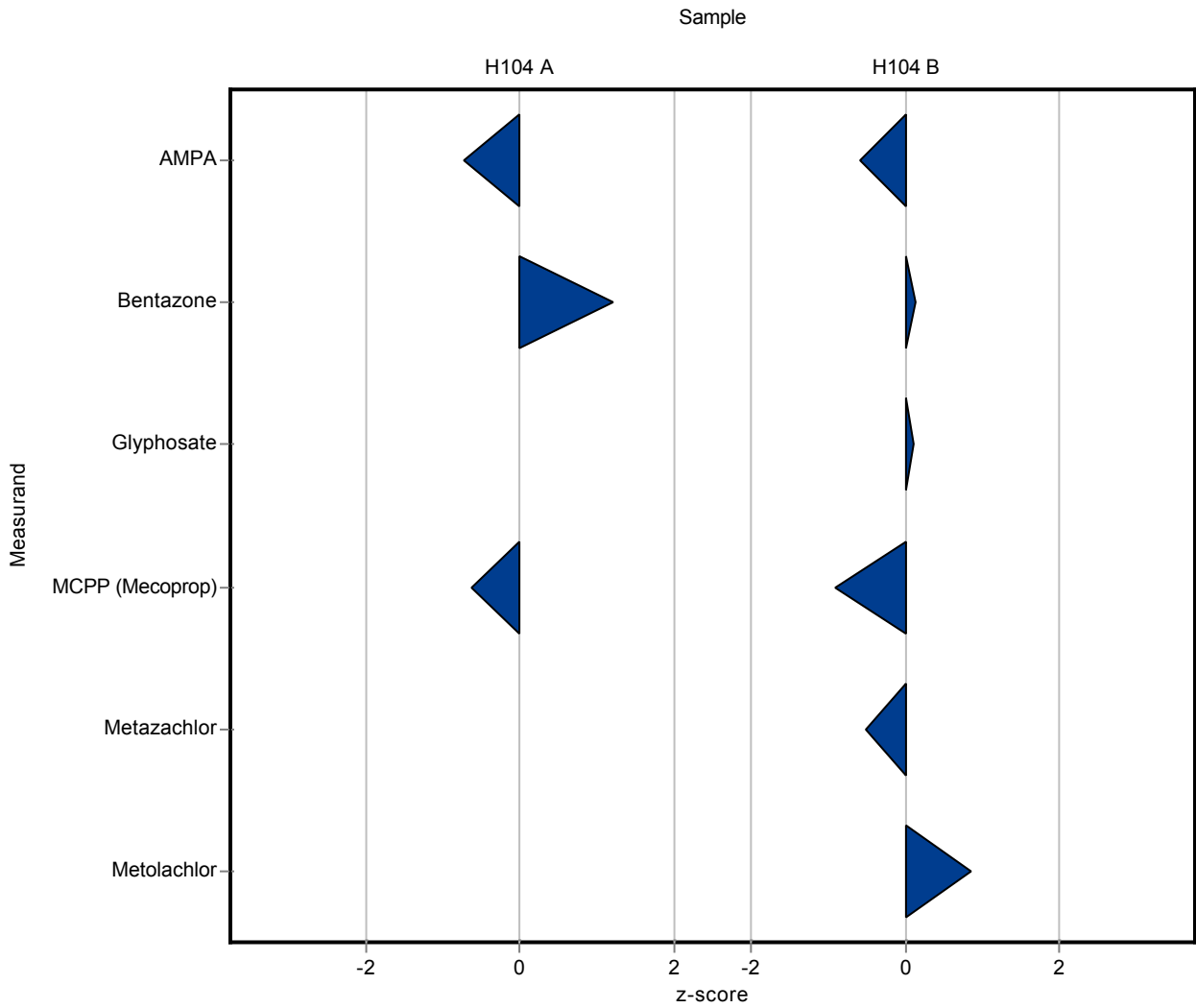
Sample: H104A

Parameter	Unit	Assigned value ± U (k=2)	Result ± U	Criterion	Recovery [%]	z-Score
2,4,5-Trichlorophenoxyacetic acid	µg/l	0.369 ± 0.0199	- ± -	0.0739	-	-
2,4-D (2,4-Dichlorphenoxyaceticacid)	µg/l	0.126 ± 0.00887	- ± -	0.0201	-	-
Alachlor	µg/l	0.227 ± 0.0159	- ± -	0.0272	-	-
Alachlor-t-acid (Alachlor-OA)	µg/l	0.842 ± 0.0513	- ± -	0.152	-	-
Alachlor-t-sulfonic acid (Alachlor-ESA)	µg/l	0.146 ± 0.0128	- ± -	0.0262	-	-
AMPA	µg/l	0.187 ± 0.00936	0.1644 ± 0.0329	0.0319	87.7	-0.72
Bentazone	µg/l	0.119 ± 0.00731	0.141 ± 0.049	0.0179	118	1.20
Dicamba	µg/l	0.193 ± 0.0198	- ± -	0.0367	-	-
Dichlorprop	µg/l	0.102 ± 0.00597	- ± -	0.0122	-	-
Glufosinate	µg/l	0.339 ± 0.114	- ± -	0.102	-	-
Glyphosate	µg/l	- ± -	<0.01 (LOQ) ± -	-	-	-
MCPP (Mecoprop)	µg/l	0.237 ± 0.0112	0.218 ± 0.031	0.0308	91.9	-0.62
Metazachlor	µg/l	- ± -	<0.01 (LOQ) ± -	-	-	-
Metazachlor ethane sulfonic acid (Metazachlor-ESA)	µg/l	0.744 ± 0.0438	- ± -	0.164	-	-
Metazachlor oxanilic acid (Metazachlor-OA)	µg/l	0.263 ± 0.0104	- ± -	0.0553	-	-
Metolachlor	µg/l	- ± -	<0.01 (LOQ) ± -	-	-	-
s-Metolachlor ethanesulfonic acid (Metolachlor-ESA)	µg/l	0.57 ± 0.0587	- ± -	0.12	-	-
s-Metolachlor oxanilic acid (Metolachlor-OA)	µg/l	0.504 ± 0.0308	- ± -	0.0756	-	-

Sample: H104B

Parameter	Unit	Assigned value ± U (k=2)	Result ± U	Criterion	Recovery [%]	z-Score
2,4,5-Trichlorophenoxyacetic acid	µg/l	0.203 ± 0.0109	- ± -	0.0405	-	-
2,4-D (2,4-Dichlorphenoxyaceticacid)	µg/l	0.504 ± 0.0251	- ± -	0.0806	-	-
Alachlor	µg/l	0.671 ± 0.0501	- ± -	0.0806	-	-

Parameter	Unit	Assigned value ± U (k=2)	Result ± U	Criterion	Recovery [%]	z-Score
Alachlor-t-acid (Alachlor-OA)	µg/l	0.187 ± 0.00787	- ± -	0.0337	-	-
Alachlor-t-sulfonic acid (Alachlor-ESA)	µg/l	0.659 ± 0.0496	- ± -	0.119	-	-
AMPA	µg/l	0.872 ± 0.0427	0.786 ± 0.1572	0.148	90.2	-0.58
Bentazone	µg/l	0.131 ± 0.00602	0.134 ± 0.047	0.0197	102	0.13
Dicamba	µg/l	0.559 ± 0.0476	- ± -	0.106	-	-
Dichlorprop	µg/l	0.179 ± 0.00935	- ± -	0.0214	-	-
Glufosinate	µg/l	0.158 ± 0.0385	- ± -	0.0474	-	-
Glyphosate	µg/l	0.555 ± 0.0236	0.567 ± 0.1134	0.122	102	0.10
MCPP (Mecoprop)	µg/l	0.251 ± 0.0127	0.221 ± 0.031	0.0327	88	-0.93
Metazachlor	µg/l	0.167 ± 0.0108	0.158 ± 0.032	0.0184	94.4	-0.51
Metazachlor ethane sulfonic acid (Metazachlor-ESA)	µg/l	0.243 ± 0.0146	- ± -	0.0535	-	-
Metazachlor oxanilic acid (Metazachlor-OA)	µg/l	- ± -	- ± -	-	-	-
Metolachlor	µg/l	0.399 ± 0.0242	0.446 ± 0.121	0.0559	112	0.84
s-Metolachlor ethanesulfonic acid (Metolachlor-ESA)	µg/l	0.249 ± 0.0267	- ± -	0.0524	-	-
s-Metolachlor oxanilic acid (Metolachlor-OA)	µg/l	0.664 ± 0.0359	- ± -	0.0996	-	-



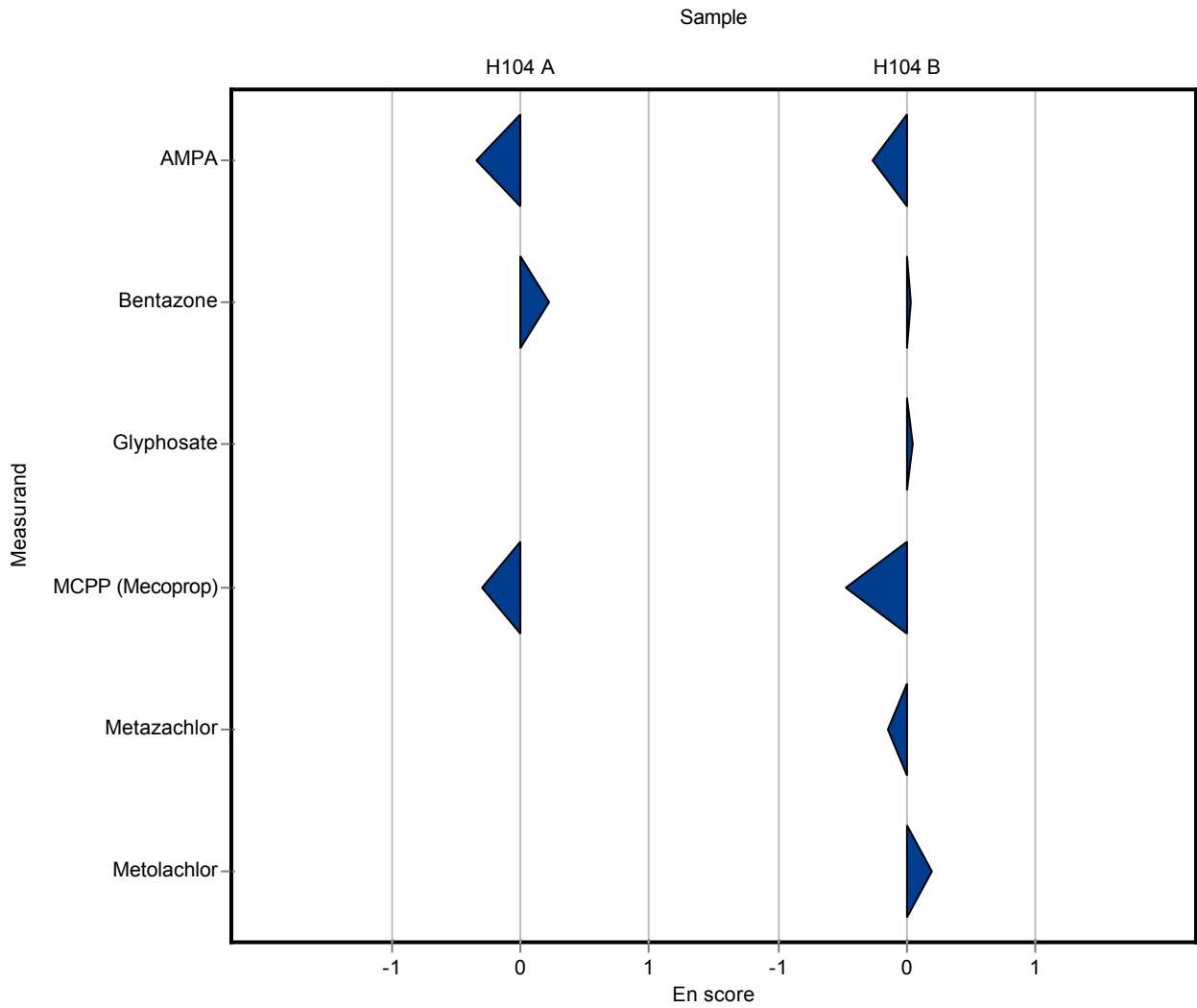
Sample: H104A

Parameter	Unit	Assigned value ± U (k=2)	Result ± U	Criterion	Recovery [%]	En-Score
2,4,5-Trichlorophenoxyacetic acid	µg/l	0.369 ± 0.0199	- ± -	0.0739	-	-
2,4-D (2,4-Dichlorphenoxyaceticacid)	µg/l	0.126 ± 0.00887	- ± -	0.0201	-	-
Alachlor	µg/l	0.227 ± 0.0159	- ± -	0.0272	-	-
Alachlor-t-acid (Alachlor-OA)	µg/l	0.842 ± 0.0513	- ± -	0.152	-	-
Alachlor-t-sulfonic acid (Alachlor-ESA)	µg/l	0.146 ± 0.0128	- ± -	0.0262	-	-
AMPA	µg/l	0.187 ± 0.00936	0.1644 ± 0.0329	0.0319	87.7	-0.35
Bentazone	µg/l	0.119 ± 0.00731	0.141 ± 0.049	0.0179	118	0.22
Dicamba	µg/l	0.193 ± 0.0198	- ± -	0.0367	-	-
Dichlorprop	µg/l	0.102 ± 0.00597	- ± -	0.0122	-	-
Glufosinate	µg/l	0.339 ± 0.114	- ± -	0.102	-	-
Glyphosate	µg/l	- ± -	<0.01 (LOQ) ± -	-	-	-
MCPP (Mecoprop)	µg/l	0.237 ± 0.0112	0.218 ± 0.031	0.0308	91.9	-0.30
Metazachlor	µg/l	- ± -	<0.01 (LOQ) ± -	-	-	-
Metazachlor ethane sulfonic acid (Metazachlor-ESA)	µg/l	0.744 ± 0.0438	- ± -	0.164	-	-
Metazachlor oxanilic acid (Metazachlor-OA)	µg/l	0.263 ± 0.0104	- ± -	0.0553	-	-
Metolachlor	µg/l	- ± -	<0.01 (LOQ) ± -	-	-	-
s-Metolachlor ethanesulfonic acid (Metolachlor-ESA)	µg/l	0.57 ± 0.0587	- ± -	0.12	-	-
s-Metolachlor oxanilic acid (Metolachlor-OA)	µg/l	0.504 ± 0.0308	- ± -	0.0756	-	-

Sample: H104B

Parameter	Unit	Assigned value ± U (k=2)	Result ± U	Criterion	Recovery [%]	En-Score
2,4,5-Trichlorophenoxyacetic acid	µg/l	0.203 ± 0.0109	- ± -	0.0405	-	-
2,4-D (2,4-Dichlorphenoxyaceticacid)	µg/l	0.504 ± 0.0251	- ± -	0.0806	-	-
Alachlor	µg/l	0.671 ± 0.0501	- ± -	0.0806	-	-

Parameter	Unit	Assigned value ± U (k=2)	Result ± U	Criterion	Recovery [%]	En-Score
Alachlor-t-acid (Alachlor-OA)	µg/l	0.187 ± 0.00787	- ± -	0.0337	-	-
Alachlor-t-sulfonic acid (Alachlor-ESA)	µg/l	0.659 ± 0.0496	- ± -	0.119	-	-
AMPA	µg/l	0.872 ± 0.0427	0.786 ± 0.1572	0.148	90.2	-0.27
Bentazone	µg/l	0.131 ± 0.00602	0.134 ± 0.047	0.0197	102	0.03
Dicamba	µg/l	0.559 ± 0.0476	- ± -	0.106	-	-
Dichlorprop	µg/l	0.179 ± 0.00935	- ± -	0.0214	-	-
Glufosinate	µg/l	0.158 ± 0.0385	- ± -	0.0474	-	-
Glyphosate	µg/l	0.555 ± 0.0236	0.567 ± 0.1134	0.122	102	0.05
MCCP (Mecoprop)	µg/l	0.251 ± 0.0127	0.221 ± 0.031	0.0327	88	-0.48
Metazachlor	µg/l	0.167 ± 0.0108	0.158 ± 0.032	0.0184	94.4	-0.14
Metazachlor ethane sulfonic acid (Metazachlor-ESA)	µg/l	0.243 ± 0.0146	- ± -	0.0535	-	-
Metazachlor oxanilic acid (Metazachlor-OA)	µg/l	- ± -	- ± -	-	-	-
Metolachlor	µg/l	0.399 ± 0.0242	0.446 ± 0.121	0.0559	112	0.19
s-Metolachlor ethanesulfonic acid (Metolachlor-ESA)	µg/l	0.249 ± 0.0267	- ± -	0.0524	-	-
s-Metolachlor oxanilic acid (Metolachlor-OA)	µg/l	0.664 ± 0.0359	- ± -	0.0996	-	-



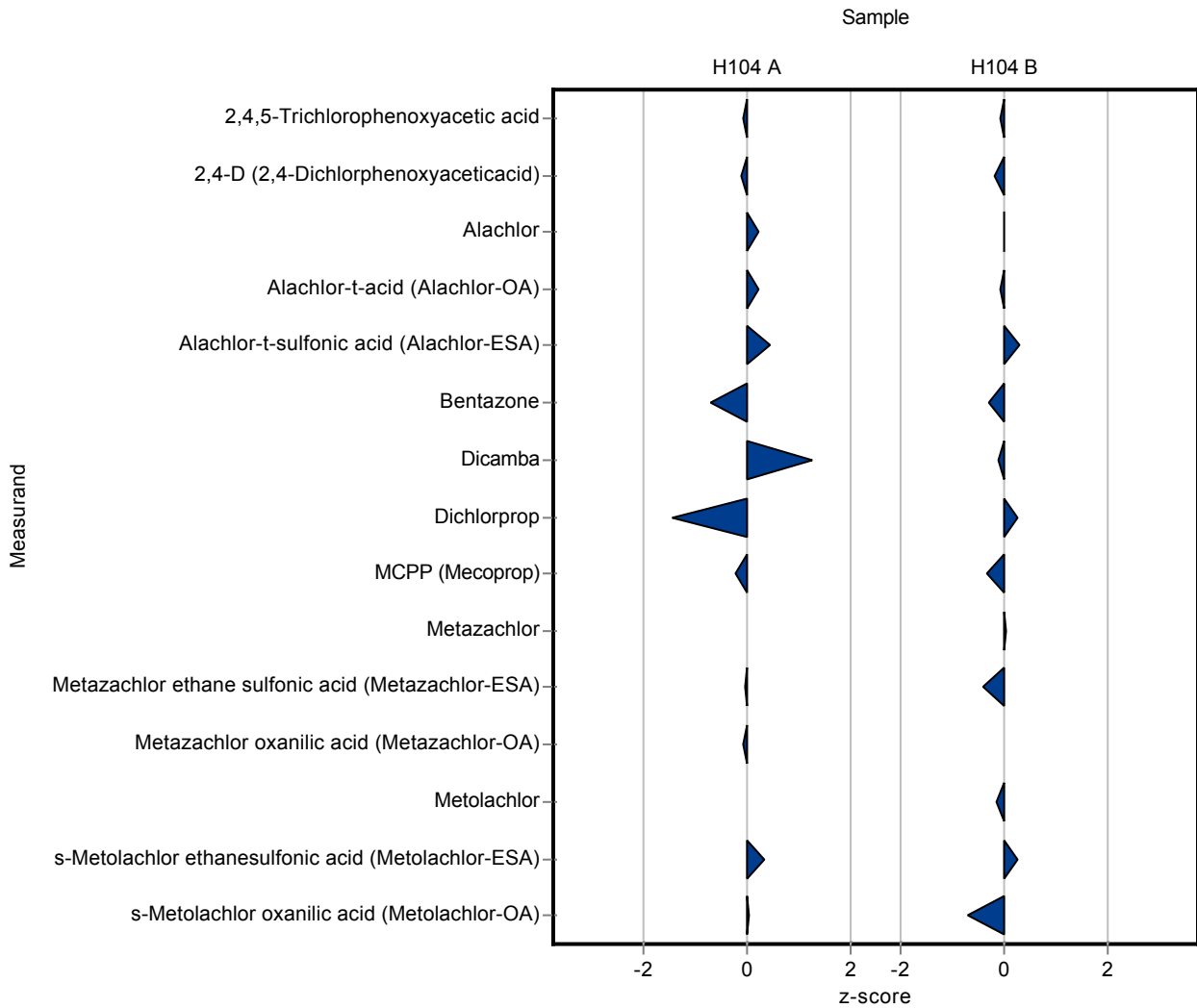
Sample: H104A

Parameter	Unit	Assigned value ± U (k=2)	Result ± U	Criterion	Recovery [%]	z-Score
2,4,5-Trichlorophenoxyacetic acid	µg/l	0.369 ± 0.0199	0.365 ± 0.055	0.0739	98.8	-0.06
2,4-D (2,4-Dichlorphenoxyaceticacid)	µg/l	0.126 ± 0.00887	0.124 ± 0.019	0.0201	98.5	-0.09
Alachlor	µg/l	0.227 ± 0.0159	0.233 ± 0.035	0.0272	103	0.22
Alachlor-t-acid (Alachlor-OA)	µg/l	0.842 ± 0.0513	0.878 ± 0.132	0.152	104	0.24
Alachlor-t-sulfonic acid (Alachlor-ESA)	µg/l	0.146 ± 0.0128	0.158 ± 0.024	0.0262	108	0.47
AMPA	µg/l	0.187 ± 0.00936	- ± -	0.0319	-	-
Bentazone	µg/l	0.119 ± 0.00731	0.107 ± 0.016	0.0179	89.6	-0.69
Dicamba	µg/l	0.193 ± 0.0198	0.239 ± 0.036	0.0367	124	1.25
Dichlorprop	µg/l	0.102 ± 0.00597	0.084 ± 0.013	0.0122	82.5	-1.46
Glufosinate	µg/l	0.339 ± 0.114	- ± -	0.102	-	-
Glyphosate	µg/l	- ± -	- ± -	-	-	-
MCPP (Mecoprop)	µg/l	0.237 ± 0.0112	0.231 ± 0.035	0.0308	97.4	-0.20
Metazachlor	µg/l	- ± -	<0.03 (LOQ) ± -	-	-	-
Metazachlor ethane sulfonic acid (Metazachlor-ESA)	µg/l	0.744 ± 0.0438	0.742 ± 0.111	0.164	99.7	-0.01
Metazachlor oxanilic acid (Metazachlor-OA)	µg/l	0.263 ± 0.0104	0.259 ± 0.039	0.0553	98.4	-0.07
Metolachlor	µg/l	- ± -	<0.03 (LOQ) ± -	-	-	-
s-Metolachlor ethanesulfonic acid (Metolachlor-ESA)	µg/l	0.57 ± 0.0587	0.609 ± 0.091	0.12	107	0.33
s-Metolachlor oxanilic acid (Metolachlor-OA)	µg/l	0.504 ± 0.0308	0.506 ± 0.076	0.0756	100	0.03

Sample: H104B

Parameter	Unit	Assigned value ± U (k=2)	Result ± U	Criterion	Recovery [%]	z-Score
2,4,5-Trichlorophenoxyacetic acid	µg/l	0.203 ± 0.0109	0.199 ± 0.03	0.0405	98.2	-0.09
2,4-D (2,4-Dichlorphenoxyaceticacid)	µg/l	0.504 ± 0.0251	0.487 ± 0.073	0.0806	96.6	-0.21
Alachlor	µg/l	0.671 ± 0.0501	0.67 ± 0.101	0.0806	99.8	-0.02

Parameter	Unit	Assigned value ± U (k=2)	Result ± U	Criterion	Recovery [%]	z-Score
Alachlor-t-acid (Alachlor-OA)	µg/l	0.187 ± 0.00787	0.184 ± 0.028	0.0337	98.3	-0.10
Alachlor-t-sulfonic acid (Alachlor-ESA)	µg/l	0.659 ± 0.0496	0.692 ± 0.104	0.119	105	0.28
AMPA	µg/l	0.872 ± 0.0427	- ± -	0.148	-	-
Bentazone	µg/l	0.131 ± 0.00602	0.125 ± 0.019	0.0197	95.2	-0.32
Dicamba	µg/l	0.559 ± 0.0476	0.546 ± 0.082	0.106	97.7	-0.12
Dichlorprop	µg/l	0.179 ± 0.00935	0.184 ± 0.028	0.0214	103	0.25
Glufosinate	µg/l	0.158 ± 0.0385	- ± -	0.0474	-	-
Glyphosate	µg/l	0.555 ± 0.0236	- ± -	0.122	-	-
MCPP (Mecoprop)	µg/l	0.251 ± 0.0127	0.24 ± 0.036	0.0327	95.5	-0.34
Metazachlor	µg/l	0.167 ± 0.0108	0.168 ± 0.025	0.0184	100	0.04
Metazachlor ethane sulfonic acid (Metazachlor-ESA)	µg/l	0.243 ± 0.0146	0.221 ± 0.033	0.0535	90.9	-0.41
Metazachlor oxanilic acid (Metazachlor-OA)	µg/l	- ± -	<0.03 (LOQ) ± -	-	-	-
Metolachlor	µg/l	0.399 ± 0.0242	0.391 ± 0.059	0.0559	98	-0.14
s-Metolachlor ethanesulfonic acid (Metolachlor-ESA)	µg/l	0.249 ± 0.0267	0.263 ± 0.039	0.0524	105	0.26
s-Metolachlor oxanilic acid (Metolachlor-OA)	µg/l	0.664 ± 0.0359	0.594 ± 0.089	0.0996	89.5	-0.70



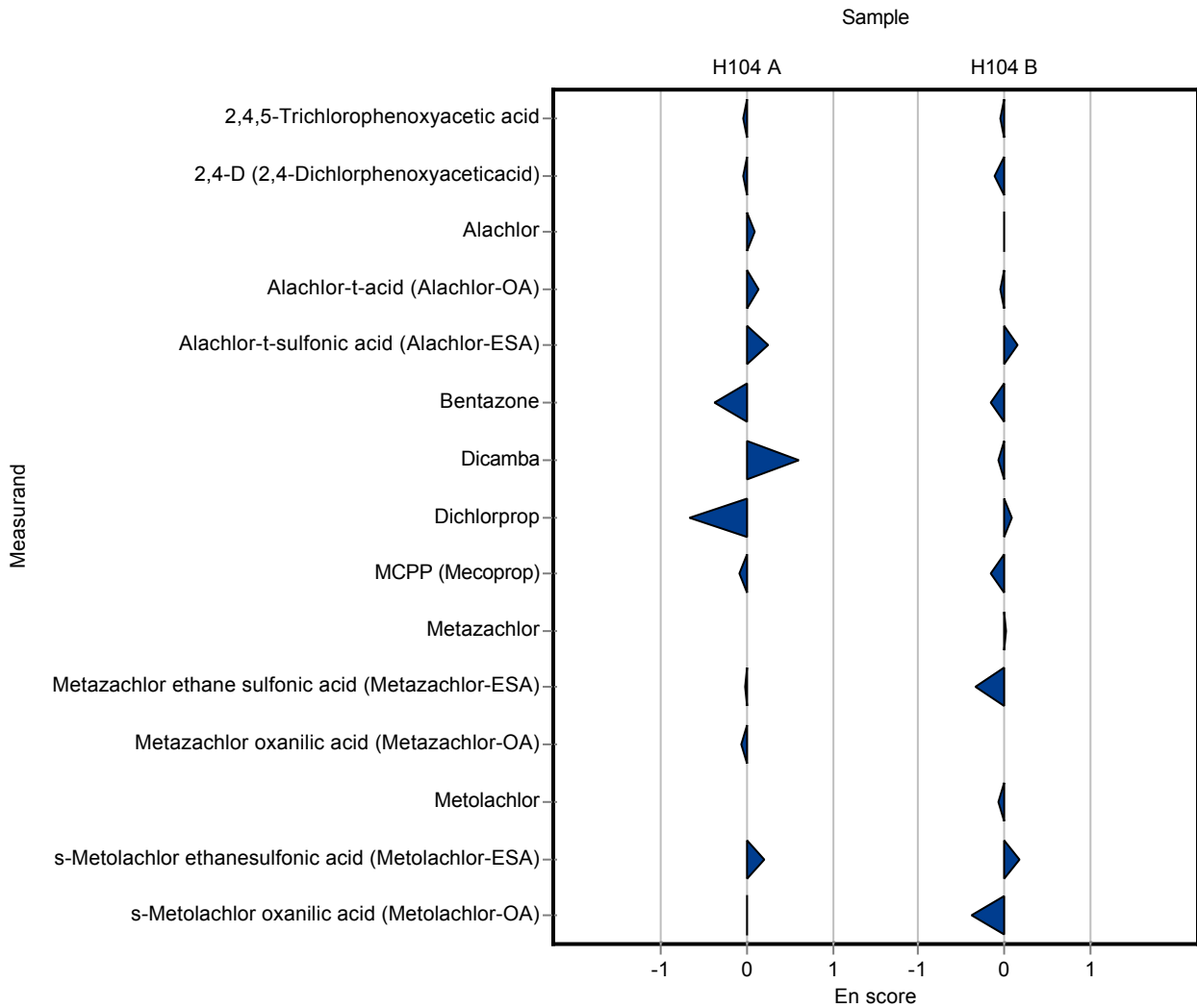
Sample: H104A

Parameter	Unit	Assigned value ± U (k=2)	Result ± U	Criterion	Recovery [%]	En-Score
2,4,5-Trichlorophenoxyacetic acid	µg/l	0.369 ± 0.0199	0.365 ± 0.055	0.0739	98.8	-0.04
2,4-D (2,4-Dichlorphenoxyaceticacid)	µg/l	0.126 ± 0.00887	0.124 ± 0.019	0.0201	98.5	-0.05
Alachlor	µg/l	0.227 ± 0.0159	0.233 ± 0.035	0.0272	103	0.08
Alachlor-t-acid (Alachlor-OA)	µg/l	0.842 ± 0.0513	0.878 ± 0.132	0.152	104	0.13
Alachlor-t-sulfonic acid (Alachlor-ESA)	µg/l	0.146 ± 0.0128	0.158 ± 0.024	0.0262	108	0.25
AMPA	µg/l	0.187 ± 0.00936	- ± -	0.0319	-	-
Bentazone	µg/l	0.119 ± 0.00731	0.107 ± 0.016	0.0179	89.6	-0.38
Dicamba	µg/l	0.193 ± 0.0198	0.239 ± 0.036	0.0367	124	0.62
Dichlorprop	µg/l	0.102 ± 0.00597	0.084 ± 0.013	0.0122	82.5	-0.67
Glufosinate	µg/l	0.339 ± 0.114	- ± -	0.102	-	-
Glyphosate	µg/l	- ± -	- ± -	-	-	-
MCPP (Mecoprop)	µg/l	0.237 ± 0.0112	0.231 ± 0.035	0.0308	97.4	-0.09
Metazachlor	µg/l	- ± -	<0.03 (LOQ) ± -	-	-	-
Metazachlor ethane sulfonic acid (Metazachlor-ESA)	µg/l	0.744 ± 0.0438	0.742 ± 0.111	0.164	99.7	-0.01
Metazachlor oxanilic acid (Metazachlor-OA)	µg/l	0.263 ± 0.0104	0.259 ± 0.039	0.0553	98.4	-0.05
Metolachlor	µg/l	- ± -	<0.03 (LOQ) ± -	-	-	-
s-Metolachlor ethanesulfonic acid (Metolachlor-ESA)	µg/l	0.57 ± 0.0587	0.609 ± 0.091	0.12	107	0.20
s-Metolachlor oxanilic acid (Metolachlor-OA)	µg/l	0.504 ± 0.0308	0.506 ± 0.076	0.0756	100	0.01

Sample: H104B

Parameter	Unit	Assigned value ± U (k=2)	Result ± U	Criterion	Recovery [%]	En-Score
2,4,5-Trichlorophenoxyacetic acid	µg/l	0.203 ± 0.0109	0.199 ± 0.03	0.0405	98.2	-0.06
2,4-D (2,4-Dichlorphenoxyaceticacid)	µg/l	0.504 ± 0.0251	0.487 ± 0.073	0.0806	96.6	-0.12
Alachlor	µg/l	0.671 ± 0.0501	0.67 ± 0.101	0.0806	99.8	-0.01

Parameter	Unit	Assigned value ± U (k=2)	Result ± U	Criterion	Recovery [%]	En-Score
Alachlor-t-acid (Alachlor-OA)	µg/l	0.187 ± 0.00787	0.184 ± 0.028	0.0337	98.3	-0.06
Alachlor-t-sulfonic acid (Alachlor-ESA)	µg/l	0.659 ± 0.0496	0.692 ± 0.104	0.119	105	0.15
AMPA	µg/l	0.872 ± 0.0427	- ± -	0.148	-	-
Bentazone	µg/l	0.131 ± 0.00602	0.125 ± 0.019	0.0197	95.2	-0.17
Dicamba	µg/l	0.559 ± 0.0476	0.546 ± 0.082	0.106	97.7	-0.07
Dichlorprop	µg/l	0.179 ± 0.00935	0.184 ± 0.028	0.0214	103	0.09
Glufosinate	µg/l	0.158 ± 0.0385	- ± -	0.0474	-	-
Glyphosate	µg/l	0.555 ± 0.0236	- ± -	0.122	-	-
MCP (Mecoprop)	µg/l	0.251 ± 0.0127	0.24 ± 0.036	0.0327	95.5	-0.15
Metazachlor	µg/l	0.167 ± 0.0108	0.168 ± 0.025	0.0184	100	0.01
Metazachlor ethane sulfonic acid (Metazachlor-ESA)	µg/l	0.243 ± 0.0146	0.221 ± 0.033	0.0535	90.9	-0.33
Metazachlor oxanilic acid (Metazachlor-OA)	µg/l	- ± -	<0.03 (LOQ) ± -	-	-	-
Metolachlor	µg/l	0.399 ± 0.0242	0.391 ± 0.059	0.0559	98	-0.07
s-Metolachlor ethanesulfonic acid (Metolachlor-ESA)	µg/l	0.249 ± 0.0267	0.263 ± 0.039	0.0524	105	0.16
s-Metolachlor oxanilic acid (Metolachlor-OA)	µg/l	0.664 ± 0.0359	0.594 ± 0.089	0.0996	89.5	-0.38



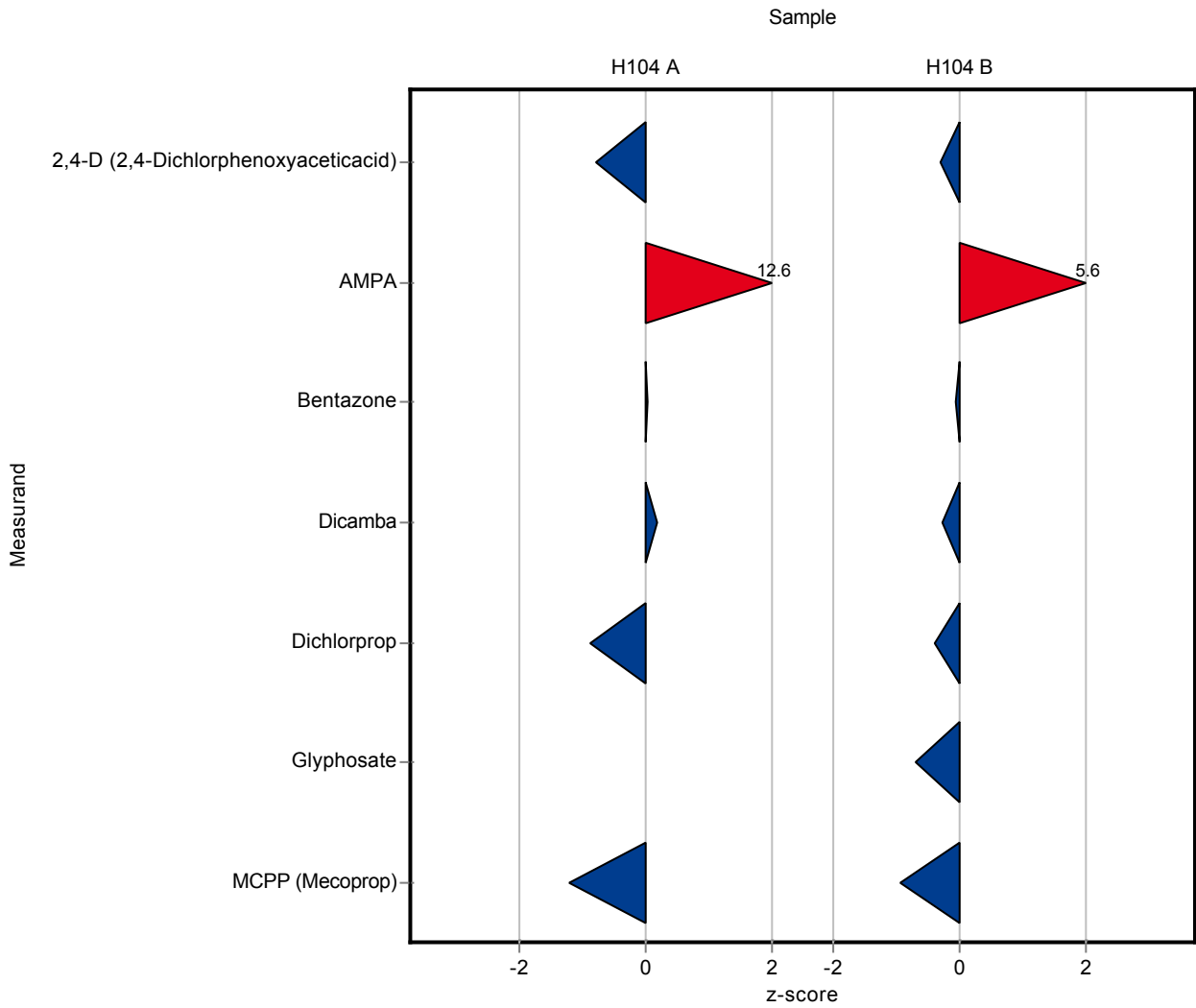
Sample: H104A

Parameter	Unit	Assigned value ± U (k=2)	Result ± U	Criterion	Recovery [%]	z-Score
2,4,5-Trichlorophenoxyacetic acid	µg/l	0.369 ± 0.0199	- ± -	0.0739	-	-
2,4-D (2,4-Dichlorphenoxyaceticacid)	µg/l	0.126 ± 0.00887	0.11 ± 0.03	0.0201	87.4	-0.79
Alachlor	µg/l	0.227 ± 0.0159	- ± -	0.0272	-	-
Alachlor-t-acid (Alachlor-OA)	µg/l	0.842 ± 0.0513	- ± -	0.152	-	-
Alachlor-t-sulfonic acid (Alachlor-ESA)	µg/l	0.146 ± 0.0128	- ± -	0.0262	-	-
AMPA	µg/l	0.187 ± 0.00936	0.59 ± 0.29	0.0319	315	12.60
Bentazone	µg/l	0.119 ± 0.00731	0.12 ± 0.04	0.0179	100	0.03
Dicamba	µg/l	0.193 ± 0.0198	0.2 ± 0.06	0.0367	104	0.19
Dichlorprop	µg/l	0.102 ± 0.00597	0.091 ± 0.027	0.0122	89.4	-0.89
Glufosinate	µg/l	0.339 ± 0.114	- ± -	0.102	-	-
Glyphosate	µg/l	- ± -	<0.05 (LOQ) ± -	-	-	-
MCPP (Mecoprop)	µg/l	0.237 ± 0.0112	0.2 ± 0.07	0.0308	84.3	-1.21
Metazachlor	µg/l	- ± -	- ± -	-	-	-
Metazachlor ethane sulfonic acid (Metazachlor-ESA)	µg/l	0.744 ± 0.0438	- ± -	0.164	-	-
Metazachlor oxanilic acid (Metazachlor-OA)	µg/l	0.263 ± 0.0104	- ± -	0.0553	-	-
Metolachlor	µg/l	- ± -	- ± -	-	-	-
s-Metolachlor ethanesulfonic acid (Metolachlor-ESA)	µg/l	0.57 ± 0.0587	- ± -	0.12	-	-
s-Metolachlor oxanilic acid (Metolachlor-OA)	µg/l	0.504 ± 0.0308	- ± -	0.0756	-	-

Sample: H104B

Parameter	Unit	Assigned value ± U (k=2)	Result ± U	Criterion	Recovery [%]	z-Score
2,4,5-Trichlorophenoxyacetic acid	µg/l	0.203 ± 0.0109	- ± -	0.0405	-	-
2,4-D (2,4-Dichlorphenoxyaceticacid)	µg/l	0.504 ± 0.0251	0.48 ± 0.14	0.0806	95.2	-0.30
Alachlor	µg/l	0.671 ± 0.0501	- ± -	0.0806	-	-

Parameter	Unit	Assigned value ± U (k=2)	Result ± U	Criterion	Recovery [%]	z-Score
Alachlor-t-acid (Alachlor-OA)	µg/l	0.187 ± 0.00787	- ± -	0.0337	-	-
Alachlor-t-sulfonic acid (Alachlor-ESA)	µg/l	0.659 ± 0.0496	- ± -	0.119	-	-
AMPA	µg/l	0.872 ± 0.0427	1.7 ± 0.9	0.148	195	5.59
Bentazone	µg/l	0.131 ± 0.00602	0.13 ± 0.05	0.0197	99	-0.07
Dicamba	µg/l	0.559 ± 0.0476	0.53 ± 0.16	0.106	94.9	-0.27
Dichlorprop	µg/l	0.179 ± 0.00935	0.17 ± 0.05	0.0214	95.2	-0.40
Glufosinate	µg/l	0.158 ± 0.0385	- ± -	0.0474	-	-
Glyphosate	µg/l	0.555 ± 0.0236	0.47 ± 0.24	0.122	84.7	-0.70
MCPP (Mecoprop)	µg/l	0.251 ± 0.0127	0.22 ± 0.07	0.0327	87.6	-0.95
Metazachlor	µg/l	0.167 ± 0.0108	- ± -	0.0184	-	-
Metazachlor ethane sulfonic acid (Metazachlor-ESA)	µg/l	0.243 ± 0.0146	- ± -	0.0535	-	-
Metazachlor oxanilic acid (Metazachlor-OA)	µg/l	- ± -	- ± -	-	-	-
Metolachlor	µg/l	0.399 ± 0.0242	- ± -	0.0559	-	-
s-Metolachlor ethanesulfonic acid (Metolachlor-ESA)	µg/l	0.249 ± 0.0267	- ± -	0.0524	-	-
s-Metolachlor oxanilic acid (Metolachlor-OA)	µg/l	0.664 ± 0.0359	- ± -	0.0996	-	-



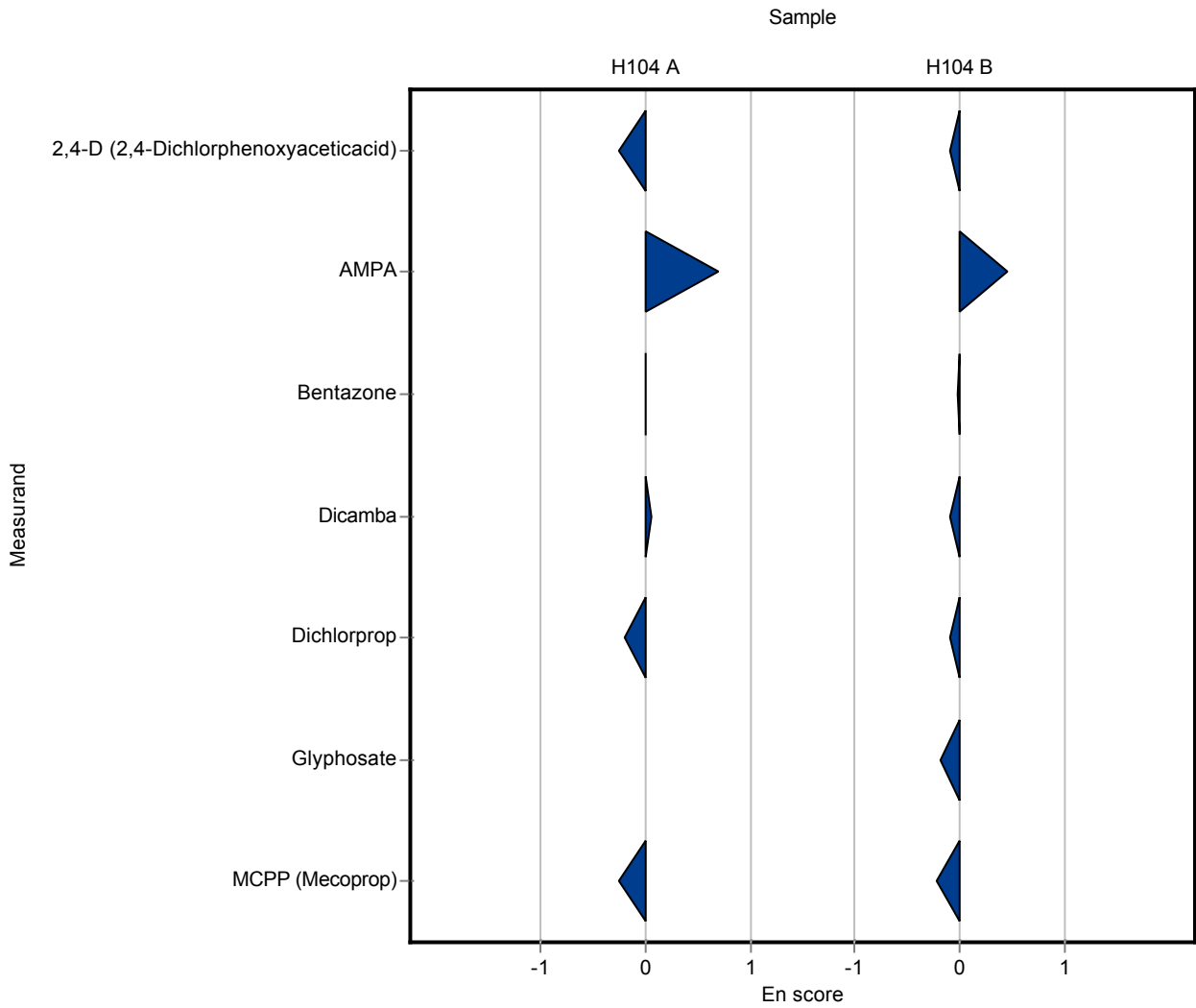
Sample: H104A

Parameter	Unit	Assigned value ± U (k=2)	Result ± U	Criterion	Recovery [%]	En-Score
2,4,5-Trichlorophenoxyacetic acid	µg/l	0.369 ± 0.0199	- ± -	0.0739	-	-
2,4-D (2,4-Dichlorphenoxyaceticacid)	µg/l	0.126 ± 0.00887	0.11 ± 0.03	0.0201	87.4	-0.26
Alachlor	µg/l	0.227 ± 0.0159	- ± -	0.0272	-	-
Alachlor-t-acid (Alachlor-OA)	µg/l	0.842 ± 0.0513	- ± -	0.152	-	-
Alachlor-t-sulfonic acid (Alachlor-ESA)	µg/l	0.146 ± 0.0128	- ± -	0.0262	-	-
AMPA	µg/l	0.187 ± 0.00936	0.59 ± 0.29	0.0319	315	0.69
Bentazone	µg/l	0.119 ± 0.00731	0.12 ± 0.04	0.0179	100	0.01
Dicamba	µg/l	0.193 ± 0.0198	0.2 ± 0.06	0.0367	104	0.06
Dichlorprop	µg/l	0.102 ± 0.00597	0.091 ± 0.027	0.0122	89.4	-0.20
Glufosinate	µg/l	0.339 ± 0.114	- ± -	0.102	-	-
Glyphosate	µg/l	- ± -	<0.05 (LOQ) ± -	-	-	-
MCPP (Mecoprop)	µg/l	0.237 ± 0.0112	0.2 ± 0.07	0.0308	84.3	-0.27
Metazachlor	µg/l	- ± -	- ± -	-	-	-
Metazachlor ethane sulfonic acid (Metazachlor-ESA)	µg/l	0.744 ± 0.0438	- ± -	0.164	-	-
Metazachlor oxanilic acid (Metazachlor-OA)	µg/l	0.263 ± 0.0104	- ± -	0.0553	-	-
Metolachlor	µg/l	- ± -	- ± -	-	-	-
s-Metolachlor ethanesulfonic acid (Metolachlor-ESA)	µg/l	0.57 ± 0.0587	- ± -	0.12	-	-
s-Metolachlor oxanilic acid (Metolachlor-OA)	µg/l	0.504 ± 0.0308	- ± -	0.0756	-	-

Sample: H104B

Parameter	Unit	Assigned value ± U (k=2)	Result ± U	Criterion	Recovery [%]	En-Score
2,4,5-Trichlorophenoxyacetic acid	µg/l	0.203 ± 0.0109	- ± -	0.0405	-	-
2,4-D (2,4-Dichlorphenoxyaceticacid)	µg/l	0.504 ± 0.0251	0.48 ± 0.14	0.0806	95.2	-0.09
Alachlor	µg/l	0.671 ± 0.0501	- ± -	0.0806	-	-

Parameter	Unit	Assigned value ± U (k=2)	Result ± U	Criterion Recovery [%]	En-Score
Alachlor-t-acid (Alachlor-OA)	µg/l	0.187 ± 0.00787	- ± -	0.0337	-
Alachlor-t-sulfonic acid (Alachlor-ESA)	µg/l	0.659 ± 0.0496	- ± -	0.119	-
AMPA	µg/l	0.872 ± 0.0427	1.7 ± 0.9	0.148	195
Bentazone	µg/l	0.131 ± 0.00602	0.13 ± 0.05	0.0197	99
Dicamba	µg/l	0.559 ± 0.0476	0.53 ± 0.16	0.106	94.9
Dichlorprop	µg/l	0.179 ± 0.00935	0.17 ± 0.05	0.0214	95.2
Glufosinate	µg/l	0.158 ± 0.0385	- ± -	0.0474	-
Glyphosate	µg/l	0.555 ± 0.0236	0.47 ± 0.24	0.122	84.7
MCP (Mecoprop)	µg/l	0.251 ± 0.0127	0.22 ± 0.07	0.0327	87.6
Metazachlor	µg/l	0.167 ± 0.0108	- ± -	0.0184	-
Metazachlor ethane sulfonic acid (Metazachlor-ESA)	µg/l	0.243 ± 0.0146	- ± -	0.0535	-
Metazachlor oxanilic acid (Metazachlor-OA)	µg/l	- ± -	- ± -	-	-
Metolachlor	µg/l	0.399 ± 0.0242	- ± -	0.0559	-
s-Metolachlor ethanesulfonic acid (Metolachlor-ESA)	µg/l	0.249 ± 0.0267	- ± -	0.0524	-
s-Metolachlor oxanilic acid (Metolachlor-OA)	µg/l	0.664 ± 0.0359	- ± -	0.0996	-



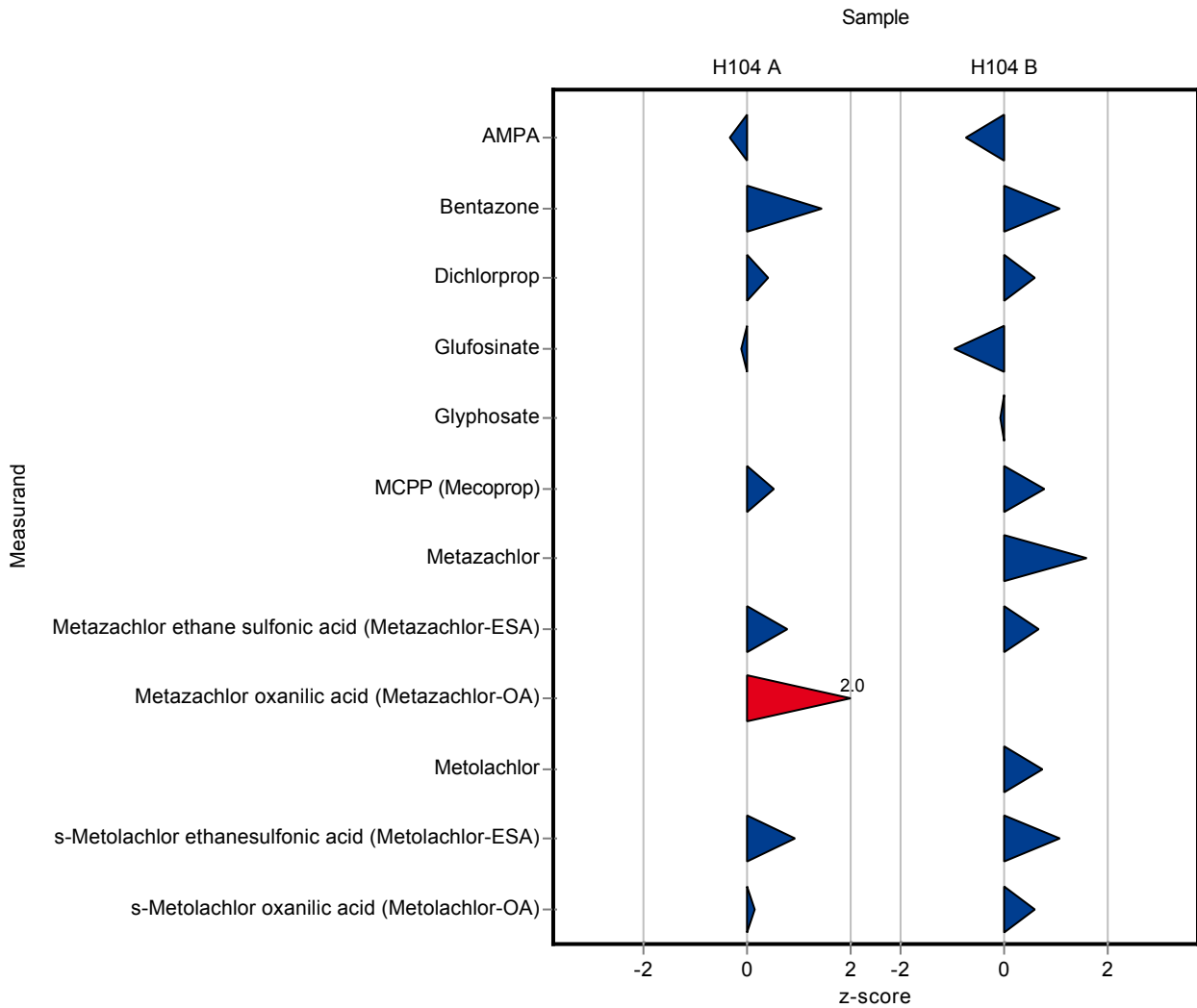
Sample: H104A

Parameter	Unit	Assigned value ± U (k=2)	Result ± U	Criterion	Recovery [%]	z-Score
2,4,5-Trichlorophenoxyacetic acid	µg/l	0.369 ± 0.0199	- ± -	0.0739	-	-
2,4-D (2,4-Dichlorphenoxyaceticacid)	µg/l	0.126 ± 0.00887	- ± -	0.0201	-	-
Alachlor	µg/l	0.227 ± 0.0159	- ± -	0.0272	-	-
Alachlor-t-acid (Alachlor-OA)	µg/l	0.842 ± 0.0513	- ± -	0.152	-	-
Alachlor-t-sulfonic acid (Alachlor-ESA)	µg/l	0.146 ± 0.0128	- ± -	0.0262	-	-
AMPA	µg/l	0.187 ± 0.00936	0.1775 ± 0.018	0.0319	94.7	-0.31
Bentazone	µg/l	0.119 ± 0.00731	0.1455 ± 0.015	0.0179	122	1.46
Dicamba	µg/l	0.193 ± 0.0198	- ± -	0.0367	-	-
Dichlorprop	µg/l	0.102 ± 0.00597	0.1069 ± 0.011	0.0122	105	0.42
Glufosinate	µg/l	0.339 ± 0.114	0.329 ± 0.033	0.102	97.1	-0.10
Glyphosate	µg/l	- ± -	<0.03 (LOQ) ± -	-	-	-
MCPP (Mecoprop)	µg/l	0.237 ± 0.0112	0.2535 ± 0.025	0.0308	107	0.53
Metazachlor	µg/l	- ± -	<0.03 (LOQ) ± -	-	-	-
Metazachlor ethane sulfonic acid (Metazachlor-ESA)	µg/l	0.744 ± 0.0438	0.8735 ± 0.087	0.164	117	0.79
Metazachlor oxanilic acid (Metazachlor-OA)	µg/l	0.263 ± 0.0104	0.3745 ± 0.037	0.0553	142	2.02
Metolachlor	µg/l	- ± -	<0.03 (LOQ) ± -	-	-	-
s-Metolachlor ethanesulfonic acid (Metolachlor-ESA)	µg/l	0.57 ± 0.0587	0.6818 ± 0.068	0.12	120	0.93
s-Metolachlor oxanilic acid (Metolachlor-OA)	µg/l	0.504 ± 0.0308	0.5144 ± 0.051	0.0756	102	0.14

Sample: H104B

Parameter	Unit	Assigned value ± U (k=2)	Result ± U	Criterion	Recovery [%]	z-Score
2,4,5-Trichlorophenoxyacetic acid	µg/l	0.203 ± 0.0109	- ± -	0.0405	-	-
2,4-D (2,4-Dichlorphenoxyaceticacid)	µg/l	0.504 ± 0.0251	- ± -	0.0806	-	-
Alachlor	µg/l	0.671 ± 0.0501	- ± -	0.0806	-	-

Parameter	Unit	Assigned value ± U (k=2)	Result ± U	Criterion	Recovery [%]	z-Score
Alachlor-t-acid (Alachlor-OA)	µg/l	0.187 ± 0.00787	- ± -	0.0337	-	-
Alachlor-t-sulfonic acid (Alachlor-ESA)	µg/l	0.659 ± 0.0496	- ± -	0.119	-	-
AMPA	µg/l	0.872 ± 0.0427	0.7585 ± 0.076	0.148	87	-0.77
Bentazone	µg/l	0.131 ± 0.00602	0.1528 ± 0.015	0.0197	116	1.09
Dicamba	µg/l	0.559 ± 0.0476	- ± -	0.106	-	-
Dichlorprop	µg/l	0.179 ± 0.00935	0.191 ± 0.019	0.0214	107	0.58
Glufosinate	µg/l	0.158 ± 0.0385	0.111 ± 0.011	0.0474	70.2	-0.99
Glyphosate	µg/l	0.555 ± 0.0236	0.5445 ± 0.054	0.122	98.1	-0.09
MCPP (Mecoprop)	µg/l	0.251 ± 0.0127	0.276 ± 0.028	0.0327	110	0.76
Metazachlor	µg/l	0.167 ± 0.0108	0.1965 ± 0.02	0.0184	117	1.59
Metazachlor ethane sulfonic acid (Metazachlor-ESA)	µg/l	0.243 ± 0.0146	0.2783 ± 0.028	0.0535	114	0.66
Metazachlor oxanilic acid (Metazachlor-OA)	µg/l	- ± -	<0.03 (LOQ) ± -	-	-	-
Metolachlor	µg/l	0.399 ± 0.0242	0.44 ± 0.044	0.0559	110	0.73
s-Metolachlor ethanesulfonic acid (Metolachlor-ESA)	µg/l	0.249 ± 0.0267	0.3064 ± 0.031	0.0524	123	1.09
s-Metolachlor oxanilic acid (Metolachlor-OA)	µg/l	0.664 ± 0.0359	0.7231 ± 0.072	0.0996	109	0.60



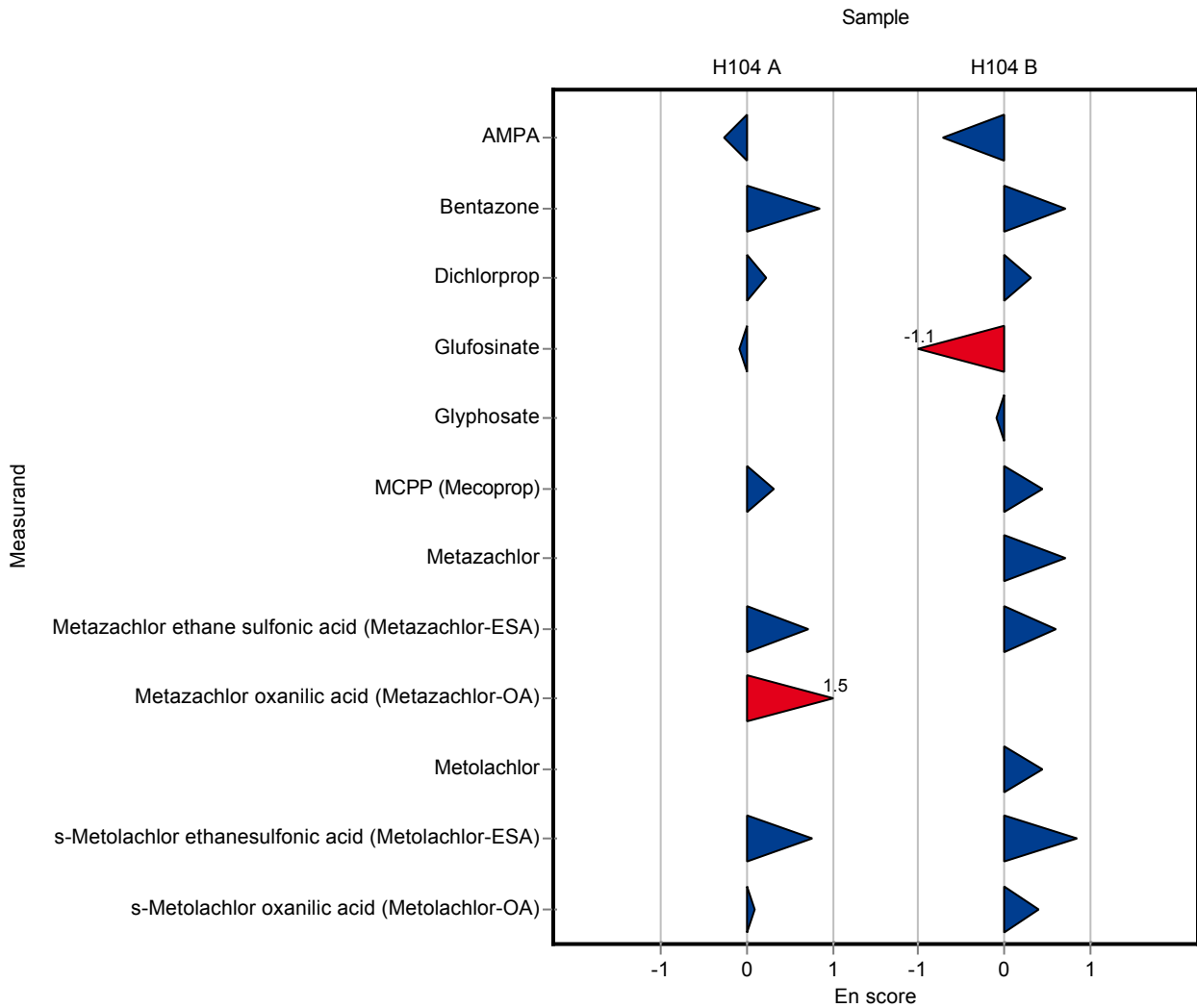
Sample: H104A

Parameter	Unit	Assigned value ± U (k=2)	Result ± U	Criterion	Recovery [%]	En-Score
2,4,5-Trichlorophenoxyacetic acid	µg/l	0.369 ± 0.0199	- ± -	0.0739	-	-
2,4-D (2,4-Dichlorphenoxyaceticacid)	µg/l	0.126 ± 0.00887	- ± -	0.0201	-	-
Alachlor	µg/l	0.227 ± 0.0159	- ± -	0.0272	-	-
Alachlor-t-acid (Alachlor-OA)	µg/l	0.842 ± 0.0513	- ± -	0.152	-	-
Alachlor-t-sulfonic acid (Alachlor-ESA)	µg/l	0.146 ± 0.0128	- ± -	0.0262	-	-
AMPA	µg/l	0.187 ± 0.00936	0.1775 ± 0.018	0.0319	94.7	-0.27
Bentazone	µg/l	0.119 ± 0.00731	0.1455 ± 0.015	0.0179	122	0.84
Dicamba	µg/l	0.193 ± 0.0198	- ± -	0.0367	-	-
Dichlorprop	µg/l	0.102 ± 0.00597	0.1069 ± 0.011	0.0122	105	0.22
Glufosinate	µg/l	0.339 ± 0.114	0.329 ± 0.033	0.102	97.1	-0.08
Glyphosate	µg/l	- ± -	<0.03 (LOQ) ± -	-	-	-
MCPP (Mecoprop)	µg/l	0.237 ± 0.0112	0.2535 ± 0.025	0.0308	107	0.32
Metazachlor	µg/l	- ± -	<0.03 (LOQ) ± -	-	-	-
Metazachlor ethane sulfonic acid (Metazachlor-ESA)	µg/l	0.744 ± 0.0438	0.8735 ± 0.087	0.164	117	0.72
Metazachlor oxanilic acid (Metazachlor-OA)	µg/l	0.263 ± 0.0104	0.3745 ± 0.037	0.0553	142	1.49
Metolachlor	µg/l	- ± -	<0.03 (LOQ) ± -	-	-	-
s-Metolachlor ethanesulfonic acid (Metolachlor-ESA)	µg/l	0.57 ± 0.0587	0.6818 ± 0.068	0.12	120	0.75
s-Metolachlor oxanilic acid (Metolachlor-OA)	µg/l	0.504 ± 0.0308	0.5144 ± 0.051	0.0756	102	0.10

Sample: H104B

Parameter	Unit	Assigned value ± U (k=2)	Result ± U	Criterion	Recovery [%]	En-Score
2,4,5-Trichlorophenoxyacetic acid	µg/l	0.203 ± 0.0109	- ± -	0.0405	-	-
2,4-D (2,4-Dichlorphenoxyaceticacid)	µg/l	0.504 ± 0.0251	- ± -	0.0806	-	-
Alachlor	µg/l	0.671 ± 0.0501	- ± -	0.0806	-	-

Parameter	Unit	Assigned value ± U (k=2)	Result ± U	Criterion	Recovery [%]	En-Score
Alachlor-t-acid (Alachlor-OA)	µg/l	0.187 ± 0.00787	- ± -	0.0337	-	-
Alachlor-t-sulfonic acid (Alachlor-ESA)	µg/l	0.659 ± 0.0496	- ± -	0.119	-	-
AMPA	µg/l	0.872 ± 0.0427	0.7585 ± 0.076	0.148	87	-0.72
Bentazone	µg/l	0.131 ± 0.00602	0.1528 ± 0.015	0.0197	116	0.70
Dicamba	µg/l	0.559 ± 0.0476	- ± -	0.106	-	-
Dichlorprop	µg/l	0.179 ± 0.00935	0.191 ± 0.019	0.0214	107	0.32
Glufosinate	µg/l	0.158 ± 0.0385	0.111 ± 0.011	0.0474	70.2	-1.06
Glyphosate	µg/l	0.555 ± 0.0236	0.5445 ± 0.054	0.122	98.1	-0.09
MCPP (Mecoprop)	µg/l	0.251 ± 0.0127	0.276 ± 0.028	0.0327	110	0.43
Metazachlor	µg/l	0.167 ± 0.0108	0.1965 ± 0.02	0.0184	117	0.70
Metazachlor ethane sulfonic acid (Metazachlor-ESA)	µg/l	0.243 ± 0.0146	0.2783 ± 0.028	0.0535	114	0.61
Metazachlor oxanilic acid (Metazachlor-OA)	µg/l	- ± -	<0.03 (LOQ) ± -	-	-	-
Metolachlor	µg/l	0.399 ± 0.0242	0.44 ± 0.044	0.0559	110	0.45
s-Metolachlor ethanesulfonic acid (Metolachlor-ESA)	µg/l	0.249 ± 0.0267	0.3064 ± 0.031	0.0524	123	0.84
s-Metolachlor oxanilic acid (Metolachlor-OA)	µg/l	0.664 ± 0.0359	0.7231 ± 0.072	0.0996	109	0.40



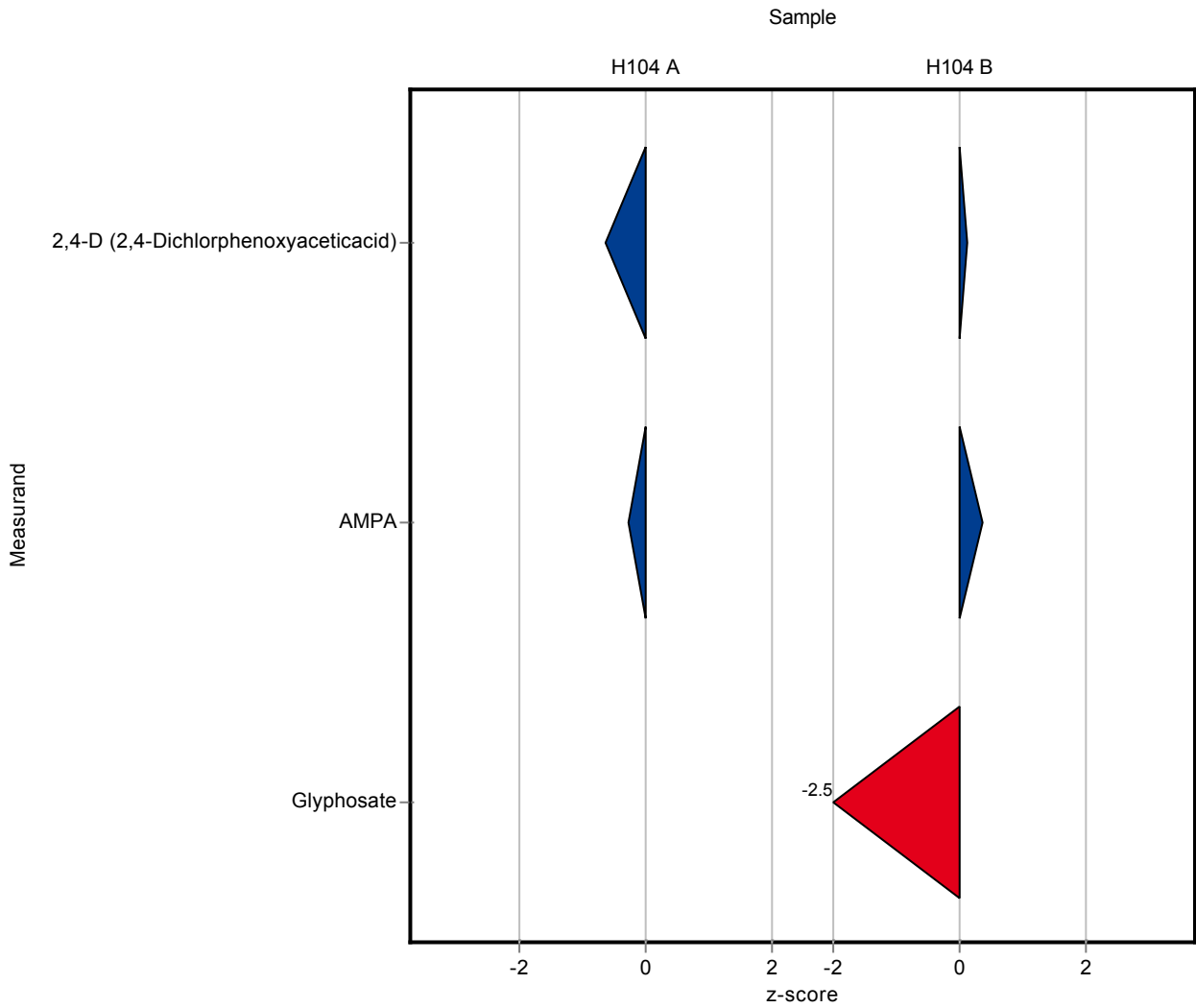
Sample: H104A

Parameter	Unit	Assigned value ± U (k=2)	Result ± U	Criterion	Recovery [%]	z-Score
2,4,5-Trichlorophenoxyacetic acid	µg/l	0.369 ± 0.0199	- ± -	0.0739	-	-
2,4-D (2,4-Dichlorphenoxyaceticacid)	µg/l	0.126 ± 0.00887	0.113 ± 0.024	0.0201	89.8	-0.64
Alachlor	µg/l	0.227 ± 0.0159	- ± -	0.0272	-	-
Alachlor-t-acid (Alachlor-OA)	µg/l	0.842 ± 0.0513	- ± -	0.152	-	-
Alachlor-t-sulfonic acid (Alachlor-ESA)	µg/l	0.146 ± 0.0128	- ± -	0.0262	-	-
AMPA	µg/l	0.187 ± 0.00936	0.179 ± 0.054	0.0319	95.5	-0.26
Bentazone	µg/l	0.119 ± 0.00731	- ± -	0.0179	-	-
Dicamba	µg/l	0.193 ± 0.0198	- ± -	0.0367	-	-
Dichlorprop	µg/l	0.102 ± 0.00597	- ± -	0.0122	-	-
Glufosinate	µg/l	0.339 ± 0.114	- ± -	0.102	-	-
Glyphosate	µg/l	- ± -	0.124 ± 0.027	-	-	-
MCPP (Mecoprop)	µg/l	0.237 ± 0.0112	- ± -	0.0308	-	-
Metazachlor	µg/l	- ± -	- ± -	-	-	-
Metazachlor ethane sulfonic acid (Metazachlor-ESA)	µg/l	0.744 ± 0.0438	- ± -	0.164	-	-
Metazachlor oxanilic acid (Metazachlor-OA)	µg/l	0.263 ± 0.0104	- ± -	0.0553	-	-
Metolachlor	µg/l	- ± -	- ± -	-	-	-
s-Metolachlor ethanesulfonic acid (Metolachlor-ESA)	µg/l	0.57 ± 0.0587	- ± -	0.12	-	-
s-Metolachlor oxanilic acid (Metolachlor-OA)	µg/l	0.504 ± 0.0308	- ± -	0.0756	-	-

Sample: H104B

Parameter	Unit	Assigned value ± U (k=2)	Result ± U	Criterion	Recovery [%]	z-Score
2,4,5-Trichlorophenoxyacetic acid	µg/l	0.203 ± 0.0109	- ± -	0.0405	-	-
2,4-D (2,4-Dichlorphenoxyaceticacid)	µg/l	0.504 ± 0.0251	0.513 ± 0.108	0.0806	102	0.11
Alachlor	µg/l	0.671 ± 0.0501	- ± -	0.0806	-	-

Parameter	Unit	Assigned value ± U (k=2)	Result ± U	Criterion Recovery [%]	z-Score
Alachlor-t-acid (Alachlor-OA)	µg/l	0.187 ± 0.00787	- ± -	0.0337	-
Alachlor-t-sulfonic acid (Alachlor-ESA)	µg/l	0.659 ± 0.0496	- ± -	0.119	-
AMPA	µg/l	0.872 ± 0.0427	0.928 ± 0.278	0.148	106
Bentazone	µg/l	0.131 ± 0.00602	- ± -	0.0197	-
Dicamba	µg/l	0.559 ± 0.0476	- ± -	0.106	-
Dichlorprop	µg/l	0.179 ± 0.00935	- ± -	0.0214	-
Glufosinate	µg/l	0.158 ± 0.0385	- ± -	0.0474	-
Glyphosate	µg/l	0.555 ± 0.0236	0.25 ± 0.055	0.122	45.1
MCPP (Mecoprop)	µg/l	0.251 ± 0.0127	- ± -	0.0327	-
Metazachlor	µg/l	0.167 ± 0.0108	- ± -	0.0184	-
Metazachlor ethane sulfonic acid (Metazachlor-ESA)	µg/l	0.243 ± 0.0146	- ± -	0.0535	-
Metazachlor oxanilic acid (Metazachlor-OA)	µg/l	- ± -	- ± -	-	-
Metolachlor	µg/l	0.399 ± 0.0242	- ± -	0.0559	-
s-Metolachlor ethanesulfonic acid (Metolachlor-ESA)	µg/l	0.249 ± 0.0267	- ± -	0.0524	-
s-Metolachlor oxanilic acid (Metolachlor-OA)	µg/l	0.664 ± 0.0359	- ± -	0.0996	-



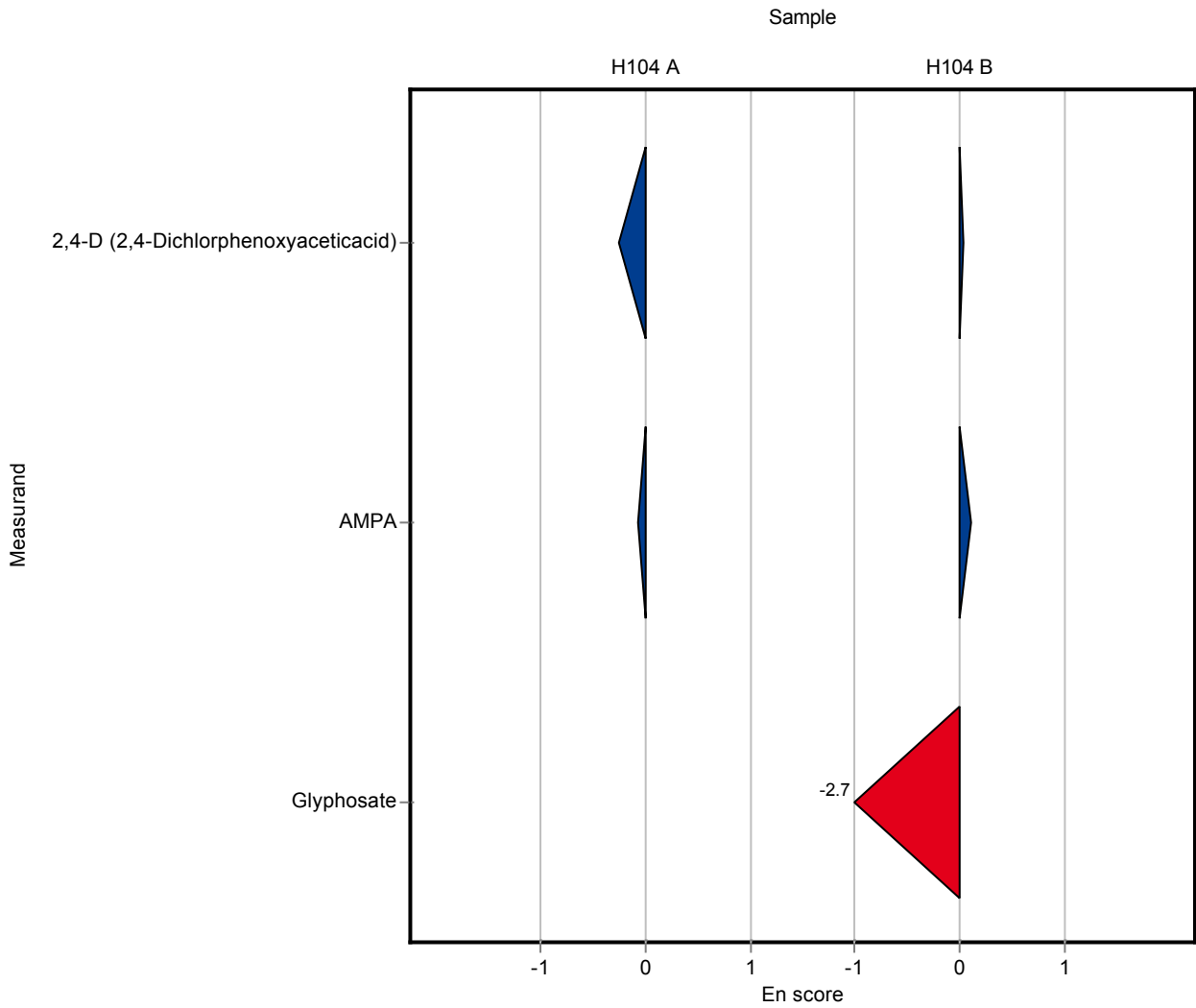
Sample: H104A

Parameter	Unit	Assigned value ± U (k=2)	Result ± U	Criterion	Recovery [%]	En-Score
2,4,5-Trichlorophenoxyacetic acid	µg/l	0.369 ± 0.0199	- ± -	0.0739	-	-
2,4-D (2,4-Dichlorphenoxyaceticacid)	µg/l	0.126 ± 0.00887	0.113 ± 0.024	0.0201	89.8	-0.26
Alachlor	µg/l	0.227 ± 0.0159	- ± -	0.0272	-	-
Alachlor-t-acid (Alachlor-OA)	µg/l	0.842 ± 0.0513	- ± -	0.152	-	-
Alachlor-t-sulfonic acid (Alachlor-ESA)	µg/l	0.146 ± 0.0128	- ± -	0.0262	-	-
AMPA	µg/l	0.187 ± 0.00936	0.179 ± 0.054	0.0319	95.5	-0.08
Bentazone	µg/l	0.119 ± 0.00731	- ± -	0.0179	-	-
Dicamba	µg/l	0.193 ± 0.0198	- ± -	0.0367	-	-
Dichlorprop	µg/l	0.102 ± 0.00597	- ± -	0.0122	-	-
Glufosinate	µg/l	0.339 ± 0.114	- ± -	0.102	-	-
Glyphosate	µg/l	- ± -	0.124 ± 0.027	-	-	-
MCPP (Mecoprop)	µg/l	0.237 ± 0.0112	- ± -	0.0308	-	-
Metazachlor	µg/l	- ± -	- ± -	-	-	-
Metazachlor ethane sulfonic acid (Metazachlor-ESA)	µg/l	0.744 ± 0.0438	- ± -	0.164	-	-
Metazachlor oxanilic acid (Metazachlor-OA)	µg/l	0.263 ± 0.0104	- ± -	0.0553	-	-
Metolachlor	µg/l	- ± -	- ± -	-	-	-
s-Metolachlor ethanesulfonic acid (Metolachlor-ESA)	µg/l	0.57 ± 0.0587	- ± -	0.12	-	-
s-Metolachlor oxanilic acid (Metolachlor-OA)	µg/l	0.504 ± 0.0308	- ± -	0.0756	-	-

Sample: H104B

Parameter	Unit	Assigned value ± U (k=2)	Result ± U	Criterion	Recovery [%]	En-Score
2,4,5-Trichlorophenoxyacetic acid	µg/l	0.203 ± 0.0109	- ± -	0.0405	-	-
2,4-D (2,4-Dichlorphenoxyaceticacid)	µg/l	0.504 ± 0.0251	0.513 ± 0.108	0.0806	102	0.04
Alachlor	µg/l	0.671 ± 0.0501	- ± -	0.0806	-	-

Parameter	Unit	Assigned value ± U (k=2)	Result ± U	Criterion Recovery [%]	En-Score
Alachlor-t-acid (Alachlor-OA)	µg/l	0.187 ± 0.00787	- ± -	0.0337	-
Alachlor-t-sulfonic acid (Alachlor-ESA)	µg/l	0.659 ± 0.0496	- ± -	0.119	-
AMPA	µg/l	0.872 ± 0.0427	0.928 ± 0.278	0.148	106
Bentazone	µg/l	0.131 ± 0.00602	- ± -	0.0197	-
Dicamba	µg/l	0.559 ± 0.0476	- ± -	0.106	-
Dichlorprop	µg/l	0.179 ± 0.00935	- ± -	0.0214	-
Glufosinate	µg/l	0.158 ± 0.0385	- ± -	0.0474	-
Glyphosate	µg/l	0.555 ± 0.0236	0.25 ± 0.055	0.122	45.1
MCCP (Mecoprop)	µg/l	0.251 ± 0.0127	- ± -	0.0327	-
Metazachlor	µg/l	0.167 ± 0.0108	- ± -	0.0184	-
Metazachlor ethane sulfonic acid (Metazachlor-ESA)	µg/l	0.243 ± 0.0146	- ± -	0.0535	-
Metazachlor oxanilic acid (Metazachlor-OA)	µg/l	- ± -	- ± -	-	-
Metolachlor	µg/l	0.399 ± 0.0242	- ± -	0.0559	-
s-Metolachlor ethanesulfonic acid (Metolachlor-ESA)	µg/l	0.249 ± 0.0267	- ± -	0.0524	-
s-Metolachlor oxanilic acid (Metolachlor-OA)	µg/l	0.664 ± 0.0359	- ± -	0.0996	-



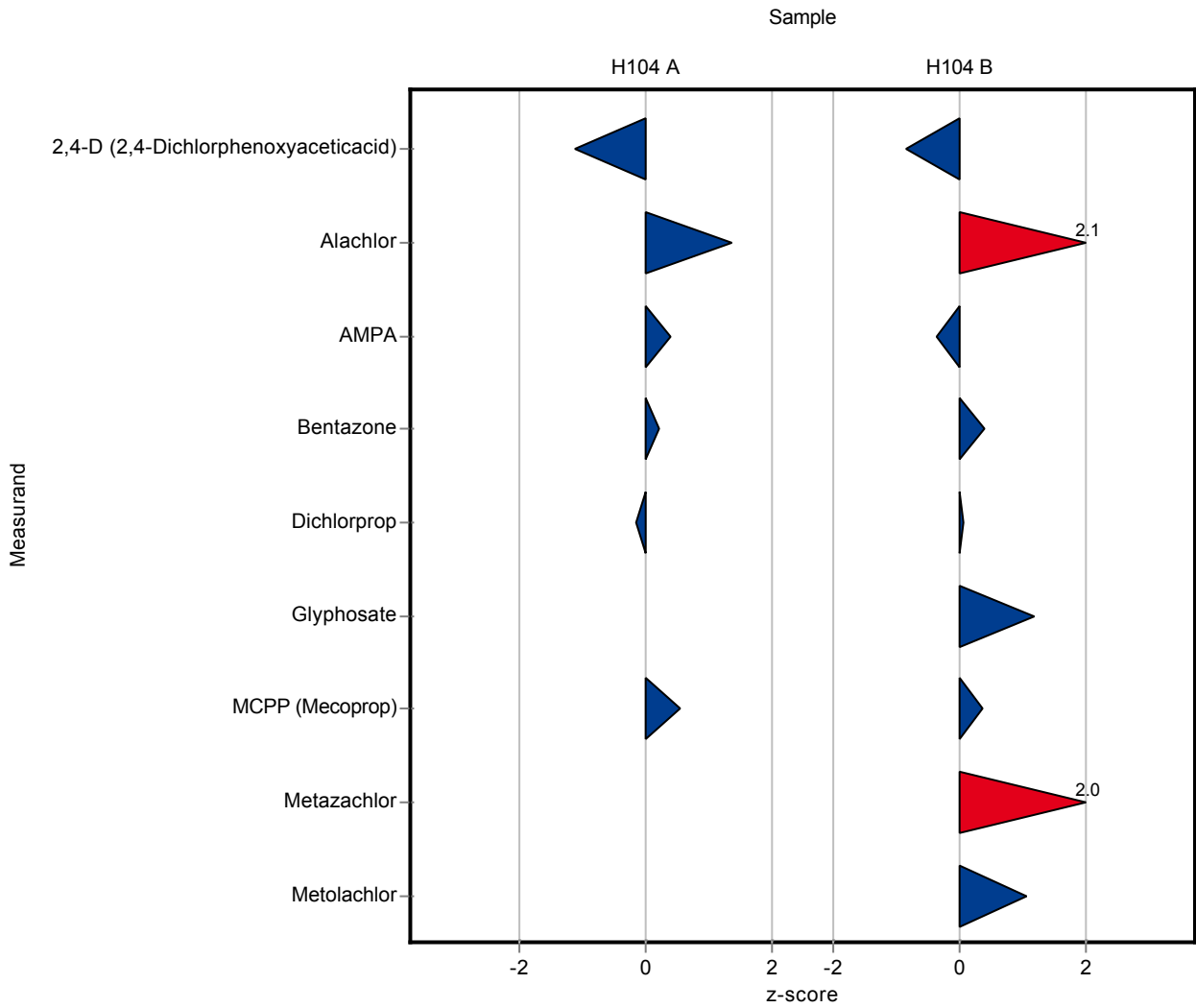
Sample: H104A

Parameter	Unit	Assigned value ± U (k=2)	Result ± U	Criterion	Recovery [%]	z-Score
2,4,5-Trichlorophenoxyacetic acid	µg/l	0.369 ± 0.0199	- ± -	0.0739	-	-
2,4-D (2,4-Dichlorphenoxyaceticacid)	µg/l	0.126 ± 0.00887	0.103 ± 0.021	0.0201	81.8	-1.14
Alachlor	µg/l	0.227 ± 0.0159	0.264 ± 0.053	0.0272	116	1.36
Alachlor-t-acid (Alachlor-OA)	µg/l	0.842 ± 0.0513	- ± -	0.152	-	-
Alachlor-t-sulfonic acid (Alachlor-ESA)	µg/l	0.146 ± 0.0128	- ± -	0.0262	-	-
AMPA	µg/l	0.187 ± 0.00936	0.2 ± 0.03	0.0319	107	0.40
Bentazone	µg/l	0.119 ± 0.00731	0.123 ± 0.016	0.0179	103	0.20
Dicamba	µg/l	0.193 ± 0.0198	- ± -	0.0367	-	-
Dichlorprop	µg/l	0.102 ± 0.00597	0.1 ± 0.018	0.0122	98.2	-0.15
Glufosinate	µg/l	0.339 ± 0.114	- ± -	0.102	-	-
Glyphosate	µg/l	- ± -	<0.01 (LOD) ± -	-	-	-
MCPP (Mecoprop)	µg/l	0.237 ± 0.0112	0.254 ± 0.051	0.0308	107	0.55
Metazachlor	µg/l	- ± -	<0.002 (LOD) ± -	-	-	-
Metazachlor ethane sulfonic acid (Metazachlor-ESA)	µg/l	0.744 ± 0.0438	- ± -	0.164	-	-
Metazachlor oxanilic acid (Metazachlor-OA)	µg/l	0.263 ± 0.0104	- ± -	0.0553	-	-
Metolachlor	µg/l	- ± -	<0.002 (LOD) ± -	-	-	-
s-Metolachlor ethanesulfonic acid (Metolachlor-ESA)	µg/l	0.57 ± 0.0587	- ± -	0.12	-	-
s-Metolachlor oxanilic acid (Metolachlor-OA)	µg/l	0.504 ± 0.0308	- ± -	0.0756	-	-

Sample: H104B

Parameter	Unit	Assigned value ± U (k=2)	Result ± U	Criterion	Recovery [%]	z-Score
2,4,5-Trichlorophenoxyacetic acid	µg/l	0.203 ± 0.0109	- ± -	0.0405	-	-
2,4-D (2,4-Dichlorphenoxyaceticacid)	µg/l	0.504 ± 0.0251	0.435 ± 0.087	0.0806	86.3	-0.86
Alachlor	µg/l	0.671 ± 0.0501	0.837 ± 0.167	0.0806	125	2.06

Parameter	Unit	Assigned value ± U (k=2)	Result ± U	Criterion	Recovery [%]	z-Score
Alachlor-t-acid (Alachlor-OA)	µg/l	0.187 ± 0.00787	- ± -	0.0337	-	-
Alachlor-t-sulfonic acid (Alachlor-ESA)	µg/l	0.659 ± 0.0496	- ± -	0.119	-	-
AMPA	µg/l	0.872 ± 0.0427	0.816 ± 0.106	0.148	93.6	-0.38
Bentazone	µg/l	0.131 ± 0.00602	0.139 ± 0.018	0.0197	106	0.39
Dicamba	µg/l	0.559 ± 0.0476	- ± -	0.106	-	-
Dichlorprop	µg/l	0.179 ± 0.00935	0.18 ± 0.032	0.0214	101	0.06
Glufosinate	µg/l	0.158 ± 0.0385	- ± -	0.0474	-	-
Glyphosate	µg/l	0.555 ± 0.0236	0.699 ± 0.091	0.122	126	1.18
MCPP (Mecoprop)	µg/l	0.251 ± 0.0127	0.263 ± 0.053	0.0327	105	0.36
Metazachlor	µg/l	0.167 ± 0.0108	0.205 ± 0.031	0.0184	123	2.05
Metazachlor ethane sulfonic acid (Metazachlor-ESA)	µg/l	0.243 ± 0.0146	- ± -	0.0535	-	-
Metazachlor oxanilic acid (Metazachlor-OA)	µg/l	- ± -	- ± -	-	-	-
Metolachlor	µg/l	0.399 ± 0.0242	0.459 ± 0.069	0.0559	115	1.07
s-Metolachlor ethanesulfonic acid (Metolachlor-ESA)	µg/l	0.249 ± 0.0267	- ± -	0.0524	-	-
s-Metolachlor oxanilic acid (Metolachlor-OA)	µg/l	0.664 ± 0.0359	- ± -	0.0996	-	-



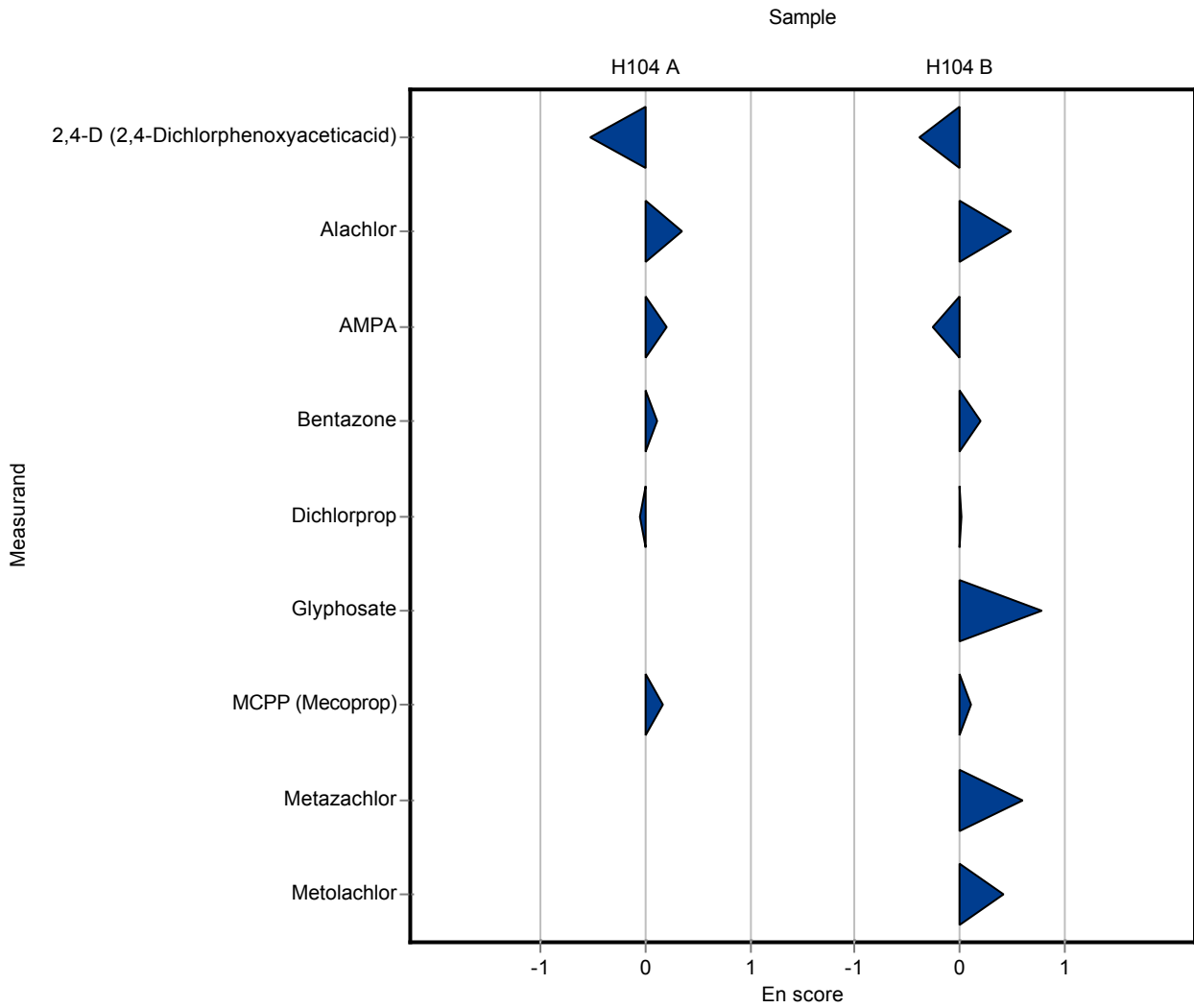
Sample: H104A

Parameter	Unit	Assigned value ± U (k=2)	Result ± U	Criterion	Recovery [%]	En-Score
2,4,5-Trichlorophenoxyacetic acid	µg/l	0.369 ± 0.0199	- ± -	0.0739	-	-
2,4-D (2,4-Dichlorphenoxyaceticacid)	µg/l	0.126 ± 0.00887	0.103 ± 0.021	0.0201	81.8	-0.53
Alachlor	µg/l	0.227 ± 0.0159	0.264 ± 0.053	0.0272	116	0.35
Alachlor-t-acid (Alachlor-OA)	µg/l	0.842 ± 0.0513	- ± -	0.152	-	-
Alachlor-t-sulfonic acid (Alachlor-ESA)	µg/l	0.146 ± 0.0128	- ± -	0.0262	-	-
AMPA	µg/l	0.187 ± 0.00936	0.2 ± 0.03	0.0319	107	0.21
Bentazone	µg/l	0.119 ± 0.00731	0.123 ± 0.016	0.0179	103	0.11
Dicamba	µg/l	0.193 ± 0.0198	- ± -	0.0367	-	-
Dichlorprop	µg/l	0.102 ± 0.00597	0.1 ± 0.018	0.0122	98.2	-0.05
Glufosinate	µg/l	0.339 ± 0.114	- ± -	0.102	-	-
Glyphosate	µg/l	- ± -	<0.01 (LOD) ± -	-	-	-
MCPP (Mecoprop)	µg/l	0.237 ± 0.0112	0.254 ± 0.051	0.0308	107	0.16
Metazachlor	µg/l	- ± -	<0.002 (LOD) ± -	-	-	-
Metazachlor ethane sulfonic acid (Metazachlor-ESA)	µg/l	0.744 ± 0.0438	- ± -	0.164	-	-
Metazachlor oxanilic acid (Metazachlor-OA)	µg/l	0.263 ± 0.0104	- ± -	0.0553	-	-
Metolachlor	µg/l	- ± -	<0.002 (LOD) ± -	-	-	-
s-Metolachlor ethanesulfonic acid (Metolachlor-ESA)	µg/l	0.57 ± 0.0587	- ± -	0.12	-	-
s-Metolachlor oxanilic acid (Metolachlor-OA)	µg/l	0.504 ± 0.0308	- ± -	0.0756	-	-

Sample: H104B

Parameter	Unit	Assigned value ± U (k=2)	Result ± U	Criterion	Recovery [%]	En-Score
2,4,5-Trichlorophenoxyacetic acid	µg/l	0.203 ± 0.0109	- ± -	0.0405	-	-
2,4-D (2,4-Dichlorphenoxyaceticacid)	µg/l	0.504 ± 0.0251	0.435 ± 0.087	0.0806	86.3	-0.39
Alachlor	µg/l	0.671 ± 0.0501	0.837 ± 0.167	0.0806	125	0.49

Parameter	Unit	Assigned value ± U (k=2)	Result ± U	Criterion Recovery	En-Score	En-Score [%]
Alachlor-t-acid (Alachlor-OA)	µg/l	0.187 ± 0.00787	- ± -	0.0337	-	-
Alachlor-t-sulfonic acid (Alachlor-ESA)	µg/l	0.659 ± 0.0496	- ± -	0.119	-	-
AMPA	µg/l	0.872 ± 0.0427	0.816 ± 0.106	0.148	93.6	-0.26
Bentazone	µg/l	0.131 ± 0.00602	0.139 ± 0.018	0.0197	106	0.21
Dicamba	µg/l	0.559 ± 0.0476	- ± -	0.106	-	-
Dichlorprop	µg/l	0.179 ± 0.00935	0.18 ± 0.032	0.0214	101	0.02
Glufosinate	µg/l	0.158 ± 0.0385	- ± -	0.0474	-	-
Glyphosate	µg/l	0.555 ± 0.0236	0.699 ± 0.091	0.122	126	0.79
MCP (Mecoprop)	µg/l	0.251 ± 0.0127	0.263 ± 0.053	0.0327	105	0.11
Metazachlor	µg/l	0.167 ± 0.0108	0.205 ± 0.031	0.0184	123	0.60
Metazachlor ethane sulfonic acid (Metazachlor-ESA)	µg/l	0.243 ± 0.0146	- ± -	0.0535	-	-
Metazachlor oxanilic acid (Metazachlor-OA)	µg/l	- ± -	- ± -	-	-	-
Metolachlor	µg/l	0.399 ± 0.0242	0.459 ± 0.069	0.0559	115	0.43
s-Metolachlor ethanesulfonic acid (Metolachlor-ESA)	µg/l	0.249 ± 0.0267	- ± -	0.0524	-	-
s-Metolachlor oxanilic acid (Metolachlor-OA)	µg/l	0.664 ± 0.0359	- ± -	0.0996	-	-



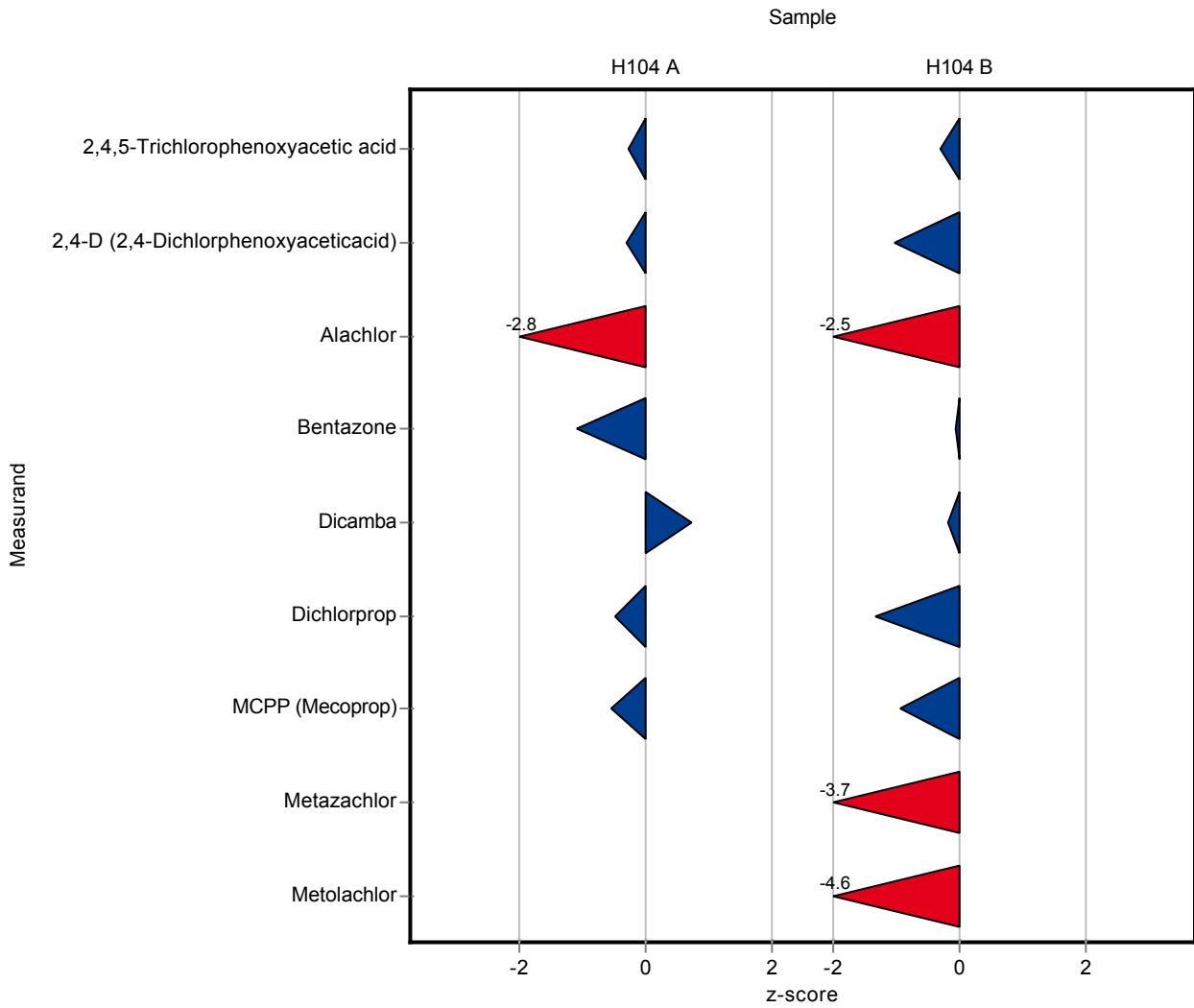
Sample: H104A

Parameter	Unit	Assigned value ± U (k=2)	Result ± U	Criterion	Recovery [%]	z-Score
2,4,5-Trichlorophenoxyacetic acid	µg/l	0.369 ± 0.0199	0.35 ± 0.07	0.0739	94.8	-0.26
2,4-D (2,4-Dichlorphenoxyaceticacid)	µg/l	0.126 ± 0.00887	0.12 ± 0.024	0.0201	95.3	-0.29
Alachlor	µg/l	0.227 ± 0.0159	0.15 ± 0.03	0.0272	66.1	-2.83
Alachlor-t-acid (Alachlor-OA)	µg/l	0.842 ± 0.0513	- ± -	0.152	-	-
Alachlor-t-sulfonic acid (Alachlor-ESA)	µg/l	0.146 ± 0.0128	- ± -	0.0262	-	-
AMPA	µg/l	0.187 ± 0.00936	- ± -	0.0319	-	-
Bentazone	µg/l	0.119 ± 0.00731	0.1 ± 0.02	0.0179	83.7	-1.08
Dicamba	µg/l	0.193 ± 0.0198	0.22 ± 0.044	0.0367	114	0.74
Dichlorprop	µg/l	0.102 ± 0.00597	0.096 ± 0.0192	0.0122	94.3	-0.48
Glufosinate	µg/l	0.339 ± 0.114	- ± -	0.102	-	-
Glyphosate	µg/l	- ± -	- ± -	-	-	-
MCPP (Mecoprop)	µg/l	0.237 ± 0.0112	0.22 ± 0.044	0.0308	92.8	-0.56
Metazachlor	µg/l	- ± -	<0.025 (LOQ) ± -	-	-	-
Metazachlor ethane sulfonic acid (Metazachlor-ESA)	µg/l	0.744 ± 0.0438	- ± -	0.164	-	-
Metazachlor oxanilic acid (Metazachlor-OA)	µg/l	0.263 ± 0.0104	- ± -	0.0553	-	-
Metolachlor	µg/l	- ± -	<0.025 (LOQ) ± -	-	-	-
s-Metolachlor ethanesulfonic acid (Metolachlor-ESA)	µg/l	0.57 ± 0.0587	- ± -	0.12	-	-
s-Metolachlor oxanilic acid (Metolachlor-OA)	µg/l	0.504 ± 0.0308	- ± -	0.0756	-	-

Sample: H104B

Parameter	Unit	Assigned value ± U (k=2)	Result ± U	Criterion	Recovery [%]	z-Score
2,4,5-Trichlorophenoxyacetic acid	µg/l	0.203 ± 0.0109	0.19 ± 0.038	0.0405	93.8	-0.31
2,4-D (2,4-Dichlorphenoxyaceticacid)	µg/l	0.504 ± 0.0251	0.42 ± 0.084	0.0806	83.3	-1.04
Alachlor	µg/l	0.671 ± 0.0501	0.47 ± 0.094	0.0806	70	-2.50

Parameter	Unit	Assigned value ± U (k=2)	Result ± U	Criterion Recovery [%]	z-Score
Alachlor-t-acid (Alachlor-OA)	µg/l	0.187 ± 0.00787	- ± -	0.0337	-
Alachlor-t-sulfonic acid (Alachlor-ESA)	µg/l	0.659 ± 0.0496	- ± -	0.119	-
AMPA	µg/l	0.872 ± 0.0427	- ± -	0.148	-
Bentazone	µg/l	0.131 ± 0.00602	0.13 ± 0.026	0.0197	99
Dicamba	µg/l	0.559 ± 0.0476	0.54 ± 0.108	0.106	96.7
Dichlorprop	µg/l	0.179 ± 0.00935	0.15 ± 0.03	0.0214	84
Glufosinate	µg/l	0.158 ± 0.0385	- ± -	0.0474	-
Glyphosate	µg/l	0.555 ± 0.0236	- ± -	0.122	-
MCPP (Mecoprop)	µg/l	0.251 ± 0.0127	0.22 ± 0.044	0.0327	87.6
Metazachlor	µg/l	0.167 ± 0.0108	0.1 ± 0.02	0.0184	59.8
Metazachlor ethane sulfonic acid (Metazachlor-ESA)	µg/l	0.243 ± 0.0146	- ± -	0.0535	-
Metazachlor oxanilic acid (Metazachlor-OA)	µg/l	- ± -	- ± -	-	-
Metolachlor	µg/l	0.399 ± 0.0242	0.14 ± 0.028	0.0559	35.1
s-Metolachlor ethanesulfonic acid (Metolachlor-ESA)	µg/l	0.249 ± 0.0267	- ± -	0.0524	-
s-Metolachlor oxanilic acid (Metolachlor-OA)	µg/l	0.664 ± 0.0359	- ± -	0.0996	-



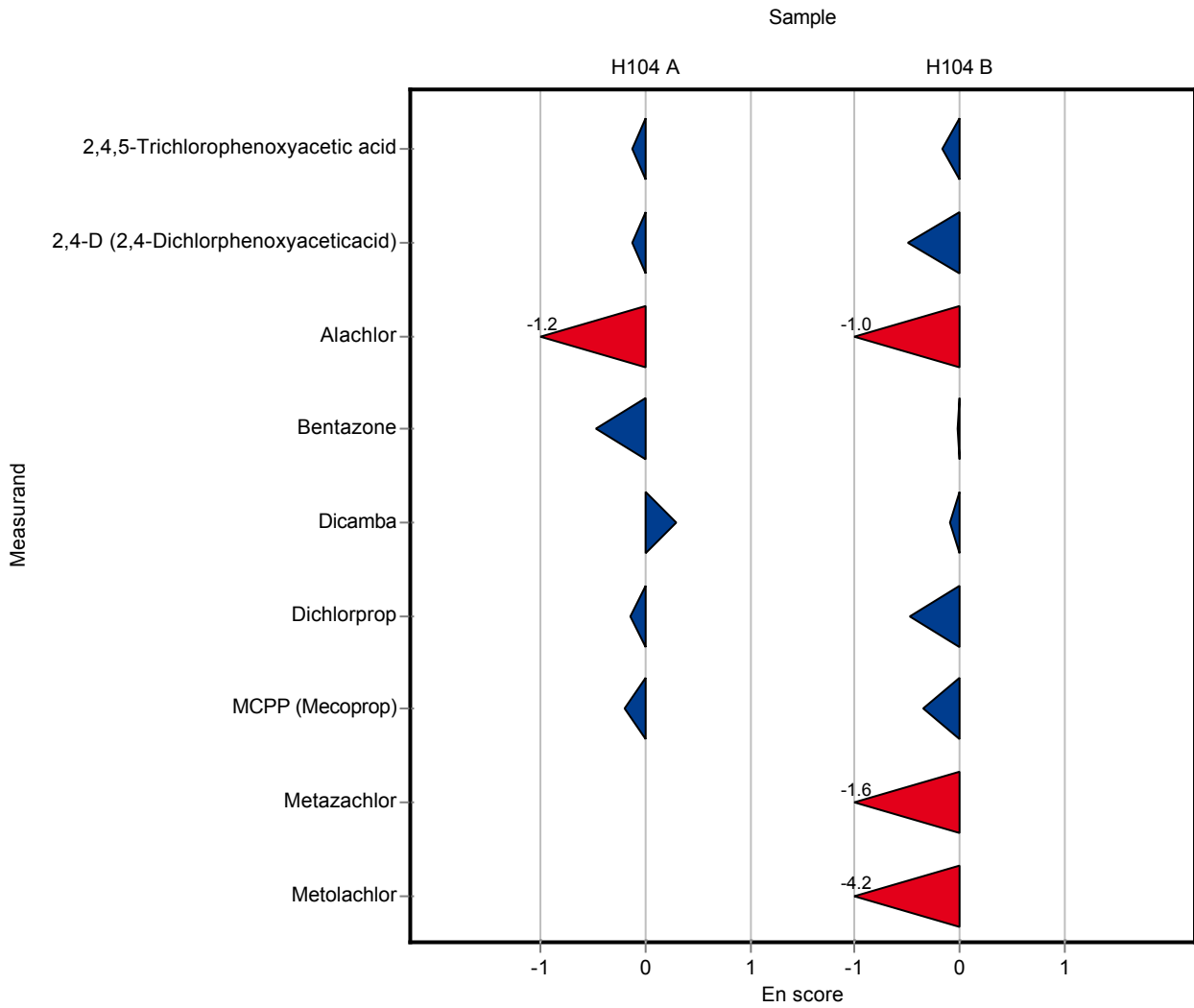
Sample: H104A

Parameter	Unit	Assigned value ± U (k=2)	Result ± U	Criterion	Recovery [%]	En-Score
2,4,5-Trichlorophenoxyacetic acid	µg/l	0.369 ± 0.0199	0.35 ± 0.07	0.0739	94.8	-0.14
2,4-D (2,4-Dichlorphenoxyaceticacid)	µg/l	0.126 ± 0.00887	0.12 ± 0.024	0.0201	95.3	-0.12
Alachlor	µg/l	0.227 ± 0.0159	0.15 ± 0.03	0.0272	66.1	-1.24
Alachlor-t-acid (Alachlor-OA)	µg/l	0.842 ± 0.0513	- ± -	0.152	-	-
Alachlor-t-sulfonic acid (Alachlor-ESA)	µg/l	0.146 ± 0.0128	- ± -	0.0262	-	-
AMPA	µg/l	0.187 ± 0.00936	- ± -	0.0319	-	-
Bentazone	µg/l	0.119 ± 0.00731	0.1 ± 0.02	0.0179	83.7	-0.48
Dicamba	µg/l	0.193 ± 0.0198	0.22 ± 0.044	0.0367	114	0.30
Dichlorprop	µg/l	0.102 ± 0.00597	0.096 ± 0.0192	0.0122	94.3	-0.15
Glufosinate	µg/l	0.339 ± 0.114	- ± -	0.102	-	-
Glyphosate	µg/l	- ± -	- ± -	-	-	-
MCPP (Mecoprop)	µg/l	0.237 ± 0.0112	0.22 ± 0.044	0.0308	92.8	-0.19
Metazachlor	µg/l	- ± -	<0.025 (LOQ) ± -	-	-	-
Metazachlor ethane sulfonic acid (Metazachlor-ESA)	µg/l	0.744 ± 0.0438	- ± -	0.164	-	-
Metazachlor oxanilic acid (Metazachlor-OA)	µg/l	0.263 ± 0.0104	- ± -	0.0553	-	-
Metolachlor	µg/l	- ± -	<0.025 (LOQ) ± -	-	-	-
s-Metolachlor ethanesulfonic acid (Metolachlor-ESA)	µg/l	0.57 ± 0.0587	- ± -	0.12	-	-
s-Metolachlor oxanilic acid (Metolachlor-OA)	µg/l	0.504 ± 0.0308	- ± -	0.0756	-	-

Sample: H104B

Parameter	Unit	Assigned value ± U (k=2)	Result ± U	Criterion	Recovery [%]	En-Score
2,4,5-Trichlorophenoxyacetic acid	µg/l	0.203 ± 0.0109	0.19 ± 0.038	0.0405	93.8	-0.17
2,4-D (2,4-Dichlorphenoxyaceticacid)	µg/l	0.504 ± 0.0251	0.42 ± 0.084	0.0806	83.3	-0.49
Alachlor	µg/l	0.671 ± 0.0501	0.47 ± 0.094	0.0806	70	-1.04

Parameter	Unit	Assigned value ± U (k=2)	Result ± U	Criterion Recovery [%]	En-Score
Alachlor-t-acid (Alachlor-OA)	µg/l	0.187 ± 0.00787	- ± -	0.0337	-
Alachlor-t-sulfonic acid (Alachlor-ESA)	µg/l	0.659 ± 0.0496	- ± -	0.119	-
AMPA	µg/l	0.872 ± 0.0427	- ± -	0.148	-
Bentazone	µg/l	0.131 ± 0.00602	0.13 ± 0.026	0.0197	99
Dicamba	µg/l	0.559 ± 0.0476	0.54 ± 0.108	0.106	96.7
Dichlorprop	µg/l	0.179 ± 0.00935	0.15 ± 0.03	0.0214	84
Glufosinate	µg/l	0.158 ± 0.0385	- ± -	0.0474	-
Glyphosate	µg/l	0.555 ± 0.0236	- ± -	0.122	-
MCCP (Mecoprop)	µg/l	0.251 ± 0.0127	0.22 ± 0.044	0.0327	87.6
Metazachlor	µg/l	0.167 ± 0.0108	0.1 ± 0.02	0.0184	59.8
Metazachlor ethane sulfonic acid (Metazachlor-ESA)	µg/l	0.243 ± 0.0146	- ± -	0.0535	-
Metazachlor oxanilic acid (Metazachlor-OA)	µg/l	- ± -	- ± -	-	-
Metolachlor	µg/l	0.399 ± 0.0242	0.14 ± 0.028	0.0559	35.1
s-Metolachlor ethanesulfonic acid (Metolachlor-ESA)	µg/l	0.249 ± 0.0267	- ± -	0.0524	-
s-Metolachlor oxanilic acid (Metolachlor-OA)	µg/l	0.664 ± 0.0359	- ± -	0.0996	-



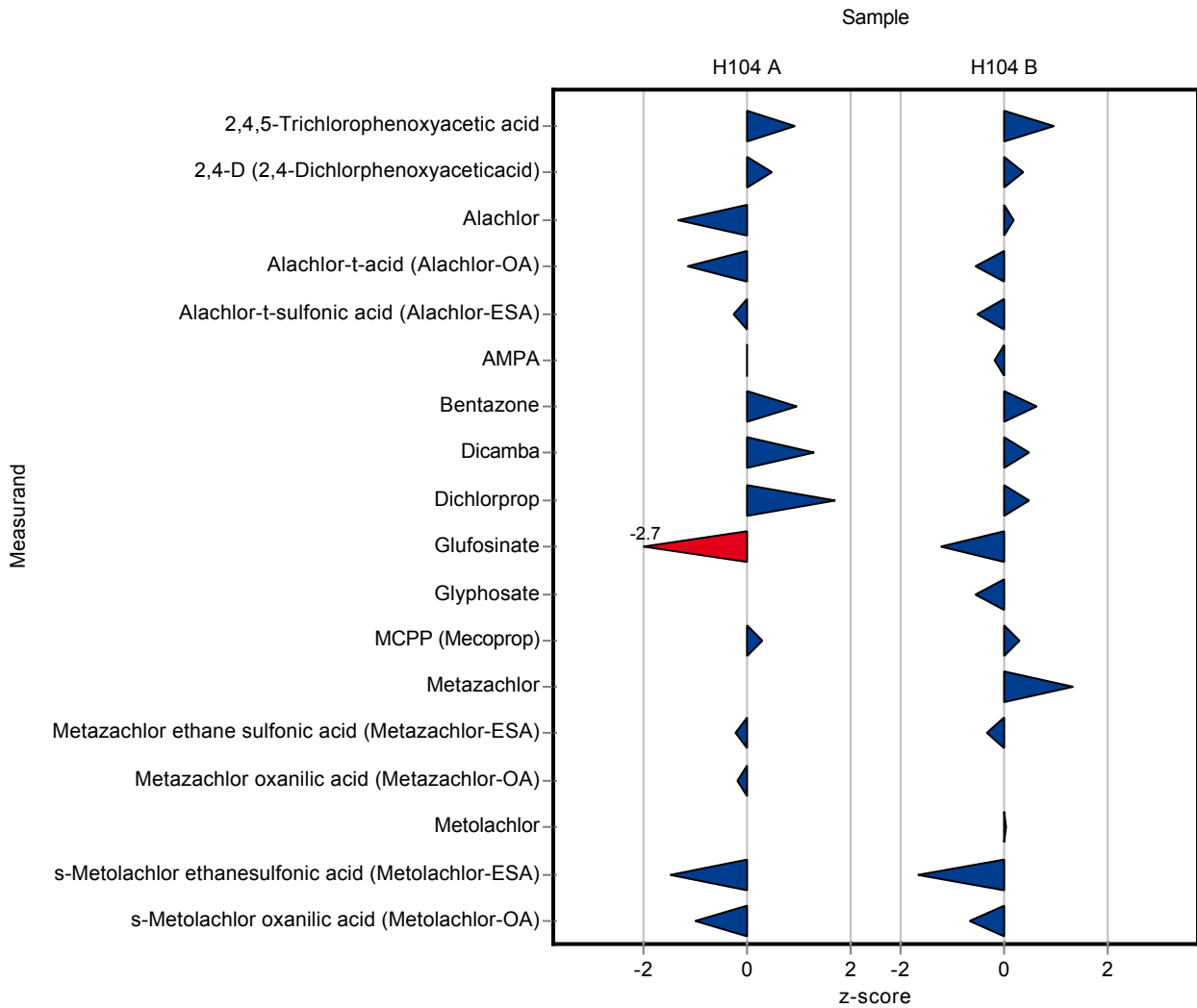
Sample: H104A

Parameter	Unit	Assigned value ± U (k=2)	Result ± U	Criterion	Recovery [%]	z-Score
2,4,5-Trichlorophenoxyacetic acid	µg/l	0.369 ± 0.0199	0.439 ± 0.11	0.0739	119	0.94
2,4-D (2,4-Dichlorphenoxyaceticacid)	µg/l	0.126 ± 0.00887	0.136 ± 0.034	0.0201	108	0.50
Alachlor	µg/l	0.227 ± 0.0159	0.191 ± 0.048	0.0272	84.2	-1.32
Alachlor-t-acid (Alachlor-OA)	µg/l	0.842 ± 0.0513	0.668 ± 0.167	0.152	79.3	-1.15
Alachlor-t-sulfonic acid (Alachlor-ESA)	µg/l	0.146 ± 0.0128	0.139 ± 0.035	0.0262	95.4	-0.26
AMPA	µg/l	0.187 ± 0.00936	0.188 ± 0.047	0.0319	100	0.02
Bentazone	µg/l	0.119 ± 0.00731	0.137 ± 0.034	0.0179	115	0.98
Dicamba	µg/l	0.193 ± 0.0198	0.241 ± 0.06	0.0367	125	1.31
Dichlorprop	µg/l	0.102 ± 0.00597	0.123 ± 0.031	0.0122	121	1.73
Glufosinate	µg/l	0.339 ± 0.114	0.06 ± 0.015	0.102	17.7	-2.74
Glyphosate	µg/l	- ± -	<0.05 (LOQ) ± -	-	-	-
MCPP (Mecoprop)	µg/l	0.237 ± 0.0112	0.247 ± 0.062	0.0308	104	0.32
Metazachlor	µg/l	- ± -	<0.01 (LOQ) ± -	-	-	-
Metazachlor ethane sulfonic acid (Metazachlor-ESA)	µg/l	0.744 ± 0.0438	0.709 ± 0.177	0.164	95.3	-0.21
Metazachlor oxanilic acid (Metazachlor-OA)	µg/l	0.263 ± 0.0104	0.254 ± 0.064	0.0553	96.5	-0.17
Metolachlor	µg/l	- ± -	<0.01 (LOQ) ± -	-	-	-
s-Metolachlor ethanesulfonic acid (Metolachlor-ESA)	µg/l	0.57 ± 0.0587	0.395 ± 0.099	0.12	69.3	-1.46
s-Metolachlor oxanilic acid (Metolachlor-OA)	µg/l	0.504 ± 0.0308	0.429 ± 0.107	0.0756	85.2	-0.99

Sample: H104B

Parameter	Unit	Assigned value ± U (k=2)	Result ± U	Criterion	Recovery [%]	z-Score
2,4,5-Trichlorophenoxyacetic acid	µg/l	0.203 ± 0.0109	0.242 ± 0.061	0.0405	119	0.97
2,4-D (2,4-Dichlorphenoxyaceticacid)	µg/l	0.504 ± 0.0251	0.534 ± 0.134	0.0806	106	0.37
Alachlor	µg/l	0.671 ± 0.0501	0.685 ± 0.171	0.0806	102	0.17

Parameter	Unit	Assigned value ± U (k=2)	Result ± U	Criterion	Recovery [%]	z-Score
Alachlor-t-acid (Alachlor-OA)	µg/l	0.187 ± 0.00787	0.168 ± 0.042	0.0337	89.7	-0.57
Alachlor-t-sulfonic acid (Alachlor-ESA)	µg/l	0.659 ± 0.0496	0.595 ± 0.149	0.119	90.3	-0.54
AMPA	µg/l	0.872 ± 0.0427	0.844 ± 0.211	0.148	96.8	-0.19
Bentazone	µg/l	0.131 ± 0.00602	0.144 ± 0.036	0.0197	110	0.64
Dicamba	µg/l	0.559 ± 0.0476	0.611 ± 0.153	0.106	109	0.49
Dichlorprop	µg/l	0.179 ± 0.00935	0.189 ± 0.047	0.0214	106	0.48
Glufosinate	µg/l	0.158 ± 0.0385	0.1 ± 0.025	0.0474	63.3	-1.22
Glyphosate	µg/l	0.555 ± 0.0236	0.488 ± 0.122	0.122	87.9	-0.55
MCPP (Mecoprop)	µg/l	0.251 ± 0.0127	0.261 ± 0.065	0.0327	104	0.30
Metazachlor	µg/l	0.167 ± 0.0108	0.192 ± 0.048	0.0184	115	1.34
Metazachlor ethane sulfonic acid (Metazachlor-ESA)	µg/l	0.243 ± 0.0146	0.224 ± 0.056	0.0535	92.1	-0.36
Metazachlor oxanilic acid (Metazachlor-OA)	µg/l	- ± -	<0.02 (LOQ) ± -	-	-	-
Metolachlor	µg/l	0.399 ± 0.0242	0.4 ± 0.1	0.0559	100	0.02
s-Metolachlor ethanesulfonic acid (Metolachlor-ESA)	µg/l	0.249 ± 0.0267	0.162 ± 0.041	0.0524	64.9	-1.67
s-Metolachlor oxanilic acid (Metolachlor-OA)	µg/l	0.664 ± 0.0359	0.598 ± 0.15	0.0996	90.1	-0.66



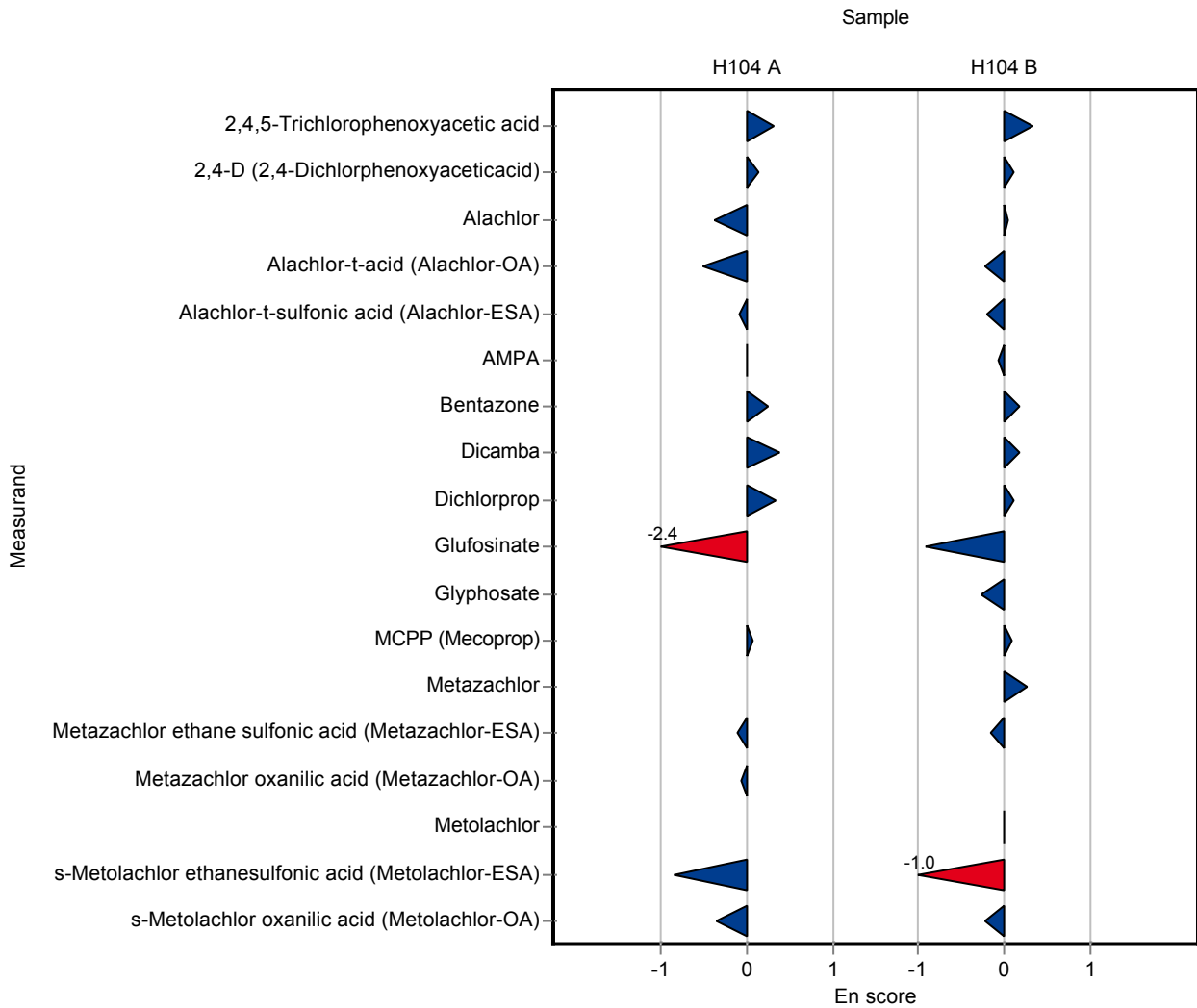
Sample: H104A

Parameter	Unit	Assigned value ± U (k=2)	Result ± U	Criterion	Recovery [%]	En-Score
2,4,5-Trichlorophenoxyacetic acid	µg/l	0.369 ± 0.0199	0.439 ± 0.11	0.0739	119	0.32
2,4-D (2,4-Dichlorphenoxyaceticacid)	µg/l	0.126 ± 0.00887	0.136 ± 0.034	0.0201	108	0.15
Alachlor	µg/l	0.227 ± 0.0159	0.191 ± 0.048	0.0272	84.2	-0.37
Alachlor-t-acid (Alachlor-OA)	µg/l	0.842 ± 0.0513	0.668 ± 0.167	0.152	79.3	-0.52
Alachlor-t-sulfonic acid (Alachlor-ESA)	µg/l	0.146 ± 0.0128	0.139 ± 0.035	0.0262	95.4	-0.09
AMPA	µg/l	0.187 ± 0.00936	0.188 ± 0.047	0.0319	100	0.01
Bentazone	µg/l	0.119 ± 0.00731	0.137 ± 0.034	0.0179	115	0.26
Dicamba	µg/l	0.193 ± 0.0198	0.241 ± 0.06	0.0367	125	0.40
Dichlorprop	µg/l	0.102 ± 0.00597	0.123 ± 0.031	0.0122	121	0.34
Glufosinate	µg/l	0.339 ± 0.114	0.06 ± 0.015	0.102	17.7	-2.37
Glyphosate	µg/l	- ± -	<0.05 (LOQ) ± -	-	-	-
MCPP (Mecoprop)	µg/l	0.237 ± 0.0112	0.247 ± 0.062	0.0308	104	0.08
Metazachlor	µg/l	- ± -	<0.01 (LOQ) ± -	-	-	-
Metazachlor ethane sulfonic acid (Metazachlor-ESA)	µg/l	0.744 ± 0.0438	0.709 ± 0.177	0.164	95.3	-0.10
Metazachlor oxanilic acid (Metazachlor-OA)	µg/l	0.263 ± 0.0104	0.254 ± 0.064	0.0553	96.5	-0.07
Metolachlor	µg/l	- ± -	<0.01 (LOQ) ± -	-	-	-
s-Metolachlor ethanesulfonic acid (Metolachlor-ESA)	µg/l	0.57 ± 0.0587	0.395 ± 0.099	0.12	69.3	-0.85
s-Metolachlor oxanilic acid (Metolachlor-OA)	µg/l	0.504 ± 0.0308	0.429 ± 0.107	0.0756	85.2	-0.35

Sample: H104B

Parameter	Unit	Assigned value ± U (k=2)	Result ± U	Criterion	Recovery [%]	En-Score
2,4,5-Trichlorophenoxyacetic acid	µg/l	0.203 ± 0.0109	0.242 ± 0.061	0.0405	119	0.32
2,4-D (2,4-Dichlorphenoxyaceticacid)	µg/l	0.504 ± 0.0251	0.534 ± 0.134	0.0806	106	0.11
Alachlor	µg/l	0.671 ± 0.0501	0.685 ± 0.171	0.0806	102	0.04

Parameter	Unit	Assigned value ± U (k=2)	Result ± U	Criterion Recovery	En-Score [%]	
Alachlor-t-acid (Alachlor-OA)	µg/l	0.187 ± 0.00787	0.168 ± 0.042	0.0337	89.7	-0.23
Alachlor-t-sulfonic acid (Alachlor-ESA)	µg/l	0.659 ± 0.0496	0.595 ± 0.149	0.119	90.3	-0.21
AMPA	µg/l	0.872 ± 0.0427	0.844 ± 0.211	0.148	96.8	-0.07
Bentazone	µg/l	0.131 ± 0.00602	0.144 ± 0.036	0.0197	110	0.17
Dicamba	µg/l	0.559 ± 0.0476	0.611 ± 0.153	0.106	109	0.17
Dichlorprop	µg/l	0.179 ± 0.00935	0.189 ± 0.047	0.0214	106	0.11
Glufosinate	µg/l	0.158 ± 0.0385	0.1 ± 0.025	0.0474	63.3	-0.92
Glyphosate	µg/l	0.555 ± 0.0236	0.488 ± 0.122	0.122	87.9	-0.27
MCPP (Mecoprop)	µg/l	0.251 ± 0.0127	0.261 ± 0.065	0.0327	104	0.07
Metazachlor	µg/l	0.167 ± 0.0108	0.192 ± 0.048	0.0184	115	0.26
Metazachlor ethane sulfonic acid (Metazachlor-ESA)	µg/l	0.243 ± 0.0146	0.224 ± 0.056	0.0535	92.1	-0.17
Metazachlor oxanilic acid (Metazachlor-OA)	µg/l	- ± -	<0.02 (LOQ) ± -	-	-	-
Metolachlor	µg/l	0.399 ± 0.0242	0.4 ± 0.1	0.0559	100	0.00
s-Metolachlor ethanesulfonic acid (Metolachlor-ESA)	µg/l	0.249 ± 0.0267	0.162 ± 0.041	0.0524	64.9	-1.01
s-Metolachlor oxanilic acid (Metolachlor-OA)	µg/l	0.664 ± 0.0359	0.598 ± 0.15	0.0996	90.1	-0.22



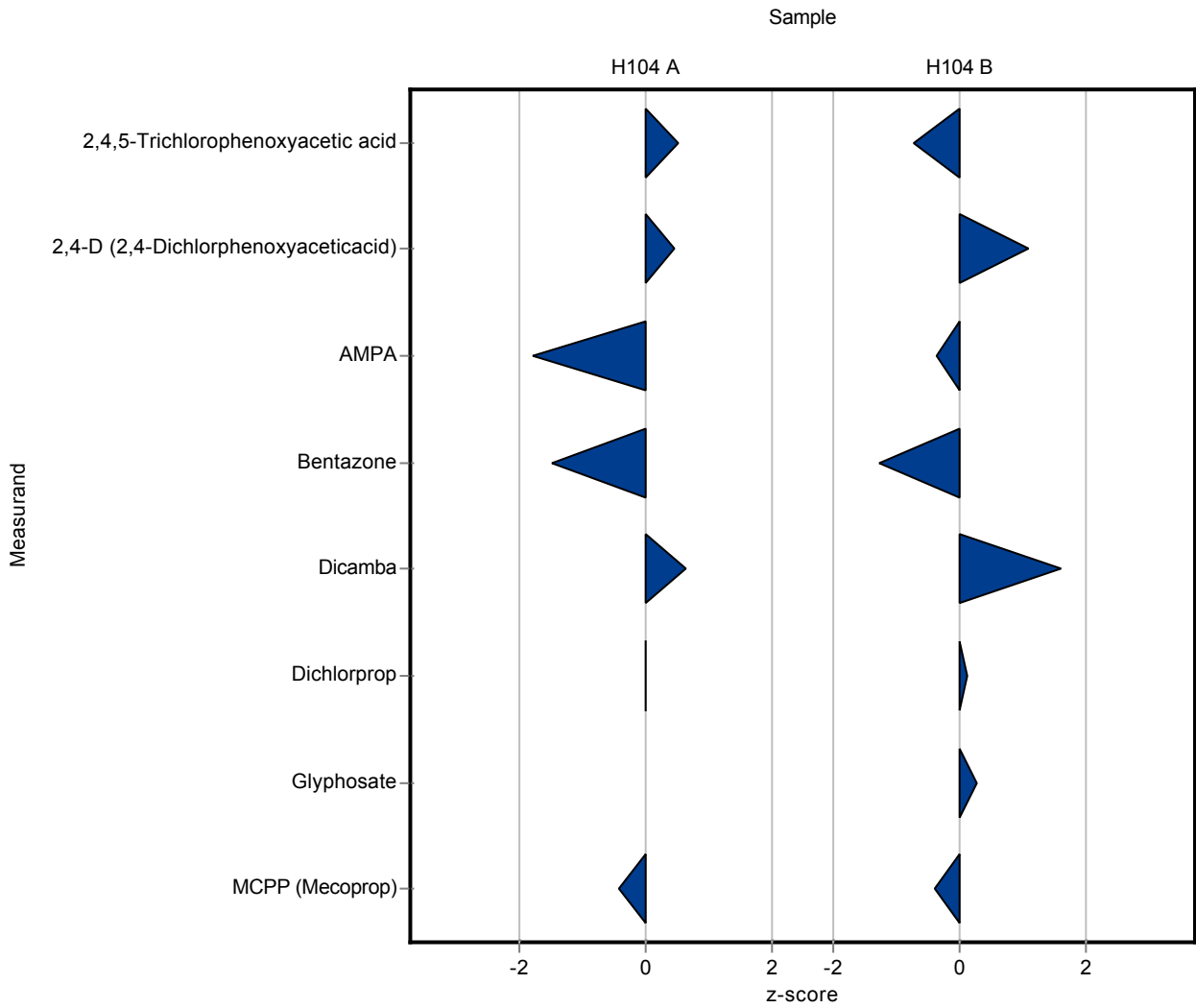
Sample: H104A

Parameter	Unit	Assigned value ± U (k=2)	Result ± U	Criterion	Recovery [%]	z-Score
2,4,5-Trichlorophenoxyacetic acid	µg/l	0.369 ± 0.0199	0.408 ± 0.293	0.0739	110	0.52
2,4-D (2,4-Dichlorphenoxyaceticacid)	µg/l	0.126 ± 0.00887	0.135 ± 0.048	0.0201	107	0.45
Alachlor	µg/l	0.227 ± 0.0159	- ± -	0.0272	-	-
Alachlor-t-acid (Alachlor-OA)	µg/l	0.842 ± 0.0513	- ± -	0.152	-	-
Alachlor-t-sulfonic acid (Alachlor-ESA)	µg/l	0.146 ± 0.0128	- ± -	0.0262	-	-
AMPA	µg/l	0.187 ± 0.00936	0.13 ± 0.018	0.0319	69.4	-1.80
Bentazone	µg/l	0.119 ± 0.00731	0.0928 ± 0.0352	0.0179	77.7	-1.49
Dicamba	µg/l	0.193 ± 0.0198	0.216 ± 0.135	0.0367	112	0.63
Dichlorprop	µg/l	0.102 ± 0.00597	0.102 ± 0.036	0.0122	100	0.01
Glufosinate	µg/l	0.339 ± 0.114	- ± -	0.102	-	-
Glyphosate	µg/l	- ± -	<0.05 (LOQ) ± -	-	-	-
MCPP (Mecoprop)	µg/l	0.237 ± 0.0112	0.224 ± 0.081	0.0308	94.4	-0.43
Metazachlor	µg/l	- ± -	- ± -	-	-	-
Metazachlor ethane sulfonic acid (Metazachlor-ESA)	µg/l	0.744 ± 0.0438	- ± -	0.164	-	-
Metazachlor oxanilic acid (Metazachlor-OA)	µg/l	0.263 ± 0.0104	- ± -	0.0553	-	-
Metolachlor	µg/l	- ± -	- ± -	-	-	-
s-Metolachlor ethanesulfonic acid (Metolachlor-ESA)	µg/l	0.57 ± 0.0587	- ± -	0.12	-	-
s-Metolachlor oxanilic acid (Metolachlor-OA)	µg/l	0.504 ± 0.0308	- ± -	0.0756	-	-

Sample: H104B

Parameter	Unit	Assigned value ± U (k=2)	Result ± U	Criterion	Recovery [%]	z-Score
2,4,5-Trichlorophenoxyacetic acid	µg/l	0.203 ± 0.0109	0.173 ± 0.124	0.0405	85.4	-0.73
2,4-D (2,4-Dichlorphenoxyaceticacid)	µg/l	0.504 ± 0.0251	0.593 ± 0.213	0.0806	118	1.10
Alachlor	µg/l	0.671 ± 0.0501	- ± -	0.0806	-	-

Parameter	Unit	Assigned value ± U (k=2)	Result ± U	Criterion	Recovery [%]	z-Score
Alachlor-t-acid (Alachlor-OA)	µg/l	0.187 ± 0.00787	- ± -	0.0337	-	-
Alachlor-t-sulfonic acid (Alachlor-ESA)	µg/l	0.659 ± 0.0496	- ± -	0.119	-	-
AMPA	µg/l	0.872 ± 0.0427	0.818 ± 0.114	0.148	93.8	-0.36
Bentazone	µg/l	0.131 ± 0.00602	0.106 ± 0.04	0.0197	80.7	-1.29
Dicamba	µg/l	0.559 ± 0.0476	0.731 ± 0.46	0.106	131	1.62
Dichlorprop	µg/l	0.179 ± 0.00935	0.181 ± 0.063	0.0214	101	0.11
Glufosinate	µg/l	0.158 ± 0.0385	- ± -	0.0474	-	-
Glyphosate	µg/l	0.555 ± 0.0236	0.589 ± 0.065	0.122	106	0.28
MCPP (Mecoprop)	µg/l	0.251 ± 0.0127	0.238 ± 0.086	0.0327	94.7	-0.40
Metazachlor	µg/l	0.167 ± 0.0108	- ± -	0.0184	-	-
Metazachlor ethane sulfonic acid (Metazachlor-ESA)	µg/l	0.243 ± 0.0146	- ± -	0.0535	-	-
Metazachlor oxanilic acid (Metazachlor-OA)	µg/l	- ± -	- ± -	-	-	-
Metolachlor	µg/l	0.399 ± 0.0242	- ± -	0.0559	-	-
s-Metolachlor ethanesulfonic acid (Metolachlor-ESA)	µg/l	0.249 ± 0.0267	- ± -	0.0524	-	-
s-Metolachlor oxanilic acid (Metolachlor-OA)	µg/l	0.664 ± 0.0359	- ± -	0.0996	-	-



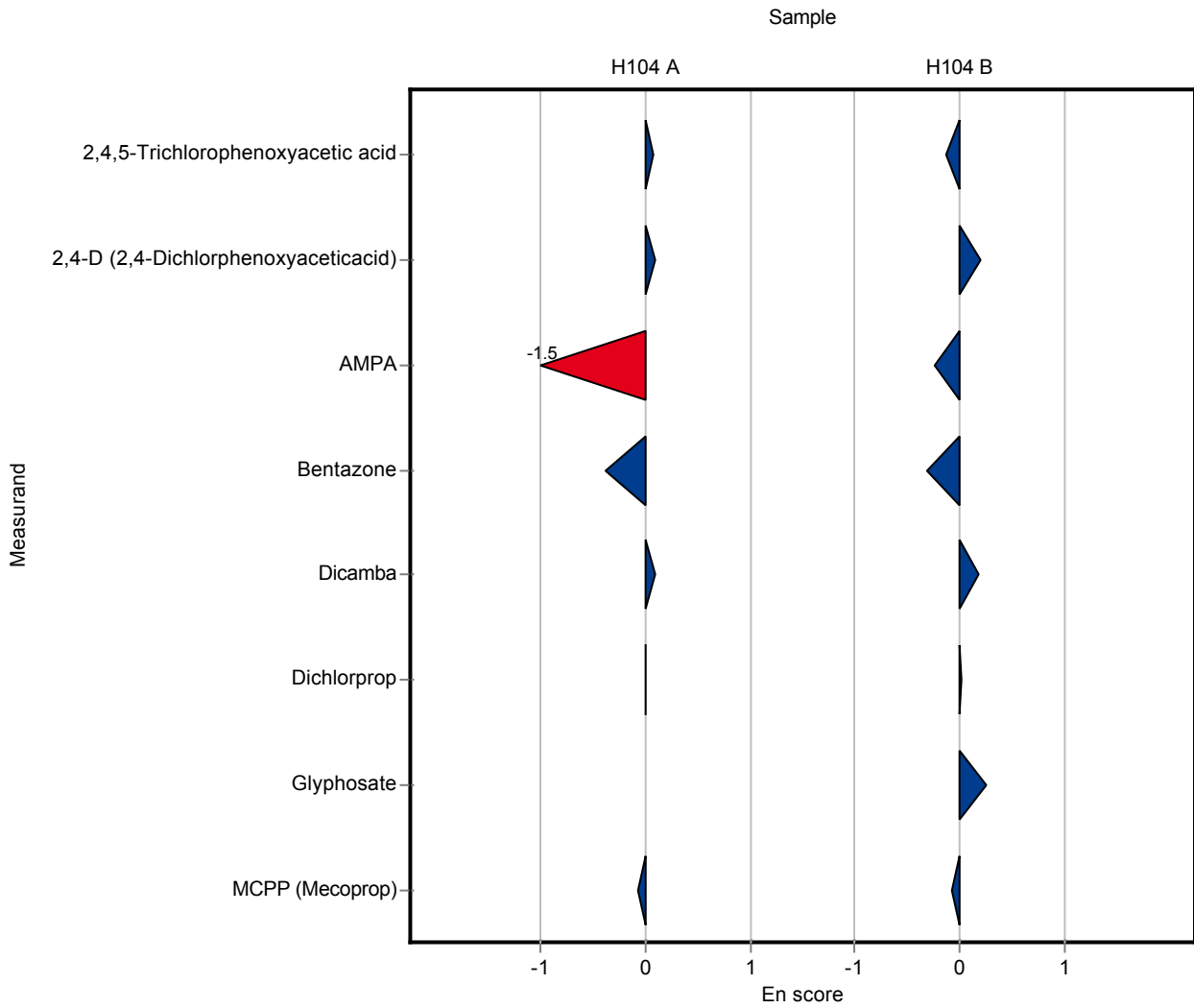
Sample: H104A

Parameter	Unit	Assigned value ± U (k=2)	Result ± U	Criterion	Recovery [%]	En-Score
2,4,5-Trichlorophenoxyacetic acid	µg/l	0.369 ± 0.0199	0.408 ± 0.293	0.0739	110	0.07
2,4-D (2,4-Dichlorphenoxyaceticacid)	µg/l	0.126 ± 0.00887	0.135 ± 0.048	0.0201	107	0.09
Alachlor	µg/l	0.227 ± 0.0159	- ± -	0.0272	-	-
Alachlor-t-acid (Alachlor-OA)	µg/l	0.842 ± 0.0513	- ± -	0.152	-	-
Alachlor-t-sulfonic acid (Alachlor-ESA)	µg/l	0.146 ± 0.0128	- ± -	0.0262	-	-
AMPA	µg/l	0.187 ± 0.00936	0.13 ± 0.018	0.0319	69.4	-1.54
Bentazone	µg/l	0.119 ± 0.00731	0.0928 ± 0.0352	0.0179	77.7	-0.38
Dicamba	µg/l	0.193 ± 0.0198	0.216 ± 0.135	0.0367	112	0.09
Dichlorprop	µg/l	0.102 ± 0.00597	0.102 ± 0.036	0.0122	100	0.00
Glufosinate	µg/l	0.339 ± 0.114	- ± -	0.102	-	-
Glyphosate	µg/l	- ± -	<0.05 (LOQ) ± -	-	-	-
MCPP (Mecoprop)	µg/l	0.237 ± 0.0112	0.224 ± 0.081	0.0308	94.4	-0.08
Metazachlor	µg/l	- ± -	- ± -	-	-	-
Metazachlor ethane sulfonic acid (Metazachlor-ESA)	µg/l	0.744 ± 0.0438	- ± -	0.164	-	-
Metazachlor oxanilic acid (Metazachlor-OA)	µg/l	0.263 ± 0.0104	- ± -	0.0553	-	-
Metolachlor	µg/l	- ± -	- ± -	-	-	-
s-Metolachlor ethanesulfonic acid (Metolachlor-ESA)	µg/l	0.57 ± 0.0587	- ± -	0.12	-	-
s-Metolachlor oxanilic acid (Metolachlor-OA)	µg/l	0.504 ± 0.0308	- ± -	0.0756	-	-

Sample: H104B

Parameter	Unit	Assigned value ± U (k=2)	Result ± U	Criterion	Recovery [%]	En-Score
2,4,5-Trichlorophenoxyacetic acid	µg/l	0.203 ± 0.0109	0.173 ± 0.124	0.0405	85.4	-0.12
2,4-D (2,4-Dichlorphenoxyaceticacid)	µg/l	0.504 ± 0.0251	0.593 ± 0.213	0.0806	118	0.21
Alachlor	µg/l	0.671 ± 0.0501	- ± -	0.0806	-	-

Parameter	Unit	Assigned value ± U (k=2)	Result ± U	Criterion	Recovery [%]	En-Score
Alachlor-t-acid (Alachlor-OA)	µg/l	0.187 ± 0.00787	- ± -	0.0337	-	-
Alachlor-t-sulfonic acid (Alachlor-ESA)	µg/l	0.659 ± 0.0496	- ± -	0.119	-	-
AMPA	µg/l	0.872 ± 0.0427	0.818 ± 0.114	0.148	93.8	-0.23
Bentazone	µg/l	0.131 ± 0.00602	0.106 ± 0.04	0.0197	80.7	-0.32
Dicamba	µg/l	0.559 ± 0.0476	0.731 ± 0.46	0.106	131	0.19
Dichlorprop	µg/l	0.179 ± 0.00935	0.181 ± 0.063	0.0214	101	0.02
Glufosinate	µg/l	0.158 ± 0.0385	- ± -	0.0474	-	-
Glyphosate	µg/l	0.555 ± 0.0236	0.589 ± 0.065	0.122	106	0.26
MCP (Mecoprop)	µg/l	0.251 ± 0.0127	0.238 ± 0.086	0.0327	94.7	-0.08
Metazachlor	µg/l	0.167 ± 0.0108	- ± -	0.0184	-	-
Metazachlor ethane sulfonic acid (Metazachlor-ESA)	µg/l	0.243 ± 0.0146	- ± -	0.0535	-	-
Metazachlor oxanilic acid (Metazachlor-OA)	µg/l	- ± -	- ± -	-	-	-
Metolachlor	µg/l	0.399 ± 0.0242	- ± -	0.0559	-	-
s-Metolachlor ethanesulfonic acid (Metolachlor-ESA)	µg/l	0.249 ± 0.0267	- ± -	0.0524	-	-
s-Metolachlor oxanilic acid (Metolachlor-OA)	µg/l	0.664 ± 0.0359	- ± -	0.0996	-	-



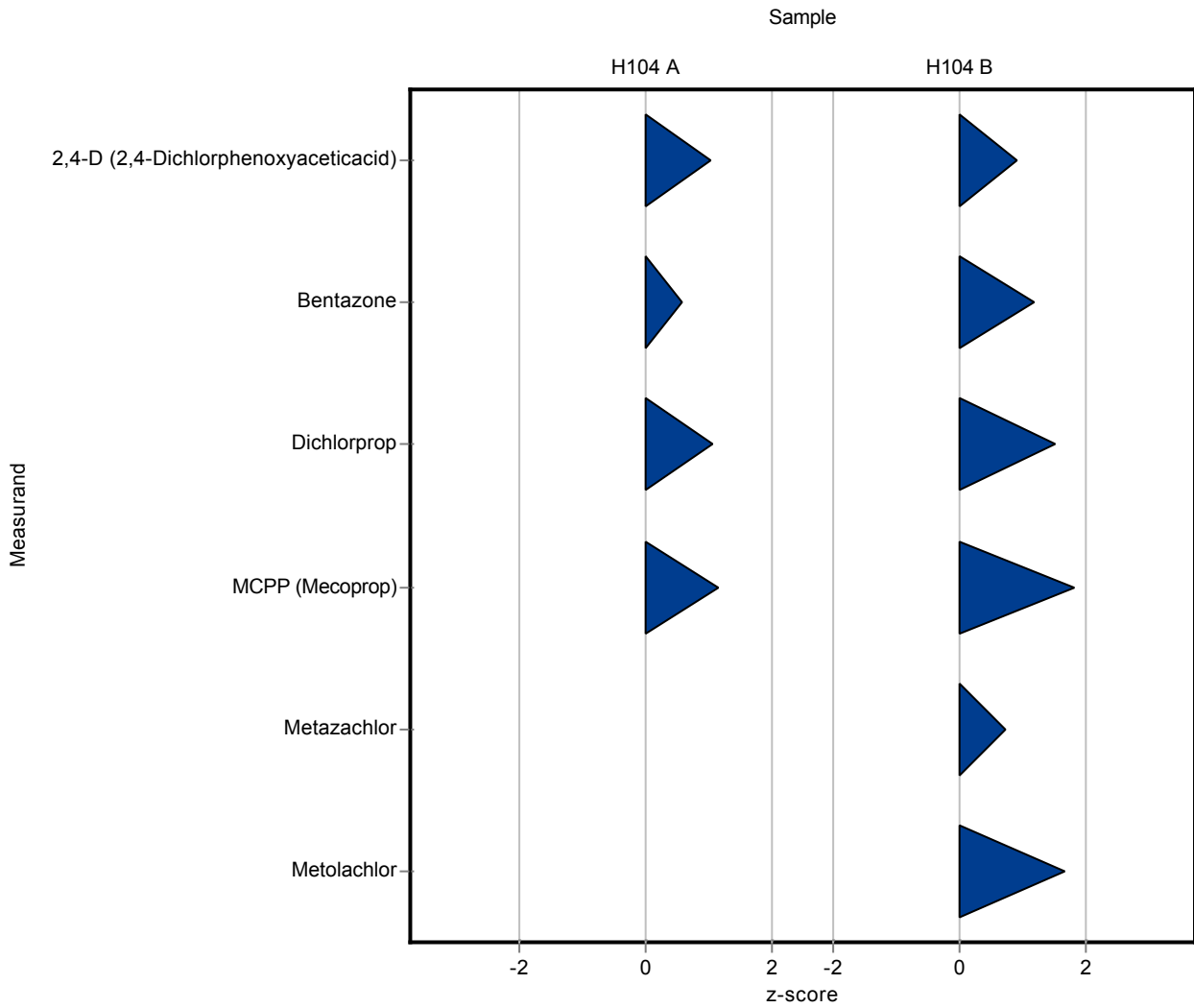
Sample: H104A

Parameter	Unit	Assigned value ± U (k=2)	Result ± U	Criterion	Recovery [%]	z-Score
2,4,5-Trichlorophenoxyacetic acid	µg/l	0.369 ± 0.0199	- ± -	0.0739	-	-
2,4-D (2,4-Dichlorphenoxyaceticacid)	µg/l	0.126 ± 0.00887	0.147 ± 0.022	0.0201	117	1.05
Alachlor	µg/l	0.227 ± 0.0159	- ± -	0.0272	-	-
Alachlor-t-acid (Alachlor-OA)	µg/l	0.842 ± 0.0513	- ± -	0.152	-	-
Alachlor-t-sulfonic acid (Alachlor-ESA)	µg/l	0.146 ± 0.0128	- ± -	0.0262	-	-
AMPA	µg/l	0.187 ± 0.00936	- ± -	0.0319	-	-
Bentazone	µg/l	0.119 ± 0.00731	0.13 ± 0.019	0.0179	109	0.59
Dicamba	µg/l	0.193 ± 0.0198	- ± -	0.0367	-	-
Dichlorprop	µg/l	0.102 ± 0.00597	0.115 ± 0.017	0.0122	113	1.08
Glufosinate	µg/l	0.339 ± 0.114	- ± -	0.102	-	-
Glyphosate	µg/l	- ± -	- ± -	-	-	-
MCPP (Mecoprop)	µg/l	0.237 ± 0.0112	0.273 ± 0.041	0.0308	115	1.16
Metazachlor	µg/l	- ± -	<0.025 (LOQ) ± -	-	-	-
Metazachlor ethane sulfonic acid (Metazachlor-ESA)	µg/l	0.744 ± 0.0438	- ± -	0.164	-	-
Metazachlor oxanilic acid (Metazachlor-OA)	µg/l	0.263 ± 0.0104	- ± -	0.0553	-	-
Metolachlor	µg/l	- ± -	<0.025 (LOQ) ± -	-	-	-
s-Metolachlor ethanesulfonic acid (Metolachlor-ESA)	µg/l	0.57 ± 0.0587	- ± -	0.12	-	-
s-Metolachlor oxanilic acid (Metolachlor-OA)	µg/l	0.504 ± 0.0308	- ± -	0.0756	-	-

Sample: H104B

Parameter	Unit	Assigned value ± U (k=2)	Result ± U	Criterion	Recovery [%]	z-Score
2,4,5-Trichlorophenoxyacetic acid	µg/l	0.203 ± 0.0109	- ± -	0.0405	-	-
2,4-D (2,4-Dichlorphenoxyaceticacid)	µg/l	0.504 ± 0.0251	0.578 ± 0.087	0.0806	115	0.92
Alachlor	µg/l	0.671 ± 0.0501	- ± -	0.0806	-	-

Parameter	Unit	Assigned value ± U (k=2)	Result ± U	Criterion Recovery [%]	z-Score
Alachlor-t-acid (Alachlor-OA)	µg/l	0.187 ± 0.00787	- ± -	0.0337	-
Alachlor-t-sulfonic acid (Alachlor-ESA)	µg/l	0.659 ± 0.0496	- ± -	0.119	-
AMPA	µg/l	0.872 ± 0.0427	- ± -	0.148	-
Bentazone	µg/l	0.131 ± 0.00602	0.155 ± 0.023	0.0197	118
Dicamba	µg/l	0.559 ± 0.0476	- ± -	0.106	-
Dichlorprop	µg/l	0.179 ± 0.00935	0.211 ± 0.032	0.0214	118
Glufosinate	µg/l	0.158 ± 0.0385	- ± -	0.0474	-
Glyphosate	µg/l	0.555 ± 0.0236	- ± -	0.122	-
MCPP (Mecoprop)	µg/l	0.251 ± 0.0127	0.311 ± 0.047	0.0327	124
Metazachlor	µg/l	0.167 ± 0.0108	0.181 ± 0.027	0.0184	108
Metazachlor ethane sulfonic acid (Metazachlor-ESA)	µg/l	0.243 ± 0.0146	- ± -	0.0535	-
Metazachlor oxanilic acid (Metazachlor-OA)	µg/l	- ± -	- ± -	-	-
Metolachlor	µg/l	0.399 ± 0.0242	0.492 ± 0.074	0.0559	123
s-Metolachlor ethanesulfonic acid (Metolachlor-ESA)	µg/l	0.249 ± 0.0267	- ± -	0.0524	-
s-Metolachlor oxanilic acid (Metolachlor-OA)	µg/l	0.664 ± 0.0359	- ± -	0.0996	-



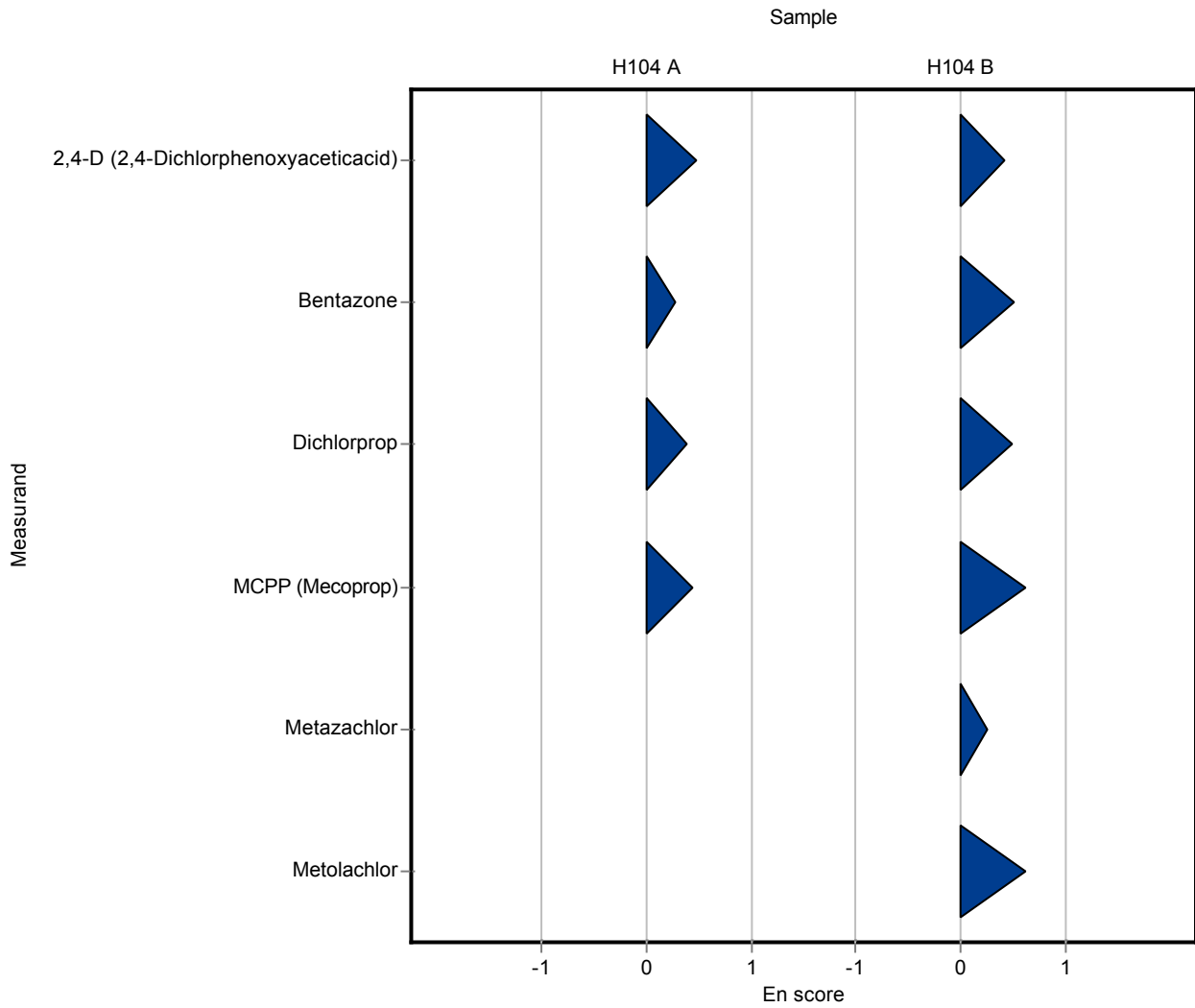
Sample: H104A

Parameter	Unit	Assigned value ± U (k=2)	Result ± U	Criterion	Recovery [%]	En-Score
2,4,5-Trichlorophenoxyacetic acid	µg/l	0.369 ± 0.0199	- ± -	0.0739	-	-
2,4-D (2,4-Dichlorphenoxyaceticacid)	µg/l	0.126 ± 0.00887	0.147 ± 0.022	0.0201	117	0.47
Alachlor	µg/l	0.227 ± 0.0159	- ± -	0.0272	-	-
Alachlor-t-acid (Alachlor-OA)	µg/l	0.842 ± 0.0513	- ± -	0.152	-	-
Alachlor-t-sulfonic acid (Alachlor-ESA)	µg/l	0.146 ± 0.0128	- ± -	0.0262	-	-
AMPA	µg/l	0.187 ± 0.00936	- ± -	0.0319	-	-
Bentazone	µg/l	0.119 ± 0.00731	0.13 ± 0.019	0.0179	109	0.27
Dicamba	µg/l	0.193 ± 0.0198	- ± -	0.0367	-	-
Dichlorprop	µg/l	0.102 ± 0.00597	0.115 ± 0.017	0.0122	113	0.38
Glufosinate	µg/l	0.339 ± 0.114	- ± -	0.102	-	-
Glyphosate	µg/l	- ± -	- ± -	-	-	-
MCPP (Mecoprop)	µg/l	0.237 ± 0.0112	0.273 ± 0.041	0.0308	115	0.43
Metazachlor	µg/l	- ± -	<0.025 (LOQ) ± -	-	-	-
Metazachlor ethane sulfonic acid (Metazachlor-ESA)	µg/l	0.744 ± 0.0438	- ± -	0.164	-	-
Metazachlor oxanilic acid (Metazachlor-OA)	µg/l	0.263 ± 0.0104	- ± -	0.0553	-	-
Metolachlor	µg/l	- ± -	<0.025 (LOQ) ± -	-	-	-
s-Metolachlor ethanesulfonic acid (Metolachlor-ESA)	µg/l	0.57 ± 0.0587	- ± -	0.12	-	-
s-Metolachlor oxanilic acid (Metolachlor-OA)	µg/l	0.504 ± 0.0308	- ± -	0.0756	-	-

Sample: H104B

Parameter	Unit	Assigned value ± U (k=2)	Result ± U	Criterion	Recovery [%]	En-Score
2,4,5-Trichlorophenoxyacetic acid	µg/l	0.203 ± 0.0109	- ± -	0.0405	-	-
2,4-D (2,4-Dichlorphenoxyaceticacid)	µg/l	0.504 ± 0.0251	0.578 ± 0.087	0.0806	115	0.42
Alachlor	µg/l	0.671 ± 0.0501	- ± -	0.0806	-	-

Parameter	Unit	Assigned value ± U (k=2)	Result ± U	Criterion Recovery [%]	En-Score
Alachlor-t-acid (Alachlor-OA)	µg/l	0.187 ± 0.00787	- ± -	0.0337	-
Alachlor-t-sulfonic acid (Alachlor-ESA)	µg/l	0.659 ± 0.0496	- ± -	0.119	-
AMPA	µg/l	0.872 ± 0.0427	- ± -	0.148	-
Bentazone	µg/l	0.131 ± 0.00602	0.155 ± 0.023	0.0197	118
Dicamba	µg/l	0.559 ± 0.0476	- ± -	0.106	-
Dichlorprop	µg/l	0.179 ± 0.00935	0.211 ± 0.032	0.0214	118
Glufosinate	µg/l	0.158 ± 0.0385	- ± -	0.0474	-
Glyphosate	µg/l	0.555 ± 0.0236	- ± -	0.122	-
MCP (Mecoprop)	µg/l	0.251 ± 0.0127	0.311 ± 0.047	0.0327	124
Metazachlor	µg/l	0.167 ± 0.0108	0.181 ± 0.027	0.0184	108
Metazachlor ethane sulfonic acid (Metazachlor-ESA)	µg/l	0.243 ± 0.0146	- ± -	0.0535	-
Metazachlor oxanilic acid (Metazachlor-OA)	µg/l	- ± -	- ± -	-	-
Metolachlor	µg/l	0.399 ± 0.0242	0.492 ± 0.074	0.0559	123
s-Metolachlor ethanesulfonic acid (Metolachlor-ESA)	µg/l	0.249 ± 0.0267	- ± -	0.0524	-
s-Metolachlor oxanilic acid (Metolachlor-OA)	µg/l	0.664 ± 0.0359	- ± -	0.0996	-



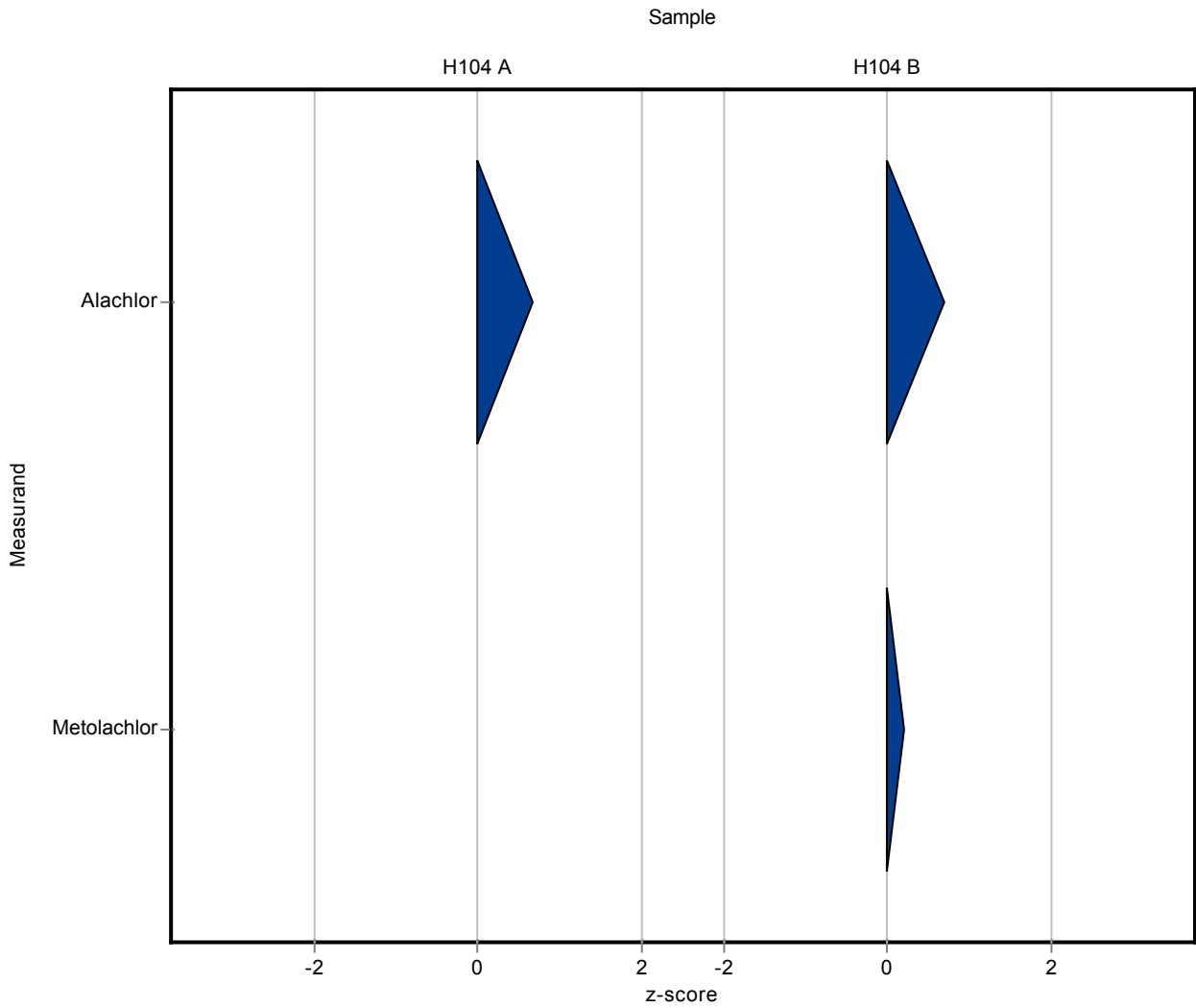
Sample: H104A

Parameter	Unit	Assigned value ± U (k=2)	Result ± U	Criterion	Recovery [%]	z-Score
2,4,5-Trichlorophenoxyacetic acid	µg/l	0.369 ± 0.0199	- ± -	0.0739	-	-
2,4-D (2,4-Dichlorphenoxyaceticacid)	µg/l	0.126 ± 0.00887	- ± -	0.0201	-	-
Alachlor	µg/l	0.227 ± 0.0159	0.245 ± 0.008	0.0272	108	0.66
Alachlor-t-acid (Alachlor-OA)	µg/l	0.842 ± 0.0513	- ± -	0.152	-	-
Alachlor-t-sulfonic acid (Alachlor-ESA)	µg/l	0.146 ± 0.0128	- ± -	0.0262	-	-
AMPA	µg/l	0.187 ± 0.00936	- ± -	0.0319	-	-
Bentazone	µg/l	0.119 ± 0.00731	- ± -	0.0179	-	-
Dicamba	µg/l	0.193 ± 0.0198	- ± -	0.0367	-	-
Dichlorprop	µg/l	0.102 ± 0.00597	- ± -	0.0122	-	-
Glufosinate	µg/l	0.339 ± 0.114	- ± -	0.102	-	-
Glyphosate	µg/l	- ± -	- ± -	-	-	-
MCPP (Mecoprop)	µg/l	0.237 ± 0.0112	- ± -	0.0308	-	-
Metazachlor	µg/l	- ± -	- ± -	-	-	-
Metazachlor ethane sulfonic acid (Metazachlor-ESA)	µg/l	0.744 ± 0.0438	- ± -	0.164	-	-
Metazachlor oxanilic acid (Metazachlor-OA)	µg/l	0.263 ± 0.0104	- ± -	0.0553	-	-
Metolachlor	µg/l	- ± -	<0.03 (LOQ) ± -	-	-	-
s-Metolachlor ethanesulfonic acid (Metolachlor-ESA)	µg/l	0.57 ± 0.0587	- ± -	0.12	-	-
s-Metolachlor oxanilic acid (Metolachlor-OA)	µg/l	0.504 ± 0.0308	- ± -	0.0756	-	-

Sample: H104B

Parameter	Unit	Assigned value ± U (k=2)	Result ± U	Criterion	Recovery [%]	z-Score
2,4,5-Trichlorophenoxyacetic acid	µg/l	0.203 ± 0.0109	- ± -	0.0405	-	-
2,4-D (2,4-Dichlorphenoxyaceticacid)	µg/l	0.504 ± 0.0251	- ± -	0.0806	-	-
Alachlor	µg/l	0.671 ± 0.0501	0.726 ± 0.013	0.0806	108	0.68

Parameter	Unit	Assigned value ± U (k=2)	Result ± U	Criterion Recovery [%]	z-Score
Alachlor-t-acid (Alachlor-OA)	µg/l	0.187 ± 0.00787	- ± -	0.0337	-
Alachlor-t-sulfonic acid (Alachlor-ESA)	µg/l	0.659 ± 0.0496	- ± -	0.119	-
AMPA	µg/l	0.872 ± 0.0427	- ± -	0.148	-
Bentazone	µg/l	0.131 ± 0.00602	- ± -	0.0197	-
Dicamba	µg/l	0.559 ± 0.0476	- ± -	0.106	-
Dichlorprop	µg/l	0.179 ± 0.00935	- ± -	0.0214	-
Glufosinate	µg/l	0.158 ± 0.0385	- ± -	0.0474	-
Glyphosate	µg/l	0.555 ± 0.0236	- ± -	0.122	-
MCPP (Mecoprop)	µg/l	0.251 ± 0.0127	- ± -	0.0327	-
Metazachlor	µg/l	0.167 ± 0.0108	- ± -	0.0184	-
Metazachlor ethane sulfonic acid (Metazachlor-ESA)	µg/l	0.243 ± 0.0146	- ± -	0.0535	-
Metazachlor oxanilic acid (Metazachlor-OA)	µg/l	- ± -	- ± -	-	-
Metolachlor	µg/l	0.399 ± 0.0242	0.41 ± 0.011	0.0559	103
s-Metolachlor ethanesulfonic acid (Metolachlor-ESA)	µg/l	0.249 ± 0.0267	- ± -	0.0524	-
s-Metolachlor oxanilic acid (Metolachlor-OA)	µg/l	0.664 ± 0.0359	- ± -	0.0996	-



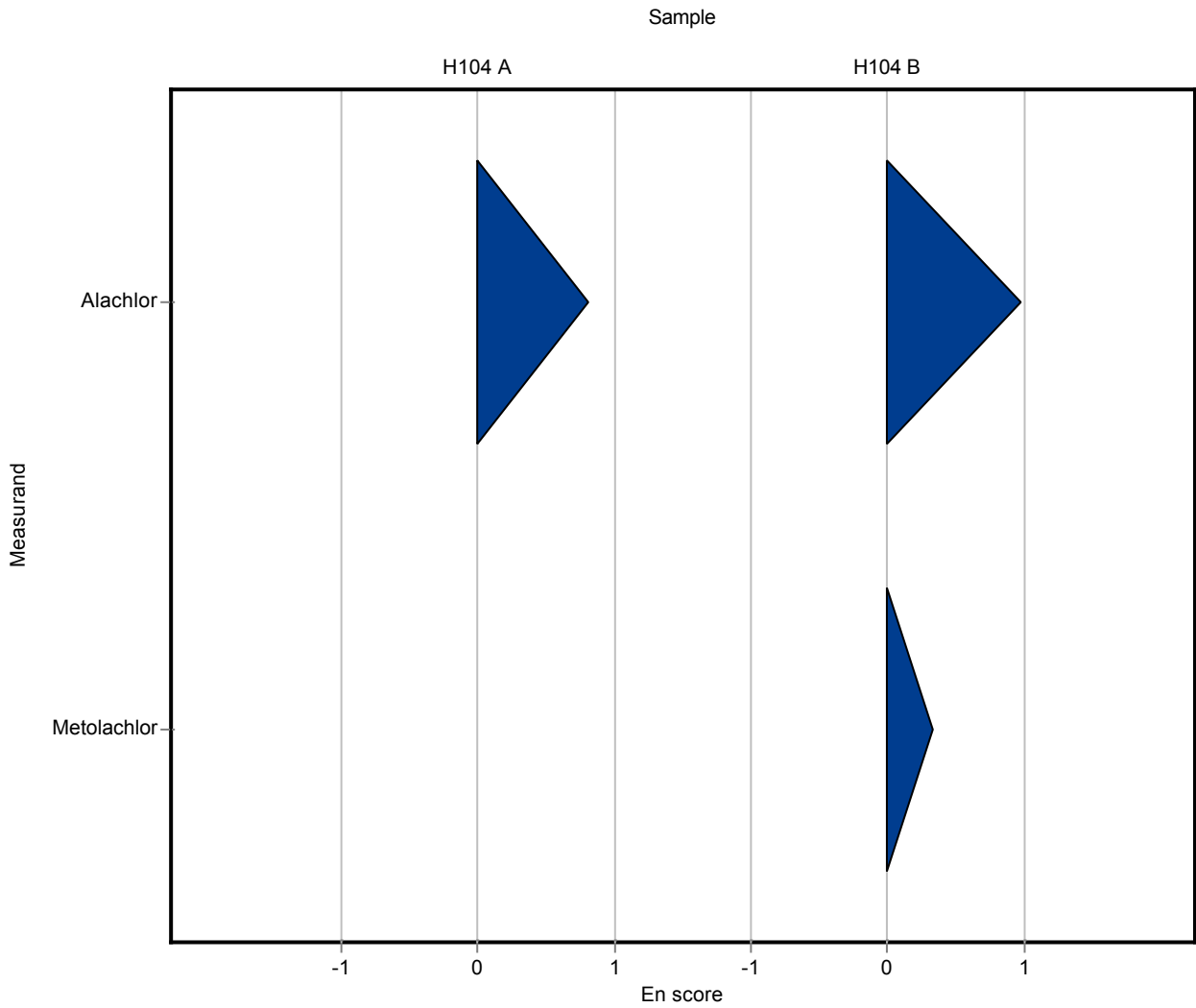
Sample: H104A

Parameter	Unit	Assigned value ± U (k=2)	Result ± U	Criterion	Recovery [%]	En-Score
2,4,5-Trichlorophenoxyacetic acid	µg/l	0.369 ± 0.0199	- ± -	0.0739	-	-
2,4-D (2,4-Dichlorphenoxyaceticacid)	µg/l	0.126 ± 0.00887	- ± -	0.0201	-	-
Alachlor	µg/l	0.227 ± 0.0159	0.245 ± 0.008	0.0272	108	0.80
Alachlor-t-acid (Alachlor-OA)	µg/l	0.842 ± 0.0513	- ± -	0.152	-	-
Alachlor-t-sulfonic acid (Alachlor-ESA)	µg/l	0.146 ± 0.0128	- ± -	0.0262	-	-
AMPA	µg/l	0.187 ± 0.00936	- ± -	0.0319	-	-
Bentazone	µg/l	0.119 ± 0.00731	- ± -	0.0179	-	-
Dicamba	µg/l	0.193 ± 0.0198	- ± -	0.0367	-	-
Dichlorprop	µg/l	0.102 ± 0.00597	- ± -	0.0122	-	-
Glufosinate	µg/l	0.339 ± 0.114	- ± -	0.102	-	-
Glyphosate	µg/l	- ± -	- ± -	-	-	-
MCPP (Mecoprop)	µg/l	0.237 ± 0.0112	- ± -	0.0308	-	-
Metazachlor	µg/l	- ± -	- ± -	-	-	-
Metazachlor ethane sulfonic acid (Metazachlor-ESA)	µg/l	0.744 ± 0.0438	- ± -	0.164	-	-
Metazachlor oxanilic acid (Metazachlor-OA)	µg/l	0.263 ± 0.0104	- ± -	0.0553	-	-
Metolachlor	µg/l	- ± -	<0.03 (LOQ) ± -	-	-	-
s-Metolachlor ethanesulfonic acid (Metolachlor-ESA)	µg/l	0.57 ± 0.0587	- ± -	0.12	-	-
s-Metolachlor oxanilic acid (Metolachlor-OA)	µg/l	0.504 ± 0.0308	- ± -	0.0756	-	-

Sample: H104B

Parameter	Unit	Assigned value ± U (k=2)	Result ± U	Criterion	Recovery [%]	En-Score
2,4,5-Trichlorophenoxyacetic acid	µg/l	0.203 ± 0.0109	- ± -	0.0405	-	-
2,4-D (2,4-Dichlorphenoxyaceticacid)	µg/l	0.504 ± 0.0251	- ± -	0.0806	-	-
Alachlor	µg/l	0.671 ± 0.0501	0.726 ± 0.013	0.0806	108	0.97

Parameter	Unit	Assigned value ± U (k=2)	Result ± U	Criterion Recovery [%]	En-Score
Alachlor-t-acid (Alachlor-OA)	µg/l	0.187 ± 0.00787	- ± -	0.0337	-
Alachlor-t-sulfonic acid (Alachlor-ESA)	µg/l	0.659 ± 0.0496	- ± -	0.119	-
AMPA	µg/l	0.872 ± 0.0427	- ± -	0.148	-
Bentazone	µg/l	0.131 ± 0.00602	- ± -	0.0197	-
Dicamba	µg/l	0.559 ± 0.0476	- ± -	0.106	-
Dichlorprop	µg/l	0.179 ± 0.00935	- ± -	0.0214	-
Glufosinate	µg/l	0.158 ± 0.0385	- ± -	0.0474	-
Glyphosate	µg/l	0.555 ± 0.0236	- ± -	0.122	-
MCPP (Mecoprop)	µg/l	0.251 ± 0.0127	- ± -	0.0327	-
Metazachlor	µg/l	0.167 ± 0.0108	- ± -	0.0184	-
Metazachlor ethane sulfonic acid (Metazachlor-ESA)	µg/l	0.243 ± 0.0146	- ± -	0.0535	-
Metazachlor oxanilic acid (Metazachlor-OA)	µg/l	- ± -	- ± -	-	-
Metolachlor	µg/l	0.399 ± 0.0242	0.41 ± 0.011	0.0559	103
s-Metolachlor ethanesulfonic acid (Metolachlor-ESA)	µg/l	0.249 ± 0.0267	- ± -	0.0524	-
s-Metolachlor oxanilic acid (Metolachlor-OA)	µg/l	0.664 ± 0.0359	- ± -	0.0996	-



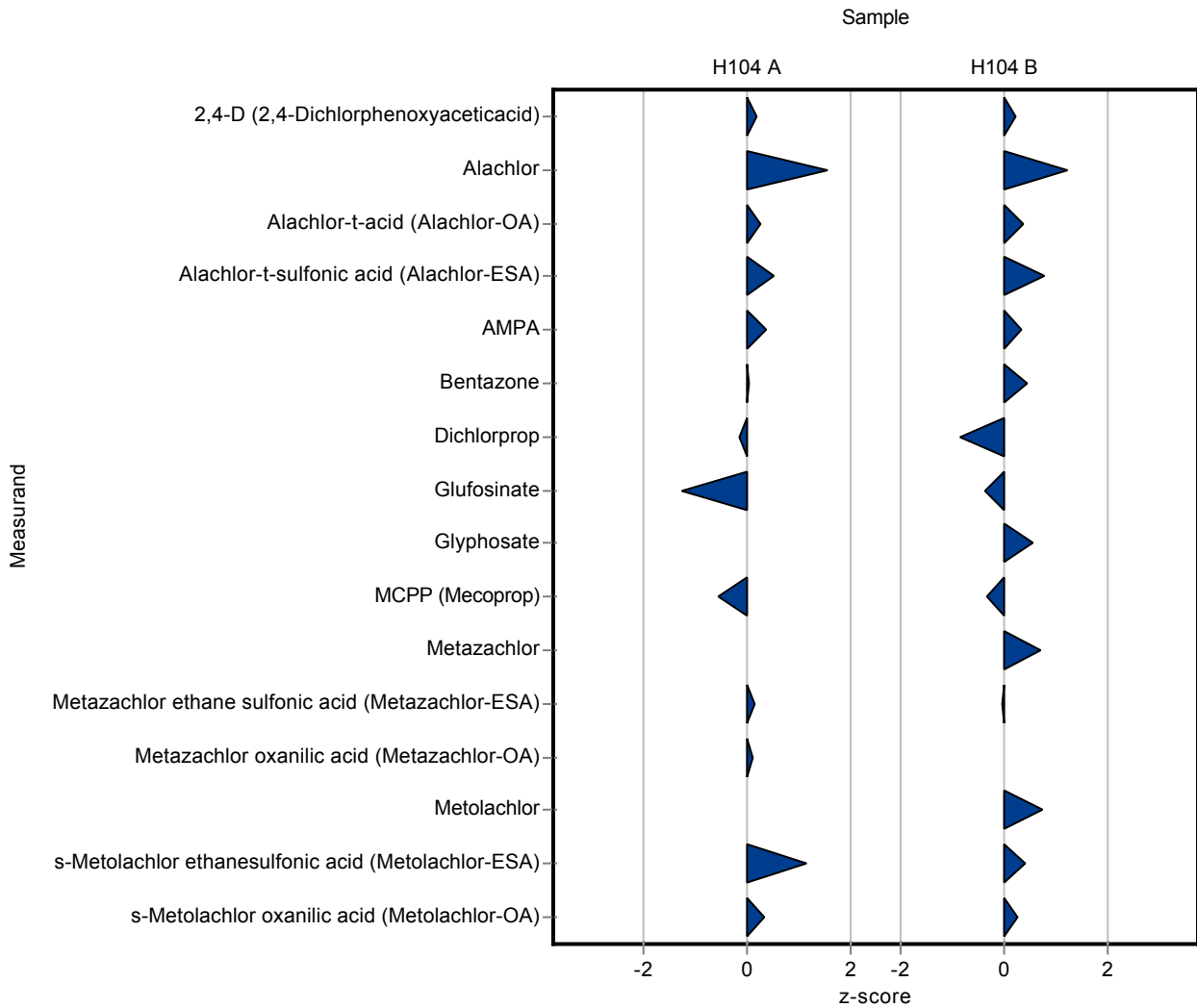
Sample: H104A

Parameter	Unit	Assigned value ± U (k=2)	Result ± U	Criterion	Recovery [%]	z-Score
2,4,5-Trichlorophenoxyacetic acid	µg/l	0.369 ± 0.0199	- ± -	0.0739	-	-
2,4-D (2,4-Dichlorphenoxyaceticacid)	µg/l	0.126 ± 0.00887	0.13 ± 0.03	0.0201	103	0.20
Alachlor	µg/l	0.227 ± 0.0159	0.27 ± 0.05	0.0272	119	1.58
Alachlor-t-acid (Alachlor-OA)	µg/l	0.842 ± 0.0513	0.88 ± 0.18	0.152	105	0.25
Alachlor-t-sulfonic acid (Alachlor-ESA)	µg/l	0.146 ± 0.0128	0.16 ± 0.03	0.0262	110	0.55
AMPA	µg/l	0.187 ± 0.00936	0.2 ± 0.04	0.0319	107	0.40
Bentazone	µg/l	0.119 ± 0.00731	0.12 ± 0.02	0.0179	100	0.03
Dicamba	µg/l	0.193 ± 0.0198	- ± -	0.0367	-	-
Dichlorprop	µg/l	0.102 ± 0.00597	0.1 ± 0.02	0.0122	98.2	-0.15
Glufosinate	µg/l	0.339 ± 0.114	0.21 ± 0.04	0.102	61.9	-1.27
Glyphosate	µg/l	- ± -	<0.02 (LOD) ± -	-	-	-
MCPP (Mecoprop)	µg/l	0.237 ± 0.0112	0.22 ± 0.04	0.0308	92.8	-0.56
Metazachlor	µg/l	- ± -	<0.02 (LOD) ± -	-	-	-
Metazachlor ethane sulfonic acid (Metazachlor-ESA)	µg/l	0.744 ± 0.0438	0.77 ± 0.15	0.164	103	0.16
Metazachlor oxanilic acid (Metazachlor-OA)	µg/l	0.263 ± 0.0104	0.27 ± 0.05	0.0553	103	0.12
Metolachlor	µg/l	- ± -	<0.02 (LOD) ± -	-	-	-
s-Metolachlor ethanesulfonic acid (Metolachlor-ESA)	µg/l	0.57 ± 0.0587	0.71 ± 0.14	0.12	125	1.17
s-Metolachlor oxanilic acid (Metolachlor-OA)	µg/l	0.504 ± 0.0308	0.53 ± 0.11	0.0756	105	0.35

Sample: H104B

Parameter	Unit	Assigned value ± U (k=2)	Result ± U	Criterion	Recovery [%]	z-Score
2,4,5-Trichlorophenoxyacetic acid	µg/l	0.203 ± 0.0109	- ± -	0.0405	-	-
2,4-D (2,4-Dichlorphenoxyaceticacid)	µg/l	0.504 ± 0.0251	0.52 ± 0.1	0.0806	103	0.20
Alachlor	µg/l	0.671 ± 0.0501	0.77 ± 0.15	0.0806	115	1.22

Parameter	Unit	Assigned value ± U (k=2)	Result ± U	Criterion	Recovery [%]	z-Score
Alachlor-t-acid (Alachlor-OA)	µg/l	0.187 ± 0.00787	0.2 ± 0.04	0.0337	107	0.38
Alachlor-t-sulfonic acid (Alachlor-ESA)	µg/l	0.659 ± 0.0496	0.75 ± 0.15	0.119	114	0.77
AMPA	µg/l	0.872 ± 0.0427	0.92 ± 0.18	0.148	106	0.33
Bentazone	µg/l	0.131 ± 0.00602	0.14 ± 0.03	0.0197	107	0.44
Dicamba	µg/l	0.559 ± 0.0476	- ± -	0.106	-	-
Dichlorprop	µg/l	0.179 ± 0.00935	0.16 ± 0.03	0.0214	89.6	-0.87
Glufosinate	µg/l	0.158 ± 0.0385	0.14 ± 0.03	0.0474	88.6	-0.38
Glyphosate	µg/l	0.555 ± 0.0236	0.62 ± 0.12	0.122	112	0.53
MCPP (Mecoprop)	µg/l	0.251 ± 0.0127	0.24 ± 0.05	0.0327	95.5	-0.34
Metazachlor	µg/l	0.167 ± 0.0108	0.18 ± 0.04	0.0184	108	0.69
Metazachlor ethane sulfonic acid (Metazachlor-ESA)	µg/l	0.243 ± 0.0146	0.24 ± 0.05	0.0535	98.7	-0.06
Metazachlor oxanilic acid (Metazachlor-OA)	µg/l	- ± -	<0.02 (LOD) ± -	-	-	-
Metolachlor	µg/l	0.399 ± 0.0242	0.44 ± 0.09	0.0559	110	0.73
s-Metolachlor ethanesulfonic acid (Metolachlor-ESA)	µg/l	0.249 ± 0.0267	0.27 ± 0.05	0.0524	108	0.39
s-Metolachlor oxanilic acid (Metolachlor-OA)	µg/l	0.664 ± 0.0359	0.69 ± 0.14	0.0996	104	0.26



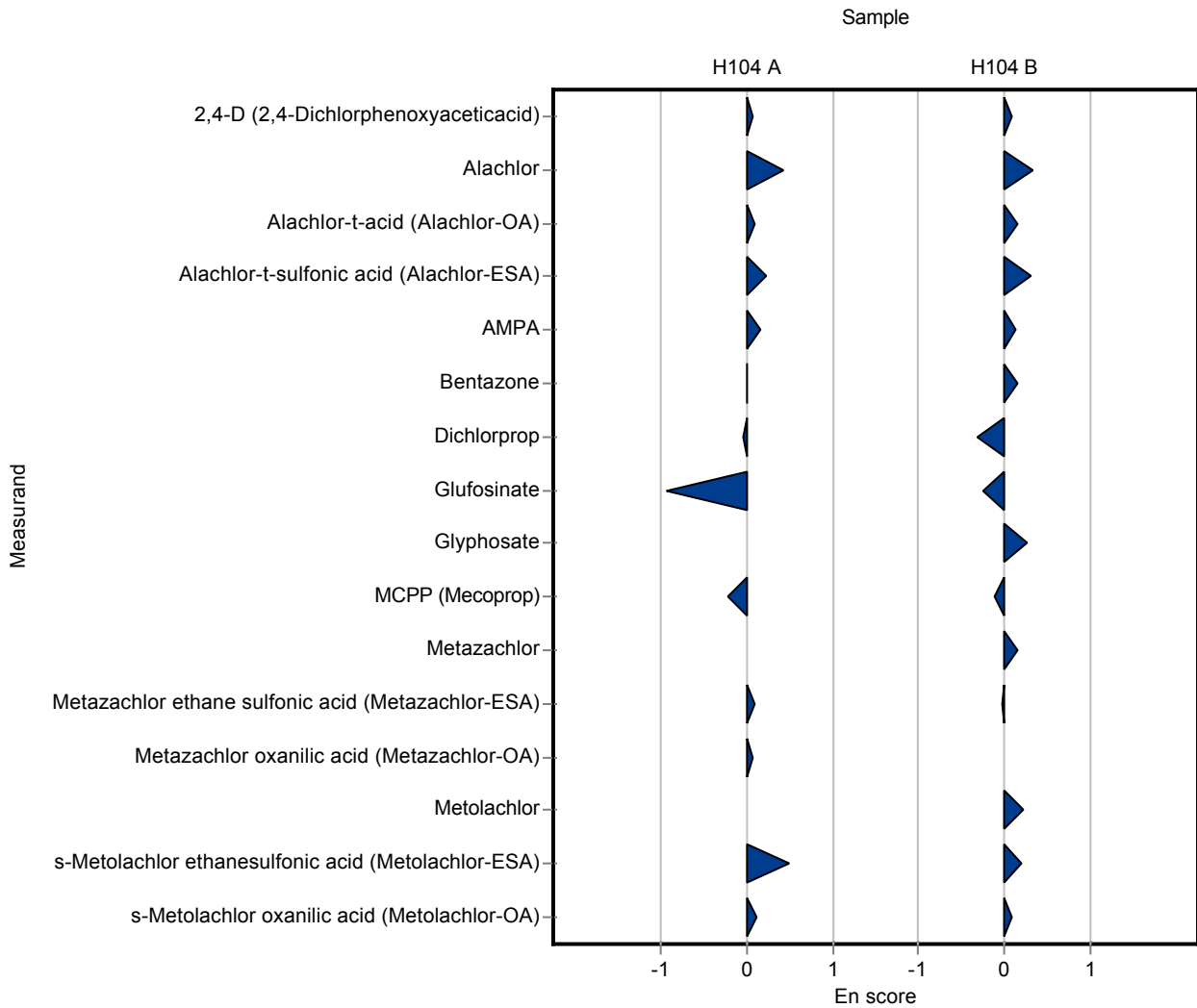
Sample: H104A

Parameter	Unit	Assigned value ± U (k=2)	Result ± U	Criterion	Recovery [%]	En-Score
2,4,5-Trichlorophenoxyacetic acid	µg/l	0.369 ± 0.0199	- ± -	0.0739	-	-
2,4-D (2,4-Dichlorphenoxyaceticacid)	µg/l	0.126 ± 0.00887	0.13 ± 0.03	0.0201	103	0.07
Alachlor	µg/l	0.227 ± 0.0159	0.27 ± 0.05	0.0272	119	0.42
Alachlor-t-acid (Alachlor-OA)	µg/l	0.842 ± 0.0513	0.88 ± 0.18	0.152	105	0.10
Alachlor-t-sulfonic acid (Alachlor-ESA)	µg/l	0.146 ± 0.0128	0.16 ± 0.03	0.0262	110	0.23
AMPA	µg/l	0.187 ± 0.00936	0.2 ± 0.04	0.0319	107	0.16
Bentazone	µg/l	0.119 ± 0.00731	0.12 ± 0.02	0.0179	100	0.01
Dicamba	µg/l	0.193 ± 0.0198	- ± -	0.0367	-	-
Dichlorprop	µg/l	0.102 ± 0.00597	0.1 ± 0.02	0.0122	98.2	-0.04
Glufosinate	µg/l	0.339 ± 0.114	0.21 ± 0.04	0.102	61.9	-0.93
Glyphosate	µg/l	- ± -	<0.02 (LOD) ± -	-	-	-
MCPP (Mecoprop)	µg/l	0.237 ± 0.0112	0.22 ± 0.04	0.0308	92.8	-0.21
Metazachlor	µg/l	- ± -	<0.02 (LOD) ± -	-	-	-
Metazachlor ethane sulfonic acid (Metazachlor-ESA)	µg/l	0.744 ± 0.0438	0.77 ± 0.15	0.164	103	0.08
Metazachlor oxanilic acid (Metazachlor-OA)	µg/l	0.263 ± 0.0104	0.27 ± 0.05	0.0553	103	0.07
Metolachlor	µg/l	- ± -	<0.02 (LOD) ± -	-	-	-
s-Metolachlor ethanesulfonic acid (Metolachlor-ESA)	µg/l	0.57 ± 0.0587	0.71 ± 0.14	0.12	125	0.49
s-Metolachlor oxanilic acid (Metolachlor-OA)	µg/l	0.504 ± 0.0308	0.53 ± 0.11	0.0756	105	0.12

Sample: H104B

Parameter	Unit	Assigned value ± U (k=2)	Result ± U	Criterion	Recovery [%]	En-Score
2,4,5-Trichlorophenoxyacetic acid	µg/l	0.203 ± 0.0109	- ± -	0.0405	-	-
2,4-D (2,4-Dichlorphenoxyaceticacid)	µg/l	0.504 ± 0.0251	0.52 ± 0.1	0.0806	103	0.08
Alachlor	µg/l	0.671 ± 0.0501	0.77 ± 0.15	0.0806	115	0.32

Parameter	Unit	Assigned value ± U (k=2)	Result ± U	Criterion Recovery [%]	En-Score	
Alachlor-t-acid (Alachlor-OA)	µg/l	0.187 ± 0.00787	0.2 ± 0.04	0.0337	107	0.16
Alachlor-t-sulfonic acid (Alachlor-ESA)	µg/l	0.659 ± 0.0496	0.75 ± 0.15	0.119	114	0.30
AMPA	µg/l	0.872 ± 0.0427	0.92 ± 0.18	0.148	106	0.13
Bentazone	µg/l	0.131 ± 0.00602	0.14 ± 0.03	0.0197	107	0.14
Dicamba	µg/l	0.559 ± 0.0476	- ± -	0.106	-	-
Dichlorprop	µg/l	0.179 ± 0.00935	0.16 ± 0.03	0.0214	89.6	-0.31
Glufosinate	µg/l	0.158 ± 0.0385	0.14 ± 0.03	0.0474	88.6	-0.25
Glyphosate	µg/l	0.555 ± 0.0236	0.62 ± 0.12	0.122	112	0.27
MCP (Mecoprop)	µg/l	0.251 ± 0.0127	0.24 ± 0.05	0.0327	95.5	-0.11
Metazachlor	µg/l	0.167 ± 0.0108	0.18 ± 0.04	0.0184	108	0.16
Metazachlor ethane sulfonic acid (Metazachlor-ESA)	µg/l	0.243 ± 0.0146	0.24 ± 0.05	0.0535	98.7	-0.03
Metazachlor oxanilic acid (Metazachlor-OA)	µg/l	- ± -	<0.02 (LOD) ± -	-	-	-
Metolachlor	µg/l	0.399 ± 0.0242	0.44 ± 0.09	0.0559	110	0.23
s-Metolachlor ethanesulfonic acid (Metolachlor-ESA)	µg/l	0.249 ± 0.0267	0.27 ± 0.05	0.0524	108	0.20
s-Metolachlor oxanilic acid (Metolachlor-OA)	µg/l	0.664 ± 0.0359	0.69 ± 0.14	0.0996	104	0.09



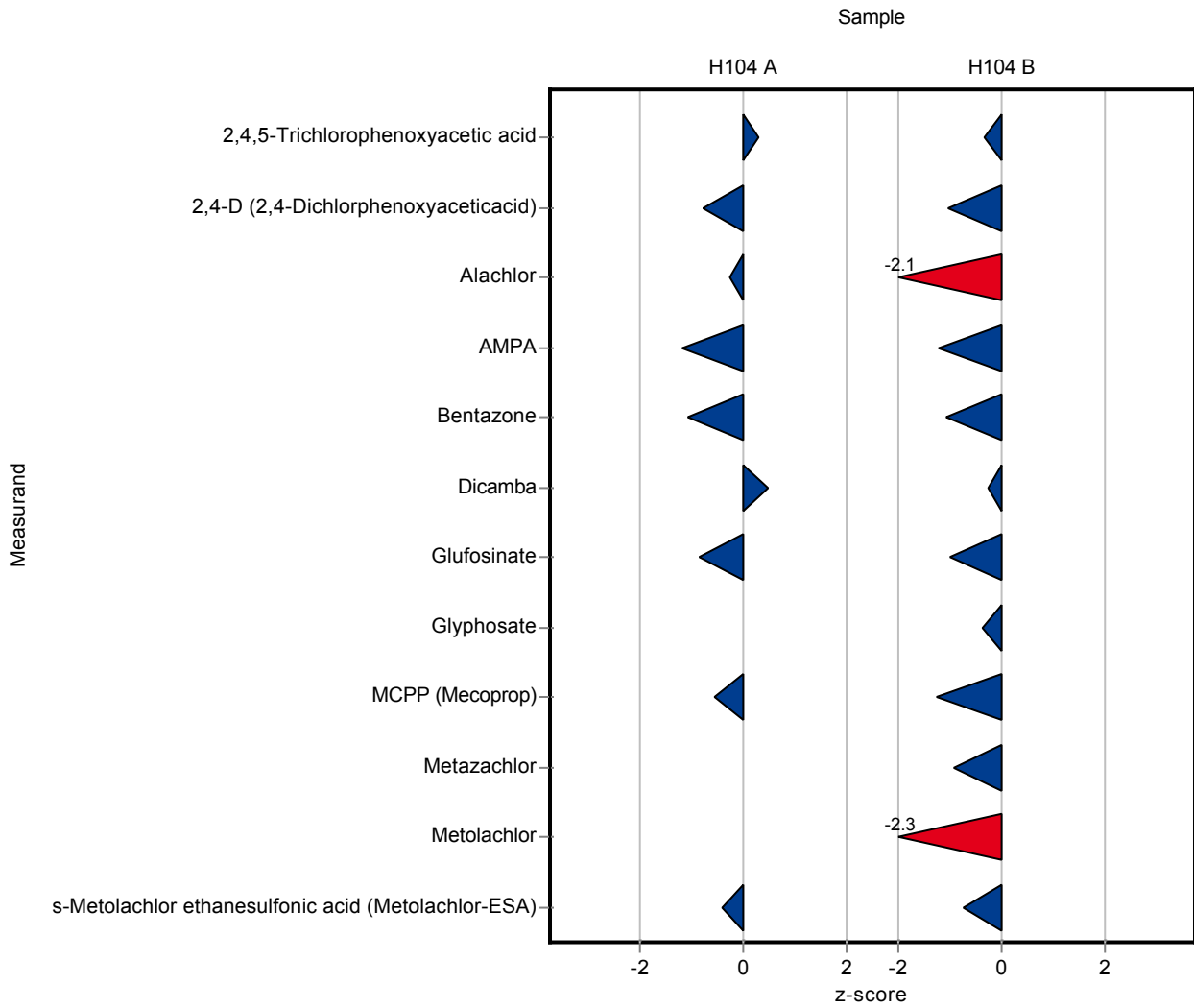
Sample: H104A

Parameter	Unit	Assigned value ± U (k=2)	Result ± U	Criterion	Recovery [%]	z-Score
2,4,5-Trichlorophenoxyacetic acid	µg/l	0.369 ± 0.0199	0.39 ± 0.17	0.0739	106	0.28
2,4-D (2,4-Dichlorphenoxyaceticacid)	µg/l	0.126 ± 0.00887	0.11 ± 0.048	0.0201	87.4	-0.79
Alachlor	µg/l	0.227 ± 0.0159	0.22 ± 0.097	0.0272	96.9	-0.26
Alachlor-t-acid (Alachlor-OA)	µg/l	0.842 ± 0.0513	- ± -	0.152	-	-
Alachlor-t-sulfonic acid (Alachlor-ESA)	µg/l	0.146 ± 0.0128	- ± -	0.0262	-	-
AMPA	µg/l	0.187 ± 0.00936	0.15 ± 0.066	0.0319	80	-1.17
Bentazone	µg/l	0.119 ± 0.00731	0.1 ± 0.044	0.0179	83.7	-1.08
Dicamba	µg/l	0.193 ± 0.0198	0.21 ± 0.092	0.0367	109	0.46
Dichlorprop	µg/l	0.102 ± 0.00597	- ± -	0.0122	-	-
Glufosinate	µg/l	0.339 ± 0.114	0.25 ± 0.11	0.102	73.7	-0.88
Glyphosate	µg/l	- ± -	<0.01 (LOQ) ± -	-	-	-
MCPP (Mecoprop)	µg/l	0.237 ± 0.0112	0.22 ± 0.097	0.0308	92.8	-0.56
Metazachlor	µg/l	- ± -	<0.03 (LOQ) ± -	-	-	-
Metazachlor ethane sulfonic acid (Metazachlor-ESA)	µg/l	0.744 ± 0.0438	- ± -	0.164	-	-
Metazachlor oxanilic acid (Metazachlor-OA)	µg/l	0.263 ± 0.0104	- ± -	0.0553	-	-
Metolachlor	µg/l	- ± -	<0.05 (LOQ) ± -	-	-	-
s-Metolachlor ethanesulfonic acid (Metolachlor-ESA)	µg/l	0.57 ± 0.0587	0.52 ± 0.23	0.12	91.2	-0.42
s-Metolachlor oxanilic acid (Metolachlor-OA)	µg/l	0.504 ± 0.0308	- ± -	0.0756	-	-

Sample: H104B

Parameter	Unit	Assigned value ± U (k=2)	Result ± U	Criterion	Recovery [%]	z-Score
2,4,5-Trichlorophenoxyacetic acid	µg/l	0.203 ± 0.0109	0.19 ± 0.084	0.0405	93.8	-0.31
2,4-D (2,4-Dichlorphenoxyaceticacid)	µg/l	0.504 ± 0.0251	0.42 ± 0.18	0.0806	83.3	-1.04
Alachlor	µg/l	0.671 ± 0.0501	0.5 ± 0.22	0.0806	74.5	-2.13

Parameter	Unit	Assigned value ± U (k=2)	Result ± U	Criterion	Recovery [%]	z-Score
Alachlor-t-acid (Alachlor-OA)	µg/l	0.187 ± 0.00787	- ± -	0.0337	-	-
Alachlor-t-sulfonic acid (Alachlor-ESA)	µg/l	0.659 ± 0.0496	- ± -	0.119	-	-
AMPA	µg/l	0.872 ± 0.0427	0.69 ± 0.3	0.148	79.1	-1.23
Bentazone	µg/l	0.131 ± 0.00602	0.11 ± 0.048	0.0197	83.7	-1.08
Dicamba	µg/l	0.559 ± 0.0476	0.53 ± 0.23	0.106	94.9	-0.27
Dichlorprop	µg/l	0.179 ± 0.00935	- ± -	0.0214	-	-
Glufosinate	µg/l	0.158 ± 0.0385	0.11 ± 0.048	0.0474	69.6	-1.01
Glyphosate	µg/l	0.555 ± 0.0236	0.51 ± 0.22	0.122	91.9	-0.37
MCPP (Mecoprop)	µg/l	0.251 ± 0.0127	0.21 ± 0.092	0.0327	83.6	-1.26
Metazachlor	µg/l	0.167 ± 0.0108	0.15 ± 0.066	0.0184	89.7	-0.94
Metazachlor ethane sulfonic acid (Metazachlor-ESA)	µg/l	0.243 ± 0.0146	- ± -	0.0535	-	-
Metazachlor oxanilic acid (Metazachlor-OA)	µg/l	- ± -	- ± -	-	-	-
Metolachlor	µg/l	0.399 ± 0.0242	0.27 ± 0.12	0.0559	67.7	-2.31
s-Metolachlor ethanesulfonic acid (Metolachlor-ESA)	µg/l	0.249 ± 0.0267	0.21 ± 0.092	0.0524	84.2	-0.75
s-Metolachlor oxanilic acid (Metolachlor-OA)	µg/l	0.664 ± 0.0359	- ± -	0.0996	-	-



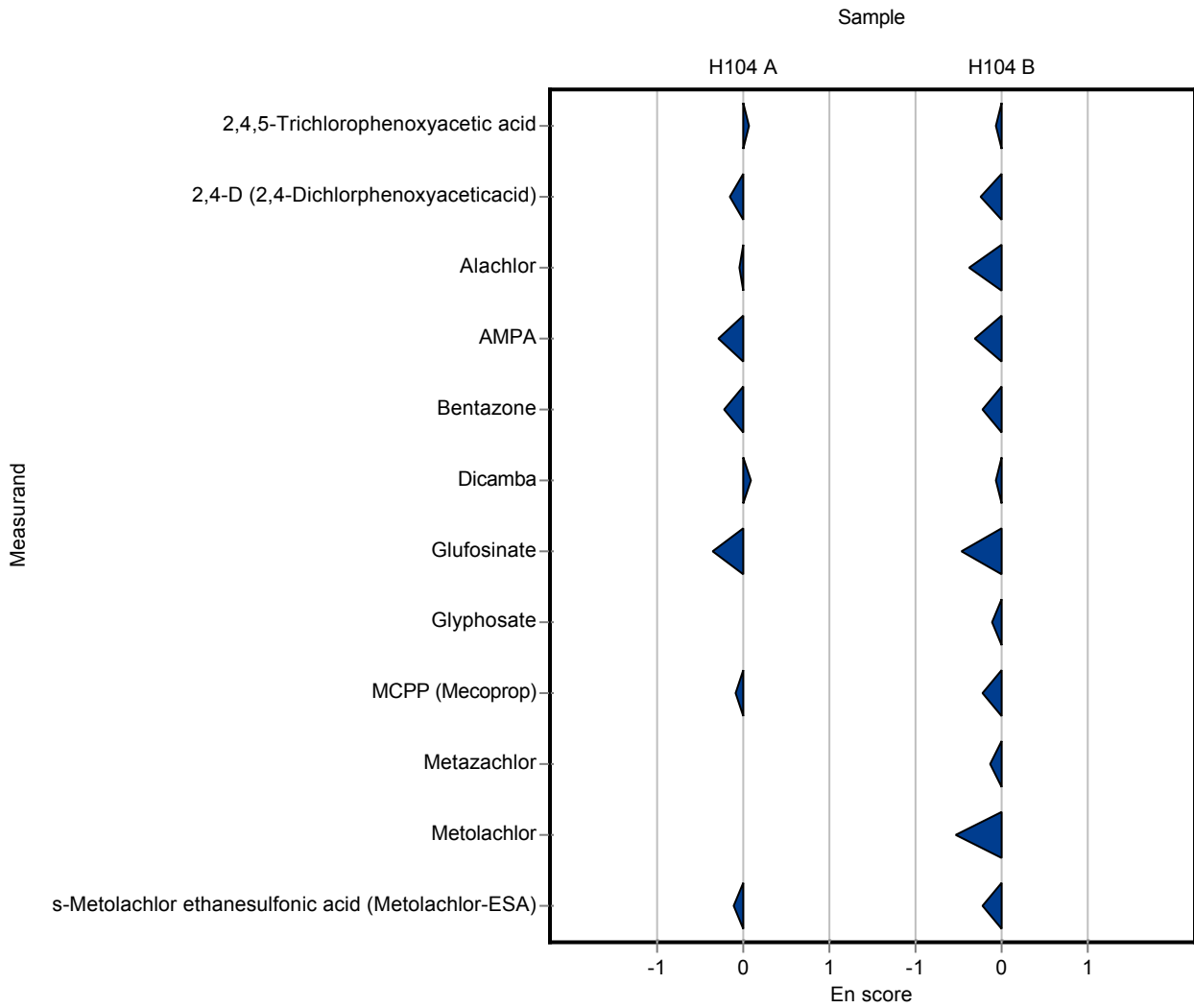
Sample: H104A

Parameter	Unit	Assigned value ± U (k=2)	Result ± U	Criterion	Recovery [%]	En-Score
2,4,5-Trichlorophenoxyacetic acid	µg/l	0.369 ± 0.0199	0.39 ± 0.17	0.0739	106	0.06
2,4-D (2,4-Dichlorphenoxyaceticacid)	µg/l	0.126 ± 0.00887	0.11 ± 0.048	0.0201	87.4	-0.17
Alachlor	µg/l	0.227 ± 0.0159	0.22 ± 0.097	0.0272	96.9	-0.04
Alachlor-t-acid (Alachlor-OA)	µg/l	0.842 ± 0.0513	- ± -	0.152	-	-
Alachlor-t-sulfonic acid (Alachlor-ESA)	µg/l	0.146 ± 0.0128	- ± -	0.0262	-	-
AMPA	µg/l	0.187 ± 0.00936	0.15 ± 0.066	0.0319	80	-0.28
Bentazone	µg/l	0.119 ± 0.00731	0.1 ± 0.044	0.0179	83.7	-0.22
Dicamba	µg/l	0.193 ± 0.0198	0.21 ± 0.092	0.0367	109	0.09
Dichlorprop	µg/l	0.102 ± 0.00597	- ± -	0.0122	-	-
Glufosinate	µg/l	0.339 ± 0.114	0.25 ± 0.11	0.102	73.7	-0.36
Glyphosate	µg/l	- ± -	<0.01 (LOQ) ± -	-	-	-
MCPP (Mecoprop)	µg/l	0.237 ± 0.0112	0.22 ± 0.097	0.0308	92.8	-0.09
Metazachlor	µg/l	- ± -	<0.03 (LOQ) ± -	-	-	-
Metazachlor ethane sulfonic acid (Metazachlor-ESA)	µg/l	0.744 ± 0.0438	- ± -	0.164	-	-
Metazachlor oxanilic acid (Metazachlor-OA)	µg/l	0.263 ± 0.0104	- ± -	0.0553	-	-
Metolachlor	µg/l	- ± -	<0.05 (LOQ) ± -	-	-	-
s-Metolachlor ethanesulfonic acid (Metolachlor-ESA)	µg/l	0.57 ± 0.0587	0.52 ± 0.23	0.12	91.2	-0.11
s-Metolachlor oxanilic acid (Metolachlor-OA)	µg/l	0.504 ± 0.0308	- ± -	0.0756	-	-

Sample: H104B

Parameter	Unit	Assigned value ± U (k=2)	Result ± U	Criterion	Recovery [%]	En-Score
2,4,5-Trichlorophenoxyacetic acid	µg/l	0.203 ± 0.0109	0.19 ± 0.084	0.0405	93.8	-0.08
2,4-D (2,4-Dichlorphenoxyaceticacid)	µg/l	0.504 ± 0.0251	0.42 ± 0.18	0.0806	83.3	-0.23
Alachlor	µg/l	0.671 ± 0.0501	0.5 ± 0.22	0.0806	74.5	-0.39

Parameter	Unit	Assigned value ± U (k=2)	Result ± U	Criterion	Recovery [%]	En-Score
Alachlor-t-acid (Alachlor-OA)	µg/l	0.187 ± 0.00787	- ± -	0.0337	-	-
Alachlor-t-sulfonic acid (Alachlor-ESA)	µg/l	0.659 ± 0.0496	- ± -	0.119	-	-
AMPA	µg/l	0.872 ± 0.0427	0.69 ± 0.3	0.148	79.1	-0.30
Bentazone	µg/l	0.131 ± 0.00602	0.11 ± 0.048	0.0197	83.7	-0.22
Dicamba	µg/l	0.559 ± 0.0476	0.53 ± 0.23	0.106	94.9	-0.06
Dichlorprop	µg/l	0.179 ± 0.00935	- ± -	0.0214	-	-
Glufosinate	µg/l	0.158 ± 0.0385	0.11 ± 0.048	0.0474	69.6	-0.47
Glyphosate	µg/l	0.555 ± 0.0236	0.51 ± 0.22	0.122	91.9	-0.10
MCP (Mecoprop)	µg/l	0.251 ± 0.0127	0.21 ± 0.092	0.0327	83.6	-0.22
Metazachlor	µg/l	0.167 ± 0.0108	0.15 ± 0.066	0.0184	89.7	-0.13
Metazachlor ethane sulfonic acid (Metazachlor-ESA)	µg/l	0.243 ± 0.0146	- ± -	0.0535	-	-
Metazachlor oxanilic acid (Metazachlor-OA)	µg/l	- ± -	- ± -	-	-	-
Metolachlor	µg/l	0.399 ± 0.0242	0.27 ± 0.12	0.0559	67.7	-0.54
s-Metolachlor ethanesulfonic acid (Metolachlor-ESA)	µg/l	0.249 ± 0.0267	0.21 ± 0.092	0.0524	84.2	-0.21
s-Metolachlor oxanilic acid (Metolachlor-OA)	µg/l	0.664 ± 0.0359	- ± -	0.0996	-	-



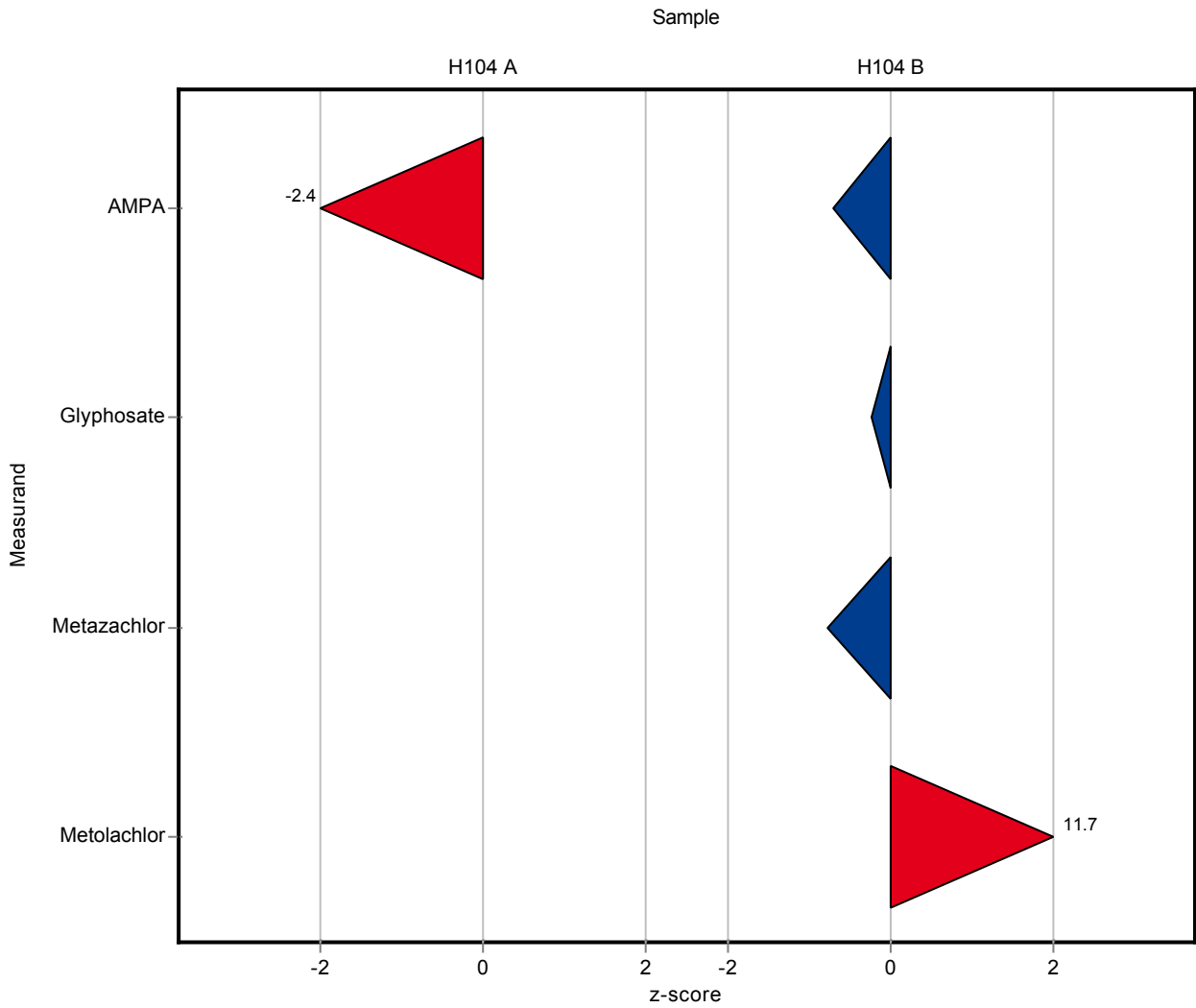
Sample: H104A

Parameter	Unit	Assigned value ± U (k=2)	Result ± U	Criterion	Recovery [%]	z-Score
2,4,5-Trichlorophenoxyacetic acid	µg/l	0.369 ± 0.0199	- ± -	0.0739	-	-
2,4-D (2,4-Dichlorphenoxyaceticacid)	µg/l	0.126 ± 0.00887	- ± -	0.0201	-	-
Alachlor	µg/l	0.227 ± 0.0159	- ± -	0.0272	-	-
Alachlor-t-acid (Alachlor-OA)	µg/l	0.842 ± 0.0513	- ± -	0.152	-	-
Alachlor-t-sulfonic acid (Alachlor-ESA)	µg/l	0.146 ± 0.0128	- ± -	0.0262	-	-
AMPA	µg/l	0.187 ± 0.00936	0.112 ± 0.017	0.0319	59.8	-2.37
Bentazone	µg/l	0.119 ± 0.00731	- ± -	0.0179	-	-
Dicamba	µg/l	0.193 ± 0.0198	- ± -	0.0367	-	-
Dichlorprop	µg/l	0.102 ± 0.00597	- ± -	0.0122	-	-
Glufosinate	µg/l	0.339 ± 0.114	- ± -	0.102	-	-
Glyphosate	µg/l	- ± -	<0.1 (LOQ) ± -	-	-	-
MCPP (Mecoprop)	µg/l	0.237 ± 0.0112	- ± -	0.0308	-	-
Metazachlor	µg/l	- ± -	<0.05 (LOQ) ± -	-	-	-
Metazachlor ethane sulfonic acid (Metazachlor-ESA)	µg/l	0.744 ± 0.0438	- ± -	0.164	-	-
Metazachlor oxanilic acid (Metazachlor-OA)	µg/l	0.263 ± 0.0104	- ± -	0.0553	-	-
Metolachlor	µg/l	- ± -	0.273 ± 0.041	-	-	-
s-Metolachlor ethanesulfonic acid (Metolachlor-ESA)	µg/l	0.57 ± 0.0587	- ± -	0.12	-	-
s-Metolachlor oxanilic acid (Metolachlor-OA)	µg/l	0.504 ± 0.0308	- ± -	0.0756	-	-

Sample: H104B

Parameter	Unit	Assigned value ± U (k=2)	Result ± U	Criterion	Recovery [%]	z-Score
2,4,5-Trichlorophenoxyacetic acid	µg/l	0.203 ± 0.0109	- ± -	0.0405	-	-
2,4-D (2,4-Dichlorphenoxyaceticacid)	µg/l	0.504 ± 0.0251	- ± -	0.0806	-	-
Alachlor	µg/l	0.671 ± 0.0501	- ± -	0.0806	-	-

Parameter	Unit	Assigned value ± U (k=2)	Result ± U	Criterion	Recovery [%]	z-Score
Alachlor-t-acid (Alachlor-OA)	µg/l	0.187 ± 0.00787	- ± -	0.0337	-	-
Alachlor-t-sulfonic acid (Alachlor-ESA)	µg/l	0.659 ± 0.0496	- ± -	0.119	-	-
AMPA	µg/l	0.872 ± 0.0427	0.769 ± 0.115	0.148	88.2	-0.69
Bentazone	µg/l	0.131 ± 0.00602	- ± -	0.0197	-	-
Dicamba	µg/l	0.559 ± 0.0476	- ± -	0.106	-	-
Dichlorprop	µg/l	0.179 ± 0.00935	- ± -	0.0214	-	-
Glufosinate	µg/l	0.158 ± 0.0385	- ± -	0.0474	-	-
Glyphosate	µg/l	0.555 ± 0.0236	0.526 ± 0.079	0.122	94.8	-0.24
MCPP (Mecoprop)	µg/l	0.251 ± 0.0127	- ± -	0.0327	-	-
Metazachlor	µg/l	0.167 ± 0.0108	0.153 ± 0.023	0.0184	91.5	-0.78
Metazachlor ethane sulfonic acid (Metazachlor-ESA)	µg/l	0.243 ± 0.0146	- ± -	0.0535	-	-
Metazachlor oxanilic acid (Metazachlor-OA)	µg/l	- ± -	- ± -	-	-	-
Metolachlor	µg/l	0.399 ± 0.0242	1.053 ± 0.158	0.0559	264	11.70
s-Metolachlor ethanesulfonic acid (Metolachlor-ESA)	µg/l	0.249 ± 0.0267	- ± -	0.0524	-	-
s-Metolachlor oxanilic acid (Metolachlor-OA)	µg/l	0.664 ± 0.0359	- ± -	0.0996	-	-



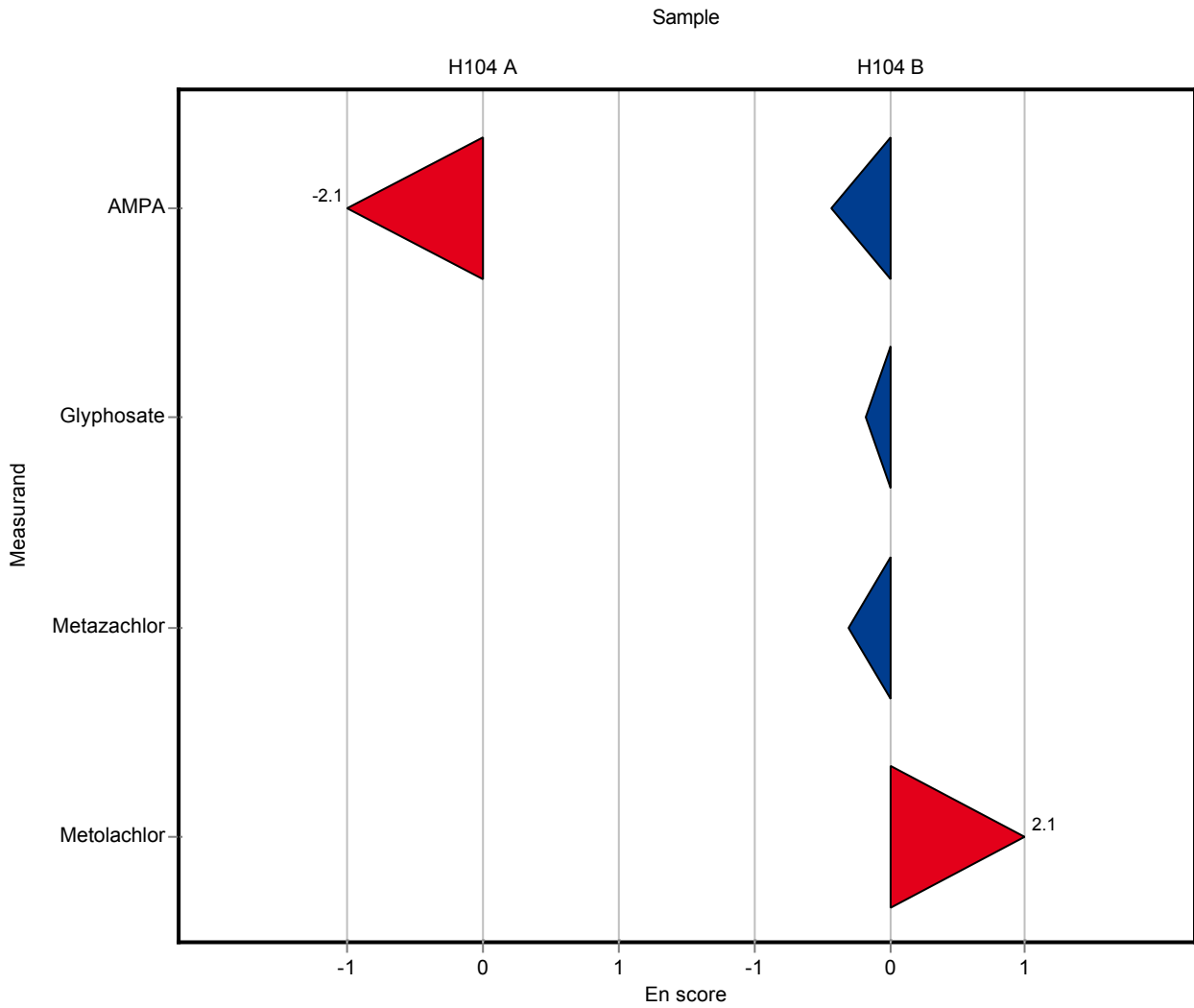
Sample: H104A

Parameter	Unit	Assigned value ± U (k=2)	Result ± U	Criterion	Recovery [%]	En-Score
2,4,5-Trichlorophenoxyacetic acid	µg/l	0.369 ± 0.0199	- ± -	0.0739	-	-
2,4-D (2,4-Dichlorphenoxyaceticacid)	µg/l	0.126 ± 0.00887	- ± -	0.0201	-	-
Alachlor	µg/l	0.227 ± 0.0159	- ± -	0.0272	-	-
Alachlor-t-acid (Alachlor-OA)	µg/l	0.842 ± 0.0513	- ± -	0.152	-	-
Alachlor-t-sulfonic acid (Alachlor-ESA)	µg/l	0.146 ± 0.0128	- ± -	0.0262	-	-
AMPA	µg/l	0.187 ± 0.00936	0.112 ± 0.017	0.0319	59.8	-2.14
Bentazone	µg/l	0.119 ± 0.00731	- ± -	0.0179	-	-
Dicamba	µg/l	0.193 ± 0.0198	- ± -	0.0367	-	-
Dichlorprop	µg/l	0.102 ± 0.00597	- ± -	0.0122	-	-
Glufosinate	µg/l	0.339 ± 0.114	- ± -	0.102	-	-
Glyphosate	µg/l	- ± -	<0.1 (LOQ) ± -	-	-	-
MCPP (Mecoprop)	µg/l	0.237 ± 0.0112	- ± -	0.0308	-	-
Metazachlor	µg/l	- ± -	<0.05 (LOQ) ± -	-	-	-
Metazachlor ethane sulfonic acid (Metazachlor-ESA)	µg/l	0.744 ± 0.0438	- ± -	0.164	-	-
Metazachlor oxanilic acid (Metazachlor-OA)	µg/l	0.263 ± 0.0104	- ± -	0.0553	-	-
Metolachlor	µg/l	- ± -	0.273 ± 0.041	-	-	-
s-Metolachlor ethanesulfonic acid (Metolachlor-ESA)	µg/l	0.57 ± 0.0587	- ± -	0.12	-	-
s-Metolachlor oxanilic acid (Metolachlor-OA)	µg/l	0.504 ± 0.0308	- ± -	0.0756	-	-

Sample: H104B

Parameter	Unit	Assigned value ± U (k=2)	Result ± U	Criterion	Recovery [%]	En-Score
2,4,5-Trichlorophenoxyacetic acid	µg/l	0.203 ± 0.0109	- ± -	0.0405	-	-
2,4-D (2,4-Dichlorphenoxyaceticacid)	µg/l	0.504 ± 0.0251	- ± -	0.0806	-	-
Alachlor	µg/l	0.671 ± 0.0501	- ± -	0.0806	-	-

Parameter	Unit	Assigned value ± U (k=2)	Result ± U	Criterion	Recovery [%]	En-Score
Alachlor-t-acid (Alachlor-OA)	µg/l	0.187 ± 0.00787	- ± -	0.0337	-	-
Alachlor-t-sulfonic acid (Alachlor-ESA)	µg/l	0.659 ± 0.0496	- ± -	0.119	-	-
AMPA	µg/l	0.872 ± 0.0427	0.769 ± 0.115	0.148	88.2	-0.44
Bentazone	µg/l	0.131 ± 0.00602	- ± -	0.0197	-	-
Dicamba	µg/l	0.559 ± 0.0476	- ± -	0.106	-	-
Dichlorprop	µg/l	0.179 ± 0.00935	- ± -	0.0214	-	-
Glufosinate	µg/l	0.158 ± 0.0385	- ± -	0.0474	-	-
Glyphosate	µg/l	0.555 ± 0.0236	0.526 ± 0.079	0.122	94.8	-0.18
MCP (Mecoprop)	µg/l	0.251 ± 0.0127	- ± -	0.0327	-	-
Metazachlor	µg/l	0.167 ± 0.0108	0.153 ± 0.023	0.0184	91.5	-0.30
Metazachlor ethane sulfonic acid (Metazachlor-ESA)	µg/l	0.243 ± 0.0146	- ± -	0.0535	-	-
Metazachlor oxanilic acid (Metazachlor-OA)	µg/l	- ± -	- ± -	-	-	-
Metolachlor	µg/l	0.399 ± 0.0242	1.053 ± 0.158	0.0559	264	2.06
s-Metolachlor ethanesulfonic acid (Metolachlor-ESA)	µg/l	0.249 ± 0.0267	- ± -	0.0524	-	-
s-Metolachlor oxanilic acid (Metolachlor-OA)	µg/l	0.664 ± 0.0359	- ± -	0.0996	-	-



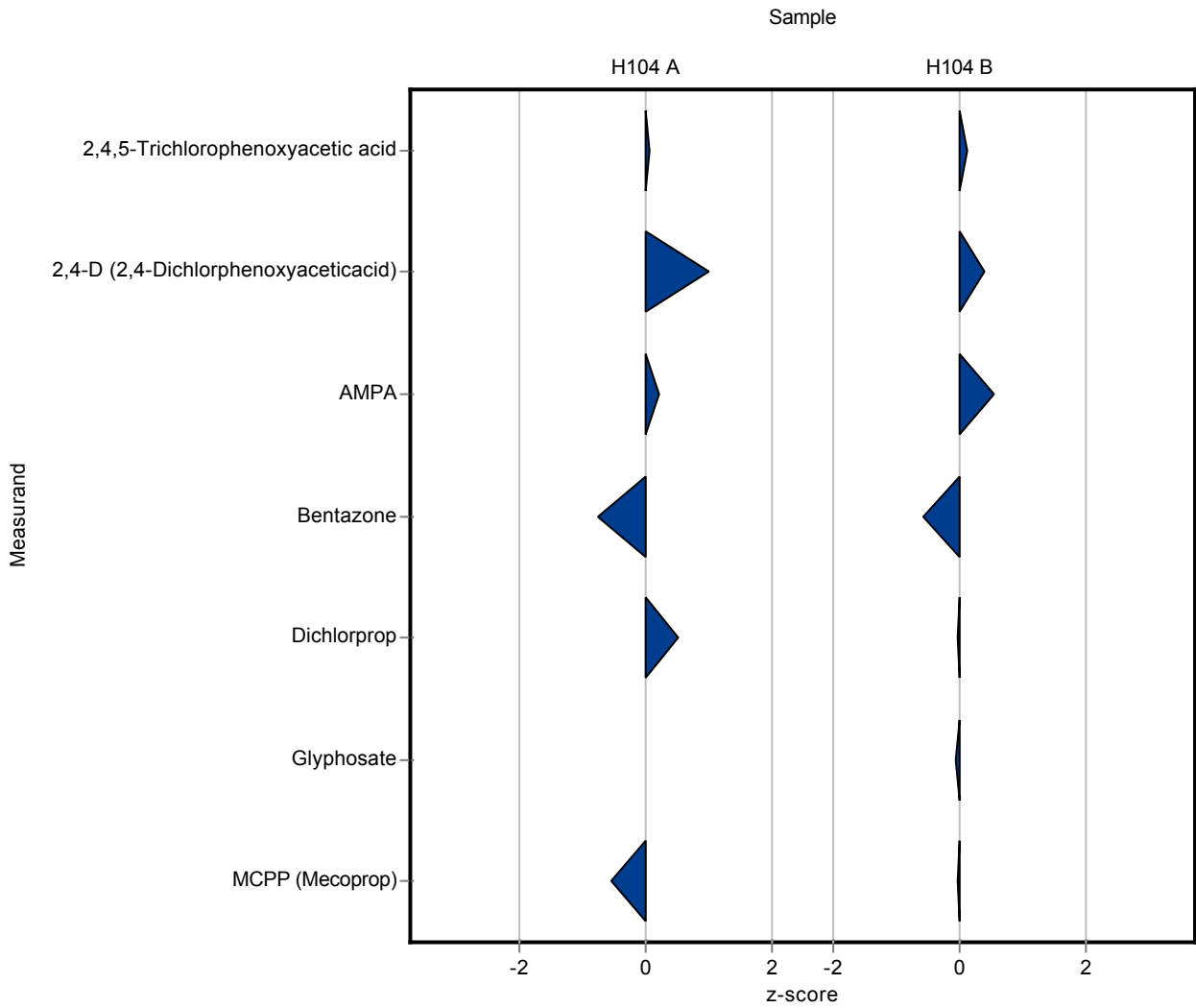
Sample: H104A

Parameter	Unit	Assigned value ± U (k=2)	Result ± U	Criterion	Recovery [%]	z-Score
2,4,5-Trichlorophenoxyacetic acid	µg/l	0.369 ± 0.0199	0.375 ± 0.075	0.0739	102	0.08
2,4-D (2,4-Dichlorphenoxyaceticacid)	µg/l	0.126 ± 0.00887	0.146 ± 0.029	0.0201	116	1.00
Alachlor	µg/l	0.227 ± 0.0159	- ± -	0.0272	-	-
Alachlor-t-acid (Alachlor-OA)	µg/l	0.842 ± 0.0513	- ± -	0.152	-	-
Alachlor-t-sulfonic acid (Alachlor-ESA)	µg/l	0.146 ± 0.0128	- ± -	0.0262	-	-
AMPA	µg/l	0.187 ± 0.00936	0.194 ± 0.039	0.0319	104	0.21
Bentazone	µg/l	0.119 ± 0.00731	0.106 ± 0.0212	0.0179	88.8	-0.75
Dicamba	µg/l	0.193 ± 0.0198	- ± -	0.0367	-	-
Dichlorprop	µg/l	0.102 ± 0.00597	0.108 ± 0.0216	0.0122	106	0.51
Glufosinate	µg/l	0.339 ± 0.114	- ± -	0.102	-	-
Glyphosate	µg/l	- ± -	<0.05 (LOQ) ± -	-	-	-
MCPP (Mecoprop)	µg/l	0.237 ± 0.0112	0.22 ± 0.044	0.0308	92.8	-0.56
Metazachlor	µg/l	- ± -	- ± -	-	-	-
Metazachlor ethane sulfonic acid (Metazachlor-ESA)	µg/l	0.744 ± 0.0438	- ± -	0.164	-	-
Metazachlor oxanilic acid (Metazachlor-OA)	µg/l	0.263 ± 0.0104	- ± -	0.0553	-	-
Metolachlor	µg/l	- ± -	- ± -	-	-	-
s-Metolachlor ethanesulfonic acid (Metolachlor-ESA)	µg/l	0.57 ± 0.0587	- ± -	0.12	-	-
s-Metolachlor oxanilic acid (Metolachlor-OA)	µg/l	0.504 ± 0.0308	- ± -	0.0756	-	-

Sample: H104B

Parameter	Unit	Assigned value ± U (k=2)	Result ± U	Criterion	Recovery [%]	z-Score
2,4,5-Trichlorophenoxyacetic acid	µg/l	0.203 ± 0.0109	0.207 ± 0.041	0.0405	102	0.11
2,4-D (2,4-Dichlorphenoxyaceticacid)	µg/l	0.504 ± 0.0251	0.535 ± 0.107	0.0806	106	0.38
Alachlor	µg/l	0.671 ± 0.0501	- ± -	0.0806	-	-

Parameter	Unit	Assigned value ± U (k=2)	Result ± U	Criterion	Recovery [%]	z-Score
Alachlor-t-acid (Alachlor-OA)	µg/l	0.187 ± 0.00787	- ± -	0.0337	-	-
Alachlor-t-sulfonic acid (Alachlor-ESA)	µg/l	0.659 ± 0.0496	- ± -	0.119	-	-
AMPA	µg/l	0.872 ± 0.0427	0.951 ± 0.193	0.148	109	0.53
Bentazone	µg/l	0.131 ± 0.00602	0.12 ± 0.024	0.0197	91.4	-0.58
Dicamba	µg/l	0.559 ± 0.0476	- ± -	0.106	-	-
Dichlorprop	µg/l	0.179 ± 0.00935	0.178 ± 0.036	0.0214	99.6	-0.03
Glufosinate	µg/l	0.158 ± 0.0385	- ± -	0.0474	-	-
Glyphosate	µg/l	0.555 ± 0.0236	0.547 ± 0.109	0.122	98.6	-0.06
MCPP (Mecoprop)	µg/l	0.251 ± 0.0127	0.25 ± 0.05	0.0327	99.5	-0.04
Metazachlor	µg/l	0.167 ± 0.0108	- ± -	0.0184	-	-
Metazachlor ethane sulfonic acid (Metazachlor-ESA)	µg/l	0.243 ± 0.0146	- ± -	0.0535	-	-
Metazachlor oxanilic acid (Metazachlor-OA)	µg/l	- ± -	- ± -	-	-	-
Metolachlor	µg/l	0.399 ± 0.0242	- ± -	0.0559	-	-
s-Metolachlor ethanesulfonic acid (Metolachlor-ESA)	µg/l	0.249 ± 0.0267	- ± -	0.0524	-	-
s-Metolachlor oxanilic acid (Metolachlor-OA)	µg/l	0.664 ± 0.0359	- ± -	0.0996	-	-



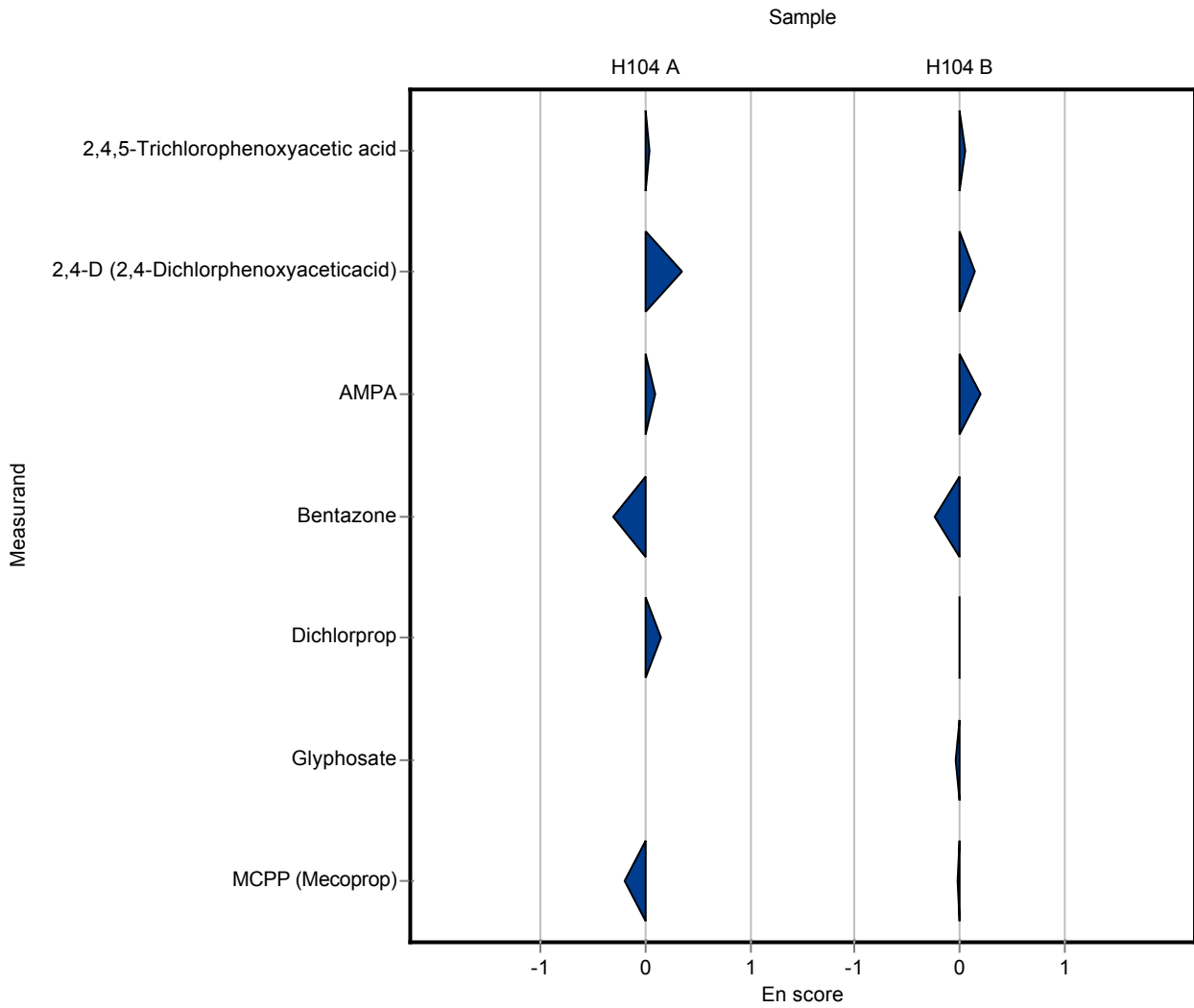
Sample: H104A

Parameter	Unit	Assigned value ± U (k=2)	Result ± U	Criterion	Recovery [%]	En-Score
2,4,5-Trichlorophenoxyacetic acid	µg/l	0.369 ± 0.0199	0.375 ± 0.075	0.0739	102	0.04
2,4-D (2,4-Dichlorphenoxyaceticacid)	µg/l	0.126 ± 0.00887	0.146 ± 0.029	0.0201	116	0.34
Alachlor	µg/l	0.227 ± 0.0159	- ± -	0.0272	-	-
Alachlor-t-acid (Alachlor-OA)	µg/l	0.842 ± 0.0513	- ± -	0.152	-	-
Alachlor-t-sulfonic acid (Alachlor-ESA)	µg/l	0.146 ± 0.0128	- ± -	0.0262	-	-
AMPA	µg/l	0.187 ± 0.00936	0.194 ± 0.039	0.0319	104	0.08
Bentazone	µg/l	0.119 ± 0.00731	0.106 ± 0.0212	0.0179	88.8	-0.31
Dicamba	µg/l	0.193 ± 0.0198	- ± -	0.0367	-	-
Dichlorprop	µg/l	0.102 ± 0.00597	0.108 ± 0.0216	0.0122	106	0.14
Glufosinate	µg/l	0.339 ± 0.114	- ± -	0.102	-	-
Glyphosate	µg/l	- ± -	<0.05 (LOQ) ± -	-	-	-
MCPP (Mecoprop)	µg/l	0.237 ± 0.0112	0.22 ± 0.044	0.0308	92.8	-0.19
Metazachlor	µg/l	- ± -	- ± -	-	-	-
Metazachlor ethane sulfonic acid (Metazachlor-ESA)	µg/l	0.744 ± 0.0438	- ± -	0.164	-	-
Metazachlor oxanilic acid (Metazachlor-OA)	µg/l	0.263 ± 0.0104	- ± -	0.0553	-	-
Metolachlor	µg/l	- ± -	- ± -	-	-	-
s-Metolachlor ethanesulfonic acid (Metolachlor-ESA)	µg/l	0.57 ± 0.0587	- ± -	0.12	-	-
s-Metolachlor oxanilic acid (Metolachlor-OA)	µg/l	0.504 ± 0.0308	- ± -	0.0756	-	-

Sample: H104B

Parameter	Unit	Assigned value ± U (k=2)	Result ± U	Criterion	Recovery [%]	En-Score
2,4,5-Trichlorophenoxyacetic acid	µg/l	0.203 ± 0.0109	0.207 ± 0.041	0.0405	102	0.05
2,4-D (2,4-Dichlorphenoxyaceticacid)	µg/l	0.504 ± 0.0251	0.535 ± 0.107	0.0806	106	0.14
Alachlor	µg/l	0.671 ± 0.0501	- ± -	0.0806	-	-

Parameter	Unit	Assigned value ± U (k=2)	Result ± U	Criterion Recovery [%]	En-Score
Alachlor-t-acid (Alachlor-OA)	µg/l	0.187 ± 0.00787	- ± -	0.0337	-
Alachlor-t-sulfonic acid (Alachlor-ESA)	µg/l	0.659 ± 0.0496	- ± -	0.119	-
AMPA	µg/l	0.872 ± 0.0427	0.951 ± 0.193	0.148	109
Bentazone	µg/l	0.131 ± 0.00602	0.12 ± 0.024	0.0197	91.4
Dicamba	µg/l	0.559 ± 0.0476	- ± -	0.106	-
Dichlorprop	µg/l	0.179 ± 0.00935	0.178 ± 0.036	0.0214	99.6
Glufosinate	µg/l	0.158 ± 0.0385	- ± -	0.0474	-
Glyphosate	µg/l	0.555 ± 0.0236	0.547 ± 0.109	0.122	98.6
MCP (Mecoprop)	µg/l	0.251 ± 0.0127	0.25 ± 0.05	0.0327	99.5
Metazachlor	µg/l	0.167 ± 0.0108	- ± -	0.0184	-
Metazachlor ethane sulfonic acid (Metazachlor-ESA)	µg/l	0.243 ± 0.0146	- ± -	0.0535	-
Metazachlor oxanilic acid (Metazachlor-OA)	µg/l	- ± -	- ± -	-	-
Metolachlor	µg/l	0.399 ± 0.0242	- ± -	0.0559	-
s-Metolachlor ethanesulfonic acid (Metolachlor-ESA)	µg/l	0.249 ± 0.0267	- ± -	0.0524	-
s-Metolachlor oxanilic acid (Metolachlor-OA)	µg/l	0.664 ± 0.0359	- ± -	0.0996	-



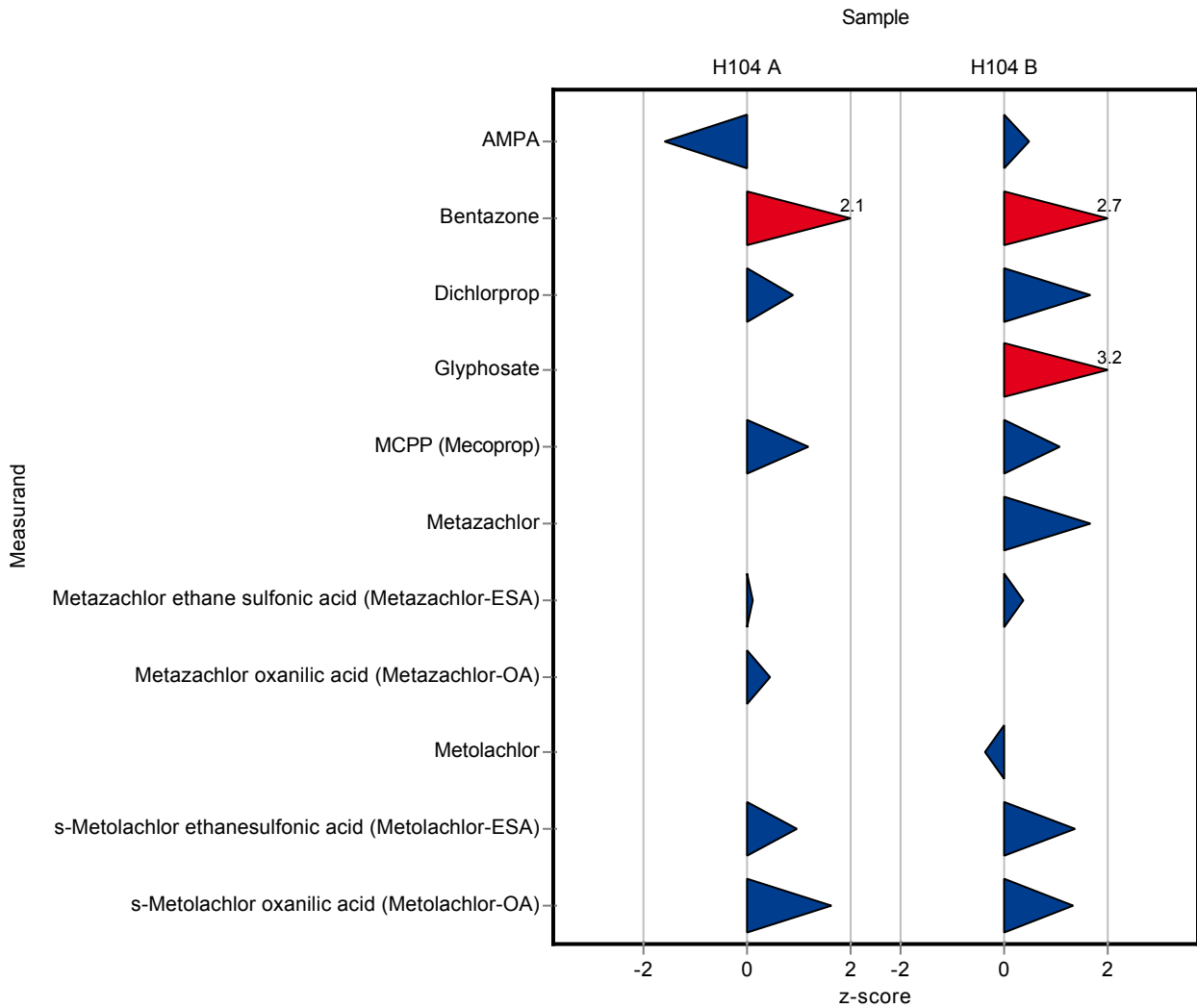
Sample: H104A

Parameter	Unit	Assigned value ± U (k=2)	Result ± U	Criterion	Recovery [%]	z-Score
2,4,5-Trichlorophenoxyacetic acid	µg/l	0.369 ± 0.0199	- ± -	0.0739	-	-
2,4-D (2,4-Dichlorphenoxyaceticacid)	µg/l	0.126 ± 0.00887	- ± -	0.0201	-	-
Alachlor	µg/l	0.227 ± 0.0159	- ± -	0.0272	-	-
Alachlor-t-acid (Alachlor-OA)	µg/l	0.842 ± 0.0513	- ± -	0.152	-	-
Alachlor-t-sulfonic acid (Alachlor-ESA)	µg/l	0.146 ± 0.0128	- ± -	0.0262	-	-
AMPA	µg/l	0.187 ± 0.00936	0.1362 ± 0.0366	0.0319	72.7	-1.61
Bentazone	µg/l	0.119 ± 0.00731	0.1569 ± 0.0402	0.0179	131	2.09
Dicamba	µg/l	0.193 ± 0.0198	- ± -	0.0367	-	-
Dichlorprop	µg/l	0.102 ± 0.00597	0.113 ± 0.013	0.0122	111	0.92
Glufosinate	µg/l	0.339 ± 0.114	- ± -	0.102	-	-
Glyphosate	µg/l	- ± -	<0.05 (LOQ) ± -	-	-	-
MCPP (Mecoprop)	µg/l	0.237 ± 0.0112	0.2746 ± 0.0456	0.0308	116	1.21
Metazachlor	µg/l	- ± -	<0.03 (LOQ) ± -	-	-	-
Metazachlor ethane sulfonic acid (Metazachlor-ESA)	µg/l	0.744 ± 0.0438	0.7624 ± 0.1182	0.164	102	0.11
Metazachlor oxanilic acid (Metazachlor-OA)	µg/l	0.263 ± 0.0104	0.2879 ± 0.0452	0.0553	109	0.45
Metolachlor	µg/l	- ± -	<0.03 (LOQ) ± -	-	-	-
s-Metolachlor ethanesulfonic acid (Metolachlor-ESA)	µg/l	0.57 ± 0.0587	0.6871 ± 0.0955	0.12	121	0.98
s-Metolachlor oxanilic acid (Metolachlor-OA)	µg/l	0.504 ± 0.0308	0.627 ± 0.0928	0.0756	124	1.63

Sample: H104B

Parameter	Unit	Assigned value ± U (k=2)	Result ± U	Criterion	Recovery [%]	z-Score
2,4,5-Trichlorophenoxyacetic acid	µg/l	0.203 ± 0.0109	- ± -	0.0405	-	-
2,4-D (2,4-Dichlorphenoxyaceticacid)	µg/l	0.504 ± 0.0251	- ± -	0.0806	-	-
Alachlor	µg/l	0.671 ± 0.0501	- ± -	0.0806	-	-

Parameter	Unit	Assigned value ± U (k=2)	Result ± U	Criterion	Recovery [%]	z-Score
Alachlor-t-acid (Alachlor-OA)	µg/l	0.187 ± 0.00787	- ± -	0.0337	-	-
Alachlor-t-sulfonic acid (Alachlor-ESA)	µg/l	0.659 ± 0.0496	- ± -	0.119	-	-
AMPA	µg/l	0.872 ± 0.0427	0.9431 ± 0.2537	0.148	108	0.48
Bentazone	µg/l	0.131 ± 0.00602	0.1846 ± 0.0473	0.0197	141	2.70
Dicamba	µg/l	0.559 ± 0.0476	- ± -	0.106	-	-
Dichlorprop	µg/l	0.179 ± 0.00935	0.214 ± 0.0246	0.0214	120	1.65
Glufosinate	µg/l	0.158 ± 0.0385	- ± -	0.0474	-	-
Glyphosate	µg/l	0.555 ± 0.0236	0.9501 ± 0.2214	0.122	171	3.24
MCPP (Mecoprop)	µg/l	0.251 ± 0.0127	0.2861 ± 0.0475	0.0327	114	1.07
Metazachlor	µg/l	0.167 ± 0.0108	0.1981 ± 0.0246	0.0184	118	1.67
Metazachlor ethane sulfonic acid (Metazachlor-ESA)	µg/l	0.243 ± 0.0146	0.2632 ± 0.0408	0.0535	108	0.37
Metazachlor oxanilic acid (Metazachlor-OA)	µg/l	- ± -	<0.05 (LOQ) ± -	-	-	-
Metolachlor	µg/l	0.399 ± 0.0242	0.3773 ± 0.0623	0.0559	94.5	-0.39
s-Metolachlor ethanesulfonic acid (Metolachlor-ESA)	µg/l	0.249 ± 0.0267	0.3214 ± 0.0447	0.0524	129	1.37
s-Metolachlor oxanilic acid (Metolachlor-OA)	µg/l	0.664 ± 0.0359	0.7979 ± 0.1181	0.0996	120	1.35



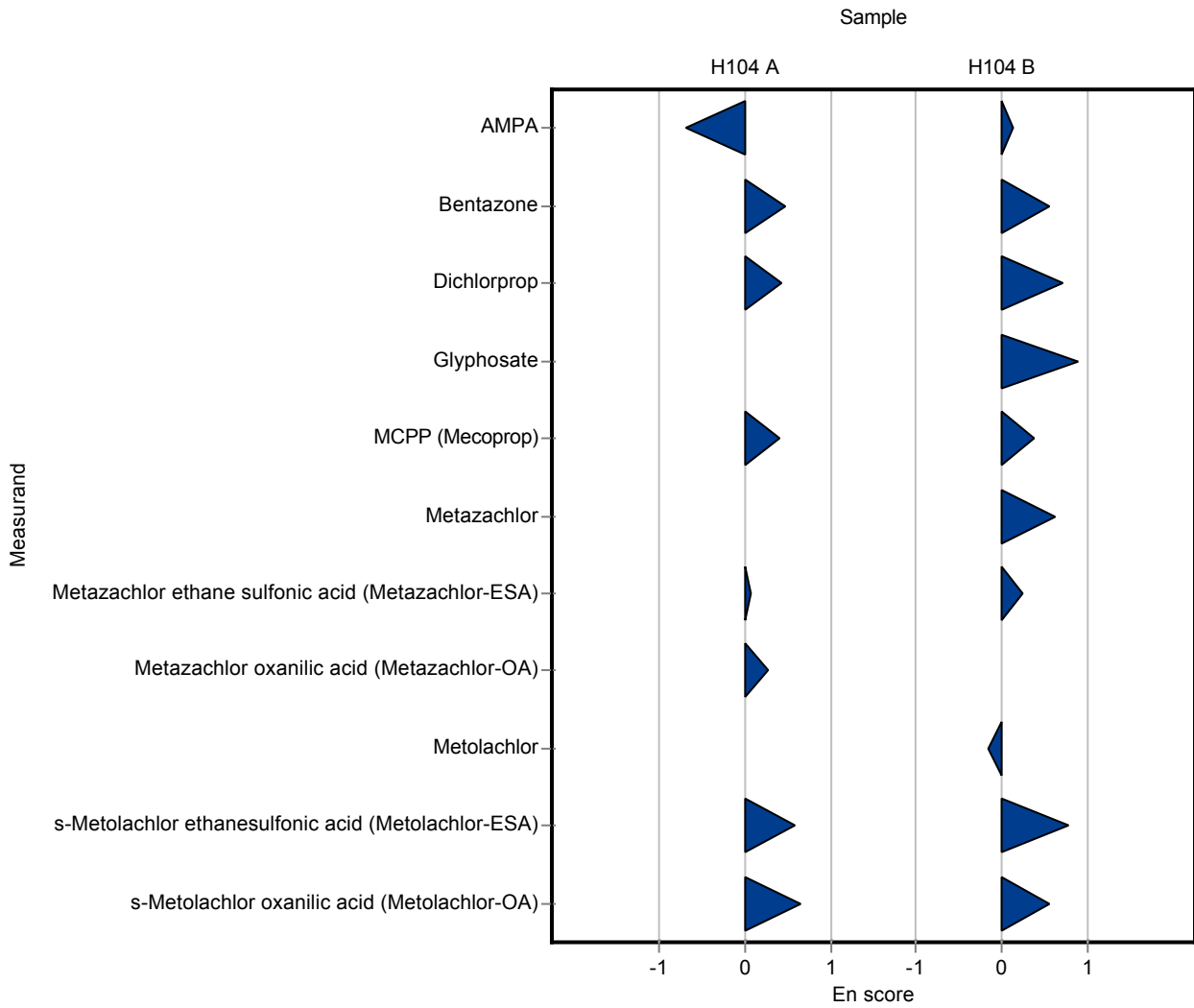
Sample: H104A

Parameter	Unit	Assigned value ± U (k=2)	Result ± U	Criterion	Recovery [%]	En-Score
2,4,5-Trichlorophenoxyacetic acid	µg/l	0.369 ± 0.0199	- ± -	0.0739	-	-
2,4-D (2,4-Dichlorphenoxyaceticacid)	µg/l	0.126 ± 0.00887	- ± -	0.0201	-	-
Alachlor	µg/l	0.227 ± 0.0159	- ± -	0.0272	-	-
Alachlor-t-acid (Alachlor-OA)	µg/l	0.842 ± 0.0513	- ± -	0.152	-	-
Alachlor-t-sulfonic acid (Alachlor-ESA)	µg/l	0.146 ± 0.0128	- ± -	0.0262	-	-
AMPA	µg/l	0.187 ± 0.00936	0.1362 ± 0.0366	0.0319	72.7	-0.69
Bentazone	µg/l	0.119 ± 0.00731	0.1569 ± 0.0402	0.0179	131	0.46
Dicamba	µg/l	0.193 ± 0.0198	- ± -	0.0367	-	-
Dichlorprop	µg/l	0.102 ± 0.00597	0.113 ± 0.013	0.0122	111	0.42
Glufosinate	µg/l	0.339 ± 0.114	- ± -	0.102	-	-
Glyphosate	µg/l	- ± -	<0.05 (LOQ) ± -	-	-	-
MCPP (Mecoprop)	µg/l	0.237 ± 0.0112	0.2746 ± 0.0456	0.0308	116	0.41
Metazachlor	µg/l	- ± -	<0.03 (LOQ) ± -	-	-	-
Metazachlor ethane sulfonic acid (Metazachlor-ESA)	µg/l	0.744 ± 0.0438	0.7624 ± 0.1182	0.164	102	0.08
Metazachlor oxanilic acid (Metazachlor-OA)	µg/l	0.263 ± 0.0104	0.2879 ± 0.0452	0.0553	109	0.27
Metolachlor	µg/l	- ± -	<0.03 (LOQ) ± -	-	-	-
s-Metolachlor ethanesulfonic acid (Metolachlor-ESA)	µg/l	0.57 ± 0.0587	0.6871 ± 0.0955	0.12	121	0.59
s-Metolachlor oxanilic acid (Metolachlor-OA)	µg/l	0.504 ± 0.0308	0.627 ± 0.0928	0.0756	124	0.66

Sample: H104B

Parameter	Unit	Assigned value ± U (k=2)	Result ± U	Criterion	Recovery [%]	En-Score
2,4,5-Trichlorophenoxyacetic acid	µg/l	0.203 ± 0.0109	- ± -	0.0405	-	-
2,4-D (2,4-Dichlorphenoxyaceticacid)	µg/l	0.504 ± 0.0251	- ± -	0.0806	-	-
Alachlor	µg/l	0.671 ± 0.0501	- ± -	0.0806	-	-

Parameter	Unit	Assigned value ± U (k=2)	Result ± U	Criterion	Recovery [%]	En-Score
Alachlor-t-acid (Alachlor-OA)	µg/l	0.187 ± 0.00787	- ± -	0.0337	-	-
Alachlor-t-sulfonic acid (Alachlor-ESA)	µg/l	0.659 ± 0.0496	- ± -	0.119	-	-
AMPA	µg/l	0.872 ± 0.0427	0.9431 ± 0.2537	0.148	108	0.14
Bentazone	µg/l	0.131 ± 0.00602	0.1846 ± 0.0473	0.0197	141	0.56
Dicamba	µg/l	0.559 ± 0.0476	- ± -	0.106	-	-
Dichlorprop	µg/l	0.179 ± 0.00935	0.214 ± 0.0246	0.0214	120	0.71
Glufosinate	µg/l	0.158 ± 0.0385	- ± -	0.0474	-	-
Glyphosate	µg/l	0.555 ± 0.0236	0.9501 ± 0.2214	0.122	171	0.89
MCP (Mecoprop)	µg/l	0.251 ± 0.0127	0.2861 ± 0.0475	0.0327	114	0.36
Metazachlor	µg/l	0.167 ± 0.0108	0.1981 ± 0.0246	0.0184	118	0.61
Metazachlor ethane sulfonic acid (Metazachlor-ESA)	µg/l	0.243 ± 0.0146	0.2632 ± 0.0408	0.0535	108	0.24
Metazachlor oxanilic acid (Metazachlor-OA)	µg/l	- ± -	<0.05 (LOQ) ± -	-	-	-
Metolachlor	µg/l	0.399 ± 0.0242	0.3773 ± 0.0623	0.0559	94.5	-0.17
s-Metolachlor ethanesulfonic acid (Metolachlor-ESA)	µg/l	0.249 ± 0.0267	0.3214 ± 0.0447	0.0524	129	0.77
s-Metolachlor oxanilic acid (Metolachlor-OA)	µg/l	0.664 ± 0.0359	0.7979 ± 0.1181	0.0996	120	0.56



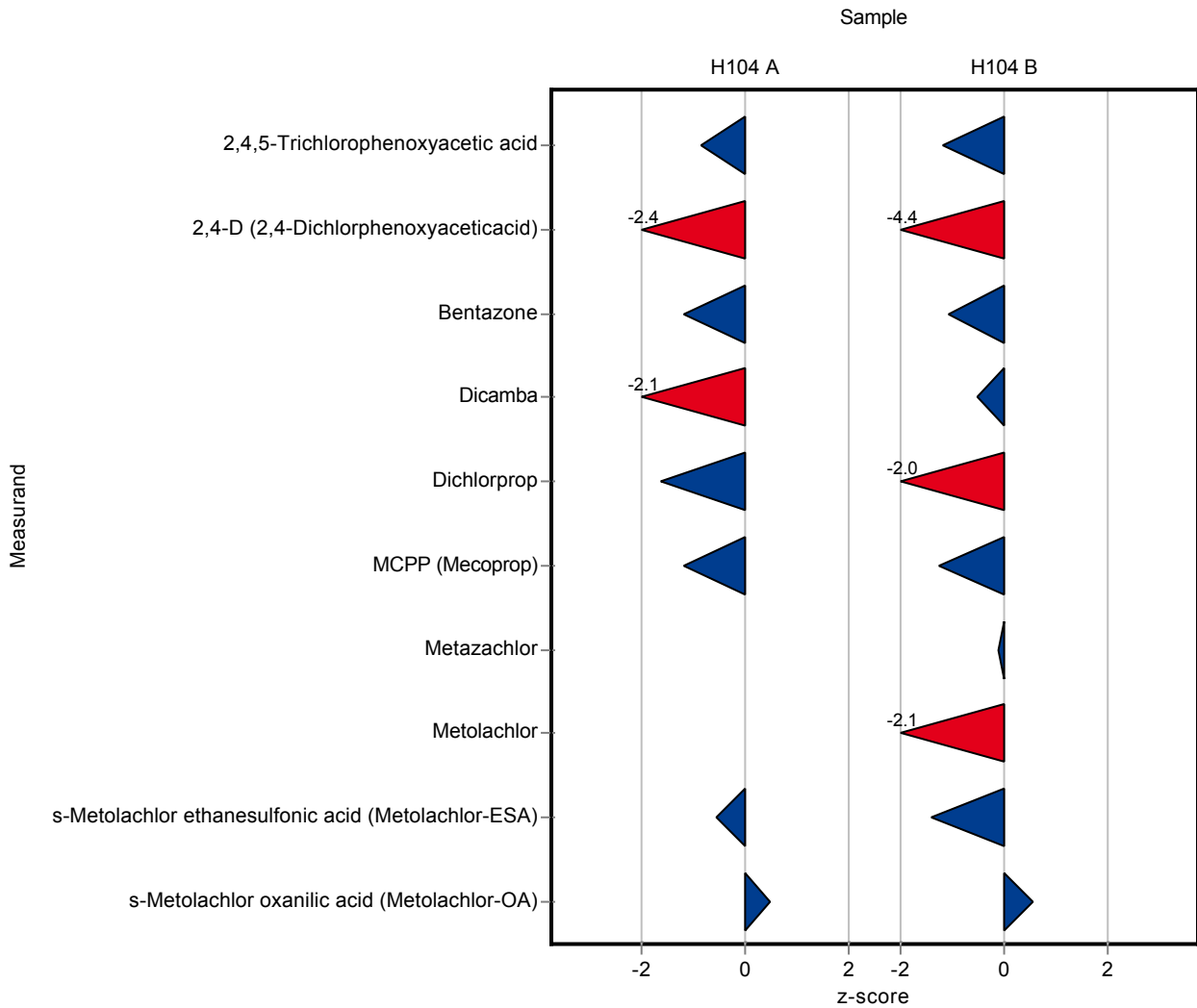
Sample: H104A

Parameter	Unit	Assigned value ± U (k=2)	Result ± U	Criterion	Recovery [%]	z-Score
2,4,5-Trichlorophenoxyacetic acid	µg/l	0.369 ± 0.0199	0.305 ± 0.092	0.0739	82.6	-0.87
2,4-D (2,4-Dichlorphenoxyaceticacid)	µg/l	0.126 ± 0.00887	0.078 ± 0.023	0.0201	62	-2.38
Alachlor	µg/l	0.227 ± 0.0159	- ± -	0.0272	-	-
Alachlor-t-acid (Alachlor-OA)	µg/l	0.842 ± 0.0513	- ± -	0.152	-	-
Alachlor-t-sulfonic acid (Alachlor-ESA)	µg/l	0.146 ± 0.0128	- ± -	0.0262	-	-
AMPA	µg/l	0.187 ± 0.00936	- ± -	0.0319	-	-
Bentazone	µg/l	0.119 ± 0.00731	0.098 ± 0.029	0.0179	82.1	-1.20
Dicamba	µg/l	0.193 ± 0.0198	0.115 ± 0.035	0.0367	59.6	-2.13
Dichlorprop	µg/l	0.102 ± 0.00597	0.082 ± 0.024	0.0122	80.5	-1.62
Glufosinate	µg/l	0.339 ± 0.114	- ± -	0.102	-	-
Glyphosate	µg/l	- ± -	- ± -	-	-	-
MCPP (Mecoprop)	µg/l	0.237 ± 0.0112	0.2 ± 0.06	0.0308	84.3	-1.21
Metazachlor	µg/l	- ± -	<3 (LOD) ± -	-	-	-
Metazachlor ethane sulfonic acid (Metazachlor-ESA)	µg/l	0.744 ± 0.0438	- ± -	0.164	-	-
Metazachlor oxanilic acid (Metazachlor-OA)	µg/l	0.263 ± 0.0104	- ± -	0.0553	-	-
Metolachlor	µg/l	- ± -	<3 (LOD) ± -	-	-	-
s-Metolachlor ethanesulfonic acid (Metolachlor-ESA)	µg/l	0.57 ± 0.0587	0.505 ± 0.152	0.12	88.6	-0.54
s-Metolachlor oxanilic acid (Metolachlor-OA)	µg/l	0.504 ± 0.0308	0.54 ± 0.162	0.0756	107	0.48

Sample: H104B

Parameter	Unit	Assigned value ± U (k=2)	Result ± U	Criterion	Recovery [%]	z-Score
2,4,5-Trichlorophenoxyacetic acid	µg/l	0.203 ± 0.0109	0.155 ± 0.047	0.0405	76.5	-1.18
2,4-D (2,4-Dichlorphenoxyaceticacid)	µg/l	0.504 ± 0.0251	0.15 ± 0.045	0.0806	29.8	-4.39
Alachlor	µg/l	0.671 ± 0.0501	- ± -	0.0806	-	-

Parameter	Unit	Assigned value ± U (k=2)	Result ± U	Criterion	Recovery [%]	z-Score
Alachlor-t-acid (Alachlor-OA)	µg/l	0.187 ± 0.00787	- ± -	0.0337	-	-
Alachlor-t-sulfonic acid (Alachlor-ESA)	µg/l	0.659 ± 0.0496	- ± -	0.119	-	-
AMPA	µg/l	0.872 ± 0.0427	- ± -	0.148	-	-
Bentazone	µg/l	0.131 ± 0.00602	0.11 ± 0.033	0.0197	83.7	-1.08
Dicamba	µg/l	0.559 ± 0.0476	0.505 ± 0.152	0.106	90.4	-0.51
Dichlorprop	µg/l	0.179 ± 0.00935	0.135 ± 0.041	0.0214	75.6	-2.04
Glufosinate	µg/l	0.158 ± 0.0385	- ± -	0.0474	-	-
Glyphosate	µg/l	0.555 ± 0.0236	- ± -	0.122	-	-
MCPP (Mecoprop)	µg/l	0.251 ± 0.0127	0.21 ± 0.063	0.0327	83.6	-1.26
Metazachlor	µg/l	0.167 ± 0.0108	0.165 ± 0.05	0.0184	98.6	-0.13
Metazachlor ethane sulfonic acid (Metazachlor-ESA)	µg/l	0.243 ± 0.0146	- ± -	0.0535	-	-
Metazachlor oxanilic acid (Metazachlor-OA)	µg/l	- ± -	- ± -	-	-	-
Metolachlor	µg/l	0.399 ± 0.0242	0.28 ± 0.084	0.0559	70.2	-2.13
s-Metolachlor ethanesulfonic acid (Metolachlor-ESA)	µg/l	0.249 ± 0.0267	0.175 ± 0.053	0.0524	70.2	-1.42
s-Metolachlor oxanilic acid (Metolachlor-OA)	µg/l	0.664 ± 0.0359	0.72 ± 0.216	0.0996	108	0.56



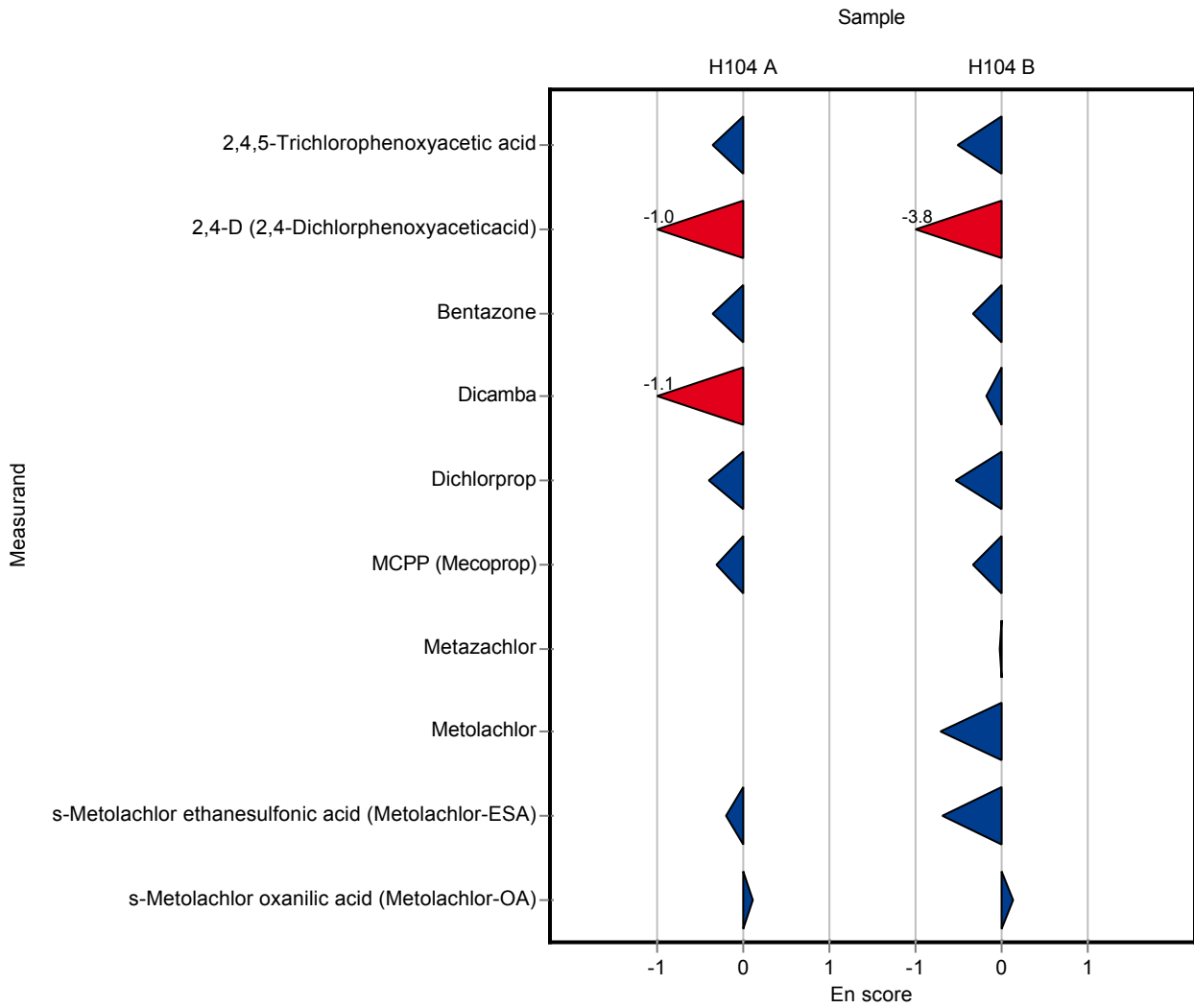
Sample: H104A

Parameter	Unit	Assigned value ± U (k=2)	Result ± U	Criterion	Recovery [%]	En-Score
2,4,5-Trichlorophenoxyacetic acid	µg/l	0.369 ± 0.0199	0.305 ± 0.092	0.0739	82.6	-0.35
2,4-D (2,4-Dichlorphenoxyaceticacid)	µg/l	0.126 ± 0.00887	0.078 ± 0.023	0.0201	62	-1.02
Alachlor	µg/l	0.227 ± 0.0159	- ± -	0.0272	-	-
Alachlor-t-acid (Alachlor-OA)	µg/l	0.842 ± 0.0513	- ± -	0.152	-	-
Alachlor-t-sulfonic acid (Alachlor-ESA)	µg/l	0.146 ± 0.0128	- ± -	0.0262	-	-
AMPA	µg/l	0.187 ± 0.00936	- ± -	0.0319	-	-
Bentazone	µg/l	0.119 ± 0.00731	0.098 ± 0.029	0.0179	82.1	-0.37
Dicamba	µg/l	0.193 ± 0.0198	0.115 ± 0.035	0.0367	59.6	-1.07
Dichlorprop	µg/l	0.102 ± 0.00597	0.082 ± 0.024	0.0122	80.5	-0.41
Glufosinate	µg/l	0.339 ± 0.114	- ± -	0.102	-	-
Glyphosate	µg/l	- ± -	- ± -	-	-	-
MCPP (Mecoprop)	µg/l	0.237 ± 0.0112	0.2 ± 0.06	0.0308	84.3	-0.31
Metazachlor	µg/l	- ± -	<3 (LOD) ± -	-	-	-
Metazachlor ethane sulfonic acid (Metazachlor-ESA)	µg/l	0.744 ± 0.0438	- ± -	0.164	-	-
Metazachlor oxanilic acid (Metazachlor-OA)	µg/l	0.263 ± 0.0104	- ± -	0.0553	-	-
Metolachlor	µg/l	- ± -	<3 (LOD) ± -	-	-	-
s-Metolachlor ethanesulfonic acid (Metolachlor-ESA)	µg/l	0.57 ± 0.0587	0.505 ± 0.152	0.12	88.6	-0.21
s-Metolachlor oxanilic acid (Metolachlor-OA)	µg/l	0.504 ± 0.0308	0.54 ± 0.162	0.0756	107	0.11

Sample: H104B

Parameter	Unit	Assigned value ± U (k=2)	Result ± U	Criterion	Recovery [%]	En-Score
2,4,5-Trichlorophenoxyacetic acid	µg/l	0.203 ± 0.0109	0.155 ± 0.047	0.0405	76.5	-0.50
2,4-D (2,4-Dichlorphenoxyaceticacid)	µg/l	0.504 ± 0.0251	0.15 ± 0.045	0.0806	29.8	-3.79
Alachlor	µg/l	0.671 ± 0.0501	- ± -	0.0806	-	-

Parameter	Unit	Assigned value ± U (k=2)	Result ± U	Criterion Recovery [%]	En-Score
Alachlor-t-acid (Alachlor-OA)	µg/l	0.187 ± 0.00787	- ± -	0.0337	-
Alachlor-t-sulfonic acid (Alachlor-ESA)	µg/l	0.659 ± 0.0496	- ± -	0.119	-
AMPA	µg/l	0.872 ± 0.0427	- ± -	0.148	-
Bentazone	µg/l	0.131 ± 0.00602	0.11 ± 0.033	0.0197	83.7
Dicamba	µg/l	0.559 ± 0.0476	0.505 ± 0.152	0.106	90.4
Dichlorprop	µg/l	0.179 ± 0.00935	0.135 ± 0.041	0.0214	75.6
Glufosinate	µg/l	0.158 ± 0.0385	- ± -	0.0474	-
Glyphosate	µg/l	0.555 ± 0.0236	- ± -	0.122	-
MCPP (Mecoprop)	µg/l	0.251 ± 0.0127	0.21 ± 0.063	0.0327	83.6
Metazachlor	µg/l	0.167 ± 0.0108	0.165 ± 0.05	0.0184	98.6
Metazachlor ethane sulfonic acid (Metazachlor-ESA)	µg/l	0.243 ± 0.0146	- ± -	0.0535	-
Metazachlor oxanilic acid (Metazachlor-OA)	µg/l	- ± -	- ± -	-	-
Metolachlor	µg/l	0.399 ± 0.0242	0.28 ± 0.084	0.0559	70.2
s-Metolachlor ethanesulfonic acid (Metolachlor-ESA)	µg/l	0.249 ± 0.0267	0.175 ± 0.053	0.0524	70.2
s-Metolachlor oxanilic acid (Metolachlor-OA)	µg/l	0.664 ± 0.0359	0.72 ± 0.216	0.0996	108



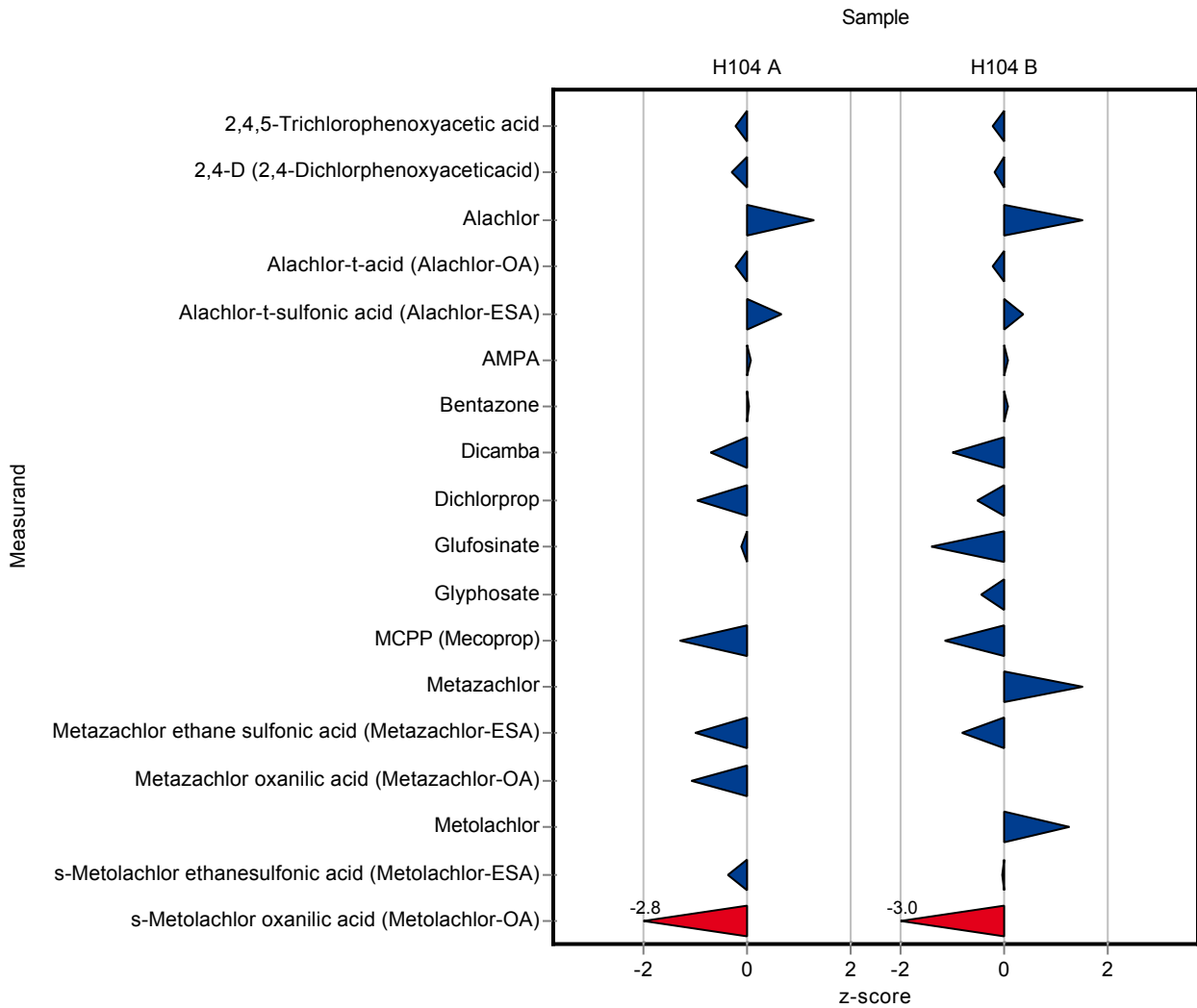
Sample: H104A

Parameter	Unit	Assigned value ± U (k=2)	Result ± U	Criterion	Recovery [%]	z-Score
2,4,5-Trichlorophenoxyacetic acid	µg/l	0.369 ± 0.0199	0.353 ± 0.066	0.0739	95.6	-0.22
2,4-D (2,4-Dichlorphenoxyaceticacid)	µg/l	0.126 ± 0.00887	0.12 ± 0.018	0.0201	95.3	-0.29
Alachlor	µg/l	0.227 ± 0.0159	0.263 ± 0.028	0.0272	116	1.32
Alachlor-t-acid (Alachlor-OA)	µg/l	0.842 ± 0.0513	0.807 ± 0.182	0.152	95.9	-0.23
Alachlor-t-sulfonic acid (Alachlor-ESA)	µg/l	0.146 ± 0.0128	0.163 ± 0.036	0.0262	112	0.66
AMPA	µg/l	0.187 ± 0.00936	0.19 ± 0.041	0.0319	101	0.08
Bentazone	µg/l	0.119 ± 0.00731	0.12 ± 0.017	0.0179	100	0.03
Dicamba	µg/l	0.193 ± 0.0198	0.167 ± 0.04	0.0367	86.5	-0.71
Dichlorprop	µg/l	0.102 ± 0.00597	0.09 ± 0.014	0.0122	88.4	-0.97
Glufosinate	µg/l	0.339 ± 0.114	0.33 ± 0.137	0.102	97.3	-0.09
Glyphosate	µg/l	- ± -	<0.05 (LOQ) ± -	-	-	-
MCPP (Mecoprop)	µg/l	0.237 ± 0.0112	0.197 ± 0.037	0.0308	83.1	-1.30
Metazachlor	µg/l	- ± -	<0.025 (LOQ) ± -	-	-	-
Metazachlor ethane sulfonic acid (Metazachlor-ESA)	µg/l	0.744 ± 0.0438	0.583 ± 0.115	0.164	78.3	-0.98
Metazachlor oxanilic acid (Metazachlor-OA)	µg/l	0.263 ± 0.0104	0.203 ± 0.04	0.0553	77.1	-1.09
Metolachlor	µg/l	- ± -	<0.025 (LOQ) ± -	-	-	-
s-Metolachlor ethanesulfonic acid (Metolachlor-ESA)	µg/l	0.57 ± 0.0587	0.527 ± 0.086	0.12	92.4	-0.36
s-Metolachlor oxanilic acid (Metolachlor-OA)	µg/l	0.504 ± 0.0308	0.29 ± 0.081	0.0756	57.6	-2.83

Sample: H104B

Parameter	Unit	Assigned value ± U (k=2)	Result ± U	Criterion	Recovery [%]	z-Score
2,4,5-Trichlorophenoxyacetic acid	µg/l	0.203 ± 0.0109	0.193 ± 0.036	0.0405	95.2	-0.24
2,4-D (2,4-Dichlorphenoxyaceticacid)	µg/l	0.504 ± 0.0251	0.487 ± 0.074	0.0806	96.6	-0.21
Alachlor	µg/l	0.671 ± 0.0501	0.795 ± 0.085	0.0806	118	1.53

Parameter	Unit	Assigned value ± U (k=2)	Result ± U	Criterion	Recovery [%]	z-Score
Alachlor-t-acid (Alachlor-OA)	µg/l	0.187 ± 0.00787	0.18 ± 0.041	0.0337	96.2	-0.21
Alachlor-t-sulfonic acid (Alachlor-ESA)	µg/l	0.659 ± 0.0496	0.703 ± 0.156	0.119	107	0.37
AMPA	µg/l	0.872 ± 0.0427	0.883 ± 0.188	0.148	101	0.08
Bentazone	µg/l	0.131 ± 0.00602	0.133 ± 0.019	0.0197	101	0.08
Dicamba	µg/l	0.559 ± 0.0476	0.453 ± 0.109	0.106	81.1	-0.99
Dichlorprop	µg/l	0.179 ± 0.00935	0.167 ± 0.026	0.0214	93.5	-0.54
Glufosinate	µg/l	0.158 ± 0.0385	0.09 ± 0.038	0.0474	56.9	-1.44
Glyphosate	µg/l	0.555 ± 0.0236	0.5 ± 0.059	0.122	90.1	-0.45
MCPP (Mecoprop)	µg/l	0.251 ± 0.0127	0.213 ± 0.041	0.0327	84.8	-1.17
Metazachlor	µg/l	0.167 ± 0.0108	0.195 ± 0.027	0.0184	117	1.51
Metazachlor ethane sulfonic acid (Metazachlor-ESA)	µg/l	0.243 ± 0.0146	0.2 ± 0.04	0.0535	82.2	-0.81
Metazachlor oxanilic acid (Metazachlor-OA)	µg/l	- ± -	<0.025 (LOQ) ± -	-	-	-
Metolachlor	µg/l	0.399 ± 0.0242	0.47 ± 0.078	0.0559	118	1.27
s-Metolachlor ethanesulfonic acid (Metolachlor-ESA)	µg/l	0.249 ± 0.0267	0.247 ± 0.04	0.0524	99	-0.05
s-Metolachlor oxanilic acid (Metolachlor-OA)	µg/l	0.664 ± 0.0359	0.363 ± 0.102	0.0996	54.7	-3.02



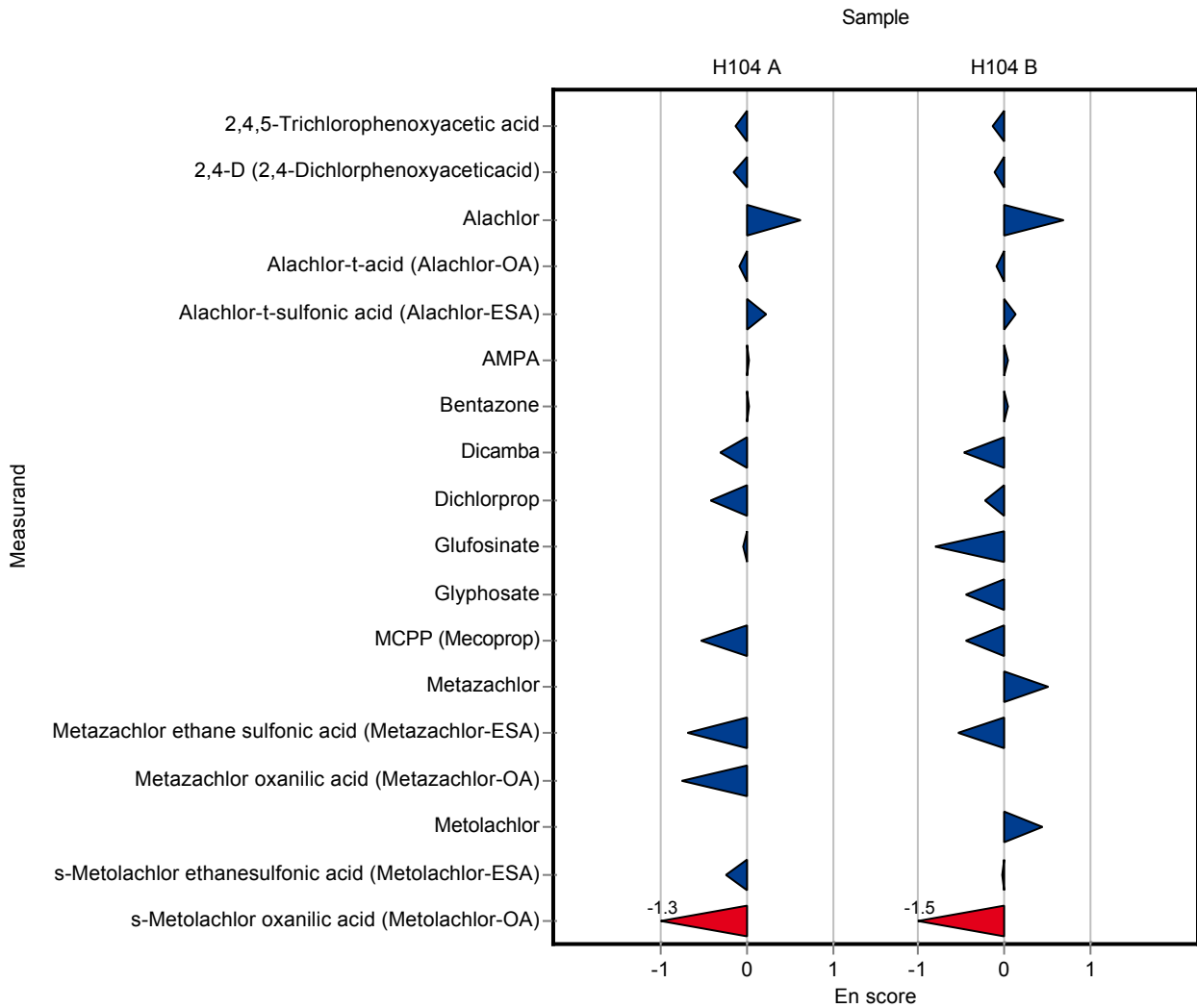
Sample: H104A

Parameter	Unit	Assigned value ± U (k=2)	Result ± U	Criterion	Recovery [%]	En-Score
2,4,5-Trichlorophenoxyacetic acid	µg/l	0.369 ± 0.0199	0.353 ± 0.066	0.0739	95.6	-0.12
2,4-D (2,4-Dichlorphenoxyaceticacid)	µg/l	0.126 ± 0.00887	0.12 ± 0.018	0.0201	95.3	-0.16
Alachlor	µg/l	0.227 ± 0.0159	0.263 ± 0.028	0.0272	116	0.62
Alachlor-t-acid (Alachlor-OA)	µg/l	0.842 ± 0.0513	0.807 ± 0.182	0.152	95.9	-0.09
Alachlor-t-sulfonic acid (Alachlor-ESA)	µg/l	0.146 ± 0.0128	0.163 ± 0.036	0.0262	112	0.24
AMPA	µg/l	0.187 ± 0.00936	0.19 ± 0.041	0.0319	101	0.03
Bentazone	µg/l	0.119 ± 0.00731	0.12 ± 0.017	0.0179	100	0.02
Dicamba	µg/l	0.193 ± 0.0198	0.167 ± 0.04	0.0367	86.5	-0.32
Dichlorprop	µg/l	0.102 ± 0.00597	0.09 ± 0.014	0.0122	88.4	-0.41
Glufosinate	µg/l	0.339 ± 0.114	0.33 ± 0.137	0.102	97.3	-0.03
Glyphosate	µg/l	- ± -	<0.05 (LOQ) ± -	-	-	-
MCPP (Mecoprop)	µg/l	0.237 ± 0.0112	0.197 ± 0.037	0.0308	83.1	-0.54
Metazachlor	µg/l	- ± -	<0.025 (LOQ) ± -	-	-	-
Metazachlor ethane sulfonic acid (Metazachlor-ESA)	µg/l	0.744 ± 0.0438	0.583 ± 0.115	0.164	78.3	-0.69
Metazachlor oxanilic acid (Metazachlor-OA)	µg/l	0.263 ± 0.0104	0.203 ± 0.04	0.0553	77.1	-0.75
Metolachlor	µg/l	- ± -	<0.025 (LOQ) ± -	-	-	-
s-Metolachlor ethanesulfonic acid (Metolachlor-ESA)	µg/l	0.57 ± 0.0587	0.527 ± 0.086	0.12	92.4	-0.24
s-Metolachlor oxanilic acid (Metolachlor-OA)	µg/l	0.504 ± 0.0308	0.29 ± 0.081	0.0756	57.6	-1.30

Sample: H104B

Parameter	Unit	Assigned value ± U (k=2)	Result ± U	Criterion	Recovery [%]	En-Score
2,4,5-Trichlorophenoxyacetic acid	µg/l	0.203 ± 0.0109	0.193 ± 0.036	0.0405	95.2	-0.13
2,4-D (2,4-Dichlorphenoxyaceticacid)	µg/l	0.504 ± 0.0251	0.487 ± 0.074	0.0806	96.6	-0.11
Alachlor	µg/l	0.671 ± 0.0501	0.795 ± 0.085	0.0806	118	0.70

Parameter	Unit	Assigned value ± U (k=2)	Result ± U	Criterion Recovery	En-Score [%]
Alachlor-t-acid (Alachlor-OA)	µg/l	0.187 ± 0.00787	0.18 ± 0.041	0.0337	96.2 -0.09
Alachlor-t-sulfonic acid (Alachlor-ESA)	µg/l	0.659 ± 0.0496	0.703 ± 0.156	0.119	107 0.14
AMPA	µg/l	0.872 ± 0.0427	0.883 ± 0.188	0.148	101 0.03
Bentazone	µg/l	0.131 ± 0.00602	0.133 ± 0.019	0.0197	101 0.04
Dicamba	µg/l	0.559 ± 0.0476	0.453 ± 0.109	0.106	81.1 -0.47
Dichlorprop	µg/l	0.179 ± 0.00935	0.167 ± 0.026	0.0214	93.5 -0.22
Glufosinate	µg/l	0.158 ± 0.0385	0.09 ± 0.038	0.0474	56.9 -0.80
Glyphosate	µg/l	0.555 ± 0.0236	0.5 ± 0.059	0.122	90.1 -0.46
MCP (Mecoprop)	µg/l	0.251 ± 0.0127	0.213 ± 0.041	0.0327	84.8 -0.46
Metazachlor	µg/l	0.167 ± 0.0108	0.195 ± 0.027	0.0184	117 0.50
Metazachlor ethane sulfonic acid (Metazachlor-ESA)	µg/l	0.243 ± 0.0146	0.2 ± 0.04	0.0535	82.2 -0.53
Metazachlor oxanilic acid (Metazachlor-OA)	µg/l	- ± -	<0.025 (LOQ) ± -	-	- -
Metolachlor	µg/l	0.399 ± 0.0242	0.47 ± 0.078	0.0559	118 0.45
s-Metolachlor ethanesulfonic acid (Metolachlor-ESA)	µg/l	0.249 ± 0.0267	0.247 ± 0.04	0.0524	99 -0.03
s-Metolachlor oxanilic acid (Metolachlor-OA)	µg/l	0.664 ± 0.0359	0.363 ± 0.102	0.0996	54.7 -1.45



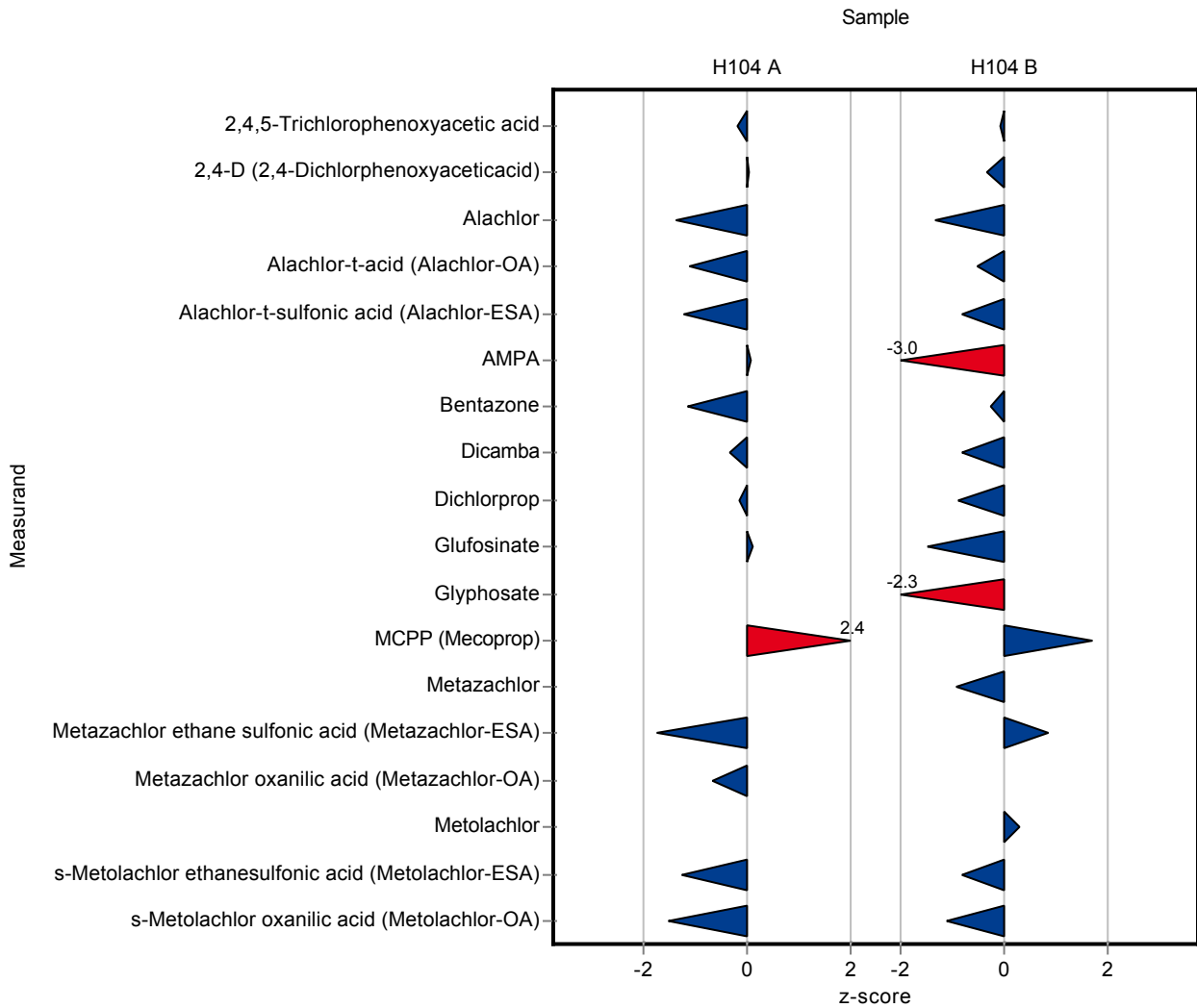
Sample: H104A

Parameter	Unit	Assigned value ± U (k=2)	Result ± U	Criterion	Recovery [%]	z-Score
2,4,5-Trichlorophenoxyacetic acid	µg/l	0.369 ± 0.0199	0.356 ± 0.107	0.0739	96.4	-0.18
2,4-D (2,4-Dichlorphenoxyaceticacid)	µg/l	0.126 ± 0.00887	0.127 ± 0.038	0.0201	101	0.06
Alachlor	µg/l	0.227 ± 0.0159	0.19 ± 0.057	0.0272	83.7	-1.36
Alachlor-t-acid (Alachlor-OA)	µg/l	0.842 ± 0.0513	0.674 ± 0.202	0.152	80.1	-1.11
Alachlor-t-sulfonic acid (Alachlor-ESA)	µg/l	0.146 ± 0.0128	0.114 ± 0.034	0.0262	78.2	-1.21
AMPA	µg/l	0.187 ± 0.00936	0.19 ± 0.057	0.0319	101	0.08
Bentazone	µg/l	0.119 ± 0.00731	0.099 ± 0.03	0.0179	82.9	-1.14
Dicamba	µg/l	0.193 ± 0.0198	0.181 ± 0.054	0.0367	93.8	-0.33
Dichlorprop	µg/l	0.102 ± 0.00597	0.1 ± 0.03	0.0122	98.2	-0.15
Glufosinate	µg/l	0.339 ± 0.114	0.35 ± 0.105	0.102	103	0.11
Glyphosate	µg/l	- ± -	<0.05 (LOQ) ± -	-	-	-
MCPP (Mecoprop)	µg/l	0.237 ± 0.0112	0.311 ± 0.093	0.0308	131	2.39
Metazachlor	µg/l	- ± -	<0.03 (LOQ) ± -	-	-	-
Metazachlor ethane sulfonic acid (Metazachlor-ESA)	µg/l	0.744 ± 0.0438	0.459 ± 0.138	0.164	61.7	-1.74
Metazachlor oxanilic acid (Metazachlor-OA)	µg/l	0.263 ± 0.0104	0.226 ± 0.068	0.0553	85.9	-0.67
Metolachlor	µg/l	- ± -	<0.03 (LOQ) ± -	-	-	-
s-Metolachlor ethanesulfonic acid (Metolachlor-ESA)	µg/l	0.57 ± 0.0587	0.418 ± 0.125	0.12	73.3	-1.27
s-Metolachlor oxanilic acid (Metolachlor-OA)	µg/l	0.504 ± 0.0308	0.389 ± 0.117	0.0756	77.2	-1.52

Sample: H104B

Parameter	Unit	Assigned value ± U (k=2)	Result ± U	Criterion	Recovery [%]	z-Score
2,4,5-Trichlorophenoxyacetic acid	µg/l	0.203 ± 0.0109	0.2 ± 0.06	0.0405	98.7	-0.07
2,4-D (2,4-Dichlorphenoxyaceticacid)	µg/l	0.504 ± 0.0251	0.475 ± 0.143	0.0806	94.2	-0.36
Alachlor	µg/l	0.671 ± 0.0501	0.564 ± 0.169	0.0806	84	-1.33

Parameter	Unit	Assigned value ± U (k=2)	Result ± U	Criterion	Recovery [%]	z-Score
Alachlor-t-acid (Alachlor-OA)	µg/l	0.187 ± 0.00787	0.169 ± 0.051	0.0337	90.3	-0.54
Alachlor-t-sulfonic acid (Alachlor-ESA)	µg/l	0.659 ± 0.0496	0.562 ± 0.168	0.119	85.3	-0.82
AMPA	µg/l	0.872 ± 0.0427	0.42 ± 0.126	0.148	48.2	-3.05
Bentazone	µg/l	0.131 ± 0.00602	0.126 ± 0.038	0.0197	95.9	-0.27
Dicamba	µg/l	0.559 ± 0.0476	0.47 ± 0.141	0.106	84.1	-0.83
Dichlorprop	µg/l	0.179 ± 0.00935	0.159 ± 0.048	0.0214	89	-0.92
Glufosinate	µg/l	0.158 ± 0.0385	0.088 ± 0.026	0.0474	55.7	-1.48
Glyphosate	µg/l	0.555 ± 0.0236	0.27 ± 0.081	0.122	48.7	-2.33
MCPP (Mecoprop)	µg/l	0.251 ± 0.0127	0.307 ± 0.092	0.0327	122	1.71
Metazachlor	µg/l	0.167 ± 0.0108	0.15 ± 0.045	0.0184	89.7	-0.94
Metazachlor ethane sulfonic acid (Metazachlor-ESA)	µg/l	0.243 ± 0.0146	0.288 ± 0.086	0.0535	118	0.84
Metazachlor oxanilic acid (Metazachlor-OA)	µg/l	- ± -	<0.02 (LOQ) ± -	-	-	-
Metolachlor	µg/l	0.399 ± 0.0242	0.415 ± 0.125	0.0559	104	0.28
s-Metolachlor ethanesulfonic acid (Metolachlor-ESA)	µg/l	0.249 ± 0.0267	0.207 ± 0.062	0.0524	83	-0.81
s-Metolachlor oxanilic acid (Metolachlor-OA)	µg/l	0.664 ± 0.0359	0.553 ± 0.166	0.0996	83.3	-1.11



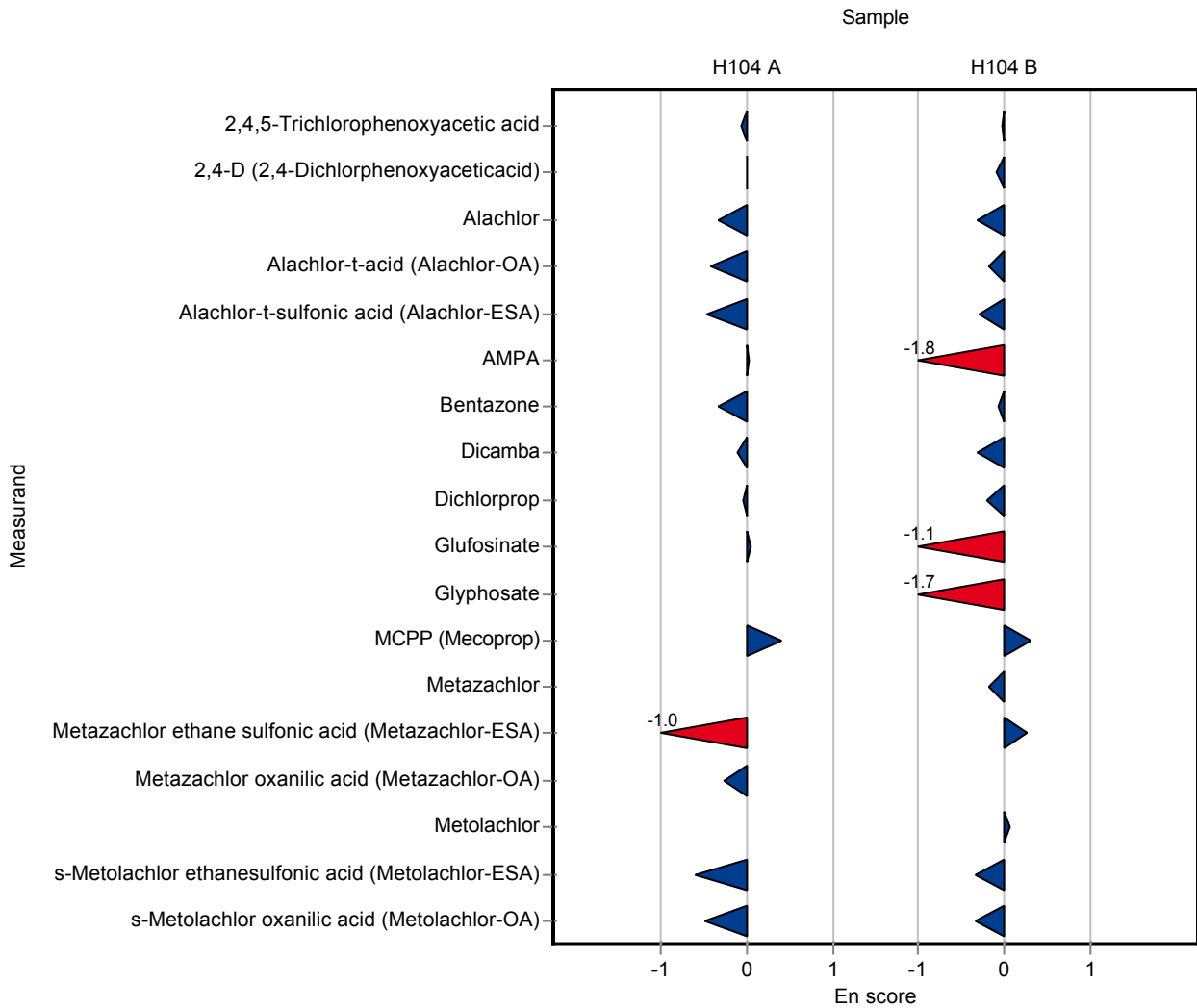
Sample: H104A

Parameter	Unit	Assigned value ± U (k=2)	Result ± U	Criterion	Recovery [%]	En-Score
2,4,5-Trichlorophenoxyacetic acid	µg/l	0.369 ± 0.0199	0.356 ± 0.107	0.0739	96.4	-0.06
2,4-D (2,4-Dichlorphenoxyaceticacid)	µg/l	0.126 ± 0.00887	0.127 ± 0.038	0.0201	101	0.01
Alachlor	µg/l	0.227 ± 0.0159	0.19 ± 0.057	0.0272	83.7	-0.32
Alachlor-t-acid (Alachlor-OA)	µg/l	0.842 ± 0.0513	0.674 ± 0.202	0.152	80.1	-0.41
Alachlor-t-sulfonic acid (Alachlor-ESA)	µg/l	0.146 ± 0.0128	0.114 ± 0.034	0.0262	78.2	-0.46
AMPA	µg/l	0.187 ± 0.00936	0.19 ± 0.057	0.0319	101	0.02
Bentazone	µg/l	0.119 ± 0.00731	0.099 ± 0.03	0.0179	82.9	-0.34
Dicamba	µg/l	0.193 ± 0.0198	0.181 ± 0.054	0.0367	93.8	-0.11
Dichlorprop	µg/l	0.102 ± 0.00597	0.1 ± 0.03	0.0122	98.2	-0.03
Glufosinate	µg/l	0.339 ± 0.114	0.35 ± 0.105	0.102	103	0.05
Glyphosate	µg/l	- ± -	<0.05 (LOQ) ± -	-	-	-
MCPP (Mecoprop)	µg/l	0.237 ± 0.0112	0.311 ± 0.093	0.0308	131	0.40
Metazachlor	µg/l	- ± -	<0.03 (LOQ) ± -	-	-	-
Metazachlor ethane sulfonic acid (Metazachlor-ESA)	µg/l	0.744 ± 0.0438	0.459 ± 0.138	0.164	61.7	-1.02
Metazachlor oxanilic acid (Metazachlor-OA)	µg/l	0.263 ± 0.0104	0.226 ± 0.068	0.0553	85.9	-0.27
Metolachlor	µg/l	- ± -	<0.03 (LOQ) ± -	-	-	-
s-Metolachlor ethanesulfonic acid (Metolachlor-ESA)	µg/l	0.57 ± 0.0587	0.418 ± 0.125	0.12	73.3	-0.59
s-Metolachlor oxanilic acid (Metolachlor-OA)	µg/l	0.504 ± 0.0308	0.389 ± 0.117	0.0756	77.2	-0.49

Sample: H104B

Parameter	Unit	Assigned value ± U (k=2)	Result ± U	Criterion	Recovery [%]	En-Score
2,4,5-Trichlorophenoxyacetic acid	µg/l	0.203 ± 0.0109	0.2 ± 0.06	0.0405	98.7	-0.02
2,4-D (2,4-Dichlorphenoxyaceticacid)	µg/l	0.504 ± 0.0251	0.475 ± 0.143	0.0806	94.2	-0.10
Alachlor	µg/l	0.671 ± 0.0501	0.564 ± 0.169	0.0806	84	-0.31

Parameter	Unit	Assigned value ± U (k=2)	Result ± U	Criterion	Recovery [%]	En-Score
Alachlor-t-acid (Alachlor-OA)	µg/l	0.187 ± 0.00787	0.169 ± 0.051	0.0337	90.3	-0.18
Alachlor-t-sulfonic acid (Alachlor-ESA)	µg/l	0.659 ± 0.0496	0.562 ± 0.168	0.119	85.3	-0.29
AMPA	µg/l	0.872 ± 0.0427	0.42 ± 0.126	0.148	48.2	-1.77
Bentazone	µg/l	0.131 ± 0.00602	0.126 ± 0.038	0.0197	95.9	-0.07
Dicamba	µg/l	0.559 ± 0.0476	0.47 ± 0.141	0.106	84.1	-0.31
Dichlorprop	µg/l	0.179 ± 0.00935	0.159 ± 0.048	0.0214	89	-0.20
Glufosinate	µg/l	0.158 ± 0.0385	0.088 ± 0.026	0.0474	55.7	-1.08
Glyphosate	µg/l	0.555 ± 0.0236	0.27 ± 0.081	0.122	48.7	-1.74
MCPP (Mecoprop)	µg/l	0.251 ± 0.0127	0.307 ± 0.092	0.0327	122	0.30
Metazachlor	µg/l	0.167 ± 0.0108	0.15 ± 0.045	0.0184	89.7	-0.19
Metazachlor ethane sulfonic acid (Metazachlor-ESA)	µg/l	0.243 ± 0.0146	0.288 ± 0.086	0.0535	118	0.26
Metazachlor oxanilic acid (Metazachlor-OA)	µg/l	- ± -	<0.02 (LOQ) ± -	-	-	-
Metolachlor	µg/l	0.399 ± 0.0242	0.415 ± 0.125	0.0559	104	0.06
s-Metolachlor ethanesulfonic acid (Metolachlor-ESA)	µg/l	0.249 ± 0.0267	0.207 ± 0.062	0.0524	83	-0.34
s-Metolachlor oxanilic acid (Metolachlor-OA)	µg/l	0.664 ± 0.0359	0.553 ± 0.166	0.0996	83.3	-0.33



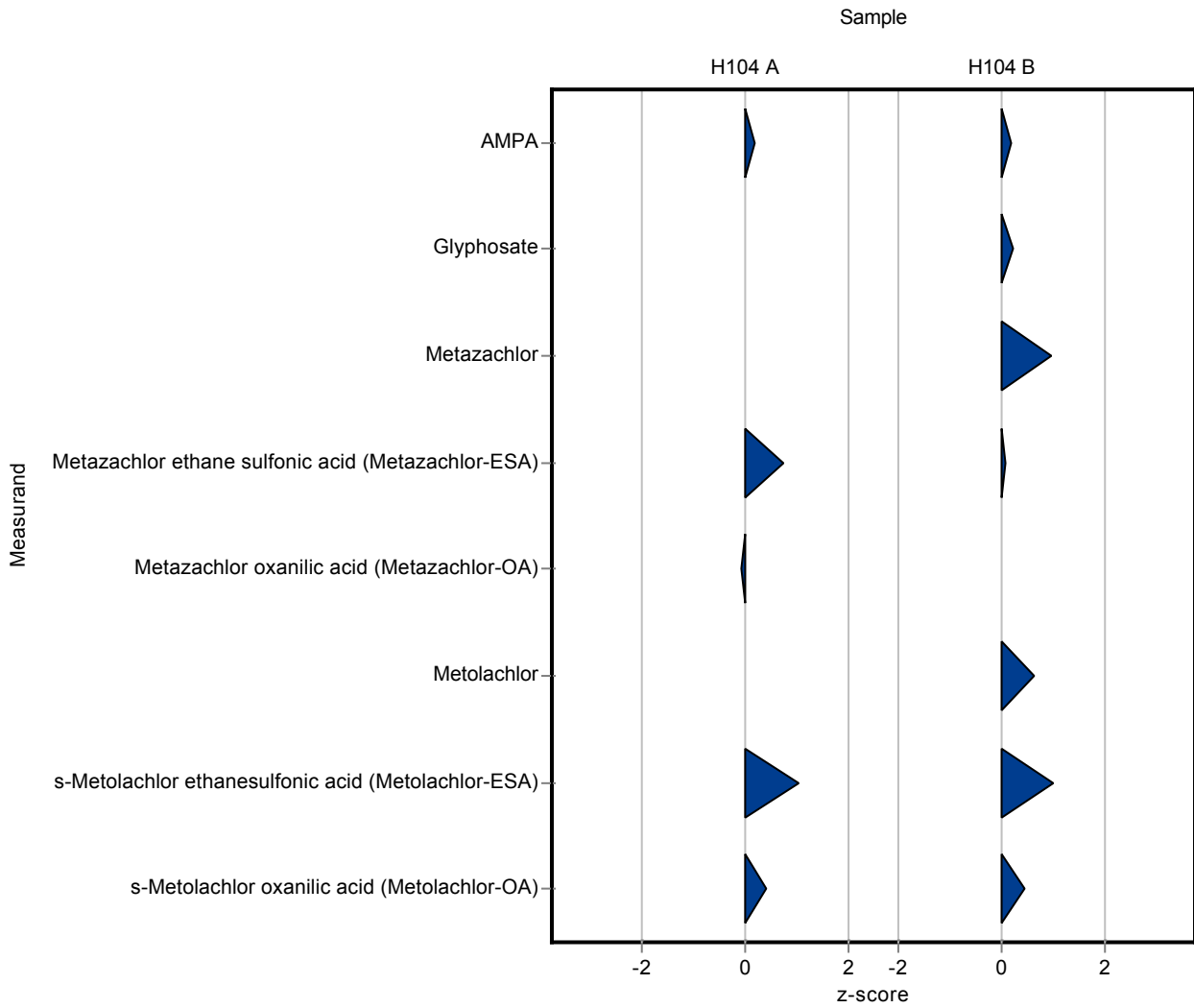
Sample: H104A

Parameter	Unit	Assigned value ± U (k=2)	Result ± U	Criterion	Recovery [%]	z-Score
2,4,5-Trichlorophenoxyacetic acid	µg/l	0.369 ± 0.0199	- ± -	0.0739	-	-
2,4-D (2,4-Dichlorphenoxyaceticacid)	µg/l	0.126 ± 0.00887	- ± -	0.0201	-	-
Alachlor	µg/l	0.227 ± 0.0159	- ± -	0.0272	-	-
Alachlor-t-acid (Alachlor-OA)	µg/l	0.842 ± 0.0513	- ± -	0.152	-	-
Alachlor-t-sulfonic acid (Alachlor-ESA)	µg/l	0.146 ± 0.0128	- ± -	0.0262	-	-
AMPA	µg/l	0.187 ± 0.00936	0.1939 ± 0.0139	0.0319	103	0.20
Bentazone	µg/l	0.119 ± 0.00731	- ± -	0.0179	-	-
Dicamba	µg/l	0.193 ± 0.0198	- ± -	0.0367	-	-
Dichlorprop	µg/l	0.102 ± 0.00597	- ± -	0.0122	-	-
Glufosinate	µg/l	0.339 ± 0.114	- ± -	0.102	-	-
Glyphosate	µg/l	- ± -	<0.003 (LOD) ± -	-	-	-
MCPP (Mecoprop)	µg/l	0.237 ± 0.0112	- ± -	0.0308	-	-
Metazachlor	µg/l	- ± -	<0.003 (LOD) ± -	-	-	-
Metazachlor ethane sulfonic acid (Metazachlor-ESA)	µg/l	0.744 ± 0.0438	0.8656 ± 0.0121	0.164	116	0.74
Metazachlor oxanilic acid (Metazachlor-OA)	µg/l	0.263 ± 0.0104	0.2589 ± 0.0036	0.0553	98.4	-0.08
Metolachlor	µg/l	- ± -	<0.003 (LOD) ± -	-	-	-
s-Metolachlor ethanesulfonic acid (Metolachlor-ESA)	µg/l	0.57 ± 0.0587	0.6943 ± 0.0097	0.12	122	1.04
s-Metolachlor oxanilic acid (Metolachlor-OA)	µg/l	0.504 ± 0.0308	0.5339 ± 0.0052	0.0756	106	0.40

Sample: H104B

Parameter	Unit	Assigned value ± U (k=2)	Result ± U	Criterion	Recovery [%]	z-Score
2,4,5-Trichlorophenoxyacetic acid	µg/l	0.203 ± 0.0109	- ± -	0.0405	-	-
2,4-D (2,4-Dichlorphenoxyaceticacid)	µg/l	0.504 ± 0.0251	- ± -	0.0806	-	-
Alachlor	µg/l	0.671 ± 0.0501	- ± -	0.0806	-	-

Parameter	Unit	Assigned value ± U (k=2)	Result ± U	Criterion Recovery [%]	z-Score
Alachlor-t-acid (Alachlor-OA)	µg/l	0.187 ± 0.00787	- ± -	0.0337	-
Alachlor-t-sulfonic acid (Alachlor-ESA)	µg/l	0.659 ± 0.0496	- ± -	0.119	-
AMPA	µg/l	0.872 ± 0.0427	0.8997 ± 0.0636	0.148	103
Bentazone	µg/l	0.131 ± 0.00602	- ± -	0.0197	-
Dicamba	µg/l	0.559 ± 0.0476	- ± -	0.106	-
Dichlorprop	µg/l	0.179 ± 0.00935	- ± -	0.0214	-
Glufosinate	µg/l	0.158 ± 0.0385	- ± -	0.0474	-
Glyphosate	µg/l	0.555 ± 0.0236	0.579 ± 0.0281	0.122	104
MCPP (Mecoprop)	µg/l	0.251 ± 0.0127	- ± -	0.0327	-
Metazachlor	µg/l	0.167 ± 0.0108	0.185 ± 0.0007	0.0184	111
Metazachlor ethane sulfonic acid (Metazachlor-ESA)	µg/l	0.243 ± 0.0146	0.2458 ± 0.0036	0.0535	101
Metazachlor oxanilic acid (Metazachlor-OA)	µg/l	- ± -	<0.005 (LOD) ± -	-	-
Metolachlor	µg/l	0.399 ± 0.0242	0.4349 ± 0.0045	0.0559	109
s-Metolachlor ethanesulfonic acid (Metolachlor-ESA)	µg/l	0.249 ± 0.0267	0.3025 ± 0.0049	0.0524	121
s-Metolachlor oxanilic acid (Metolachlor-OA)	µg/l	0.664 ± 0.0359	0.7079 ± 0.0059	0.0996	107



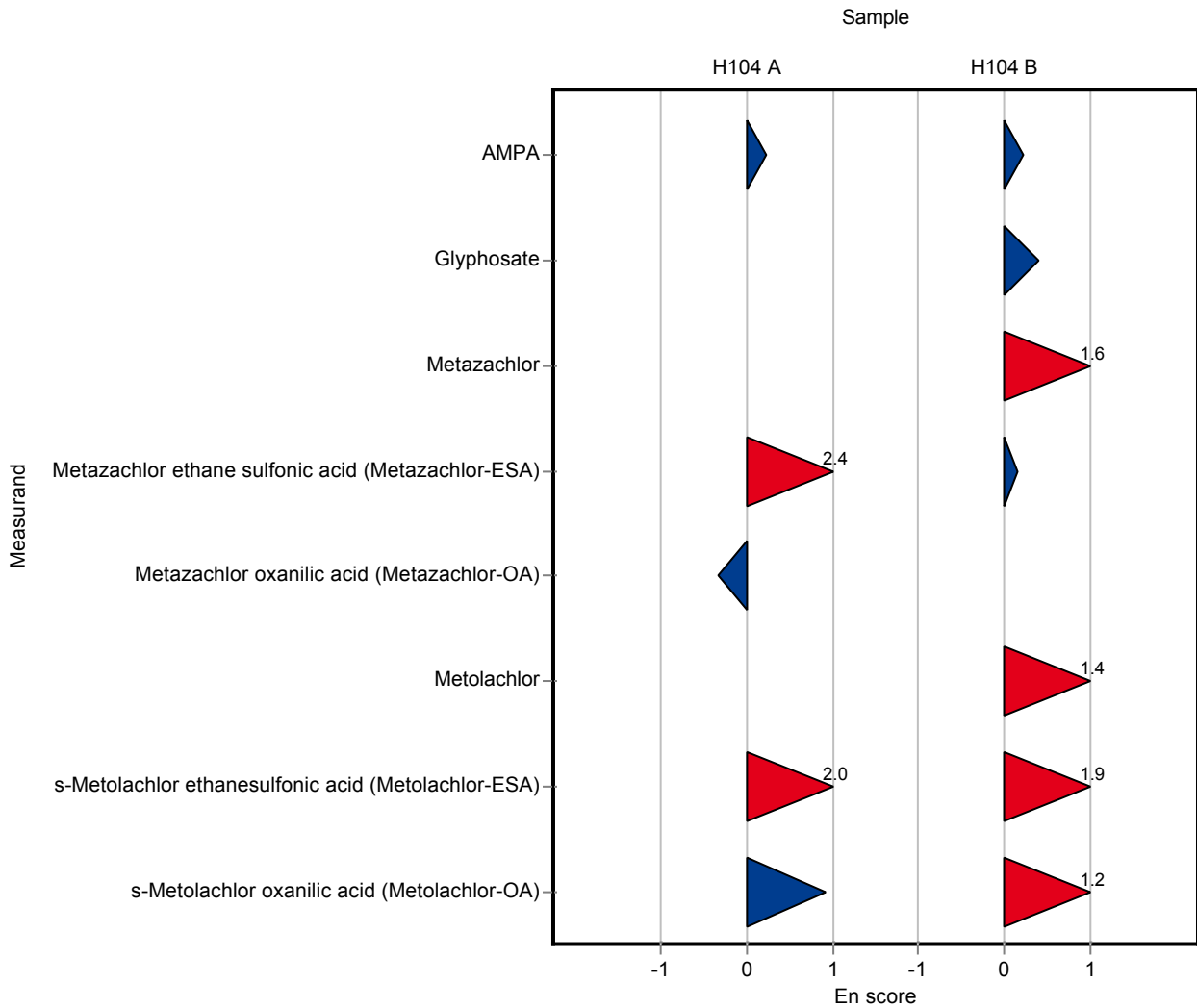
Sample: H104A

Parameter	Unit	Assigned value ± U (k=2)	Result ± U	Criterion	Recovery [%]	En-Score
2,4,5-Trichlorophenoxyacetic acid	µg/l	0.369 ± 0.0199	- ± -	0.0739	-	-
2,4-D (2,4-Dichlorphenoxyaceticacid)	µg/l	0.126 ± 0.00887	- ± -	0.0201	-	-
Alachlor	µg/l	0.227 ± 0.0159	- ± -	0.0272	-	-
Alachlor-t-acid (Alachlor-OA)	µg/l	0.842 ± 0.0513	- ± -	0.152	-	-
Alachlor-t-sulfonic acid (Alachlor-ESA)	µg/l	0.146 ± 0.0128	- ± -	0.0262	-	-
AMPA	µg/l	0.187 ± 0.00936	0.1939 ± 0.0139	0.0319	103	0.22
Bentazone	µg/l	0.119 ± 0.00731	- ± -	0.0179	-	-
Dicamba	µg/l	0.193 ± 0.0198	- ± -	0.0367	-	-
Dichlorprop	µg/l	0.102 ± 0.00597	- ± -	0.0122	-	-
Glufosinate	µg/l	0.339 ± 0.114	- ± -	0.102	-	-
Glyphosate	µg/l	- ± -	<0.003 (LOD) ± -	-	-	-
MCPP (Mecoprop)	µg/l	0.237 ± 0.0112	- ± -	0.0308	-	-
Metazachlor	µg/l	- ± -	<0.003 (LOD) ± -	-	-	-
Metazachlor ethane sulfonic acid (Metazachlor-ESA)	µg/l	0.744 ± 0.0438	0.8656 ± 0.0121	0.164	116	2.43
Metazachlor oxanilic acid (Metazachlor-OA)	µg/l	0.263 ± 0.0104	0.2589 ± 0.0036	0.0553	98.4	-0.34
Metolachlor	µg/l	- ± -	<0.003 (LOD) ± -	-	-	-
s-Metolachlor ethanesulfonic acid (Metolachlor-ESA)	µg/l	0.57 ± 0.0587	0.6943 ± 0.0097	0.12	122	2.01
s-Metolachlor oxanilic acid (Metolachlor-OA)	µg/l	0.504 ± 0.0308	0.5339 ± 0.0052	0.0756	106	0.93

Sample: H104B

Parameter	Unit	Assigned value ± U (k=2)	Result ± U	Criterion	Recovery [%]	En-Score
2,4,5-Trichlorophenoxyacetic acid	µg/l	0.203 ± 0.0109	- ± -	0.0405	-	-
2,4-D (2,4-Dichlorphenoxyaceticacid)	µg/l	0.504 ± 0.0251	- ± -	0.0806	-	-
Alachlor	µg/l	0.671 ± 0.0501	- ± -	0.0806	-	-

Parameter	Unit	Assigned value ± U (k=2)	Result ± U	Criterion Recovery [%]	En-Score
Alachlor-t-acid (Alachlor-OA)	µg/l	0.187 ± 0.00787	- ± -	0.0337	-
Alachlor-t-sulfonic acid (Alachlor-ESA)	µg/l	0.659 ± 0.0496	- ± -	0.119	-
AMPA	µg/l	0.872 ± 0.0427	0.8997 ± 0.0636	0.148	103
Bentazone	µg/l	0.131 ± 0.00602	- ± -	0.0197	-
Dicamba	µg/l	0.559 ± 0.0476	- ± -	0.106	-
Dichlorprop	µg/l	0.179 ± 0.00935	- ± -	0.0214	-
Glufosinate	µg/l	0.158 ± 0.0385	- ± -	0.0474	-
Glyphosate	µg/l	0.555 ± 0.0236	0.579 ± 0.0281	0.122	104
MCP (Mecoprop)	µg/l	0.251 ± 0.0127	- ± -	0.0327	-
Metazachlor	µg/l	0.167 ± 0.0108	0.185 ± 0.0007	0.0184	111
Metazachlor ethane sulfonic acid (Metazachlor-ESA)	µg/l	0.243 ± 0.0146	0.2458 ± 0.0036	0.0535	101
Metazachlor oxanilic acid (Metazachlor-OA)	µg/l	- ± -	<0.005 (LOD) ± -	-	-
Metolachlor	µg/l	0.399 ± 0.0242	0.4349 ± 0.0045	0.0559	109
s-Metolachlor ethanesulfonic acid (Metolachlor-ESA)	µg/l	0.249 ± 0.0267	0.3025 ± 0.0049	0.0524	121
s-Metolachlor oxanilic acid (Metolachlor-OA)	µg/l	0.664 ± 0.0359	0.7079 ± 0.0059	0.0996	107



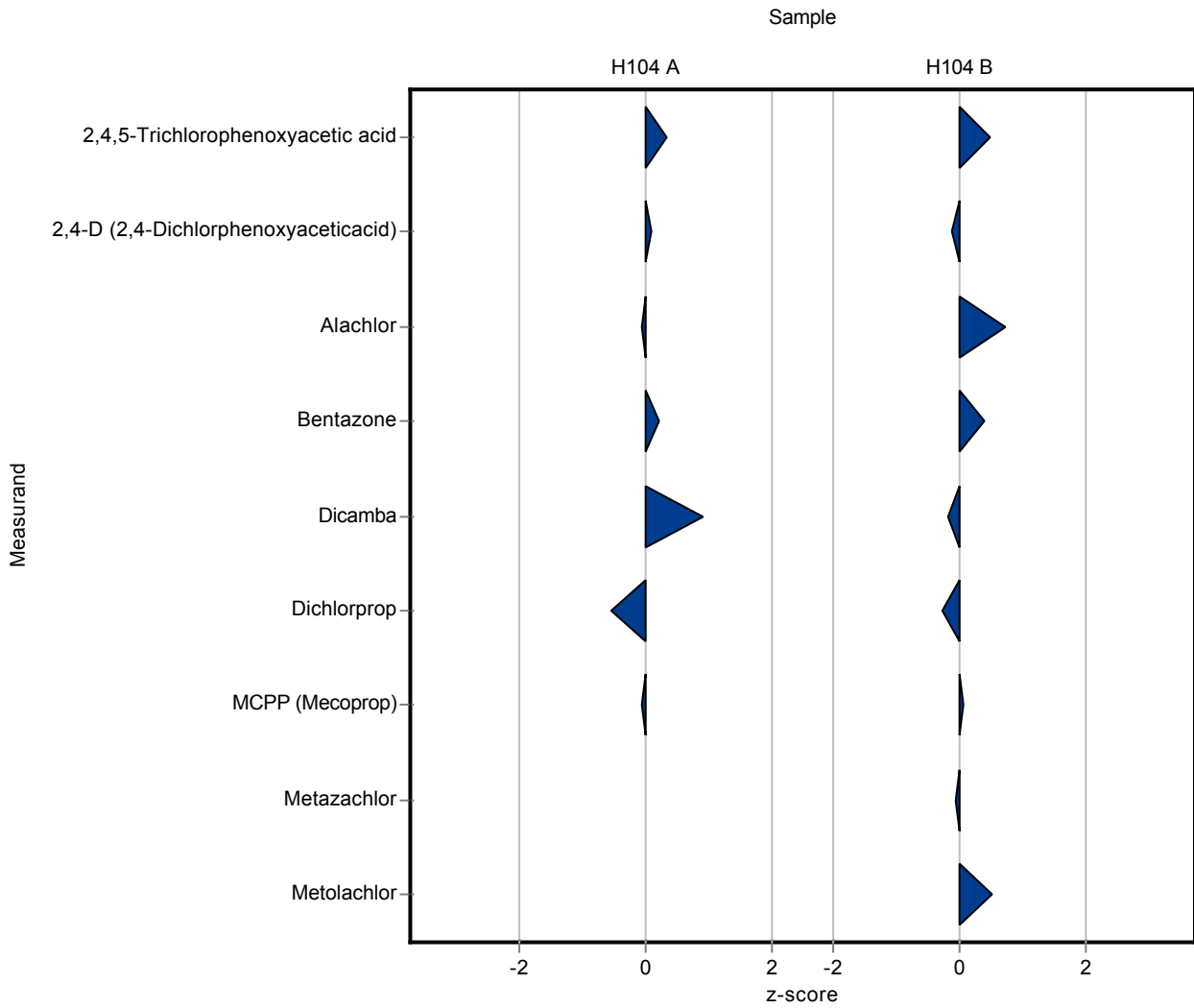
Sample: H104A

Parameter	Unit	Assigned value ± U (k=2)	Result ± U	Criterion	Recovery [%]	z-Score
2,4,5-Trichlorophenoxyacetic acid	µg/l	0.369 ± 0.0199	0.394 ± 0.096	0.0739	107	0.33
2,4-D (2,4-Dichlorphenoxyaceticacid)	µg/l	0.126 ± 0.00887	0.128 ± 0.039	0.0201	102	0.10
Alachlor	µg/l	0.227 ± 0.0159	0.225 ± 0.045	0.0272	99.1	-0.07
Alachlor-t-acid (Alachlor-OA)	µg/l	0.842 ± 0.0513	- ± -	0.152	-	-
Alachlor-t-sulfonic acid (Alachlor-ESA)	µg/l	0.146 ± 0.0128	- ± -	0.0262	-	-
AMPA	µg/l	0.187 ± 0.00936	- ± -	0.0319	-	-
Bentazone	µg/l	0.119 ± 0.00731	0.123 ± 0.034	0.0179	103	0.20
Dicamba	µg/l	0.193 ± 0.0198	0.227 ± 0.068	0.0367	118	0.93
Dichlorprop	µg/l	0.102 ± 0.00597	0.095 ± 0.026	0.0122	93.3	-0.56
Glufosinate	µg/l	0.339 ± 0.114	- ± -	0.102	-	-
Glyphosate	µg/l	- ± -	- ± -	-	-	-
MCPP (Mecoprop)	µg/l	0.237 ± 0.0112	0.235 ± 0.068	0.0308	99.1	-0.07
Metazachlor	µg/l	- ± -	<0.03 (LOQ) ± -	-	-	-
Metazachlor ethane sulfonic acid (Metazachlor-ESA)	µg/l	0.744 ± 0.0438	- ± -	0.164	-	-
Metazachlor oxanilic acid (Metazachlor-OA)	µg/l	0.263 ± 0.0104	- ± -	0.0553	-	-
Metolachlor	µg/l	- ± -	<0.03 (LOQ) ± -	-	-	-
s-Metolachlor ethanesulfonic acid (Metolachlor-ESA)	µg/l	0.57 ± 0.0587	- ± -	0.12	-	-
s-Metolachlor oxanilic acid (Metolachlor-OA)	µg/l	0.504 ± 0.0308	- ± -	0.0756	-	-

Sample: H104B

Parameter	Unit	Assigned value ± U (k=2)	Result ± U	Criterion	Recovery [%]	z-Score
2,4,5-Trichlorophenoxyacetic acid	µg/l	0.203 ± 0.0109	0.222 ± 0.054	0.0405	110	0.48
2,4-D (2,4-Dichlorphenoxyaceticacid)	µg/l	0.504 ± 0.0251	0.495 ± 0.152	0.0806	98.2	-0.11
Alachlor	µg/l	0.671 ± 0.0501	0.73 ± 0.146	0.0806	109	0.73

Parameter	Unit	Assigned value ± U (k=2)	Result ± U	Criterion Recovery [%]	z-Score
Alachlor-t-acid (Alachlor-OA)	µg/l	0.187 ± 0.00787	- ± -	0.0337	-
Alachlor-t-sulfonic acid (Alachlor-ESA)	µg/l	0.659 ± 0.0496	- ± -	0.119	-
AMPA	µg/l	0.872 ± 0.0427	- ± -	0.148	-
Bentazone	µg/l	0.131 ± 0.00602	0.139 ± 0.038	0.0197	106
Dicamba	µg/l	0.559 ± 0.0476	0.54 ± 0.162	0.106	96.7
Dichlorprop	µg/l	0.179 ± 0.00935	0.173 ± 0.047	0.0214	96.8
Glufosinate	µg/l	0.158 ± 0.0385	- ± -	0.0474	-
Glyphosate	µg/l	0.555 ± 0.0236	- ± -	0.122	-
MCPP (Mecoprop)	µg/l	0.251 ± 0.0127	0.253 ± 0.073	0.0327	101
Metazachlor	µg/l	0.167 ± 0.0108	0.166 ± 0.054	0.0184	99.2
Metazachlor ethane sulfonic acid (Metazachlor-ESA)	µg/l	0.243 ± 0.0146	- ± -	0.0535	-
Metazachlor oxanilic acid (Metazachlor-OA)	µg/l	- ± -	- ± -	-	-
Metolachlor	µg/l	0.399 ± 0.0242	0.428 ± 0.064	0.0559	107
s-Metolachlor ethanesulfonic acid (Metolachlor-ESA)	µg/l	0.249 ± 0.0267	- ± -	0.0524	-
s-Metolachlor oxanilic acid (Metolachlor-OA)	µg/l	0.664 ± 0.0359	- ± -	0.0996	-



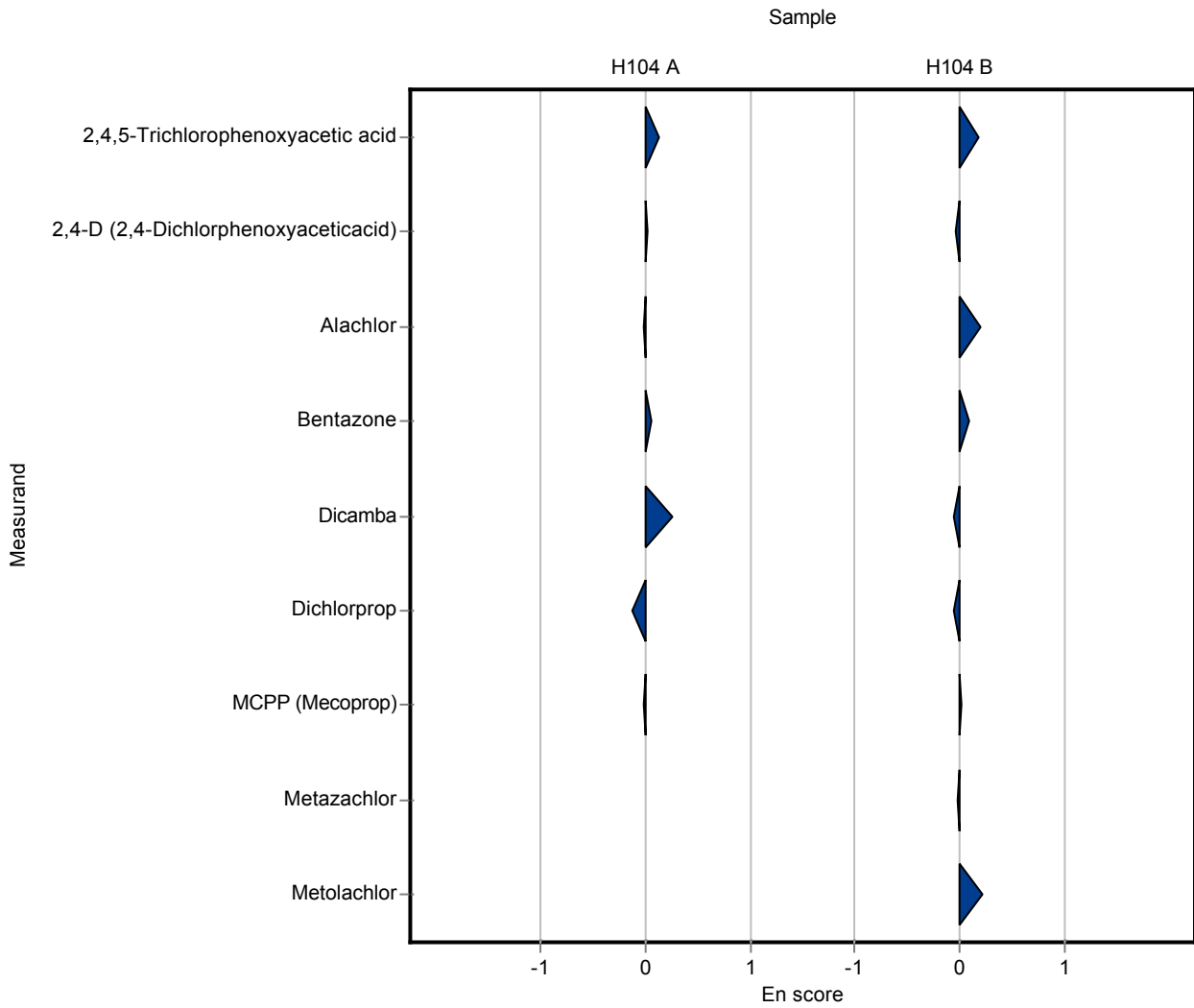
Sample: H104A

Parameter	Unit	Assigned value ± U (k=2)	Result ± U	Criterion	Recovery [%]	En-Score
2,4,5-Trichlorophenoxyacetic acid	µg/l	0.369 ± 0.0199	0.394 ± 0.096	0.0739	107	0.13
2,4-D (2,4-Dichlorphenoxyaceticacid)	µg/l	0.126 ± 0.00887	0.128 ± 0.039	0.0201	102	0.03
Alachlor	µg/l	0.227 ± 0.0159	0.225 ± 0.045	0.0272	99.1	-0.02
Alachlor-t-acid (Alachlor-OA)	µg/l	0.842 ± 0.0513	- ± -	0.152	-	-
Alachlor-t-sulfonic acid (Alachlor-ESA)	µg/l	0.146 ± 0.0128	- ± -	0.0262	-	-
AMPA	µg/l	0.187 ± 0.00936	- ± -	0.0319	-	-
Bentazone	µg/l	0.119 ± 0.00731	0.123 ± 0.034	0.0179	103	0.05
Dicamba	µg/l	0.193 ± 0.0198	0.227 ± 0.068	0.0367	118	0.25
Dichlorprop	µg/l	0.102 ± 0.00597	0.095 ± 0.026	0.0122	93.3	-0.13
Glufosinate	µg/l	0.339 ± 0.114	- ± -	0.102	-	-
Glyphosate	µg/l	- ± -	- ± -	-	-	-
MCPP (Mecoprop)	µg/l	0.237 ± 0.0112	0.235 ± 0.068	0.0308	99.1	-0.02
Metazachlor	µg/l	- ± -	<0.03 (LOQ) ± -	-	-	-
Metazachlor ethane sulfonic acid (Metazachlor-ESA)	µg/l	0.744 ± 0.0438	- ± -	0.164	-	-
Metazachlor oxanilic acid (Metazachlor-OA)	µg/l	0.263 ± 0.0104	- ± -	0.0553	-	-
Metolachlor	µg/l	- ± -	<0.03 (LOQ) ± -	-	-	-
s-Metolachlor ethanesulfonic acid (Metolachlor-ESA)	µg/l	0.57 ± 0.0587	- ± -	0.12	-	-
s-Metolachlor oxanilic acid (Metolachlor-OA)	µg/l	0.504 ± 0.0308	- ± -	0.0756	-	-

Sample: H104B

Parameter	Unit	Assigned value ± U (k=2)	Result ± U	Criterion	Recovery [%]	En-Score
2,4,5-Trichlorophenoxyacetic acid	µg/l	0.203 ± 0.0109	0.222 ± 0.054	0.0405	110	0.18
2,4-D (2,4-Dichlorphenoxyaceticacid)	µg/l	0.504 ± 0.0251	0.495 ± 0.152	0.0806	98.2	-0.03
Alachlor	µg/l	0.671 ± 0.0501	0.73 ± 0.146	0.0806	109	0.20

Parameter	Unit	Assigned value ± U (k=2)	Result ± U	Criterion Recovery	En-Score [%]	
Alachlor-t-acid (Alachlor-OA)	µg/l	0.187 ± 0.00787	- ± -	0.0337	-	-
Alachlor-t-sulfonic acid (Alachlor-ESA)	µg/l	0.659 ± 0.0496	- ± -	0.119	-	-
AMPA	µg/l	0.872 ± 0.0427	- ± -	0.148	-	-
Bentazone	µg/l	0.131 ± 0.00602	0.139 ± 0.038	0.0197	106	0.10
Dicamba	µg/l	0.559 ± 0.0476	0.54 ± 0.162	0.106	96.7	-0.06
Dichlorprop	µg/l	0.179 ± 0.00935	0.173 ± 0.047	0.0214	96.8	-0.06
Glufosinate	µg/l	0.158 ± 0.0385	- ± -	0.0474	-	-
Glyphosate	µg/l	0.555 ± 0.0236	- ± -	0.122	-	-
MCCP (Mecoprop)	µg/l	0.251 ± 0.0127	0.253 ± 0.073	0.0327	101	0.01
Metazachlor	µg/l	0.167 ± 0.0108	0.166 ± 0.054	0.0184	99.2	-0.01
Metazachlor ethane sulfonic acid (Metazachlor-ESA)	µg/l	0.243 ± 0.0146	- ± -	0.0535	-	-
Metazachlor oxanilic acid (Metazachlor-OA)	µg/l	- ± -	- ± -	-	-	-
Metolachlor	µg/l	0.399 ± 0.0242	0.428 ± 0.064	0.0559	107	0.22
s-Metolachlor ethanesulfonic acid (Metolachlor-ESA)	µg/l	0.249 ± 0.0267	- ± -	0.0524	-	-
s-Metolachlor oxanilic acid (Metolachlor-OA)	µg/l	0.664 ± 0.0359	- ± -	0.0996	-	-



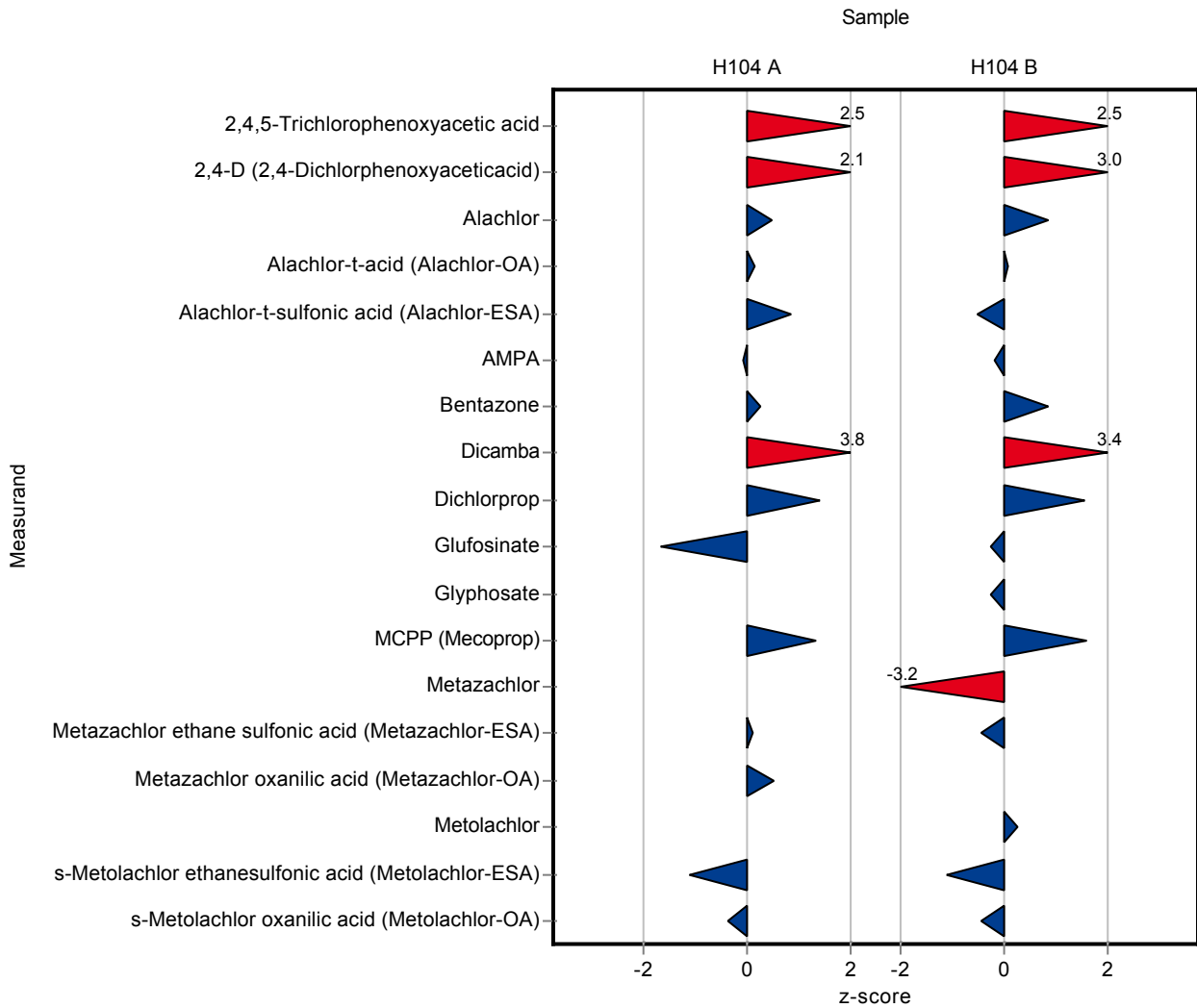
Sample: H104A

Parameter	Unit	Assigned value ± U (k=2)	Result ± U	Criterion	Recovery [%]	z-Score
2,4,5-Trichlorophenoxyacetic acid	µg/l	0.369 ± 0.0199	0.553 ± 0.1659	0.0739	150	2.49
2,4-D (2,4-Dichlorphenoxyaceticacid)	µg/l	0.126 ± 0.00887	0.168 ± 0.042	0.0201	133	2.09
Alachlor	µg/l	0.227 ± 0.0159	0.24 ± 0.048	0.0272	106	0.48
Alachlor-t-acid (Alachlor-OA)	µg/l	0.842 ± 0.0513	0.868 ± 0.1736	0.152	103	0.17
Alachlor-t-sulfonic acid (Alachlor-ESA)	µg/l	0.146 ± 0.0128	0.168 ± 0.0336	0.0262	115	0.85
AMPA	µg/l	0.187 ± 0.00936	0.185 ± 0.037	0.0319	98.7	-0.08
Bentazone	µg/l	0.119 ± 0.00731	0.124 ± 0.0248	0.0179	104	0.26
Dicamba	µg/l	0.193 ± 0.0198	0.332 ± 0.0664	0.0367	172	3.79
Dichlorprop	µg/l	0.102 ± 0.00597	0.119 ± 0.0238	0.0122	117	1.41
Glufosinate	µg/l	0.339 ± 0.114	0.168 ± 0.0336	0.102	49.6	-1.68
Glyphosate	µg/l	- ± -	<0.1 (LOQ) ± -	-	-	-
MCPP (Mecoprop)	µg/l	0.237 ± 0.0112	0.279 ± 0.0558	0.0308	118	1.36
Metazachlor	µg/l	- ± -	<0.05 (LOQ) ± -	-	-	-
Metazachlor ethane sulfonic acid (Metazachlor-ESA)	µg/l	0.744 ± 0.0438	0.765 ± 0.153	0.164	103	0.13
Metazachlor oxanilic acid (Metazachlor-OA)	µg/l	0.263 ± 0.0104	0.292 ± 0.0584	0.0553	111	0.52
Metolachlor	µg/l	- ± -	<0.05 (LOQ) ± -	-	-	-
s-Metolachlor ethanesulfonic acid (Metolachlor-ESA)	µg/l	0.57 ± 0.0587	0.436 ± 0.0872	0.12	76.5	-1.12
s-Metolachlor oxanilic acid (Metolachlor-OA)	µg/l	0.504 ± 0.0308	0.475 ± 0.095	0.0756	94.3	-0.38

Sample: H104B

Parameter	Unit	Assigned value ± U (k=2)	Result ± U	Criterion	Recovery [%]	z-Score
2,4,5-Trichlorophenoxyacetic acid	µg/l	0.203 ± 0.0109	0.304 ± 0.0912	0.0405	150	2.50
2,4-D (2,4-Dichlorphenoxyaceticacid)	µg/l	0.504 ± 0.0251	0.747 ± 0.18675	0.0806	148	3.01
Alachlor	µg/l	0.671 ± 0.0501	0.739 ± 0.1478	0.0806	110	0.84

Parameter	Unit	Assigned value ± U (k=2)	Result ± U	Criterion	Recovery [%]	z-Score
Alachlor-t-acid (Alachlor-OA)	µg/l	0.187 ± 0.00787	0.19 ± 0.038	0.0337	101	0.08
Alachlor-t-sulfonic acid (Alachlor-ESA)	µg/l	0.659 ± 0.0496	0.597 ± 0.1194	0.119	90.6	-0.52
AMPA	µg/l	0.872 ± 0.0427	0.844 ± 0.1688	0.148	96.8	-0.19
Bentazone	µg/l	0.131 ± 0.00602	0.148 ± 0.0296	0.0197	113	0.84
Dicamba	µg/l	0.559 ± 0.0476	0.92 ± 0.184	0.106	165	3.40
Dichlorprop	µg/l	0.179 ± 0.00935	0.212 ± 0.0424	0.0214	119	1.56
Glufosinate	µg/l	0.158 ± 0.0385	0.145 ± 0.029	0.0474	91.7	-0.28
Glyphosate	µg/l	0.555 ± 0.0236	0.52 ± 0.104	0.122	93.7	-0.29
MCPP (Mecoprop)	µg/l	0.251 ± 0.0127	0.303 ± 0.0606	0.0327	121	1.59
Metazachlor	µg/l	0.167 ± 0.0108	0.109 ± 0.0218	0.0184	65.2	-3.17
Metazachlor ethane sulfonic acid (Metazachlor-ESA)	µg/l	0.243 ± 0.0146	0.219 ± 0.0438	0.0535	90	-0.45
Metazachlor oxanilic acid (Metazachlor-OA)	µg/l	- ± -	<1 (LOQ) ± -	-	-	-
Metolachlor	µg/l	0.399 ± 0.0242	0.413 ± 0.0826	0.0559	103	0.25
s-Metolachlor ethanesulfonic acid (Metolachlor-ESA)	µg/l	0.249 ± 0.0267	0.191 ± 0.0382	0.0524	76.6	-1.12
s-Metolachlor oxanilic acid (Metolachlor-OA)	µg/l	0.664 ± 0.0359	0.619 ± 0.1238	0.0996	93.3	-0.45



Sample: H104A

Parameter	Unit	Assigned value ± U (k=2)	Result ± U	Criterion	Recovery [%]	En-Score
2,4,5-Trichlorophenoxyacetic acid	µg/l	0.369 ± 0.0199	0.553 ± 0.1659	0.0739	150	0.55
2,4-D (2,4-Dichlorphenoxyaceticacid)	µg/l	0.126 ± 0.00887	0.168 ± 0.042	0.0201	133	0.50
Alachlor	µg/l	0.227 ± 0.0159	0.24 ± 0.048	0.0272	106	0.13
Alachlor-t-acid (Alachlor-OA)	µg/l	0.842 ± 0.0513	0.868 ± 0.1736	0.152	103	0.07
Alachlor-t-sulfonic acid (Alachlor-ESA)	µg/l	0.146 ± 0.0128	0.168 ± 0.0336	0.0262	115	0.33
AMPA	µg/l	0.187 ± 0.00936	0.185 ± 0.037	0.0319	98.7	-0.03
Bentazone	µg/l	0.119 ± 0.00731	0.124 ± 0.0248	0.0179	104	0.09
Dicamba	µg/l	0.193 ± 0.0198	0.332 ± 0.0664	0.0367	172	1.04
Dichlorprop	µg/l	0.102 ± 0.00597	0.119 ± 0.0238	0.0122	117	0.36
Glufosinate	µg/l	0.339 ± 0.114	0.168 ± 0.0336	0.102	49.6	-1.29
Glyphosate	µg/l	- ± -	<0.1 (LOQ) ± -	-	-	-
MCPP (Mecoprop)	µg/l	0.237 ± 0.0112	0.279 ± 0.0558	0.0308	118	0.37
Metazachlor	µg/l	- ± -	<0.05 (LOQ) ± -	-	-	-
Metazachlor ethane sulfonic acid (Metazachlor-ESA)	µg/l	0.744 ± 0.0438	0.765 ± 0.153	0.164	103	0.07
Metazachlor oxanilic acid (Metazachlor-OA)	µg/l	0.263 ± 0.0104	0.292 ± 0.0584	0.0553	111	0.25
Metolachlor	µg/l	- ± -	<0.05 (LOQ) ± -	-	-	-
s-Metolachlor ethanesulfonic acid (Metolachlor-ESA)	µg/l	0.57 ± 0.0587	0.436 ± 0.0872	0.12	76.5	-0.73
s-Metolachlor oxanilic acid (Metolachlor-OA)	µg/l	0.504 ± 0.0308	0.475 ± 0.095	0.0756	94.3	-0.15

Sample: H104B

Parameter	Unit	Assigned value ± U (k=2)	Result ± U	Criterion	Recovery [%]	En-Score
2,4,5-Trichlorophenoxyacetic acid	µg/l	0.203 ± 0.0109	0.304 ± 0.0912	0.0405	150	0.56
2,4-D (2,4-Dichlorphenoxyaceticacid)	µg/l	0.504 ± 0.0251	0.747 ± 0.18675	0.0806	148	0.65
Alachlor	µg/l	0.671 ± 0.0501	0.739 ± 0.1478	0.0806	110	0.23

Parameter	Unit	Assigned value ± U (k=2)	Result ± U	Criterion Recovery	En-Score [%]
Alachlor-t-acid (Alachlor-OA)	µg/l	0.187 ± 0.00787	0.19 ± 0.038	0.0337	101 0.04
Alachlor-t-sulfonic acid (Alachlor-ESA)	µg/l	0.659 ± 0.0496	0.597 ± 0.1194	0.119	90.6 -0.25
AMPA	µg/l	0.872 ± 0.0427	0.844 ± 0.1688	0.148	96.8 -0.08
Bentazone	µg/l	0.131 ± 0.00602	0.148 ± 0.0296	0.0197	113 0.28
Dicamba	µg/l	0.559 ± 0.0476	0.92 ± 0.184	0.106	165 0.97
Dichlorprop	µg/l	0.179 ± 0.00935	0.212 ± 0.0424	0.0214	119 0.39
Glufosinate	µg/l	0.158 ± 0.0385	0.145 ± 0.029	0.0474	91.7 -0.19
Glyphosate	µg/l	0.555 ± 0.0236	0.52 ± 0.104	0.122	93.7 -0.17
MCP (Mecoprop)	µg/l	0.251 ± 0.0127	0.303 ± 0.0606	0.0327	121 0.42
Metazachlor	µg/l	0.167 ± 0.0108	0.109 ± 0.0218	0.0184	65.2 -1.30
Metazachlor ethane sulfonic acid (Metazachlor-ESA)	µg/l	0.243 ± 0.0146	0.219 ± 0.0438	0.0535	90 -0.27
Metazachlor oxanilic acid (Metazachlor-OA)	µg/l	- ± -	<1 (LOQ) ± -	-	- -
Metolachlor	µg/l	0.399 ± 0.0242	0.413 ± 0.0826	0.0559	103 0.08
s-Metolachlor ethanesulfonic acid (Metolachlor-ESA)	µg/l	0.249 ± 0.0267	0.191 ± 0.0382	0.0524	76.6 -0.72
s-Metolachlor oxanilic acid (Metolachlor-OA)	µg/l	0.664 ± 0.0359	0.619 ± 0.1238	0.0996	93.3 -0.18

