

**Proficiency Testing Scheme für die
Wasseranalytik - Realproben
H108 Herbizide/Pestizide**

**Proficiency Testing Scheme for Water
Analysis - natural water samples
H108 Herbicides/Pesticides**

BERICHT / REPORT

Probenversand / Sample dispatch: 13.10.2020

Ausgabe/Edition 1: 27.11.2020

Dieser Report umfasst 331 Seiten.
This report comprises 331 pages.

Anbieter der Eignungsprüfung / Provider of the proficiency test:

Anschrift / Address: Umweltbundesamt GmbH
Spittelauer Lände 5
1090 Vienna/Austria

E-Mail: ringversuche@umweltbundesamt.at

Tel: +43 (0) 1 31304 4334

Website deutsch: www.umweltbundesamt.at/ringversuche
www.imatest.at

Website english: <https://www.umweltbundesamt.at/en/proficiency-testing>
www.imatest.eu

Koordination und technische Leitung Eignungsprüfungen / coordinator and technical management:

Dipl.-Ing. Monika Denner

Verantwortlich für die Durchführung der Eignungsprüfungsrunde / Responsible for the implementation of this proficiency test:

Dipl.-Ing. Johannes Urteil, Martha Schmid MSc

Tel.: +43 (0) 1 31304 4334

Verantwortlich für die Freigabe des Berichts / Responsible for authorizing the report:

Dipl.-Ing. Monika Denner

Leitung Eignungsprüfungen für den Bereich chemische Analytik / Management for proficiency tests for chemical analysis

Inhaltsverzeichnis / Table of Contents

D1. Beschreibung des Ringversuchs.....	5
D1.1. Ausgestaltung und Durchführung	5
D1.2. Beschreibung der Prüfgegenstände.....	5
D1.3. Anweisungen für die Teilnehmer	6
D1.4. Kontrollanalytik zur Bewertung der Homogenität	6
D1.5. Trendtest zur Bewertung der Stabilität	6
D1.6. Ermittlung des zugewiesenen Wertes.....	7
D2. Kriterien der Leistungsbewertung	8
D2.1. Leistungskriterium z-Score.....	8
D2.2. Leistungskriterium E _n -Score	9
D2.3. Leistungsbewertung z-Score und E _n -Score	9
D3. Darstellung und Interpretation der Messergebnisse.....	10
D4. Anmerkungen zur Auswertung.....	10
D5. Erläuterung zu Tabellen und Grafiken	11
D5.1. Angaben und Abkürzungen in Tabellen	11
D5.2. Graphische Darstellung der Ergebnisse	14
D6. Zusammenfassung	17
D6.1. Tabelle der zugewiesenen Werte	17
D6.2. Zusammenfassung der ausreißerbereinigten Ringversuchsergebnisse ...	19
E1. Description of the proficiency test	21
E1.1. Design and implementation	21
E1.2. Description of the proficiency test items.....	21
E1.3. Instructions for the participants	21
E1.4. Control testing for homogeneity evaluation	22
E1.5. Trend test for stability evaluation	22
E1.6. Determination of the assigned values	23
E2. Criteria of performance evaluation	24
E2.1. Performance criterion z-Score	24
E2.2. Performance criterion E _n -Score	24
E2.3. Performance evaluation z-Score and E _n -Score.....	25
E3. Representation and interpretation of measurement results	26
E4. Explanatory notes.....	26

E5. Annotations on tables and charts	27
E5.1. Information and abbreviations in tables	27
E5.2. Graphical presentation of results	29
E6. Summary	32
E6.1. Table of assigned values	32
E6.2. Summary of results, after removal of outliers	34
E7. Parameterorientierte Auswertung / Parameter oriented report	36
E8. Labororientierte Auswertung / Laboratory oriented report	219
E9. Methodenübersicht / Overview of methods	322

D1. Beschreibung des Ringversuchs

D1.1. Ausgestaltung und Durchführung

- Anzahl der Anmeldungen: 17
- Anzahl der übermittelten Datensätze: 17
- Probenversand: 13.10.2020
- Einsendeschluss der Daten: 17.11.2020

Die Ergebnisabgabe erfolgte auf elektronischem Weg mittels passwortgeschützter Online-Dateneingabe. Beim Abschluss der Dateneingabe bestätigte der Teilnehmer die vollständige und korrekte Eingabe aller Daten und die Freigabe der Ergebnisse zur Auswertung.

Zur Anonymisierung der Ergebnisse wurde jedem Labor willkürlich ein Laborcode zugeteilt.

D1.2. Beschreibung der Prüfgegenstände

Die Probenahme von Grundwasser und von Oberflächenwasser erfolgte jeweils am 09.10.2020. Das Probenmaterial umfasste:

- 1 Probe Grundwasser (H108 A)
- 1 Probe Oberflächenwasser (H108 B)

Alle Proben wurden bis zur weiteren Verarbeitung gekühlt gelagert (4 +/-3°C).

Das Abfüllen der Proben erfolgte nach Filtration (40 µm) unter ständigem Rühren (Rührkessel). Die o.a. Proben wurden zusätzlich mit einzelnen Substanzen im Rührkessel dotiert. Die Stabilisierung erfolgte durch Kühlung.

Die homogenen Prüfgegenstände wurden am 13.10.2020 verschickt.

Jedes Teilnehmerlabor erhielt, je nach Bestellung:

- 2 Proben zu je 600 ml, abgefüllt in 2 x 300 ml Aluminium Flaschen oder
- 2 Proben zu je 2000 ml, abgefüllt in 2 x 1000 ml Aluminium Flaschen oder
- 2 Proben zu je 4000 ml, abgefüllt in 4 x 1000 ml Aluminium Flaschen

D1.3. Anweisungen für die Teilnehmer

Aus Stabilitätsgründen wurde empfohlen bis spätestens 21.10.2020 mit den Analysen zu beginnen.

Den Teilnehmern stand die Wahl der Analysenmethode bzw. der verwendeten Norm frei, welche mit ihrem Routineverfahren übereinstimmen sollte. Eine Übersicht der angewendeten Methoden findet sich unter E9.

D1.4. Kontrollanalytik zur Bewertung der Homogenität

Im Zuge der Abfüllung wurden zu willkürlichen Zeitpunkten mehrere Aliquote pro Probe zur Kontrollanalytik entnommen.

Es wurden für die A- bzw. B-Probe jeweils n=5 Kontrollproben sowie n=1 undotierte Realprobe dem Labor zur Analyse übergeben.

Die Parameter wurden in der Prüfstelle am Umweltbundesamt (Prüfstelle für Umwelt-, GVO- & Treibstoffanalytik, akkreditiert nach EN ISO/IEC 17025 für die angeführten Substanzen) zeitnah zum Probenversand analysiert.

Im Zuge der Auswertung wurde die relative Standardabweichung zwischen den Kontrollprobenabfüllungen bewertet und mit der Vergleichsstandardabweichung beim aktuellen Ringversuch verglichen.

Bei H108 A Aldrin, Summe DDE und Summe DDT sowie H108 B Summe DDE und Summe DDT: Aufgrund der Ergebnisse der Homogenitätsprüfung der Proben kann bei diesen Substanzen ein möglicher Einfluss des Abfüllprozesses nicht ausgeschlossen werden. Für die angeführten Parameter werden daher im ggst. Bericht nur Informationswerte angegeben.

Die Ergebnisse der Kontrollanalytik sind in der parameterorientierten Auswertung (E.7.) in Form von Mittelwerten \pm Messunsicherheit als Kontrollwert (control test value) \pm U gelistet (jeweils angegeben als erweiterte Messunsicherheit, $k=2$).

D1.5. Trendtest zur Bewertung der Stabilität

Die Bewertung der Stabilität der Prüfgegenstände (Realproben) erfolgte auf Basis der Datenstatistik aus den vergangenen Runden für Realproben im Zeitraum 2013 bis 2019.

Um die ausreichende Stabilität der Prüfgegenstände der aktuellen Eignungsprüfungsrunde bis zum Abgabetermin zu überprüfen, wurde die Darstellung der Teilnehmerergebnisse nach Analysendatum ausgewertet und auf systematische Trends geprüft (unauffällig). Durch Darstellung der Teilnehmerergebnisse nach Abfüllreihenfolge wurde auf das Vorliegen möglicher systematischer Trends der Ergebnisse geprüft. Hier waren die Parameter Summe DDE und Summe DDT Probe H108 A auffällig mit einem systematischen Anstieg der Teilnehmerergebnisse.

Aufgrund der bisherigen Erfahrungen und aufgrund der Bewertungsgrundlagen der aktuellen Eignungsprüfungsrunde gilt die Stabilität der Prüfgegenstände für die im Bericht angeführten und bewerteten Substanzen im empfohlenen Zeitraum für die Analyse bis zum Abgabeschluss als gewährleistet.

Bei den Parametern Summe DDE und Summe DDT Probe H108 A. Hier kann ein Einfluss des Abfüllprozesses nicht ausgeschlossen werden und es ist daher nur eine informative Darstellung der Ergebnisse im Bericht möglich (siehe auch Punkt D1.4).

D1.6. Ermittlung des zugewiesenen Wertes

Die Ergebnisse der Analysen mussten spätestens bis zum 17.11.2020 beim Veranstalter vorliegen. Später eingehende Werte wurden nicht berücksichtigt.

Im Zuge der Plausibilitätsprüfung der Daten (z.B. Check korrekte Einheiten, Messunsicherheitsangabe, ...) wurden die Teilnehmer mit auffälligen Ergebnissen zum erneuten Datencheck der Eingabe und um Rückmeldung binnen 24 h aufgefordert.

Nach Abschluss der Plausibilitätsprüfung, wurde der Ausreißertest nach Hampel durchgeführt und die Ausreißer ermittelt. Die von diesem Test auffällig eingestufteten Werte wurden in der Auswertung gekennzeichnet („H“). In begründeten Fällen, z.B. wenn der Ausreißertest nach Hampel nicht anwendbar ist (z.B. Ergebnisse liegen sehr eng beieinander oder überwiegend selber Zahlenwert bzw. bei wenig abgegebenen Daten mit sehr hoher Streuung), kann eine Ausreißereliminierung nach weiteren Kriterien erfolgen (z.B. Dean- und Dixon Test bzw. manuelle Ausreißerdefinition aufgrund Expertenbefund). Diese Vorgangsweise wird nach Anwendung unter Punkt D4 des Berichts dokumentiert.

Die weitere Auswertung erfolgte gemäß ISO 5725-2. Eine statistische Auswertung der Ringversuchsdaten erfolgte erst ab zumindest 6 gültigen, numerischen Ergebnissen pro Parameter. Ergebnisse kleiner Bestimmungs- oder Nachweisgrenze wurden bei den Berechnungen nicht berücksichtigt.

Der zugewiesene Wert wird im Normalfall jeweils als der ausreißerbereinigte Mittelwert über alle übermittelten Ergebnisse gebildet.

Bei sehr hohen Streuungen der Teilnehmerergebnisse von über 50 % oder bei mangelhafter Rückführbarkeit der statistischen Kenndaten aus den ausreißerbereinigten Ergebnissen der Teilnehmer auf den Mittelwert des Kontrolllabores bzw. einer zu geringen Anzahl an ausreißerbereinigten Ergebnissen über die Gruppe der akkreditierten Labore, kann die Situation auftreten, dass kein zugewiesener Wert für den aktuellen Ringversuch festgelegt werden kann und daher keine Bewertung der Teilnehmerergebnisse für diesen Parameter möglich ist. Ein entsprechender Hinweis wird im Bericht unter E7 bei der informativen Auswertung angebracht. Im Rahmen der internen Qualitätssicherung der Teilnehmer kann ein Vergleich mit den Ergebnissen des Kontrolllabors durchgeführt werden. Diese Vorgehensweise wird bei Anwendung jeweils parameter- und probenbezogen unter Punkt D4 des Berichts dokumentiert.

D2. Kriterien der Leistungsbewertung

D2.1. Leistungskriterium z-Score

Als Basis zur Berechnung der Wiederfindungsraten sowie der z-Scores wurde der ausreißerbereinigte Mittelwert über alle übermittelten Ergebnisse herangezogen.

Die Ermittlung der z-Scores erfolgte gemäß nachfolgender Formel:

$$z - score = \frac{x_i - \bar{X}}{Kriterium}$$

Dabei ist:

x_i	Messergebnis des teilnehmenden Labors
\bar{X}	zugewiesener Wert Sollwert für die Leistungsbewertung der Teilnehmer (angegeben auf 3 signifikante Stellen); im Regelfall: ausreißerbereinigter Mittelwert der Teilnehmerergebnisse. Eine davon abweichende Vorgehensweise wird unter Punkt D4 des Berichts beschrieben.
<i>Kriterium</i>	Vergleichsstandardabweichung berechnet aus den Statistiken für reale Wasserproben der vorangegangenen Runden im Zeitraum 2013 bis 2019 (RSDpooled) bzw. aus den ausreißerbereinigten Teilnehmerergebnissen (sR) des aktuellen Ringversuchs (falls noch weniger als 6 vorangegangene Runden für A und B-Proben vorlagen). In begründeten Fällen (z.B. Ergebnisse Realproben nahe an Mindestbestimmungsgrenze oder regulatorischer Vorgaben) erfolgt die Festlegung nach Expertenbefund und die Vorgangsweise wird unter Punkt D4 des Berichts beschrieben.

D2.2. Leistungskriterium E_n-Score

Für die realen Wasserproben erfolgen seit 2019 zusätzliche Bewertungen unter Einbeziehung der erweiterten Messunsicherheiten der Teilnehmer und der erweiterten Messunsicherheit des zugewiesenen Wertes, gemäß E_n-Score. Diese Auswertungen werden für die Teilnehmer im Bericht unter Punkt E8, jeweils im Anschluss an die z-Score Auswertung dargestellt.

Die Ermittlung der E_n-Scores erfolgte gemäß nachfolgender Formel:

$$E_n - score = \frac{x_i - \bar{X}}{\sqrt{U(x_i)^2 + U(\bar{X})^2}}$$

Dabei ist:

x_i	Messergebnis des teilnehmenden Labors
\bar{X}	zugewiesener Wert Sollwert für die Leistungsbewertung der Teilnehmer (angegeben auf 3 signifikante Stellen); im Regelfall: ausreißerbereinigter Mittelwert der Teilnehmerergebnisse. Eine davon abweichende Vorgehensweise wird unter Punkt D4 des Berichts beschrieben.
$U(x_i)$	erweiterte Messunsicherheit des Messergebnisses (Teilnehmerergebnis), k=2
$U(\bar{X})$	erweiterte Messunsicherheit des zugewiesenen Wertes, k=2

D2.3. Leistungsbewertung z-Score und E_n-Score

Interpretation der z-Scores:

- $|z\text{-Score}| \leq 2.0$ Ergebnis gut
- $2.0 < |z\text{-Score}| < 3.0$ Ergebnis fragwürdig
- $|z\text{-Score}| \geq 3.0$ Ergebnis nicht zufriedenstellend

Hinweis: Bei der Bewertung mittels z-Score wird die Messunsicherheit der Teilnehmer nicht mitberücksichtigt. Der Vergleich der Abweichung zum zugewiesenen Wert erfolgt über das Kriterium.

Interpretation der E_n-Scores:

- $|E_n\text{-Score}| \leq 1.0$ zufriedenstellende Leistung
- $|E_n\text{-Score}| > 1.0$ nicht zufriedenstellende Leistung

Hinweis: Bei der Bewertung mittels E_n -Score erfolgt die Berücksichtigung der erweiterten Messunsicherheiten der Teilnehmer und des zugewiesenen Wertes. $|E_n\text{-Score}| > 1.0$ können darauf hinweisen, dass die Unsicherheitschätzungen überprüft oder ein Messproblem korrigiert werden muss.

D3. Darstellung und Interpretation der Messergebnisse

In der parameterorientierten Auswertung ist eine tabellarische Übersicht mit den Messergebnissen inklusive der Unsicherheit ($\pm U$), der Wiederfindung zum zugewiesenen Wert und dem berechneten z-Score dargestellt. Weiterhin werden unter Anmerkungen die Ausreißer gekennzeichnet. Die in der Tabelle angeführten Ergebnisse werden auch grafisch dargestellt.

In der labororientierten Auswertung werden pro Labor in anonymisierter Form die Ergebnisse der einzelnen Labore als Messergebnis $\pm U$ sowie die Wiederfindungen und die ermittelten z-Scores bezugnehmend auf das Kriterium dargestellt. Weiters werden die E_n -Scores unter Berücksichtigung der erweiterten Unsicherheiten in unabhängigen Tabellen ausgegeben. Die labororientierten Auswertungen enthalten jeweils die Bewertungsgrundlagen wie zugewiesener Wert samt erweiterter Messunsicherheit sowie das Kriterium.

Eine Erläuterung zu den Tabellen und Grafiken kann Punkt D.5. entnommen werden.

D4. Anmerkungen zur Auswertung

Wie unter Punkt D2 ersichtlich, können die z-Scores auch unter Einbeziehung der Vergleichsstandardabweichung der ausreißerbereinigten Teilnehmerergebnisse des aktuellen Ringversuchs berechnet werden. Das kann zur Folge haben, dass es bei Parametern mit hoher Ergebnisstreuung dazu kommen kann, dass der Bereich z-Score - 2 bis z-Score + 2 einen ungewöhnlich hohen Wiederfindungsbereich abdeckt. Umgekehrt führt eine sehr geringe Streuung der Teilnehmerergebnisse dazu, dass z-Score - 2 bis z-Score + 2 einen ungewöhnlich kleinen Wiederfindungsbereich abdeckt.

Die Wiederfindungsrate wird unabhängig von der Streuung der Ergebnisse, als prozentuelle Abweichung vom zugewiesenen Wert berechnet und sollte bei der Bewertung von Ergebnissen im Rahmen des internen Qualitätsmanagementsystems der teilnehmenden Labore berücksichtigt werden.

Als Ergebnis einer Langzeitauswertung über aktuell 7 Eignungsprüfungsrunden (2013 - 2019) in Realproben wurden Kriterien (RSDpool) zur Ergebnisbewertung berechnet. Diese wurden im Zuge der Auswertung den relativen Vergleichsstandardabweichungen (vR) des aktuellen Ringversuchs gegenübergestellt.

Parameter Aldrin, Summe DDE und Summe DDT Probe H108 A und Parameter Summe DDE und Summe DDT Probe H108 B: Bei diesen Parametern können aufgrund der Ergebnisse der Homogenitätsprüfung der Proben nur Informationswerte angegeben werden.

Parameter Dinotefuran und Nitenpyram Probe H108 A und Parameter Aldrin, Dinotefuran und Nitenpyram Probe H108 B: Bei diesen Parametern kann aufgrund der geringen Anzahl an gültigen Teilnehmerergebnissen kein Sollwert zugewiesen werden. Es wird daher der Vergleich mit den Ergebnissen des Kontrolllabores empfohlen.

Parameter Propazin Probe H108 A und Parameter Atrazin, Propazin, Cyanazin und Prometryn Probe H108 B: Die auf Basis der Teilnehmerergebnisse berechneten Sollwerte lagen außerhalb der Messunsicherheit des Kontrollwertes und es ist über das Kontrolllabor keine Rückführbarkeit möglich. Der zugewiesene Wert wurde daher über die ausreißerbereinigten Mittelwerte aus der Gruppe der akkreditierten Teilnehmer berechnet.

Parameter Acetamiprid Probe H108 A und H108 B: Aufgrund der zu geringen Anzahl an Vorrunden wurde für diesen Parameter die relative Vergleichsstandardabweichung (vR) als Kriterium gesetzt.

Parameter Acetamiprid Probe H 108 B: Nachdem alle Ergebnisse für Acetamiprid in einem engen Wertebereich lagen, wurden zwei ursprünglich als Hampel-Ausreißer definierte Ergebnisse (LC0004, LC0010) manuell zurückgesetzt und bei der Auswertung mitberücksichtigt.

D5. Erläuterung zu Tabellen und Grafiken

D5.1. Angaben und Abkürzungen in Tabellen

Parameter	Allgemeine Bezeichnung des Analysenparameters
Probe	Bezeichnung der übermittelten Probe
Einheit	Vorgegebene Einheit für Messwert und Ergebnisunsicherheit (z.B. $\mu\text{g/l}$)
Zugewiesener Wert	Sollwert für die Leistungsbewertung der Teilnehmer (angegeben auf 3 signifikante Stellen)
U (k=2)	erweiterte Unsicherheit (k=2) des zugewiesenen Wertes, (angegeben auf 3 signifikante Stellen)
Kriterium	Vorgabewert zur Ermittlung des z-Scores in der angegebenen Einheit (angegeben auf 3 signifikante Stellen)

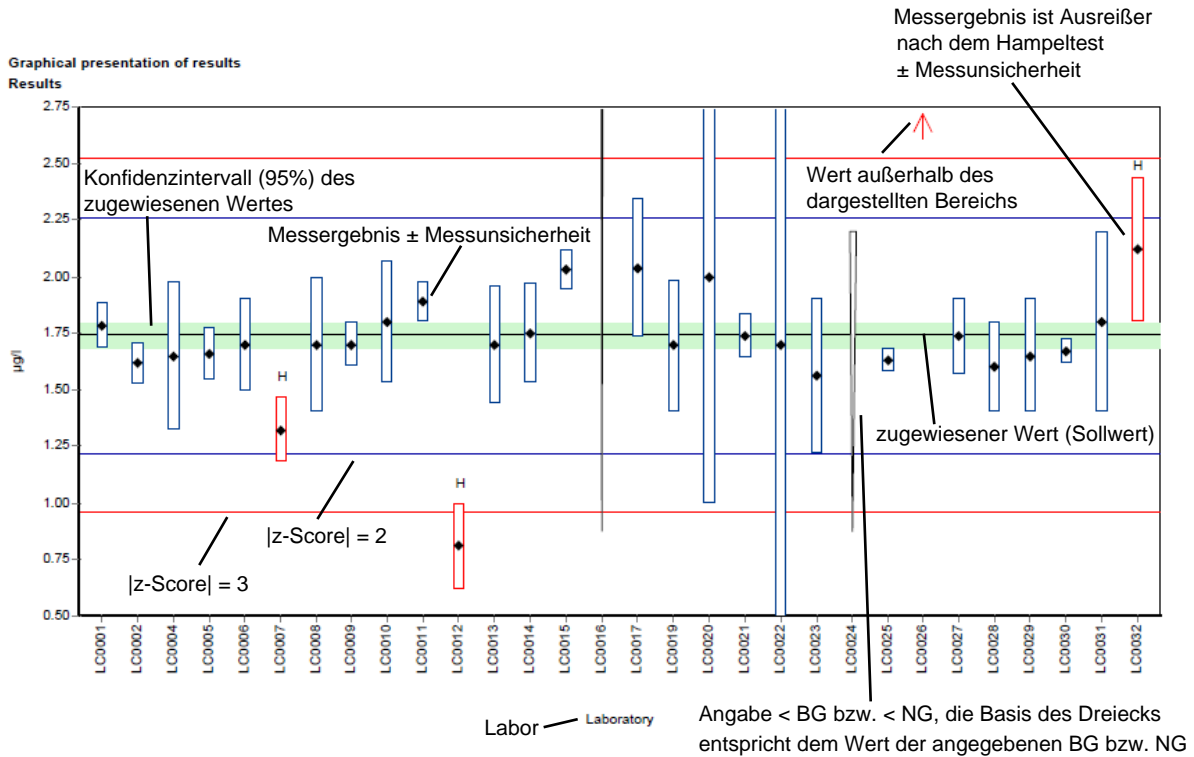
Kriterium [%]	Vorgabewert zur Ermittlung des z-Scores in % des zugewiesenen Wertes (angegeben auf 2 signifikante Stellen)
Mittelwert	Ausreißerbereinigter Mittelwert über die Teilnehmerergebnisse (angegeben auf 3 signifikante Stellen)
VB (99%)	99% Vertrauensbereich (angegeben auf 3 signifikante Stellen)
Minimum	Minimales abgegebenes Messergebnis, ausreißerbereinigt (angegeben auf 3 signifikante Stellen)
Maximum	Maximales abgegebenes Messergebnis, ausreißerbereinigt (angegeben auf 3 signifikante Stellen)
sR	Vergleichsstandardabweichung, berechnet aus den ausreißerbereinigten Teilnehmerergebnissen des aktuellen Ringversuchs (angegeben auf 3 signifikante Stellen)
vR	relative Vergleichsstandardabweichung in %, berechnet aus den ausreißerbereinigten Teilnehmerergebnissen des aktuellen Ringversuchs bezogen auf den Mittelwert (angegeben auf 2 signifikante Stellen)
Kontrollwert \pm U (k=2)	Mittelwert der Kontrollmessungen des Veranstalters \pm erweiterte Ergebnisunsicherheit des Kontrollwertes (jeweils angegeben auf 3 signifikante Stellen)
Laborcode	anonymisierte, eindeutige Teilnehmerkennung im jeweiligen Ringversuch
Messwert	einzelne(r) Messwert(e) lt. Teilnehmerangabe (maximal 5 Nachkommastellen dargestellt)
Messergebnis	Für die Bewertung herangezogenes Ergebnis lt. Teilnehmerangabe (maximal 5 Nachkommastellen dargestellt). Bei Eignungsprüfungsrunden mit Vorgabe von unabhängigen Mehrfachbestimmungen, entspricht dies dem berechneten Mittelwert aus den einzelnen Messwerten der Teilnehmer.
\pm U	kombinierte Messunsicherheit ohne Erweiterungsfaktor (k=1) lt. Teilnehmerangabe (maximal 5 Nachkommastellen dargestellt)
BG	Bestimmungsgrenze
NG	Nachweisgrenze
WF	Wiederfindungsrate in %, bezogen auf den zugewiesenen Wert (angegeben auf 3 signifikante Stellen, dargestellt maximal 1 Nachkommastelle)
MW	Mittelwert

z-Score	Abweichung des Messergebnisses zum zugewiesenen Wert, ausgedrückt als Vielfaches des Kriteriums (angegeben auf 3 signifikante Stellen, dargestellt maximal 2 Nachkommastellen)
E _n -Score	Abweichung des Messergebnisses zum zugewiesenen Wert, ausgedrückt als Vielfaches der kombinierten Messunsicherheiten, bestehend aus erweiterter Unsicherheit des zugewiesenen Wertes und der erweiterten Unsicherheit der Messergebnisse der Teilnehmer (angegeben auf 3 signifikante Stellen, dargestellt maximal 2 Nachkommastellen). Beim E _n -Score erfolgt die Berücksichtigung der Messunsicherheit der Teilnehmer.
-	Keine Daten übermittelt bzw. keine Berechnung möglich
Anmerkungen	Anmerkungen zum jeweiligen Messergebnis (z.B. H, FN, FP)
H	Ausreißer nach dem Hampel-Test
FN	Falsch negativ – Messergebnis kleiner Bestimmungsbzw. Nachweisgrenze dessen Betrag die Bedingungen eines Ausreißers nach dem Hampeltest erfüllt.
FP	Falsch positiv – Falls aufgrund des geringen Analytgehalts kein zugewiesener Wert ermittelt werden kann ($n < 6$), wird der Median der Beträge der übermittelten Nachweis- bzw. Bestimmungsgrenzen ermittelt. Als falsch positiv wird ein Messergebnis bewertet, welches diesen Median um mehr als 100 % übersteigt.
Standardabweichung	Vergleichsstandardabweichung berechnet aus den Teilnehmerergebnissen des aktuellen Ringversuchs (angegeben auf 3 signifikante Stellen)
rel. Standardabweichung	relative Vergleichsstandardabweichung in %, berechnet aus den Teilnehmerergebnissen des aktuellen Ringversuchs bezogen auf den Mittelwert (angegeben auf 3 signifikante Stellen)
n	Anzahl der Messergebnisse

D5.2. Graphische Darstellung der Ergebnisse

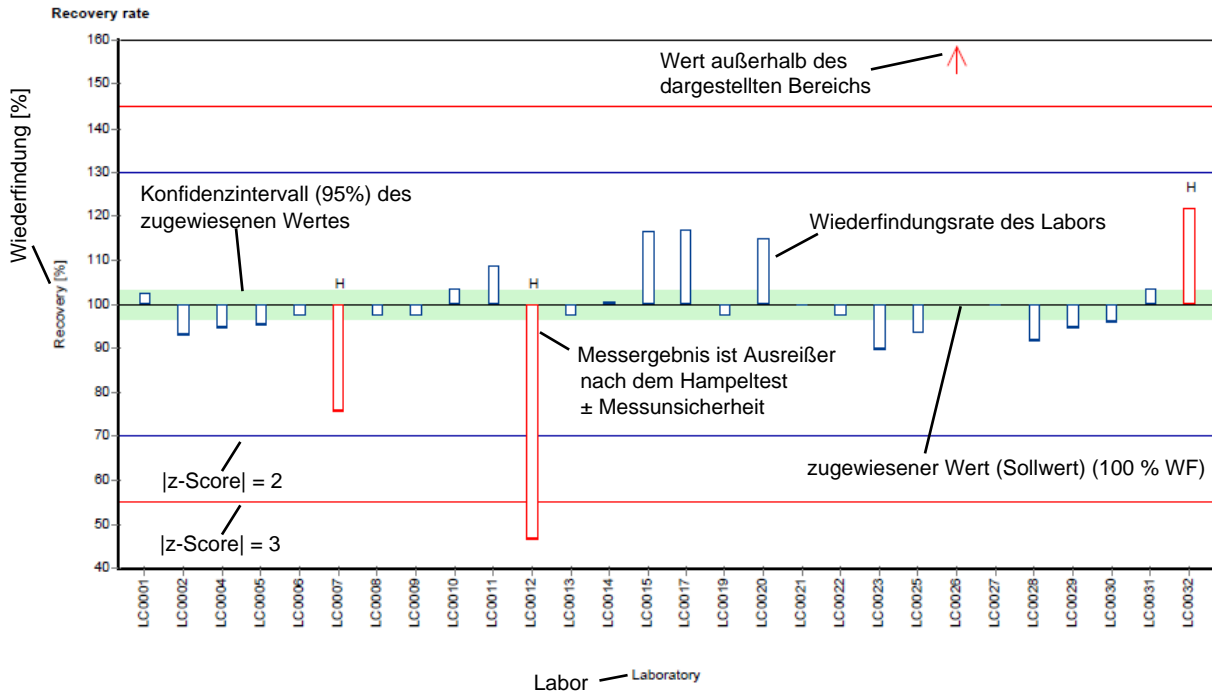
Nachfolgend wird die graphische Darstellung anhand von kommentierten Beispieldiagrammen erläutert.

Beispieldiagramm: Messwerte



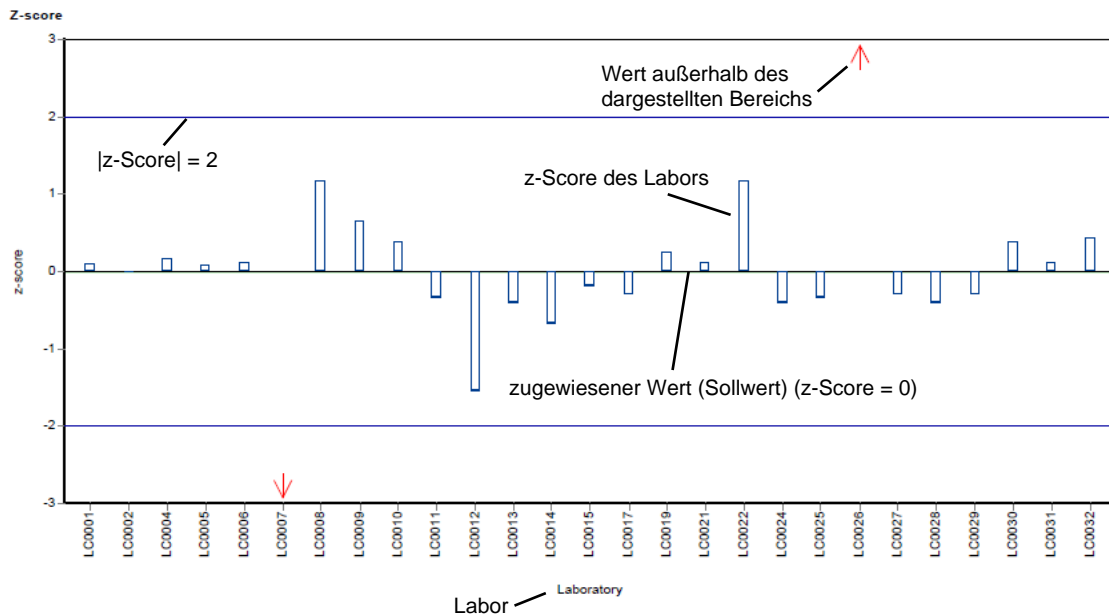
Unterschiedliche Analysenmethoden werden mit unterschiedlichen Farben kenntlich gemacht.

Beispieldiagramm: Wiederfindung zum zugewiesenen Wert



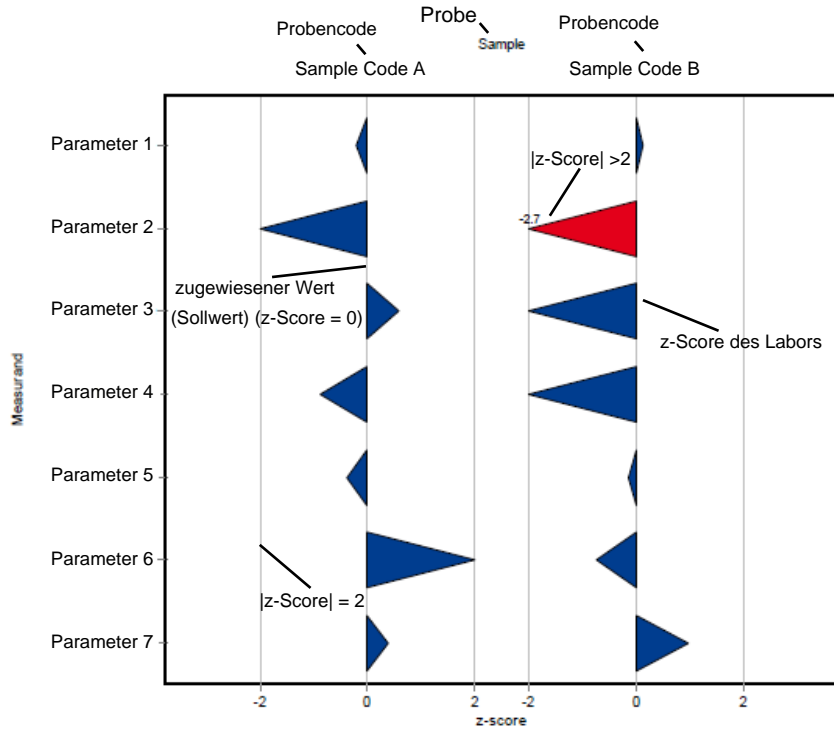
Unterschiedliche Analysemethoden werden mit unterschiedlichen Farben kenntlich gemacht.

Beispieldiagramm: z-Score

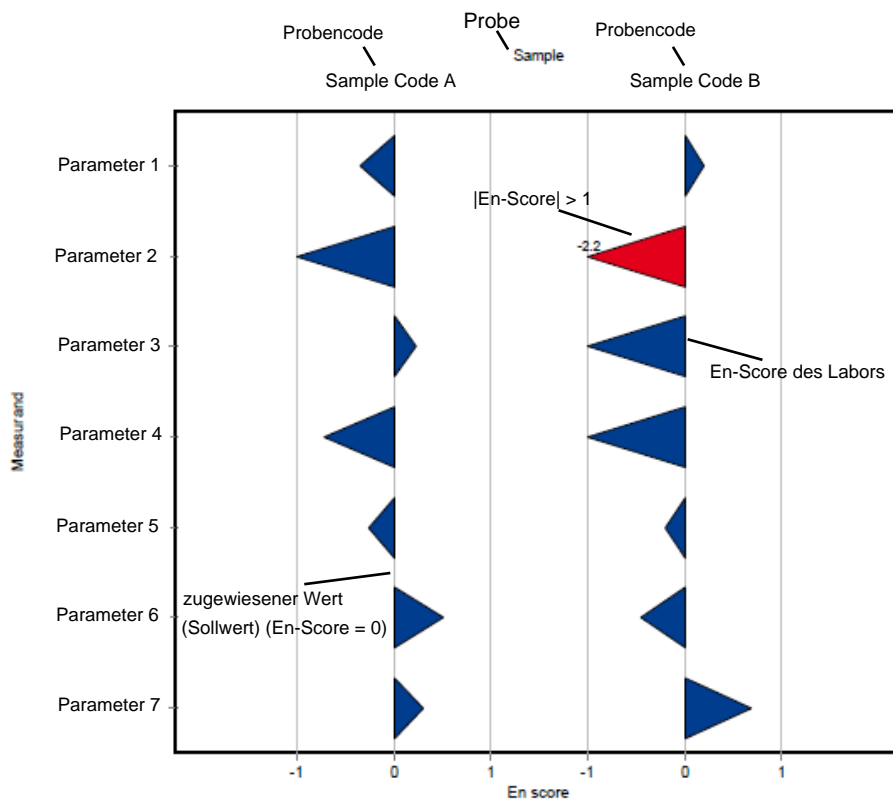


Unterschiedliche Analysemethoden werden mit unterschiedlichen Farben kenntlich gemacht.

Beispieldiagramm: z-Score (labororientierte Auswertung)



Beispieldiagramm: En-Score (labororientierte Auswertung)



D6. Zusammenfassung

D6.1. Tabelle der zugewiesenen Werte

Parameter	Probe	Einheit	zugewiesener Wert	±	U (k=2)	Kriterium	Kriterium [%]
Acetamidiprid	H108 A	µg/l	0.39	±	0.0233	0.0284	7.3
	H108 B	µg/l	0.751	±	0.0826	0.109	15
Aldrin	H108 A	µg/l	0.256*	±	0.0385	-	-
	H108 B	µg/l	-	±	-	-	-
Atrazin	H108 A	µg/l	0.406	±	0.0195	0.0446	11
	H108 B	µg/l	0.789	±	0.0267	0.0868	11
Atrazin-Desethyl	H108 A	µg/l	0.484	±	0.0264	0.0581	12
	H108 B	µg/l	0.459	±	0.043	0.0551	12
Atrazin-Desisopropyl	H108 A	µg/l	0.644	±	0.0532	0.0902	14
	H108 B	µg/l	0.602	±	0.0474	0.0843	14
Bromacil	H108 A	µg/l	0.234	±	0.0141	0.0328	14
	H108 B	µg/l	0.386	±	0.0395	0.054	14
Clothianidin	H108 A	µg/l	0.209	±	0.0279	0.023	11
	H108 B	µg/l	0.416	±	0.0568	0.0458	11
Cyanazin	H108 A	µg/l	1.01	±	0.124	0.141	14
	H108 B	µg/l	0.224	±	0.0254	0.0313	14
Dieldrin	H108 A	µg/l	0.405	±	0.0315	0.0932	23
	H108 B	µg/l	0.379	±	0.0162	0.0872	23
Dinotefuran	H108 A	µg/l	-	±	-	-	-
	H108 B	µg/l	-	±	-	-	-
Endrin	H108 A	µg/l	0.184	±	0.0299	0.0331	18
	H108 B	µg/l	0.424	±	0.0371	0.0763	18
Heptachlor	H108 A	µg/l	0.437	±	0.136	0.201	46
	H108 B	µg/l	0.112	±	0.0268	0.0516	46
Imidacloprid	H108 A	µg/l	0.468	±	0.028	0.0702	15
	H108 B	µg/l	0.24	±	0.0413	0.036	15
Lindan (Gamma-HCH)	H108 A	µg/l	0.226	±	0.0374	0.0452	20
	H108 B	µg/l	0.458	±	0.0252	0.0916	20
Nitenpyram	H108 A	µg/l	-	±	-	-	-
	H108 B	µg/l	-	±	-	-	-
Prometryn	H108 A	µg/l	0.411	±	0.0166	0.0534	13
	H108 B	µg/l	0.435	±	0.0146	0.0565	13
Propazin	H108 A	µg/l	0.183	±	0.0089	0.0238	13
	H108 B	µg/l	0.36	±	0.0175	0.0468	13
Summe Chlordan	H108 A	µg/l	0.183	±	0.0204	0.0549	30
	H108 B	µg/l	0.067	±	0.00744	0.0201	30
Summe DDD	H108 A	µg/l	0.842	±	0.0967	0.311	37
	H108 B	µg/l	0.656	±	0.0515	0.243	37
Summe DDE	H108 A	µg/l	0.401*	±	0.0683	-	-
	H108 B	µg/l	0.549*	±	0.0998	-	-
Summe DDT	H108 A	µg/l	0.241*	±	0.0581	-	-
	H108 B	µg/l	0.197*	±	0.0268	-	-
Summe Endosulfan	H108 A	µg/l	0.819	±	0.139	0.336	41
	H108 B	µg/l	0.544	±	0.128	0.223	41
Thiacloprid	H108 A	µg/l	0.434	±	0.0514	0.0608	14
	H108 B	µg/l	0.67	±	0.0826	0.0938	14
Thiamethoxam	H108 A	µg/l	0.524	±	0.122	0.0892	17

Parameter	Probe	Einheit	zugewiesener Wert	±	U (k=2)	Kriterium	Kriterium [%]
Thiamethoxam	H108 B	µg/l	0.121	±	0.00844	0.0206	17

*keine Bewertung möglich, nähere Details können dem Bericht zu diesem Ringversuch entnommen werden

D6.2. Zusammenfassung der ausreißerbereinigten Ringversuchsergebnisse

Parameter	Probe	Anzahl Labors für Berechnung	Anzahl Ausreißer Labors	Einheit	Mittelwert	± VB (99%)	Minimum	Maximum	sR	vR [%]
Acetamidiprid	H108 A	6	1	µg/l	0.39	± 0.035	0.338	0.425	0.0286	7.3
	H108 B	7	0	µg/l	0.751	± 0.124	0.528	0.88	0.109	15
Aldrin	H108 A	9	1	µg/l	0.256	± 0.0577	0.151	0.319	0.0577	23
	H108 B	4	1	µg/l	-	± -	0.014	0.0225	-	-
Atrazin	H108 A	12	1	µg/l	0.406	± 0.0293	0.36	0.47	0.0338	8.3
	H108 B	9	3	µg/l	0.789	± 0.0401	0.735	0.881	0.0401	5.1
Atrazin-Desethyl	H108 A	12	1	µg/l	0.484	± 0.0396	0.408	0.547	0.0457	9.4
	H108 B	12	1	µg/l	0.459	± 0.0646	0.316	0.539	0.0746	16
Atrazin-Desisopropyl	H108 A	11	2	µg/l	0.644	± 0.0797	0.459	0.758	0.0882	14
	H108 B	11	2	µg/l	0.602	± 0.0711	0.467	0.702	0.0786	13
Bromacil	H108 A	8	0	µg/l	0.234	± 0.0212	0.203	0.26	0.02	8.5
	H108 B	8	0	µg/l	0.386	± 0.0592	0.308	0.49	0.0558	14
Clothianidin	H108 A	9	0	µg/l	0.209	± 0.0418	0.15	0.273	0.0418	20
	H108 B	9	0	µg/l	0.416	± 0.0853	0.269	0.544	0.0853	20
Cyanazin	H108 A	9	0	µg/l	1.01	± 0.185	0.824	1.35	0.185	18
	H108 B	9	0	µg/l	0.22	± 0.036	0.185	0.295	0.036	16
Dieldrin	H108 A	9	2	µg/l	0.405	± 0.0472	0.314	0.47	0.0472	12
	H108 B	8	3	µg/l	0.379	± 0.0243	0.345	0.414	0.0229	6
Dinotefuran	H108 A	2	0	µg/l	-	± -	0.462	0.56	-	-
	H108 B	2	0	µg/l	-	± -	0.238	0.275	-	-
Endrin	H108 A	8	1	µg/l	0.184	± 0.0448	0.102	0.245	0.0422	23
	H108 B	7	2	µg/l	0.424	± 0.0556	0.36	0.514	0.049	12
Heptachlor	H108 A	10	0	µg/l	0.437	± 0.204	0.06	0.837	0.215	49
	H108 B	10	1	µg/l	0.112	± 0.0402	0.027	0.167	0.0423	38
Imidacloprid	H108 A	8	2	µg/l	0.468	± 0.042	0.42	0.532	0.0396	8.5
	H108 B	10	0	µg/l	0.24	± 0.0619	0.097	0.345	0.0652	27

Parameter	Probe	Anzahl Labors für Berechnung	Anzahl Ausreißer Labors	Einheit	Mittelwert	± VB (99%)	Minimum	Maximum	sR	vR [%]
Lindan (Gamma-HCH)	H108 A	12	0	µg/l	0.226	± 0.0562	0.1	0.29	0.0648	29
	H108 B	9	2	µg/l	0.458	± 0.0377	0.407	0.523	0.0377	8.2
Nitenpyram	H108 A	3	0	µg/l	-	± -	0.527	0.795	-	-
	H108 B	3	0	µg/l	-	± -	0.298	0.405	-	-
Prometryn	H108 A	9	0	µg/l	0.411	± 0.0249	0.368	0.441	0.0249	6.1
	H108 B	9	0	µg/l	0.424	± 0.0376	0.338	0.46	0.0376	8.9
Propazin	H108 A	10	0	µg/l	0.183	± 0.0133	0.151	0.2	0.0141	7.7
	H108 B	10	0	µg/l	0.36	± 0.0263	0.296	0.389	0.0277	7.7
Summe Chlordan	H108 A	7	0	µg/l	0.183	± 0.0306	0.148	0.223	0.027	15
	H108 B	7	0	µg/l	0.067	± 0.0112	0.053	0.0787	0.00984	15
Summe DDD	H108 A	6	0	µg/l	0.842	± 0.145	0.705	1.02	0.118	14
	H108 B	6	0	µg/l	0.656	± 0.0773	0.58	0.732	0.0631	9.6
Summe DDE	H108 A	7	0	µg/l	0.401	± 0.103	0.295	0.558	0.0904	23
	H108 B	7	0	µg/l	0.549	± 0.15	0.358	0.792	0.132	24
Summe DDT	H108 A	6	1	µg/l	0.241	± 0.0871	0.155	0.348	0.0711	30
	H108 B	7	1	µg/l	0.197	± 0.0403	0.131	0.248	0.0355	18
Summe Endosulfan	H108 A	10	1	µg/l	0.819	± 0.209	0.418	1.06	0.22	27
	H108 B	11	0	µg/l	0.544	± 0.192	0.15	0.765	0.212	39
Thiacloprid	H108 A	9	0	µg/l	0.434	± 0.077	0.322	0.56	0.077	18
	H108 B	9	0	µg/l	0.67	± 0.124	0.483	0.85	0.124	18
Thiamethoxam	H108 A	9	0	µg/l	0.524	± 0.184	0.117	0.731	0.184	35
	H108 B	8	1	µg/l	0.121	± 0.0127	0.11	0.14	0.0119	9.9

E1. Description of the proficiency test

E1.1. Design and implementation

- Number of registrations: 17
- Number of submitted data records: 17
- Dispatch of samples: October 13th, 2020
- Closing date for submission of data: November 17th, 2020

The results were submitted electronically by a password-protected online data entry. Upon completion of the data entry, the participant confirmed the complete and correct entry of all data and the authorization of the results for evaluation.

To anonymize results, each laboratory was given a laboratory code on a random basis.

E1.2. Description of the proficiency test items

The sampling of ground water and surface water was carried out each on October 9th, 2020.

The following samples were made available

- 1 sample ground water (H108 A)
- 1 sample surface water (H108 B)

Both samples were stored at 4 +/- 3°C until further processing. The samples were filtered (40 µm) and partly spiked with specific substances in the stirring vessel.

The samples were filled into bottles under continuous stirring (stirring vessel) and stabilized by cooling.

The homogeneous proficiency test items were dispatched on October 13th, 2020.

All participating laboratories received (depending on the order):

- 2 samples (each 600 ml), filled in 2 x 300 ml aluminium bottles or
- 2 samples (each 2000 ml), filled in 2 x 1000 ml aluminium bottles or
- 2 samples (each 4000 ml), filled in 4 x 1000 ml aluminium bottles.

E1.3. Instructions for the participants

For reasons of stability, it was recommended to start the analysis by the 21st of October 2020 at the latest.

The participants are expected to use the test method or measurement method of their choice, which should be consistent with their routine procedures. In E9. you will find the overview of applied methods in course of the proficiency testing.

E1.4. Control testing for homogeneity evaluation

During filling of the bottles, aliquots of each sample were collected randomly for control testing. From each of the samples A and B, n=5 control test samples and n=1 unspiked real water sample were transferred to the laboratory for control testing.

The parameters were tested in the testing laboratory at the Environment Agency Austria (Prüfstelle für Umwelt-, GVO- & Treibstoffanalytik, accredited according to EN ISO/IEC 17025 for the listed parameters) close to the time of sample dispatch.

During evaluation the relative standard deviation between the individual results of the control test samples was assessed for each parameter by comparison with the reproducibility standard deviation of the actual proficiency test.

In the parameter-oriented evaluation (E.7.), the results of the control testing are given in the form of arithmetic means of the detected concentrations \pm expanded measurement uncertainty as control test value \pm U (expanded uncertainty, k=2).

According to the results for homogeneity testing for the parameters Aldrin, sum DDE and sum DDT in sample H108 A and sum DDE and sum DDT in sample H108 B no guarantee can be given that there will be no adverse effects on the evaluation of each of the participants results. Therefore the parameters are cited for information only.

E1.5. Trend test for stability evaluation

The evaluation of stability of the proficiency test items was performed using the data statistics of the results of previous proficiency testing rounds for real water samples of the period from 2013 to 2019.

The assessment of the stability of the proficiency test items of the current round was carried out by evaluation of all participant results sorted by analysis date (until submission deadline): No systematic trends were identified.

Using all participant results, it was furthermore tested, if systematic trends could be detected depending on the order in which the bottles were filled for the proficiency test: Parameters sum DDE and sum DDT sample H108 A had systematically increasing participant results.

According to data obtained from previous rounds for real water samples from 2013 to 2019 and based on the trend test evaluation of the current round, the stability of the test items for proficiency testing of real water samples can be confirmed for the recommended analysis period until deadline for submission of data.

For the parameters sum DDE and sum DDT sample H108 A: A possible influence of the filling process can not be entirely excluded, therefore all data for this parameters are presented for information only (see also E1.4).

E1.6. Determination of the assigned values

The analytical results had to be made available to the organiser not later than 17th of November 2020. Any values received at a later date were not considered.

In the course of the plausibility assessment of all received data (e.g. check for correct units, indication of measurement uncertainty, ...) the participants with noticeable results were asked to perform a subsequent data check and to give a prompt feedback within 24 h.

After plausibility assessment an outlier test according to Hampel was performed to identify outliers. Values identified as conspicuous are marked specifically in the parameter-oriented evaluation ('H').

In justified cases, for instance, when the outlier test according to Hampel is not applicable (e.g. many similar or identical results of the participants or in case of a very limited number of highly scattering results) a different outlier identification method can be applied (e.g. Dean and Dixon outlier test or manual outlier elimination by expert judgement). In such a case, this procedure is documented in section E4 of the report.

Further data evaluation was performed in accordance with ISO 5725-2. A statistical evaluation of proficiency testing data was only carried out if at least 6 valid results per parameter were available. Results < LOQ or < LOD are not included in the calculation for the assigned value.

The assigned values are normally calculated as the mean over all submitted results, after removal of outliers.

For real water samples in some exceptional cases it might occur, that no assigned value based on participants' results can be calculated and no evaluation of the participants results can be made. E.g due to large variations in the participant results ($vR > 50\%$) and/or insufficient traceability of the calculated mean of all participants after outlier-clearing to the mean of control testing or if the number of results (without outliers) of the group of accredited testing laboratories is too low.

In this case, a clear statement in section E7 of the report is made and all provided statistical data are for information only. In section E4 further information is given, when applicable, for each parameter and proficiency test item. In course of the internal quality measures, the participants can compare their results with the control test values.

E2. Criteria of performance evaluation

E2.1. Performance criterion z-Score

The adjusted average value (after removal of outliers) for all submitted results was used as a basis for the calculation of recovery rates and z-scores.

z-Scores were calculated on the basis of the following formula:

$$z - score = \frac{x_i - \bar{X}}{Criteria}$$

In this context,

x_i	is the measurement value (result) of the participating laboratory;
\bar{X}	assigned value the target value for the assessment of the performance of the participants (3 significant digits), normally the average value of the participants' results after removal of outliers; if this approach is not applicable, the target value is assigned according to the procedure given in section E4
Criteria	is the reproducibility standard deviation calculated from previous rounds for proficiency testing for real water samples from 2013 to 2019 (as RSD pooled) or from the participants' results after removal of outliers (sR) in the current round (if less than 6 previous rounds for the parameters of real water samples A and B are available). Where justified (e.g. results for real water samples are close to minimum quantification limit or in case of regulatory requirements) the criteria is defined by expert judgement and the procedure is clearly described in section E4 of the report.

E2.2. Performance criterion E_n-Score

Since 2019 additional assessment of the participants' results using E_n-Scores for proficiency testing of real water samples is performed. This additional assessment takes into account the expanded measurement uncertainties of the participants results

and the expanded uncertainty of the assigned value and is provided in the laboratory oriented part of the report (see E8 after the z-scores evaluation).

E_n-Scores were calculated on the basis of the following formula:

$$E_n - score = \frac{x_i - \bar{X}}{\sqrt{U(x_i)^2 + U(\bar{X})^2}}$$

In this context,

- | | |
|--------------|---|
| x_i | is the measurement value (result) of the participating laboratory |
| \bar{X} | assigned value
the target value for the assessment of the performance of the participants (3 significant digits), normally the average value of the participants' results after removal of outliers; if this approach is not applicable, the target value is assigned according to the procedure given in section E4 |
| $U(x_i)$ | expanded measurement uncertainty for the result of the participating laboratory, k=2 |
| $U(\bar{X})$ | expanded measurement uncertainty for the assigned value, k=2 |

E2.3. Performance evaluation z-Score and E_n-Score

Interpretation of z-Scores:

- $|z\text{-Score}| \leq 2.0$ good result
- $2.0 < |z\text{-Score}| < 3.0$ questionable result
- $|z\text{-Score}| \geq 3.0$ unsatisfactory result

Note: In case of assessment of the participants' performance by z-scores the measurement uncertainty of the participants' results is not taken into account. The difference between result of participants and the assigned value is evaluated by the criteria.

Interpretation of E_n-Scores:

- $|E_n\text{-Score}| \leq 1.0$ satisfactory performance
- $|E_n\text{-Score}| > 1.0$ unsatisfactory performance

Note: In case of assessment of the participants' performance by E_n-Scores the expanded measurement uncertainties for the results and for the assigned values are taken into account. $|E_n\text{-Score}| > 1.0$ might indicate to check the measurement uncertainty estimation or might point out to correct a measurement problem.

E3. Representation and interpretation of measurement results

The parameter-oriented report provides the measurement values (results) including uncertainty ($\pm U$), recovery rate, calculated z-Score and the outliers in tabular form. The results listed in the table are also represented graphically.

The laboratory oriented report shows the results of the individual laboratories (anonymous), including the measurement uncertainty ($\pm U$), recovery rates, z-Scores and additionally evaluation of E_n -Scores on separate pages.

The tables also contain the basis for the data assessment as the assigned values and expanded measurement uncertainties and the criteria.

An annotation of the tables and graphics is given in section E.5.

E4. Explanatory notes

As explained in section E2, the z-Score can also be calculated using the reproducibility standard deviation, calculated from the participants' results (after removal of outliers) in the relevant test round. It might occur that the z-Score between -2 and 2 covers a large range of measurement values when the variance of the results is high. On the other hand, the range of good results can be very narrow, when the variation of the participants' results is small.

The recovery rate is calculated for the individual result based on the assigned value and is thus independent of the reproducibility standard deviation. In the case of a high variance of the results, participants should also consider recovery rates as additional criteria to decide on the necessity of internal quality assurance measures.

As a result of a long-term evaluation of 7 proficiency testing rounds (2013 - 2019) in real samples, evaluation criteria (RSDpool) were calculated. These criteria were compared with the relative reproducibility standard deviation (vR) of the current proficiency testing.

Parameters Aldrin, sum DDE and sum DDT in sample H108 A and parameters sum DDE and sum DDT in sample H108 B: Due to the results of the homogeneity testing for these parameters only informative values are presented in the report.

Parameters Dinotefuran and Nitenpyram in sample H108 A and Aldrin, Dinotefuran and Nitenpyram in sample H108 B: Assigned values could not be defined because of the small number of valid submitted results. We recommend to compare your results with the control test values.

Parameters Propazine sample H108 A and parameters Atrazine, Propazine, Cyanazine and Prometryne sample H108 B: The assigned values calculated based on

the participant results were outside of the measurement uncertainty of the control test value and thus traceability could not be proven by this procedure. Therefore, new assigned values were defined by the group of accredited participating laboratories after outlier-assessment.

Parameter Acetamiprid in sample H108 A and sample H108 B: Due to the small number of previous data for this parameter, the relative reproducibility standard deviation (vR) was chosen as criteria.

Parameter Acetamiprid sample H 108 B: As most of the participants results were close to each other two outliers initially defined by the Hampelprocedure (LC0004, LC0010) were manually reset. The full data set was used for further data evaluation.

E5. Annotations on tables and charts

E5.1. Information and abbreviations in tables

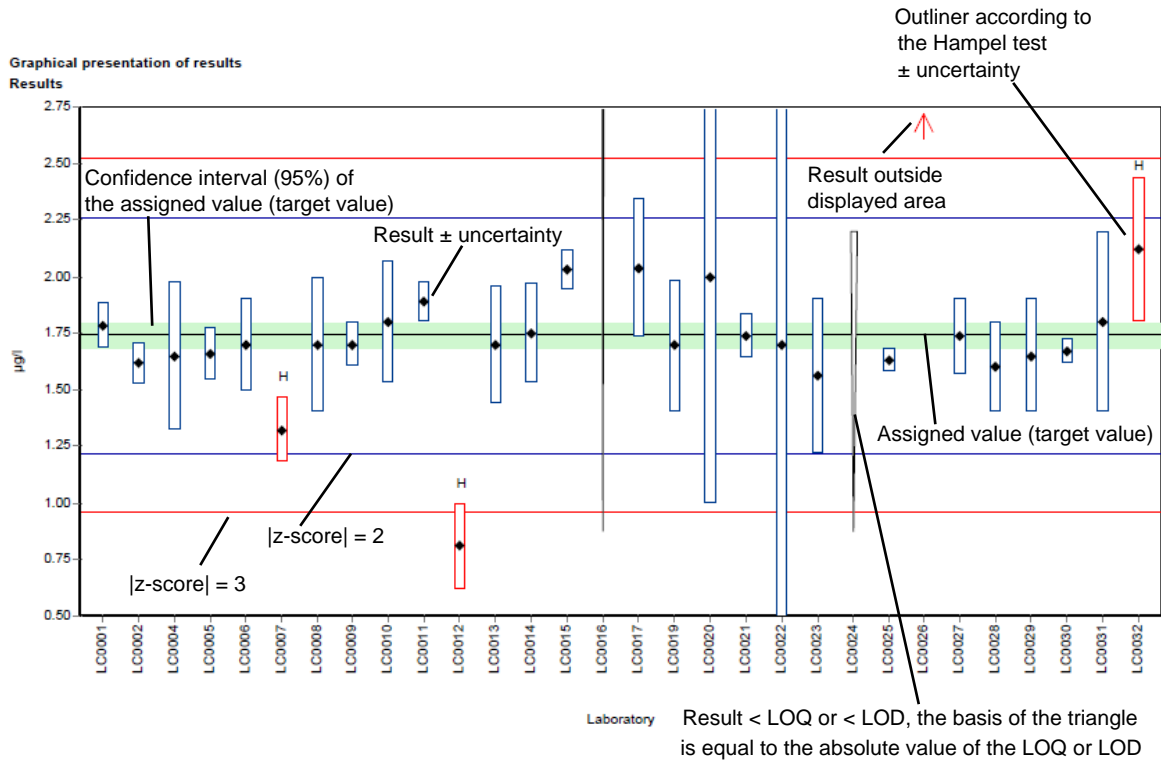
Parameter	Analyte identifier
Sample	Sample identifier
Unit	Given unit for result and uncertainty (e.g. µg/l)
Assigned value	Target value for proficiency assessment of the participants (3 significant digits)
U (k=2)	Expanded uncertainty (k=2) of the assigned value (3 significant digits)
Criteria	Specified value for the determination of the z-score in the given unit (3 significant digits)
Criteria [%]	Specified value for the determination of the z-score in % of the assigned value (2 significant digits)
Mean	Mean of the participants results, without outliers (3 significant digits)
CI (99 %)	99% confidence interval (3 significant digits)
Minimum	Minimum of all submitted results, after removal of outliers (3 significant digits)
Maximum	Maximum of all submitted results, after removal of outliers (3 significant digits)
SD	Reproducibility standard deviation, calculated from the participants results, after removal of outliers (3 significant digits)
RSD %	Reproducibility standard deviation, calculated from the participants results relative to the target value, given in %, after removal of outliers (2 significant digits)
Control test value ±	Mean of control test value ± expanded measurement

U (k=2)	uncertainty (3 significant digits)
Labcode	Laboratory identifier (anonymized)
Result	Result as indicated by participant (max. 5 decimal places)
± U	combined measurement uncertainty without expansion factor (k=1), as indicated by participant (max. 5 decimal places)
LOQ	Limit of quantification
LOD	Limit of detection
Recovery	Recovery rate in % based on assigned value (target value) (3 significant digits, max. one decimal place given)
z-Score	Deviation of result based on the assigned value (target value) given as a multiple of the criteria (3 significant digits, max. 2 decimal places given)
E _n -Score	Deviation of result based on the assigned value (target value) given as a multiple of the combined expanded measurement uncertainty of the participant's results and expanded measurement uncertainty for the assigned value (3 significant digits, max. 2 decimal places given). Note: E _n -Score assessment takes into account the measurement uncertainty of the participants.
-	No data available or no calculation possible
Comments	Comment on the respective result (e.g. H, FN, FP)
H	Outlier according to Hampel-Test
FN	False negative – for a result < LOQ or result < LOD: The absolute value of the LOQ or LOD fulfils the condition of an outlier according to the Hampel test.
FP	False positive – for parameters where no target value is available because of a too low analyte content (n < 6): Result that exceeds the median of the absolute values of the transmitted LOQs or LODs by more than 100 %.
Standard deviation	Reproducibility standard deviation, calculated from the participants results (3 significant digits)
Rel. standard deviation	Reproducibility standard deviation, calculated from the participants results relative to the target value, given in %, (3 significant digits)
n	Number of results

E5.2. Graphical presentation of results

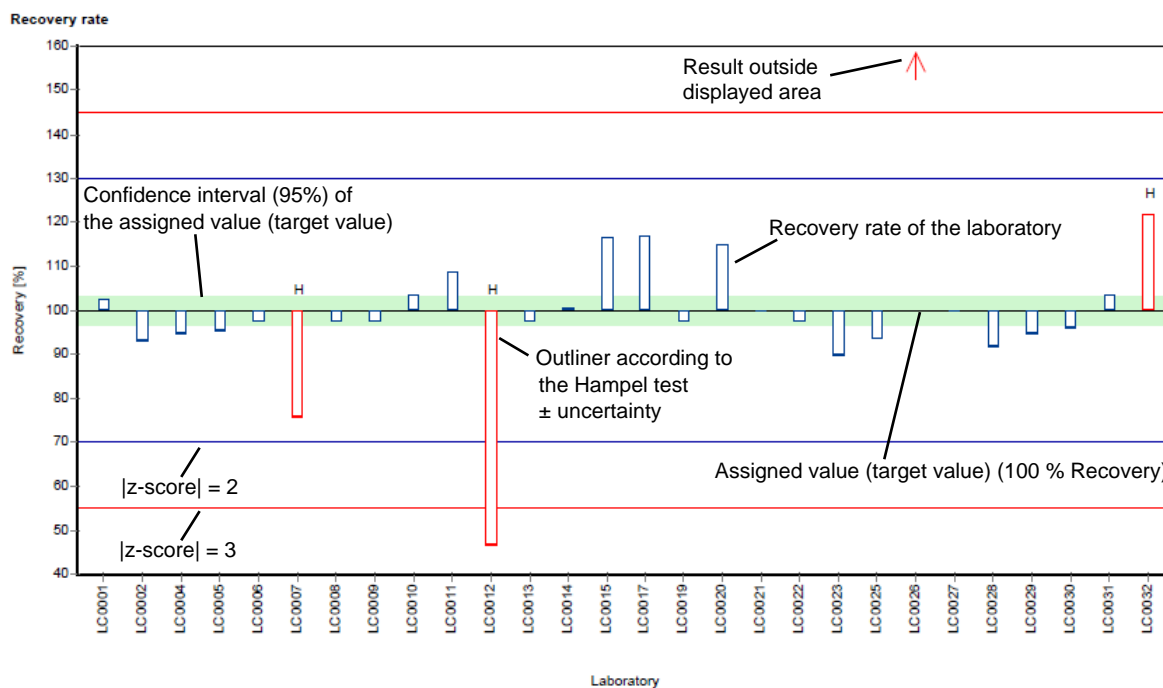
The graphic representation in the report is explained below by means of commented example diagrams:

Example chart: Results



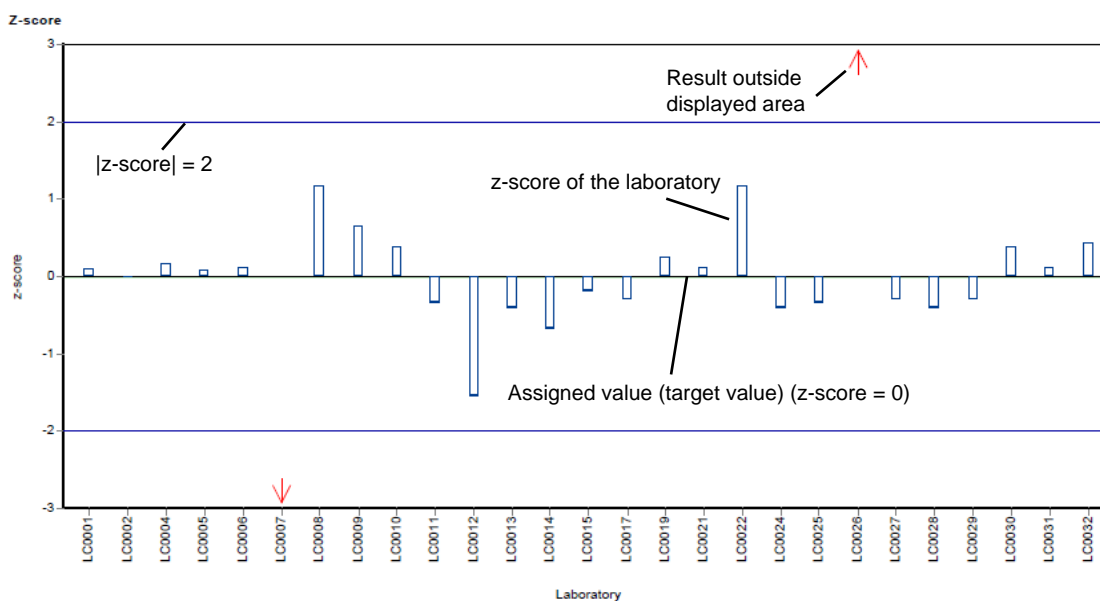
Different analysis methods are represented with different colors.

Example chart: Recovery



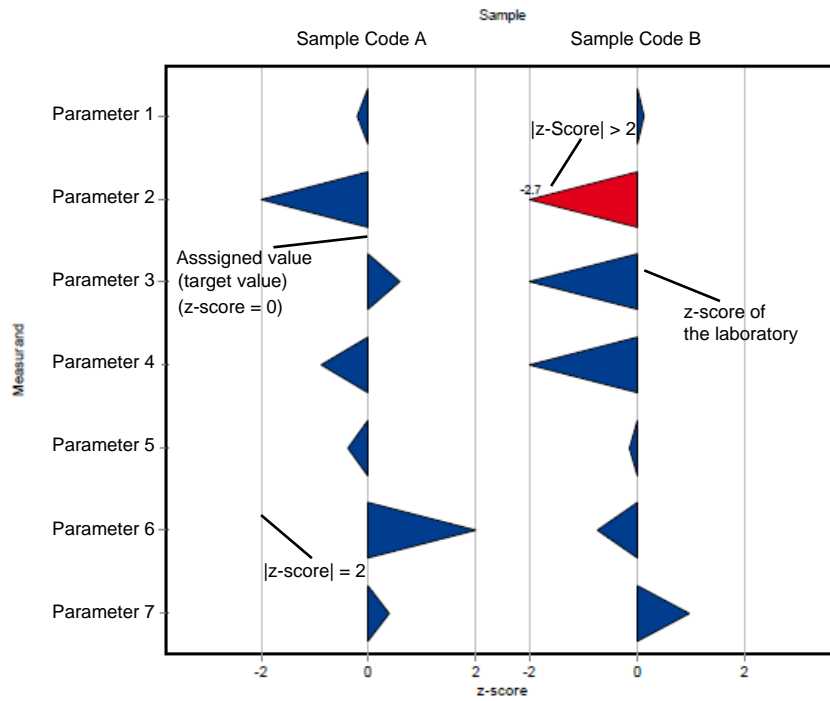
Different analysis methods are represented with different colors.

Example chart: z-score

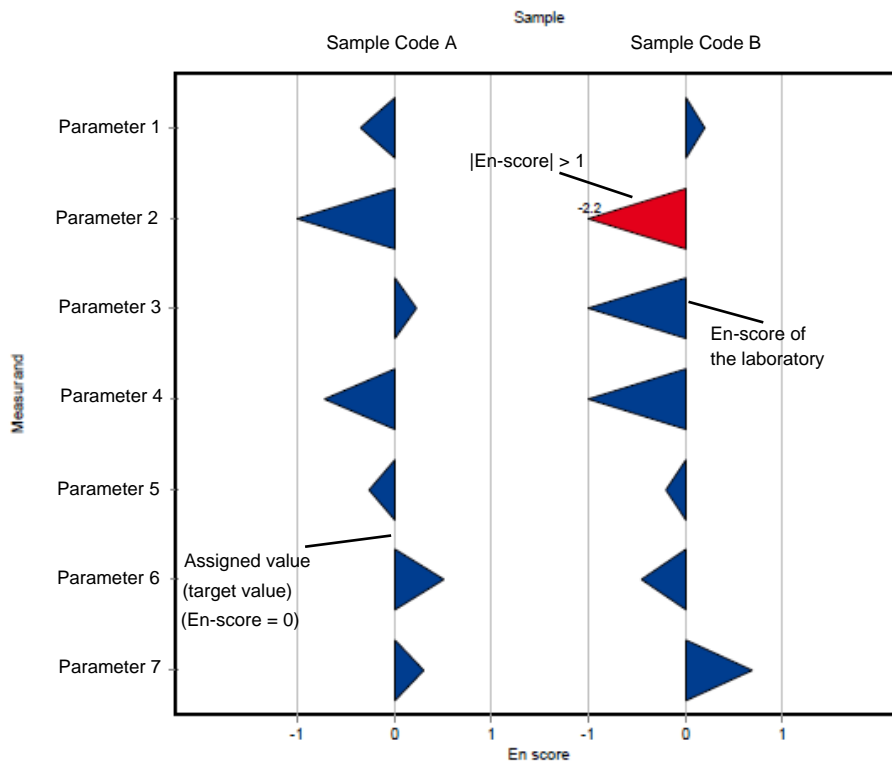


Different analysis methods are represented with different colors.

Example chart: z-score (laboratory oriented report)



Example chart: En-score (laboratory oriented report)



E6. Summary

E6.1. Table of assigned values

Parameter	Sample	Unit	Assigned value ±	U (k=2)	Criterion	Criterion [%]
Acetamiprid	H108 A	µg/l	0.39 ±	0.0233	0.0284	7.3
	H108 B	µg/l	0.751 ±	0.0826	0.109	15
Aldrin	H108 A	µg/l	0.256* ±	0.0385	-	-
	H108 B	µg/l	- ±	-	-	-
Atrazine	H108 A	µg/l	0.406 ±	0.0195	0.0446	11
	H108 B	µg/l	0.789 ±	0.0267	0.0868	11
Atrazine-desethyl	H108 A	µg/l	0.484 ±	0.0264	0.0581	12
	H108 B	µg/l	0.459 ±	0.043	0.0551	12
Atrazine-desisopropyl	H108 A	µg/l	0.644 ±	0.0532	0.0902	14
	H108 B	µg/l	0.602 ±	0.0474	0.0843	14
Bromacil	H108 A	µg/l	0.234 ±	0.0141	0.0328	14
	H108 B	µg/l	0.386 ±	0.0395	0.054	14
Clothianidin	H108 A	µg/l	0.209 ±	0.0279	0.023	11
	H108 B	µg/l	0.416 ±	0.0568	0.0458	11
Cyanazine	H108 A	µg/l	1.01 ±	0.124	0.141	14
	H108 B	µg/l	0.224 ±	0.0254	0.0313	14
Dieldrin	H108 A	µg/l	0.405 ±	0.0315	0.0932	23
	H108 B	µg/l	0.379 ±	0.0162	0.0872	23
Dinotefurane	H108 A	µg/l	- ±	-	-	-
	H108 B	µg/l	- ±	-	-	-
Endrin	H108 A	µg/l	0.184 ±	0.0299	0.0331	18
	H108 B	µg/l	0.424 ±	0.0371	0.0763	18
Heptachlor	H108 A	µg/l	0.437 ±	0.136	0.201	46
	H108 B	µg/l	0.112 ±	0.0268	0.0516	46
Imidacloprid	H108 A	µg/l	0.468 ±	0.028	0.0702	15
	H108 B	µg/l	0.24 ±	0.0413	0.036	15
Lindane (Gamma-HCH)	H108 A	µg/l	0.226 ±	0.0374	0.0452	20
	H108 B	µg/l	0.458 ±	0.0252	0.0916	20
Nitenpyram	H108 A	µg/l	- ±	-	-	-
	H108 B	µg/l	- ±	-	-	-
Prometryn	H108 A	µg/l	0.411 ±	0.0166	0.0534	13
	H108 B	µg/l	0.435 ±	0.0146	0.0565	13
Propazine	H108 A	µg/l	0.183 ±	0.0089	0.0238	13
	H108 B	µg/l	0.36 ±	0.0175	0.0468	13
Sum Chlordane	H108 A	µg/l	0.183 ±	0.0204	0.0549	30
	H108 B	µg/l	0.067 ±	0.00744	0.0201	30
Sum DDD	H108 A	µg/l	0.842 ±	0.0967	0.311	37
	H108 B	µg/l	0.656 ±	0.0515	0.243	37
Sum DDE	H108 A	µg/l	0.401* ±	0.0683	-	-
	H108 B	µg/l	0.549* ±	0.0998	-	-
Sum DDT	H108 A	µg/l	0.241* ±	0.0581	-	-
	H108 B	µg/l	0.197* ±	0.0268	-	-
Sum Endosulfan	H108 A	µg/l	0.819 ±	0.139	0.336	41
	H108 B	µg/l	0.544 ±	0.128	0.223	41
Thiacloprid	H108 A	µg/l	0.434 ±	0.0514	0.0608	14
	H108 B	µg/l	0.67 ±	0.0826	0.0938	14
Thiamethoxam	H108 A	µg/l	0.524 ±	0.122	0.0892	17

Parameter	Sample	Unit	Assigned value ±	U (k=2)	Criterion	Criterion [%]
Thiamethoxam	H108 B	µg/l	0.121 ±	0.00844	0.0206	17

*no evaluation possible, for details please see the respective report

E6.2. Summary of results, after removal of outliers

Parameter	Sample	Number of results for calculation	Number of outliers	Unit	Mean	± CI (99%)	Minimum	Maximum	sR	vR [%]
Acetamiprid	H108 A	6	1	µg/l	0.39	± 0.035	0.338	0.425	0.0286	7.3
	H108 B	7	0	µg/l	0.751	± 0.124	0.528	0.88	0.109	15
Aldrin	H108 A	9	1	µg/l	0.256	± 0.0577	0.151	0.319	0.0577	23
	H108 B	4	1	µg/l	-	± -	0.014	0.0225	-	-
Atrazine	H108 A	12	1	µg/l	0.406	± 0.0293	0.36	0.47	0.0338	8.3
	H108 B	9	3	µg/l	0.789	± 0.0401	0.735	0.881	0.0401	5.1
Atrazine-desethyl	H108 A	12	1	µg/l	0.484	± 0.0396	0.408	0.547	0.0457	9.4
	H108 B	12	1	µg/l	0.459	± 0.0646	0.316	0.539	0.0746	16
Atrazine-desisopropyl	H108 A	11	2	µg/l	0.644	± 0.0797	0.459	0.758	0.0882	14
	H108 B	11	2	µg/l	0.602	± 0.0711	0.467	0.702	0.0786	13
Bromacil	H108 A	8	0	µg/l	0.234	± 0.0212	0.203	0.26	0.02	8.5
	H108 B	8	0	µg/l	0.386	± 0.0592	0.308	0.49	0.0558	14
Clothianidin	H108 A	9	0	µg/l	0.209	± 0.0418	0.15	0.273	0.0418	20
	H108 B	9	0	µg/l	0.416	± 0.0853	0.269	0.544	0.0853	20
Cyanazine	H108 A	9	0	µg/l	1.01	± 0.185	0.824	1.35	0.185	18
	H108 B	9	0	µg/l	0.22	± 0.036	0.185	0.295	0.036	16
Dieldrin	H108 A	9	2	µg/l	0.405	± 0.0472	0.314	0.47	0.0472	12
	H108 B	8	3	µg/l	0.379	± 0.0243	0.345	0.414	0.0229	6
Dinotefurane	H108 A	2	0	µg/l	-	± -	0.462	0.56	-	-
	H108 B	2	0	µg/l	-	± -	0.238	0.275	-	-
Endrin	H108 A	8	1	µg/l	0.184	± 0.0448	0.102	0.245	0.0422	23
	H108 B	7	2	µg/l	0.424	± 0.0556	0.36	0.514	0.049	12
Heptachlor	H108 A	10	0	µg/l	0.437	± 0.204	0.06	0.837	0.215	49
	H108 B	10	1	µg/l	0.112	± 0.0402	0.027	0.167	0.0423	38
Imidacloprid	H108 A	8	2	µg/l	0.468	± 0.042	0.42	0.532	0.0396	8.5
	H108 B	10	0	µg/l	0.24	± 0.0619	0.097	0.345	0.0652	27
Lindane (Gamma-HCH)	H108 A	12	0	µg/l	0.226	± 0.0562	0.1	0.29	0.0648	29

Parameter	Sample	Number of results for calculation	Number of outliers	Unit	Mean	± CI (99%)	Minimum	Maximum	sR	vR [%]
Lindane (Gamma-HCH)	H108 B	9	2	µg/l	0.458	± 0.0377	0.407	0.523	0.0377	8.2
Nitenpyram	H108 A	3	0	µg/l	-	± -	0.527	0.795	-	-
	H108 B	3	0	µg/l	-	± -	0.298	0.405	-	-
Prometryn	H108 A	9	0	µg/l	0.411	± 0.0249	0.368	0.441	0.0249	6.1
	H108 B	9	0	µg/l	0.424	± 0.0376	0.338	0.46	0.0376	8.9
Propazine	H108 A	10	0	µg/l	0.183	± 0.0133	0.151	0.2	0.0141	7.7
	H108 B	10	0	µg/l	0.36	± 0.0263	0.296	0.389	0.0277	7.7
Sum Chlordane	H108 A	7	0	µg/l	0.183	± 0.0306	0.148	0.223	0.027	15
	H108 B	7	0	µg/l	0.067	± 0.0112	0.053	0.0787	0.00984	15
Sum DDD	H108 A	6	0	µg/l	0.842	± 0.145	0.705	1.02	0.118	14
	H108 B	6	0	µg/l	0.656	± 0.0773	0.58	0.732	0.0631	9.6
Sum DDE	H108 A	7	0	µg/l	0.401	± 0.103	0.295	0.558	0.0904	23
	H108 B	7	0	µg/l	0.549	± 0.15	0.358	0.792	0.132	24
Sum DDT	H108 A	6	1	µg/l	0.241	± 0.0871	0.155	0.348	0.0711	30
	H108 B	7	1	µg/l	0.197	± 0.0403	0.131	0.248	0.0355	18
Sum Endosulfan	H108 A	10	1	µg/l	0.819	± 0.209	0.418	1.06	0.22	27
	H108 B	11	0	µg/l	0.544	± 0.192	0.15	0.765	0.212	39
Thiacloprid	H108 A	9	0	µg/l	0.434	± 0.077	0.322	0.56	0.077	18
	H108 B	9	0	µg/l	0.67	± 0.124	0.483	0.85	0.124	18
Thiamethoxam	H108 A	9	0	µg/l	0.524	± 0.184	0.117	0.731	0.184	35
	H108 B	8	1	µg/l	0.121	± 0.0127	0.11	0.14	0.0119	9.9

E7. Parameterorientierte Auswertung / Parameter oriented report

Acetamiprid.....	37
Aldrin.....	45
Atrazine	51
Atrazine-desethyl.....	59
Atrazine-desisopropyl.....	67
Bromacil.....	75
Clothianidin.....	83
Cyanazine.....	91
Dieldrin.....	99
Dinotefurane	107
Endrin	111
Heptachlor	119
Imidacloprid	127
Lindane (Gamma-HCH)	135
Nitenpyram	143
Prometryn	147
Propazine	155
Sum Chlordane	163
Sum DDD	171
Sum DDE.....	179
Sum DDT.....	187
Sum Endosulfan	195
Thiacloprid	203
Thiamethoxam.....	211

Parameter oriented report

H108 A

Acetamiprid

Unit	µg/l
Assigned value ± U (k=2)	0.39 ± 0.0233
Criterion	0.0284 (7.3 %)
Minimum - Maximum	0.338 - 0.425
Control test value ± U (k=2)	0.399 ± 0.0599

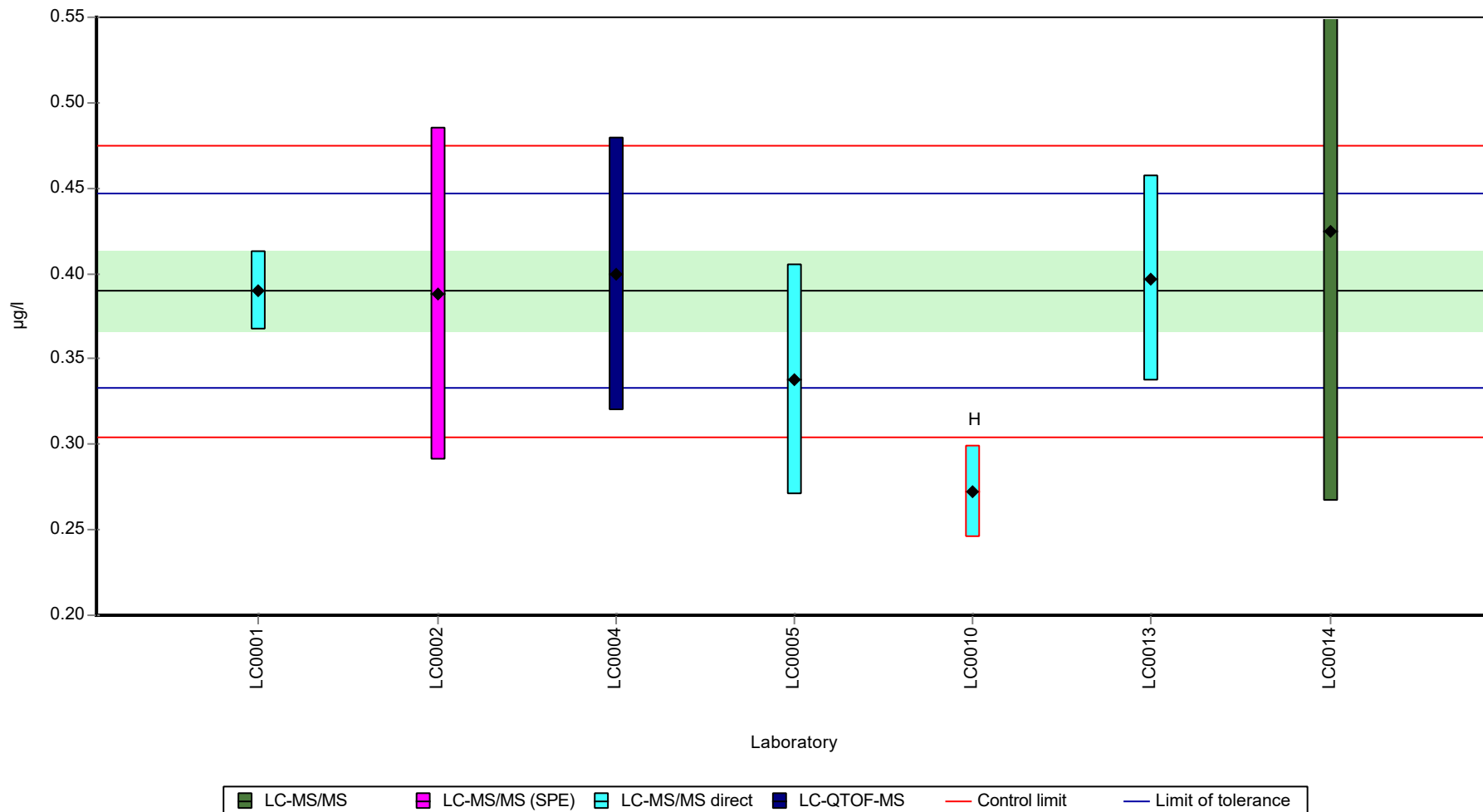
Labcode	Result	± U	Recovery [%]	z-score	Comments
LC0001	0.39	0.0234	100	0.01	
LC0002	0.3882	0.0971	99.6	-0.05	
LC0003	-	-	-	-	
LC0004	0.4	0.08	103	0.36	
LC0005	0.338	0.0676	86.7	-1.82	
LC0006	-	-	-	-	
LC0007	-	-	-	-	
LC0008	-	-	-	-	
LC0009	-	-	-	-	
LC0010	0.272	0.027	69.8	-4.14	H
LC0011	-	-	-	-	
LC0012	-	-	-	-	
LC0013	0.397	0.06	102	0.26	
LC0014	0.425	0.158	109	1.24	
LC0015	-	-	-	-	
LC0016	-	-	-	-	
LC0017	-	-	-	-	

Characteristics of parameter

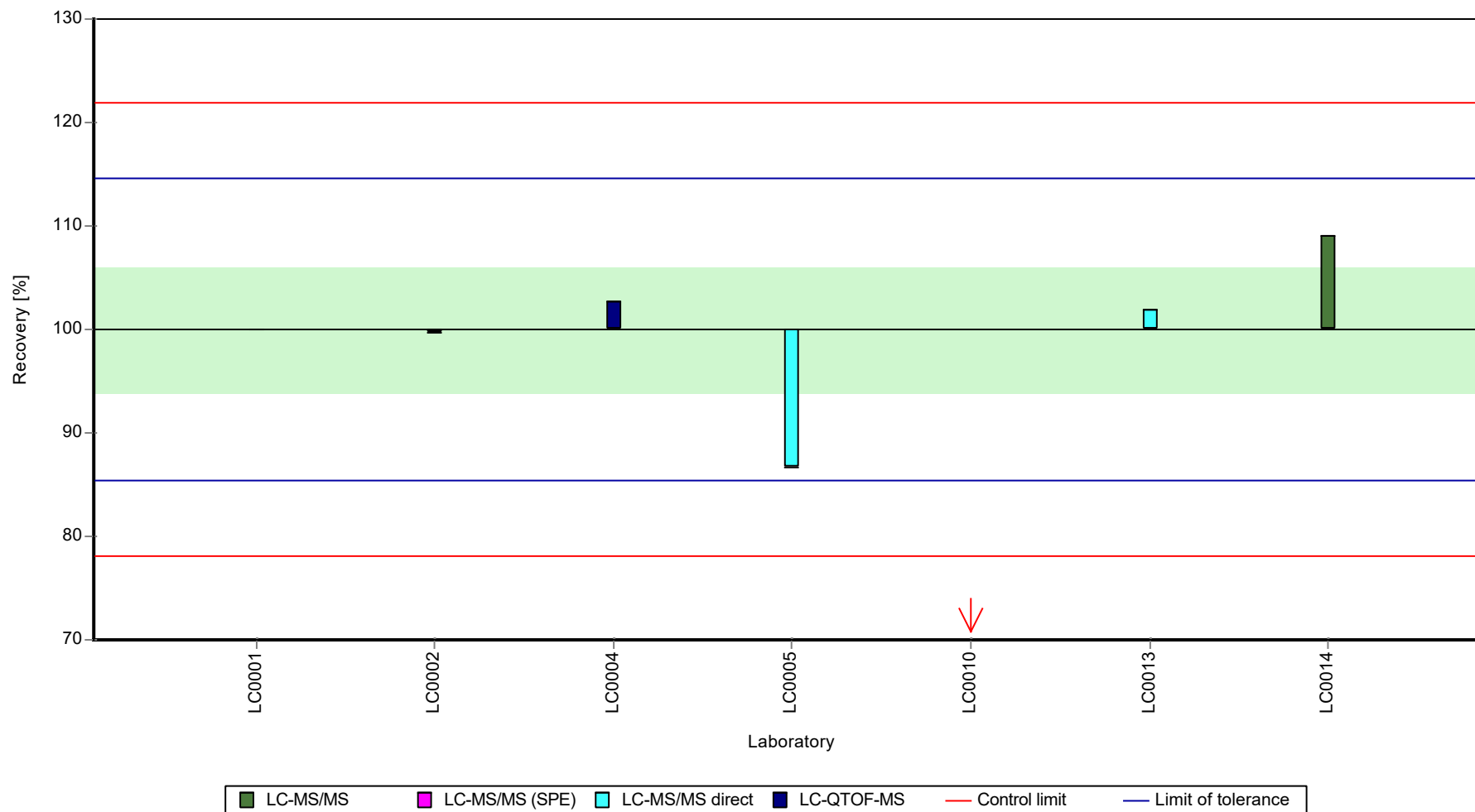
	all results	without outliers	Unit
Mean ± CI (99%)	0.373 ± 0.0585	0.39 ± 0.035	µg/l
Minimum	0.272	0.338	µg/l
Maximum	0.425	0.425	µg/l
Standard deviation	0.0516	0.0286	µg/l
rel. standard deviation	13.8	7.33	%
n	7	6	-

Graphical presentation of results

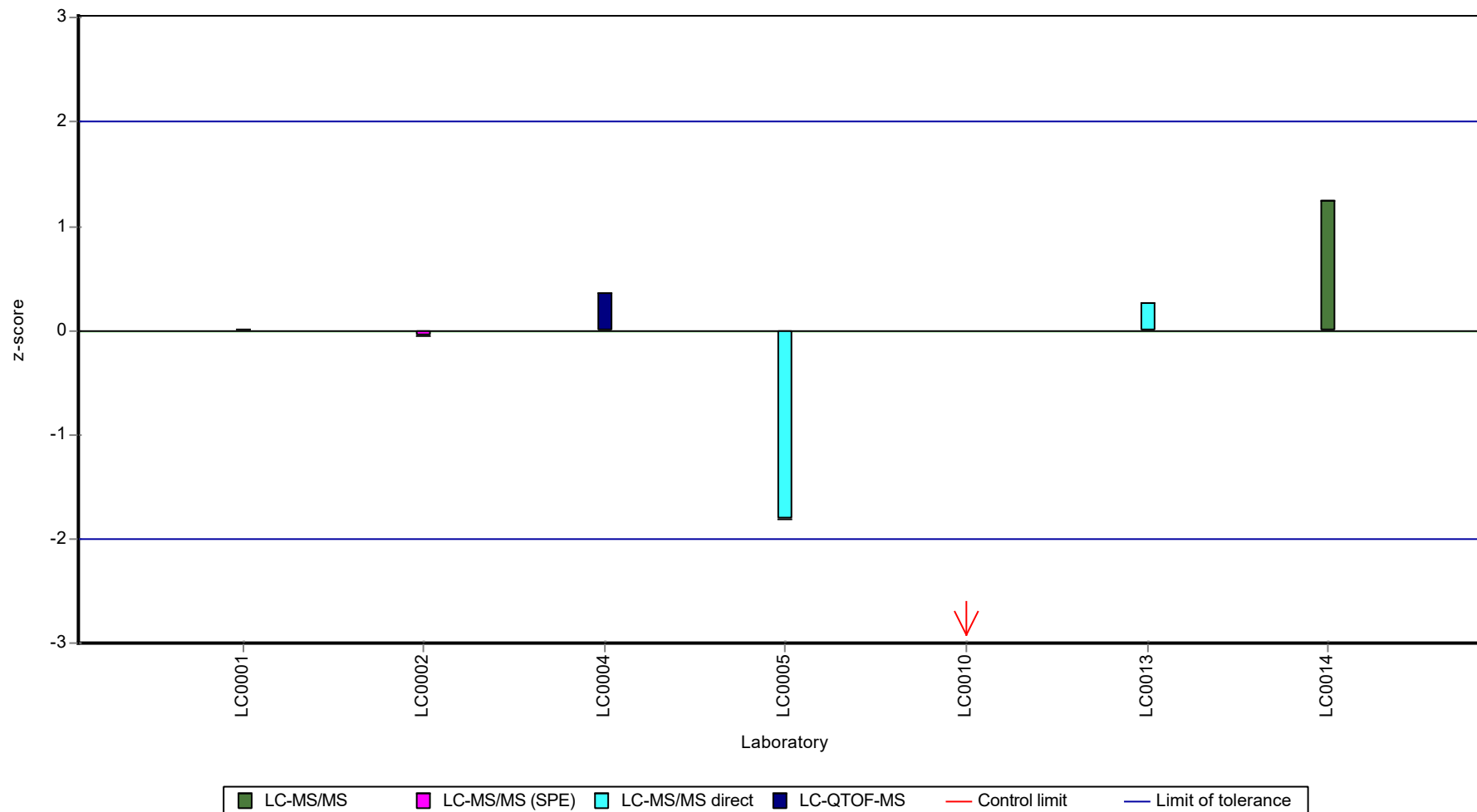
Results



Recovery rate



Z-score



Parameter oriented report

H108 B

Acetamiprid

Unit	µg/l
Assigned value ± U (k=2)	0.751 ± 0.0826
Criterion	0.109 (15 %)
Minimum - Maximum	0.528 - 0.88
Control test value ± U (k=2)	0.683 ± 0.102

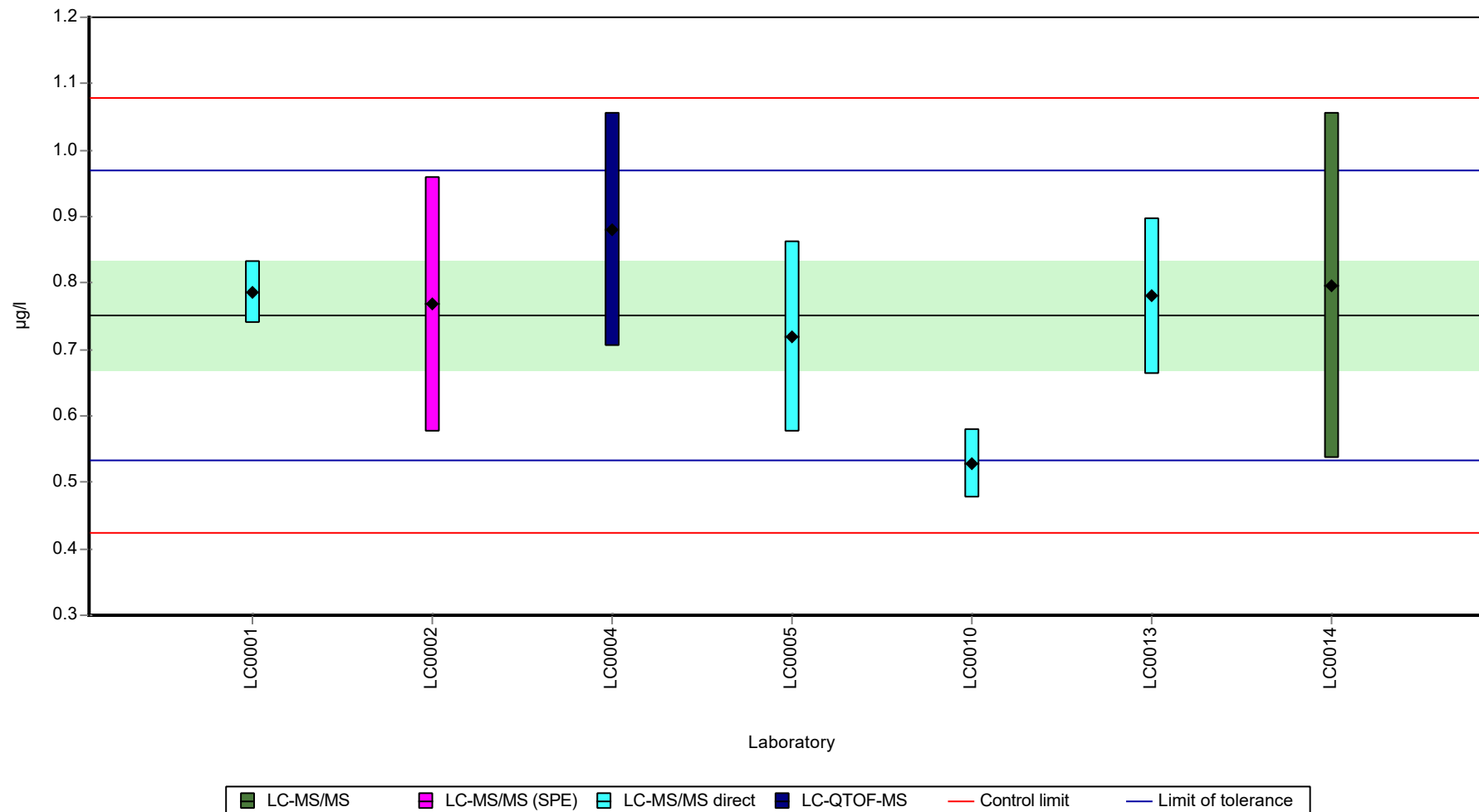
Labcode	Result	± U	Recovery [%]	z-score	Comments
LC0001	0.785	0.0471	105	0.31	
LC0002	0.768	0.192	102	0.16	
LC0003	-	-	-	-	
LC0004	0.88	0.176	117	1.18	(H)* manual reset
LC0005	0.72	0.144	95.9	-0.28	
LC0006	-	-	-	-	
LC0007	-	-	-	-	
LC0008	-	-	-	-	
LC0009	-	-	-	-	
LC0010	0.528	0.053	70.3	-2.04	(H)* manual reset
LC0011	-	-	-	-	
LC0012	-	-	-	-	
LC0013	0.78	0.117	104	0.27	
LC0014	0.796	0.261	106	0.41	
LC0015	-	-	-	-	
LC0016	-	-	-	-	
LC0017	-	-	-	-	

Characteristics of parameter

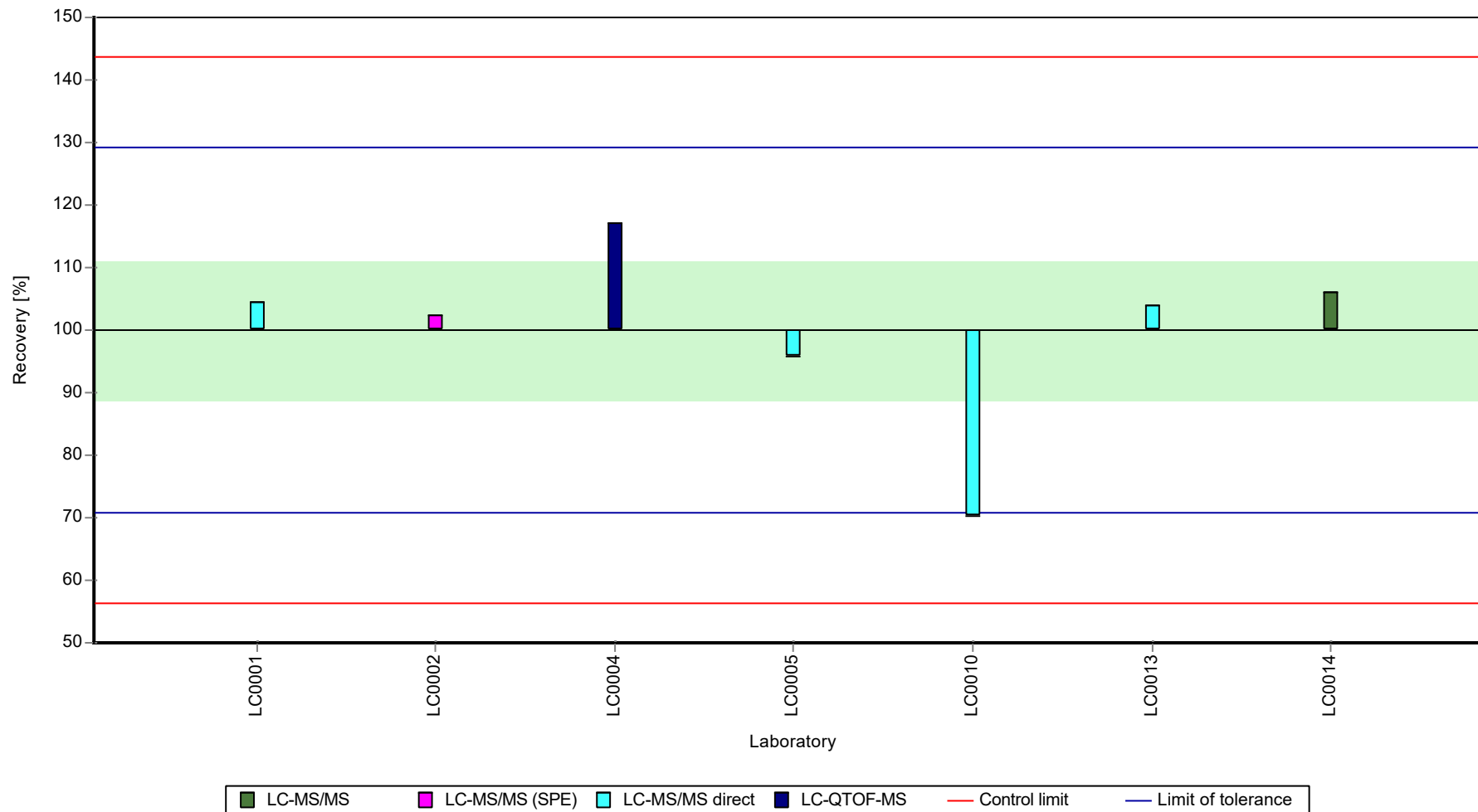
	all results	without outliers	Unit
Mean ± CI (99%)	0.751 ± 0.124	0.751 ± 0.124	µg/l
Minimum	0.528	0.528	µg/l
Maximum	0.88	0.88	µg/l
Standard deviation	0.109	0.109	µg/l
rel. standard deviation	14.6	14.6	%
n	7	7	-

Graphical presentation of results

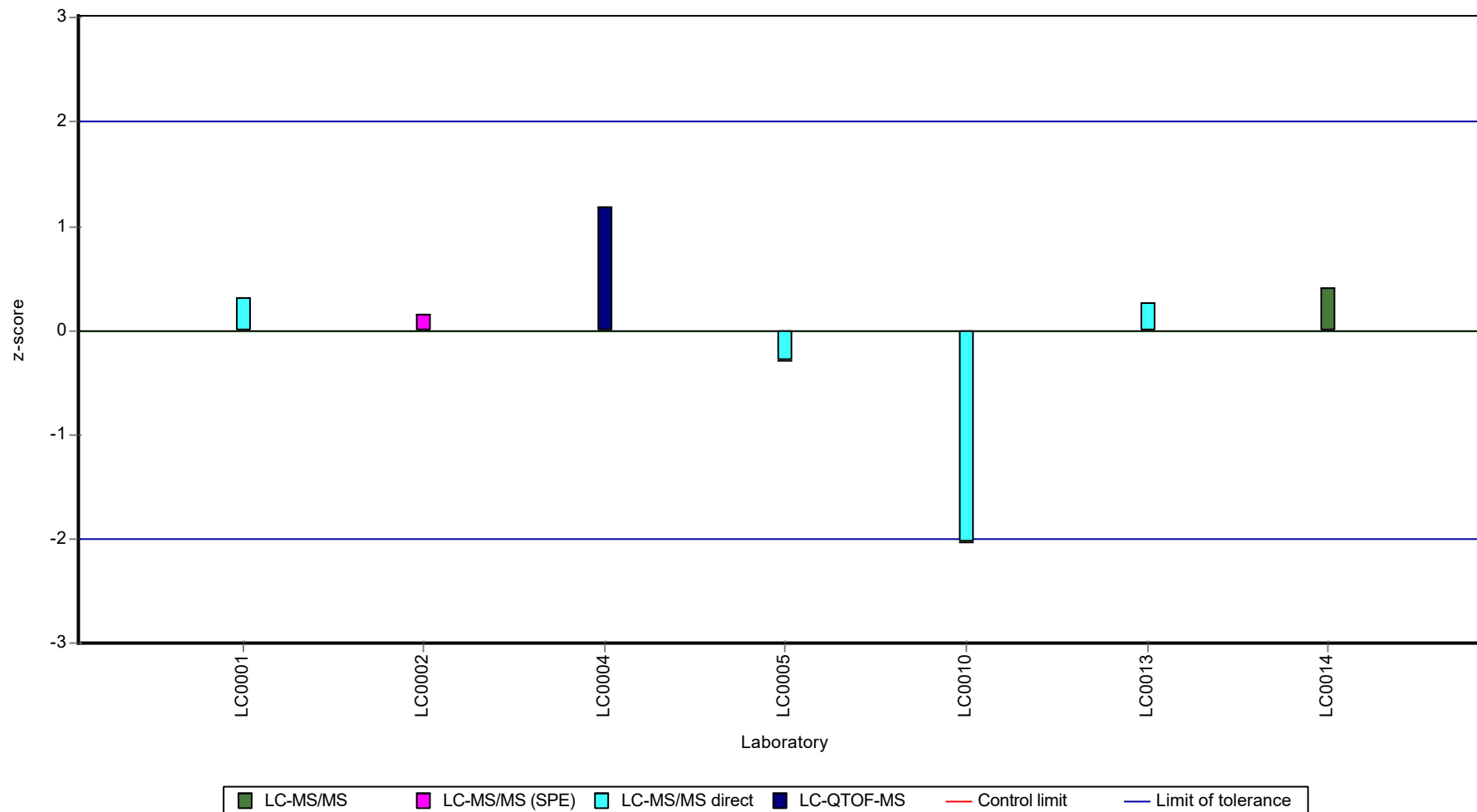
Results



Recovery rate



Z-score



Parameter oriented report

H108 A

Aldrin

Unit	µg/l
Assigned value ± U (k=2)	0.256 ± 0.0385
Criterion	-
Minimum - Maximum	0.151 - 0.319
Control test value ± U (k=2)	0.26 ± 0.125

Information zur Auswertung:
Aufgrund der Ergebnisse der Homogenitätsprüfung können bei diesem Parameter nur Informationswerte angegeben werden.

Information for evaluation:
Due to the results of the homogeneity test of the samples only informational values are presented in the report for this parameter.

Labcode	Result	± U	Recovery [%]	z-score	Comments
LC0001	0.21	0.0357	82.2	-0.41	
LC0002	< 0.17 (LOQ)	-	-	-	
LC0003	-	-	-	-	
LC0004	0.151	0.03	59.1	-0.93	
LC0005	0.2955	0.0591	116	0.36	
LC0006	0.319	0.0165	125	0.56	
LC0007	0.242	0.067	94.7	-0.12	
LC0008	-	-	-	-	
LC0009	0.266	0.05	104	0.09	
LC0010	0.291	0.029	114	0.32	
LC0011	0.206	0.026	80.6	-0.44	
LC0012	0.013	0.006	5.1	-2.16	H
LC0013	0.319	0.048	125	0.56	
LC0014	-	-	-	-	
LC0015	-	-	-	-	
LC0016	-	-	-	-	
LC0017	-	-	-	-	

Characteristics of parameter

	all results	without outliers	Unit
Mean ± CI (99%)	0.231 ± 0.0892	0.256 ± 0.0577	µg/l
Minimum	0.013	0.151	µg/l
Maximum	0.319	0.319	µg/l
Standard deviation	0.094	0.0577	µg/l
rel. standard deviation	40.7	22.6	%
n	10	9	-

Information zur Auswertung: Aufgrund der Ergebnisse der Homogenitätsprüfung können bei diesem Parameter nur Informationswerte angegeben werden.

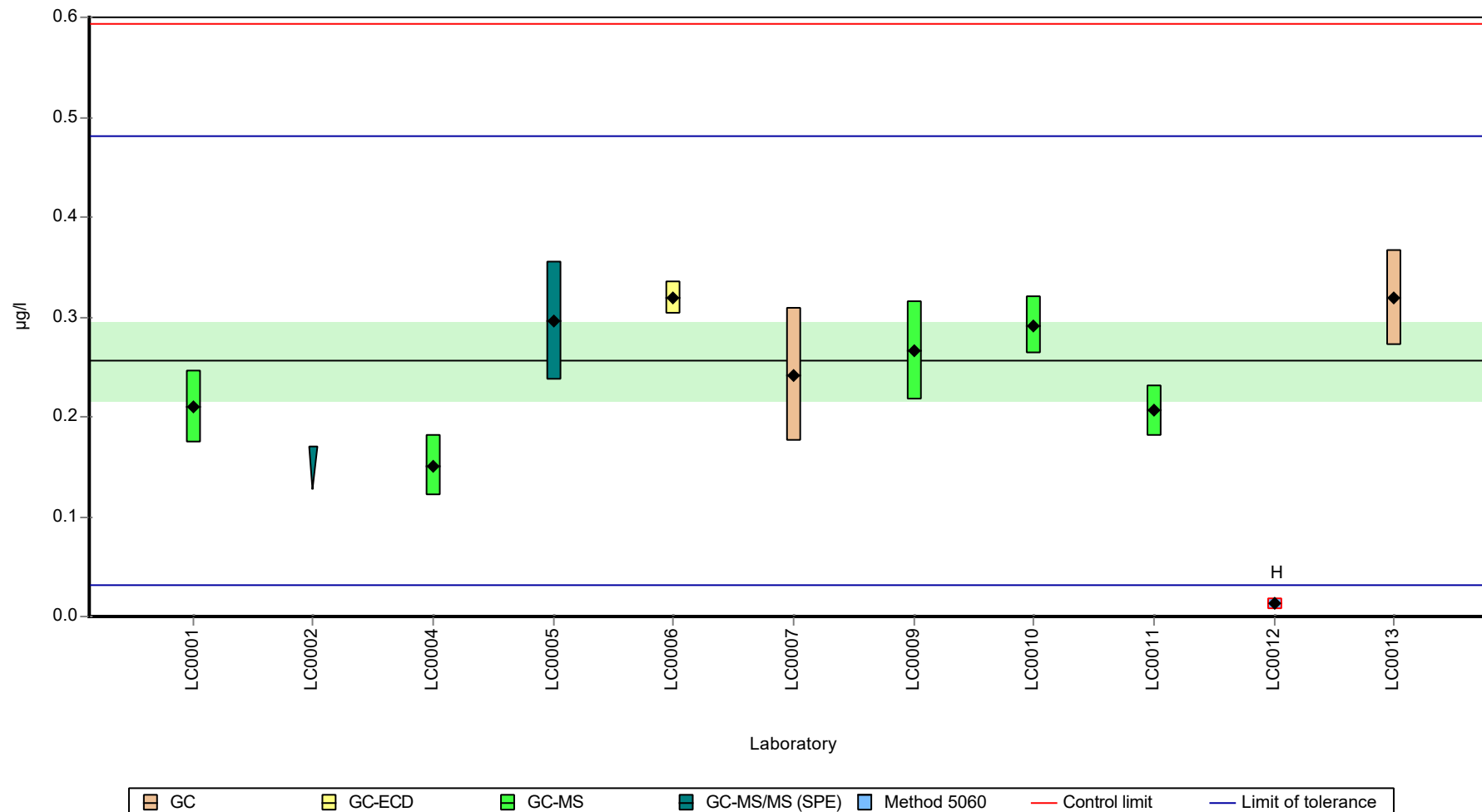
Information for evaluation: Due to the results of the homogeneity test of the samples only informational values are presented in the report for this parameter.

Parameter oriented report Pesticides H108

Sample: H108A, Parameter: Aldrin

Graphical presentation of results

Results



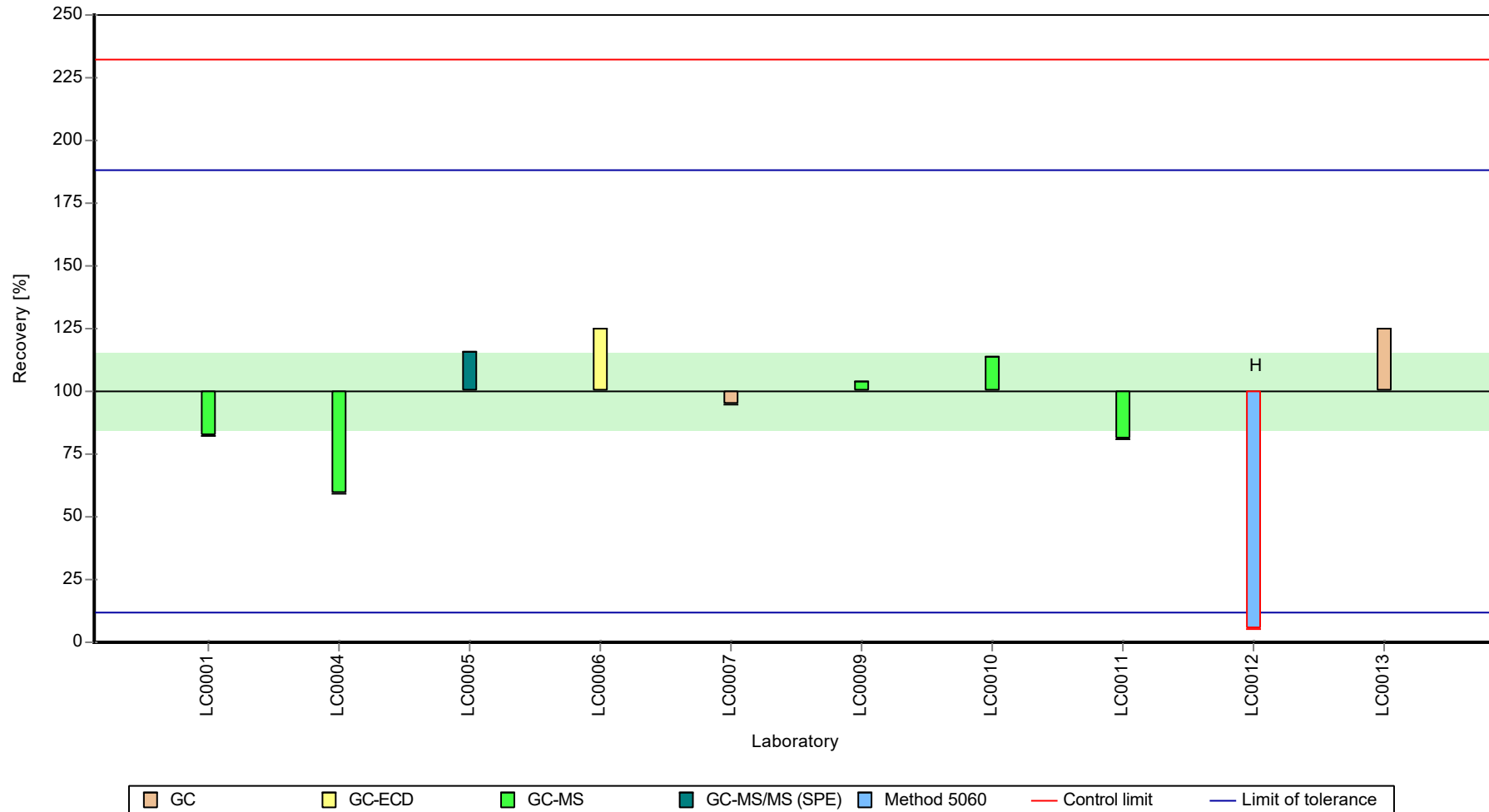
Information zur Auswertung: Aufgrund der Ergebnisse der Homogenitätsprüfung können bei diesem Parameter nur Informationswerte angegeben werden.

Information for evaluation: Due to the results of the homogeneity test of the samples only informational values are presented in the report for this parameter.

Parameter oriented report Pesticides H108

Sample: H108A, Parameter: Aldrin

Recovery rate



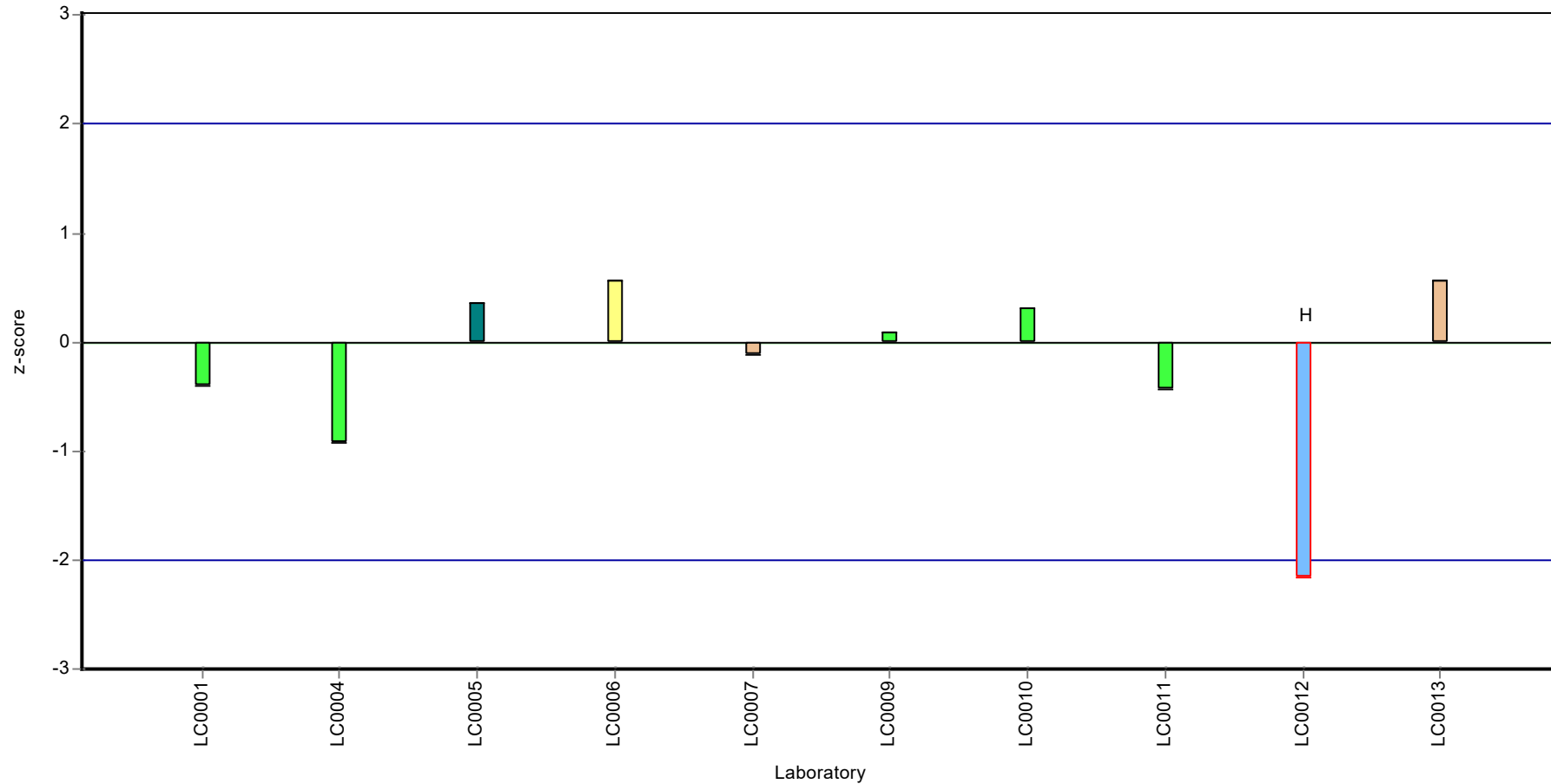
Information zur Auswertung: Aufgrund der Ergebnisse der Homogenitätsprüfung können bei diesem Parameter nur Informationswerte angegeben werden.

Information for evaluation: Due to the results of the homogeneity test of the samples only informational values are presented in the report for this parameter.

Parameter oriented report Pesticides H108

Sample: H108A, Parameter: Aldrin

Z-score



GC GC-ECD GC-MS GC-MS/MS (SPE) Method 5060 Control limit Limit of tolerance

Parameter oriented report

H108 B

Aldrin

Unit	µg/l
Assigned value ± U (k=2)	-
Criterion	-
Minimum - Maximum	0.014 - 0.0225
Control test value ± U (k=2)	0.0134 ± 0.00643

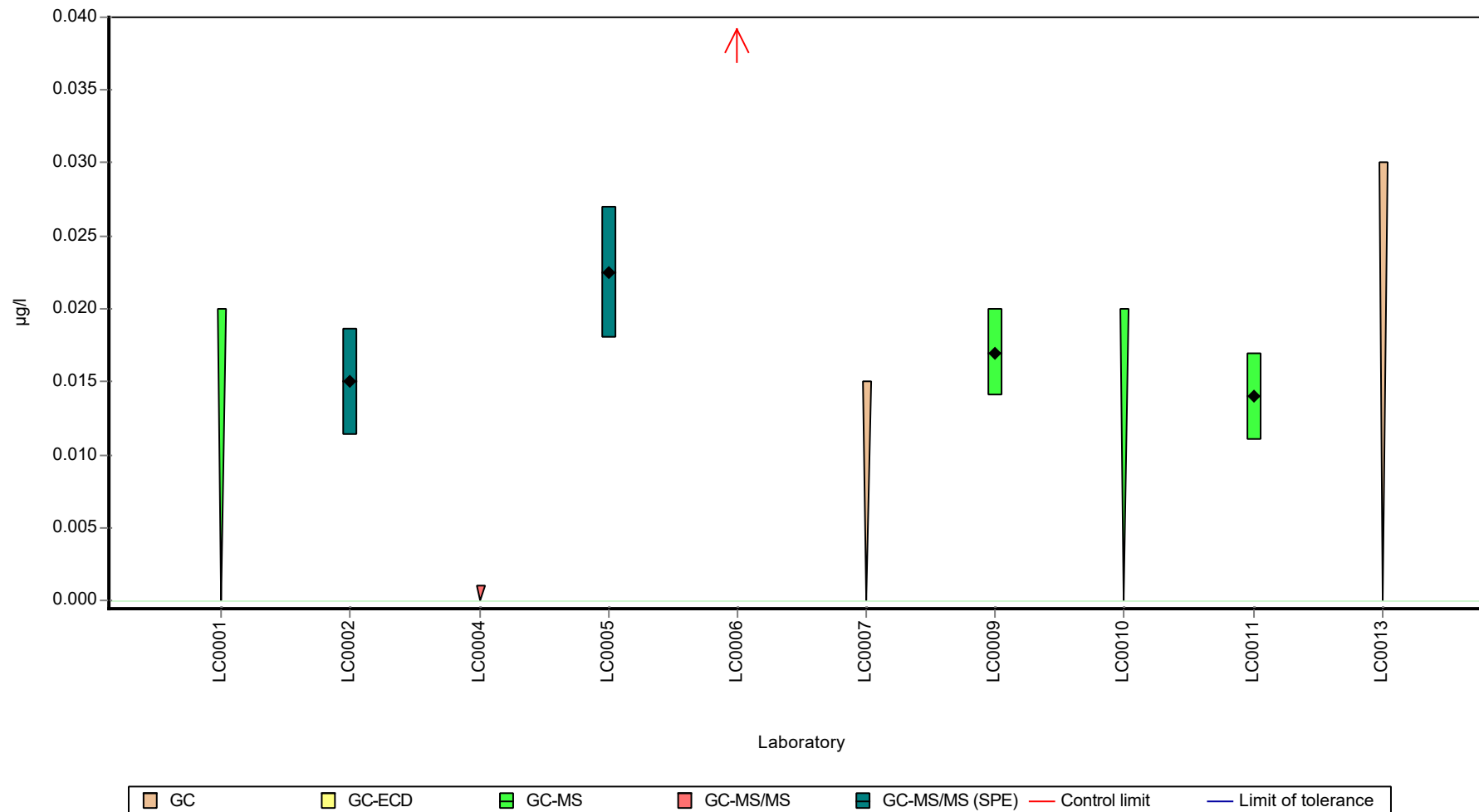
Labcode	Result	± U	Recovery [%]	z-score	Comments
LC0001	< 0.02 (LOQ)	-	-	-	
LC0002	0.015	0.0037	-	-	
LC0003	-	-	-	-	
LC0004	< 0.001 (LOQ)	-	-	-	
LC0005	0.0225	0.0045	-	-	
LC0006	0.097	0.005	-	-	FP
LC0007	< 0.015 (LOQ)	-	-	-	
LC0008	-	-	-	-	
LC0009	0.017	0.003	-	-	
LC0010	< 0.02 (LOQ)	-	-	-	
LC0011	0.014	0.003	-	-	
LC0012	-	-	-	-	
LC0013	< 0.03 (LOQ)	-	-	-	
LC0014	-	-	-	-	
LC0015	-	-	-	-	
LC0016	-	-	-	-	
LC0017	-	-	-	-	

Characteristics of parameter

	all results	without outliers	Unit
Mean ± CI (99%)	0.0331 ± 0.0481	-	µg/l
Minimum	0.014	0.014	µg/l
Maximum	0.097	0.0225	µg/l
Standard deviation	0.0359	-	µg/l
rel. standard deviation	108	-	%
n	5	4	-

Graphical presentation of results

Results



Parameter oriented report

H108 A

Atrazine

Unit	µg/l
Assigned value ± U (k=2)	0.406 ± 0.0195
Criterion	0.0446 (11 %)
Minimum - Maximum	0.361 - 0.47
Control test value ± U (k=2)	0.416 ± 0.0623

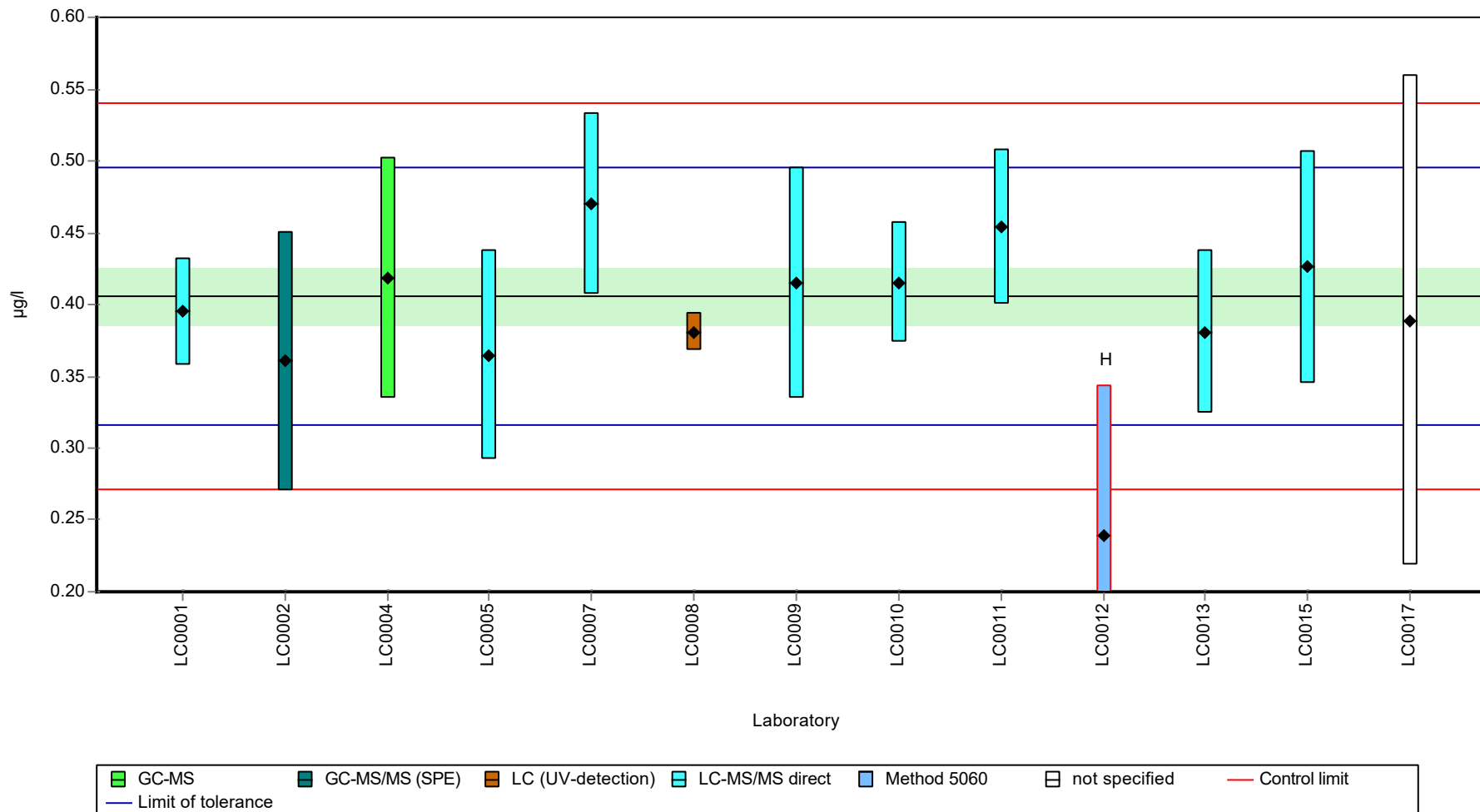
Labcode	Result	± U	Recovery [%]	z-score	Comments
LC0001	0.395	0.0375	97.4	-0.24	
LC0002	0.3605	0.09	88.8	-1.01	
LC0003	-	-	-	-	
LC0004	0.418	0.084	103	0.27	
LC0005	0.3645	0.0729	89.8	-0.92	
LC0006	-	-	-	-	
LC0007	0.47	0.063	116	1.44	
LC0008	0.381	0.013	93.9	-0.55	
LC0009	0.415	0.08	102	0.21	
LC0010	0.415	0.042	102	0.21	
LC0011	0.454	0.054	112	1.08	
LC0012	0.239	0.105	58.9	-3.74	H
LC0013	0.381	0.057	93.9	-0.55	
LC0014	-	-	-	-	
LC0015	0.426	0.081	105	0.45	
LC0016	-	-	-	-	
LC0017	0.389	0.171	95.9	-0.38	

Characteristics of parameter

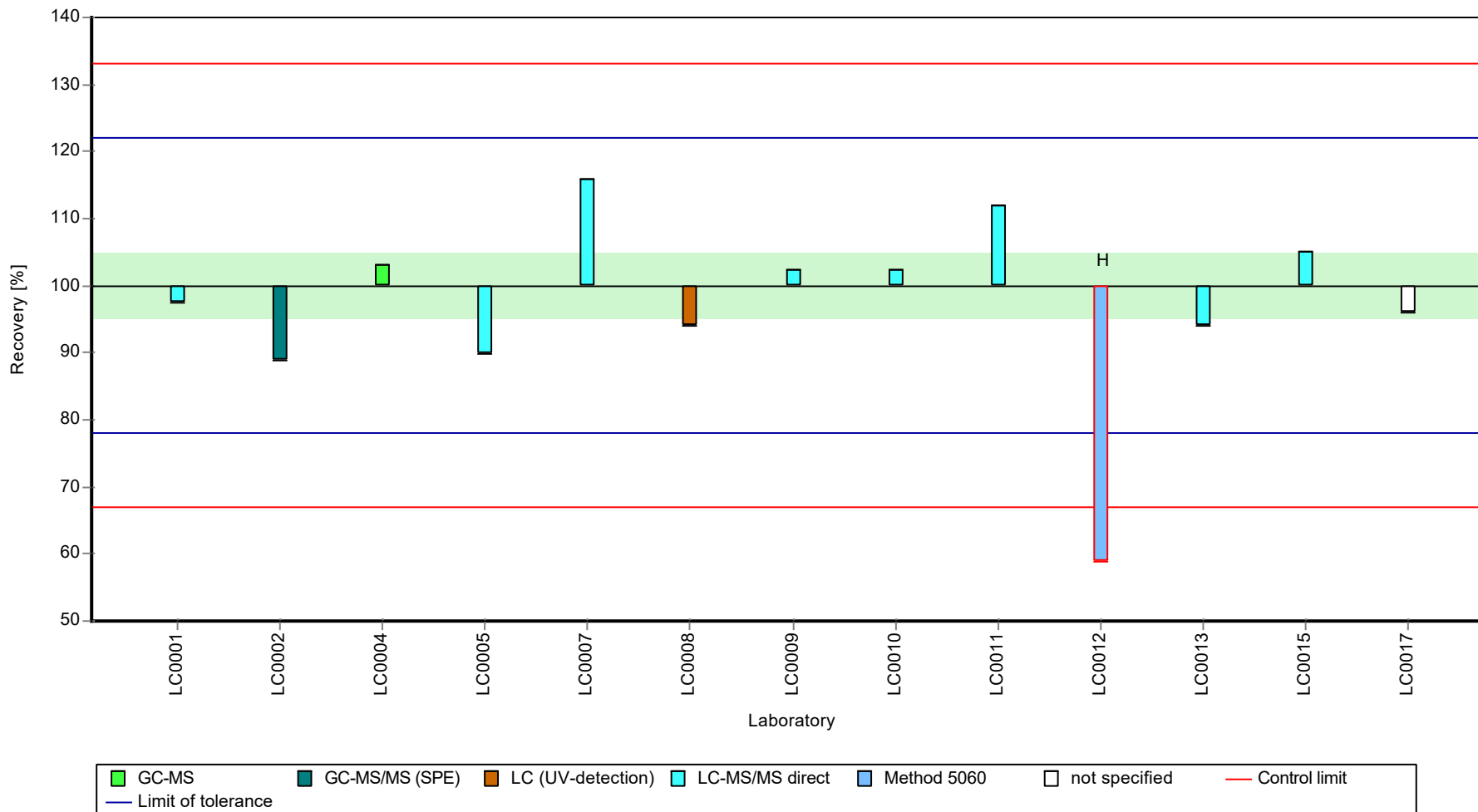
	all results	without outliers	Unit
Mean ± CI (99%)	0.393 ± 0.047	0.406 ± 0.0293	µg/l
Minimum	0.239	0.361	µg/l
Maximum	0.47	0.47	µg/l
Standard deviation	0.0564	0.0338	µg/l
rel. standard deviation	14.4	8.33	%
n	13	12	-

Graphical presentation of results

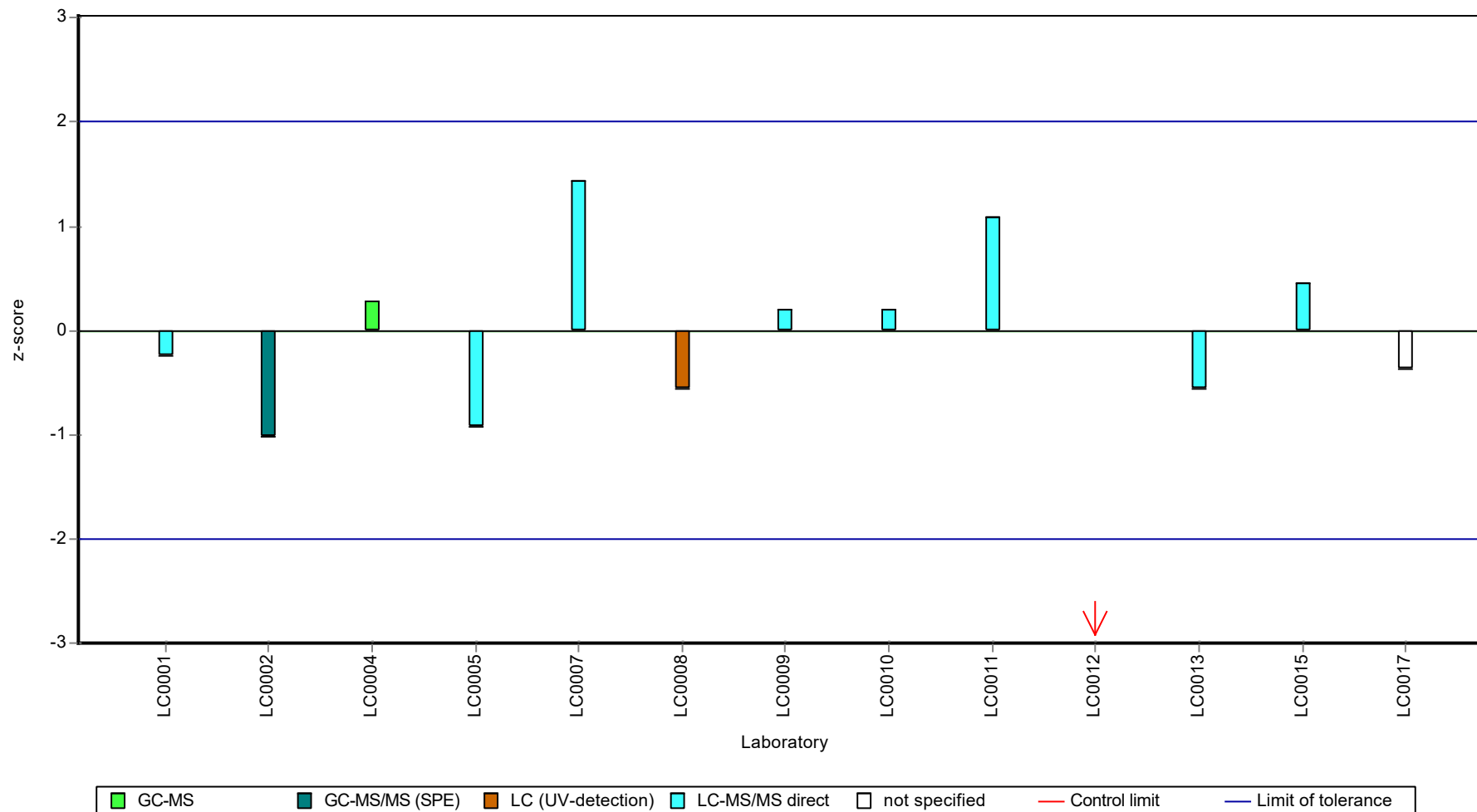
Results



Recovery rate



Z-score



Parameter oriented report

H108 B

Atrazine

Unit	µg/l
Assigned value ± U (k=2)	0.789 ± 0.0267
Criterion	0.0868 (11 %)
Minimum - Maximum	0.735 - 0.881
Control test value ± U (k=2)	0.643 ± 0.0964

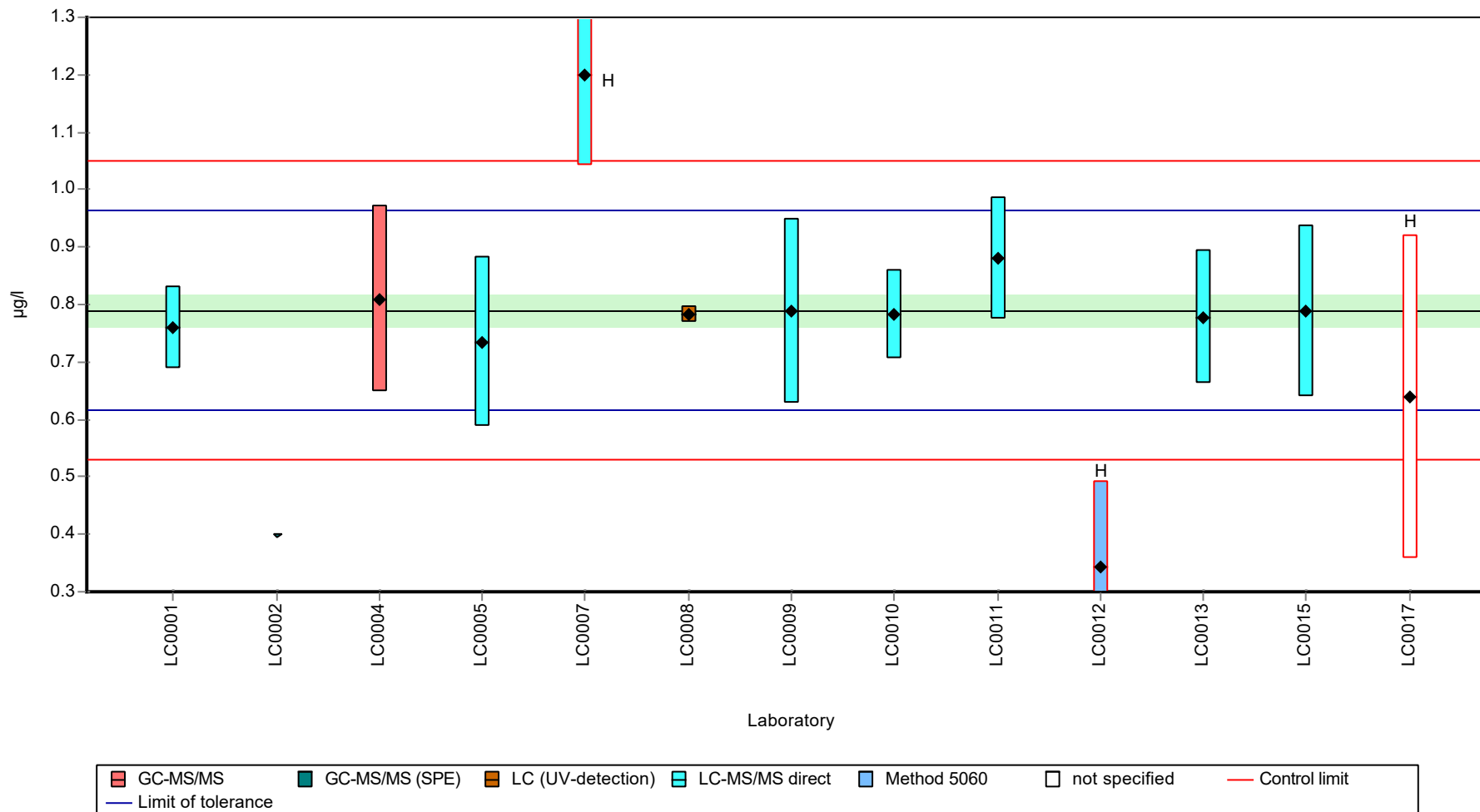
Labcode	Result	± U	Recovery [%]	z-score	Comments
LC0001	0.76	0.0722	96.3	-0.34	
LC0002	< 0.4 (LOQ)	-	-	-	FN
LC0003	-	-	-	-	
LC0004	0.809	0.162	103	0.23	
LC0005	0.735	0.147	93.1	-0.63	
LC0006	-	-	-	-	
LC0007	1.2	0.16	152	4.73	H
LC0008	0.782	0.014	99.1	-0.08	
LC0009	0.788	0.16	99.8	-0.01	
LC0010	0.782	0.078	99.1	-0.08	
LC0011	0.881	0.106	112	1.06	
LC0012	0.342	0.15	43.3	-5.15	H
LC0013	0.778	0.117	98.6	-0.13	
LC0014	-	-	-	-	
LC0015	0.788	0.15	99.8	-0.01	
LC0016	-	-	-	-	
LC0017	0.639	0.281	81	-1.73	H

Characteristics of parameter

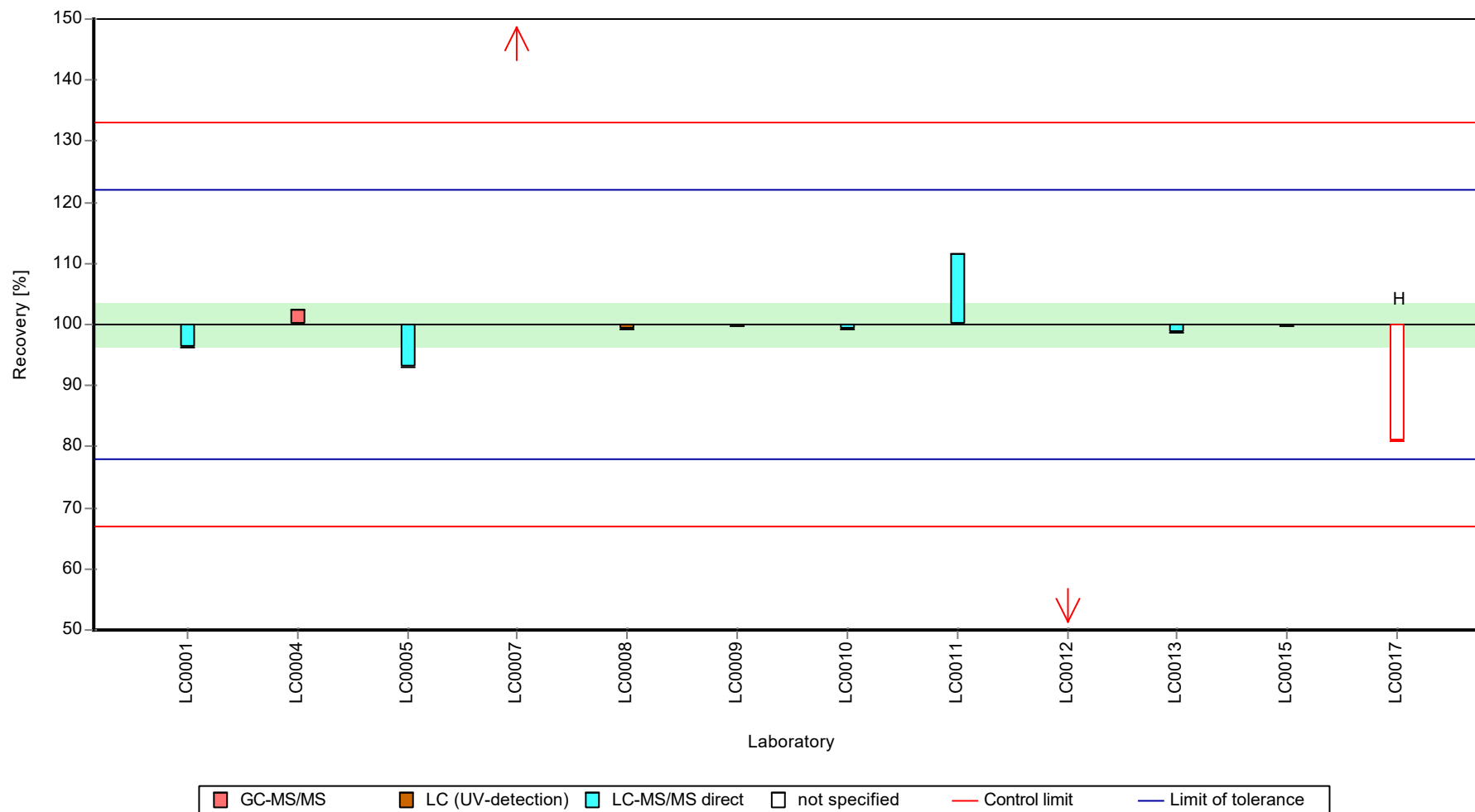
	all results	without outliers	Unit
Mean ± CI (99%)	0.774 ± 0.165	0.789 ± 0.0401	µg/l
Minimum	0.342	0.735	µg/l
Maximum	1.2	0.881	µg/l
Standard deviation	0.191	0.0401	µg/l
rel. standard deviation	24.7	5.08	%
n	12	9	-

Graphical presentation of results

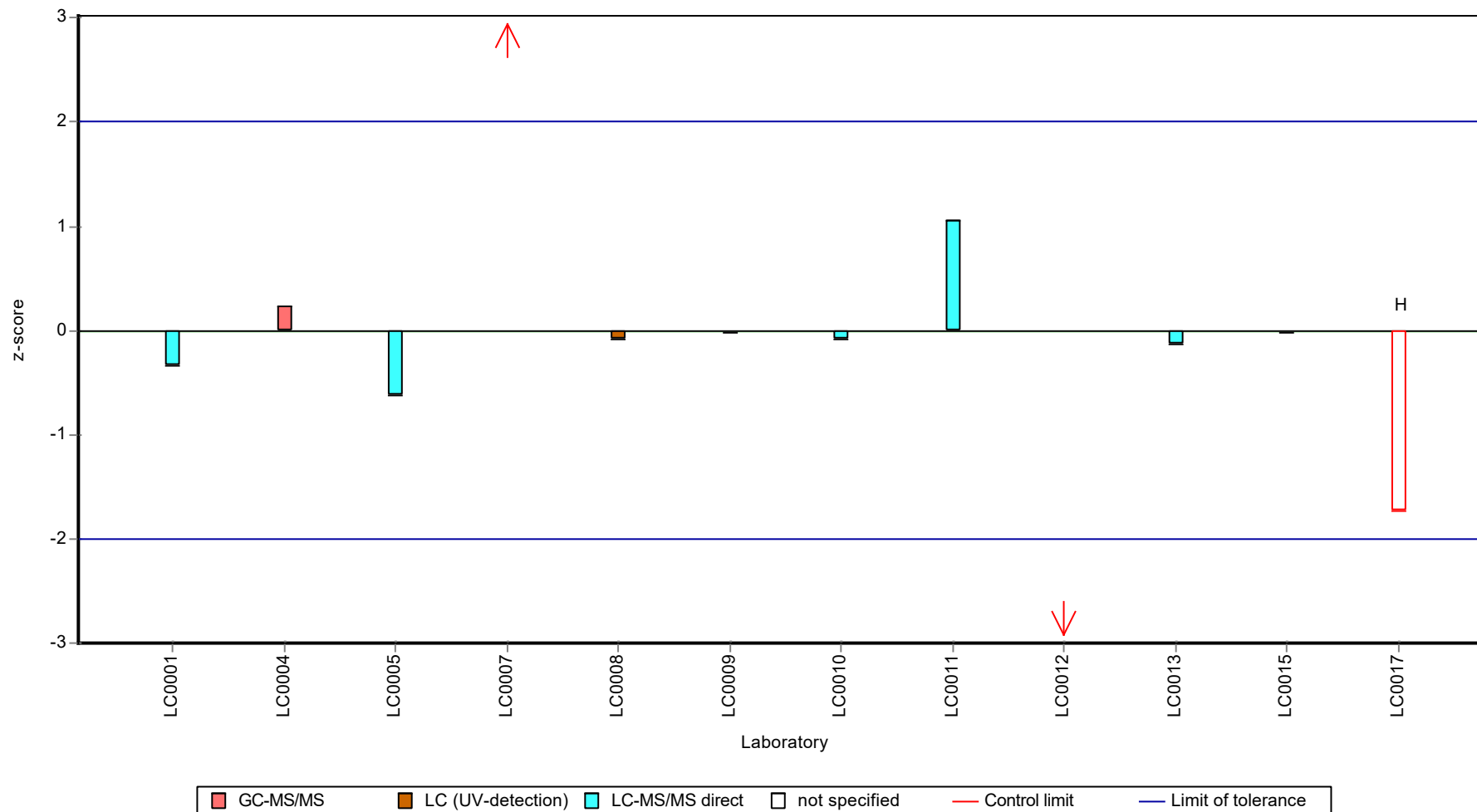
Results



Recovery rate



Z-score



Parameter oriented report

H108 A

Atrazine-desethyl

Unit	µg/l
Assigned value ± U (k=2)	0.484 ± 0.0264
Criterion	0.0581 (12 %)
Minimum - Maximum	0.409 - 0.547
Control test value ± U (k=2)	0.536 ± 0.0804

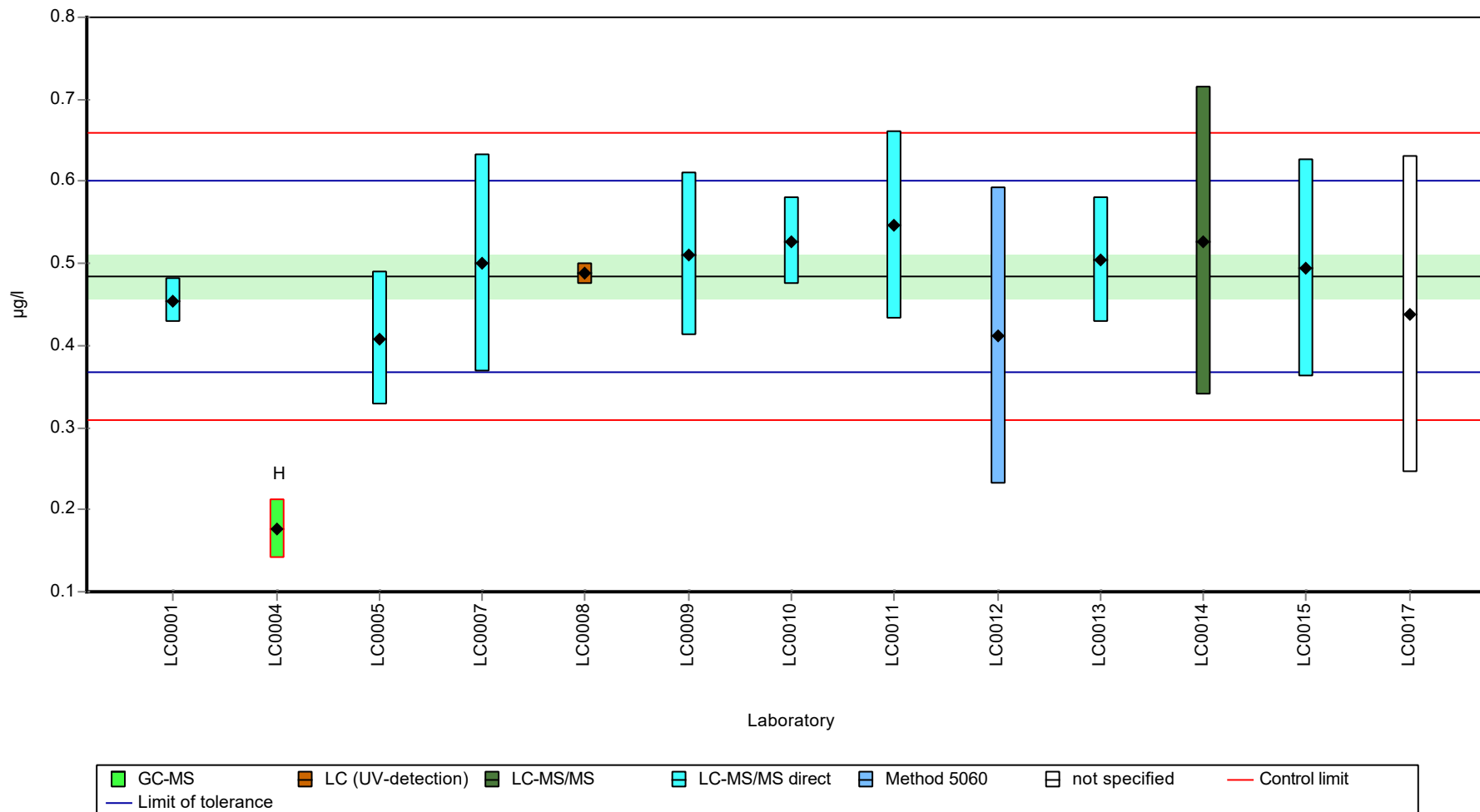
Labcode	Result	± U	Recovery [%]	z-score	Comments
LC0001	0.455	0.0273	94	-0.5	
LC0002	-	-	-	-	
LC0003	-	-	-	-	
LC0004	0.177	0.036	36.5	-5.29	H
LC0005	0.4085	0.0817	84.3	-1.3	
LC0006	-	-	-	-	
LC0007	0.5	0.133	103	0.27	
LC0008	0.488	0.013	101	0.06	
LC0009	0.511	0.1	106	0.46	
LC0010	0.527	0.053	109	0.73	
LC0011	0.547	0.115	113	1.08	
LC0012	0.412	0.181	85.1	-1.24	
LC0013	0.504	0.076	104	0.34	
LC0014	0.527	0.188	109	0.73	
LC0015	0.494	0.133	102	0.17	
LC0016	-	-	-	-	
LC0017	0.438	0.193	90.4	-0.8	

Characteristics of parameter

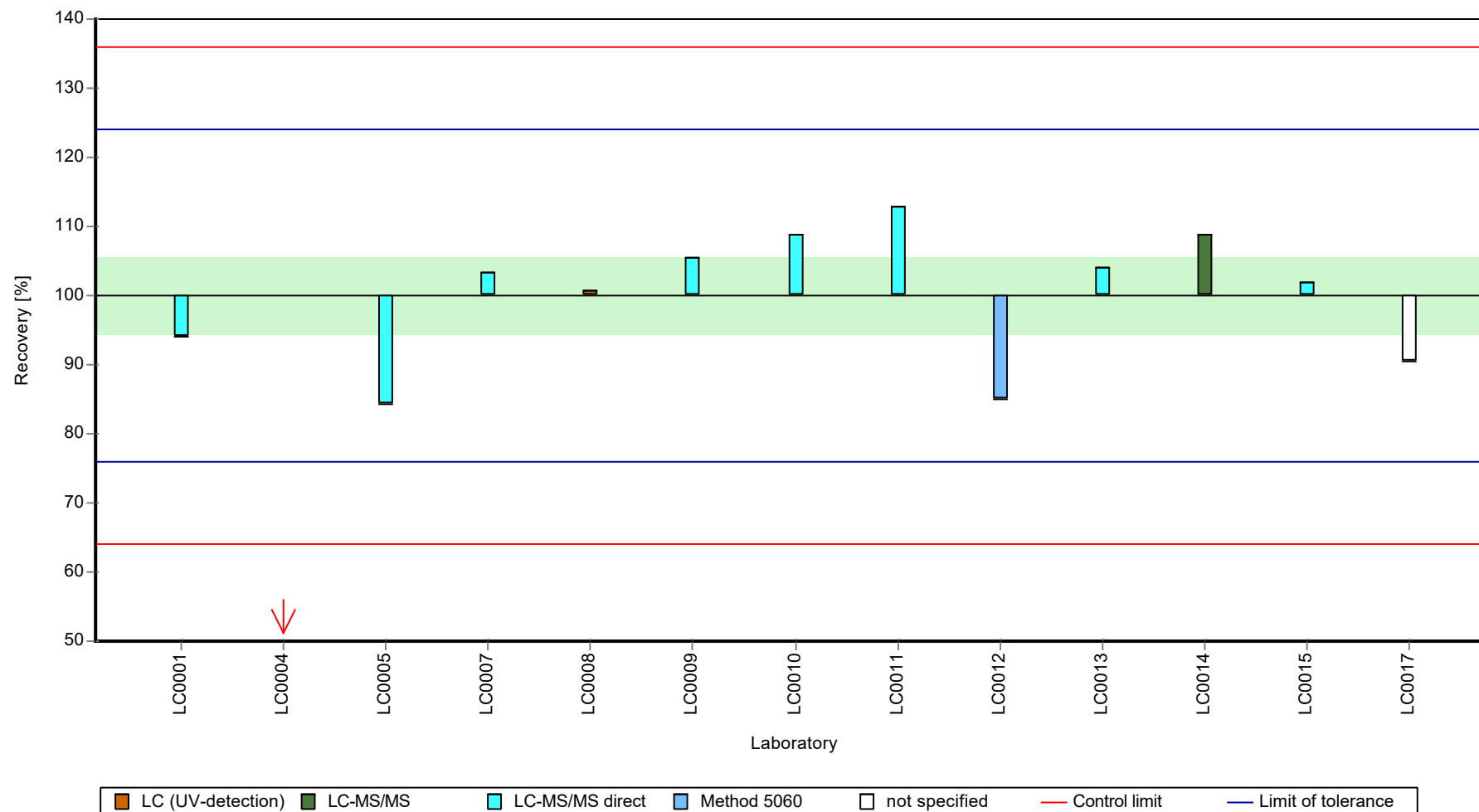
	all results	without outliers	Unit
Mean ± CI (99%)	0.461 ± 0.0797	0.484 ± 0.0396	µg/l
Minimum	0.177	0.409	µg/l
Maximum	0.547	0.547	µg/l
Standard deviation	0.0958	0.0457	µg/l
rel. standard deviation	20.8	9.44	%
n	13	12	-

Graphical presentation of results

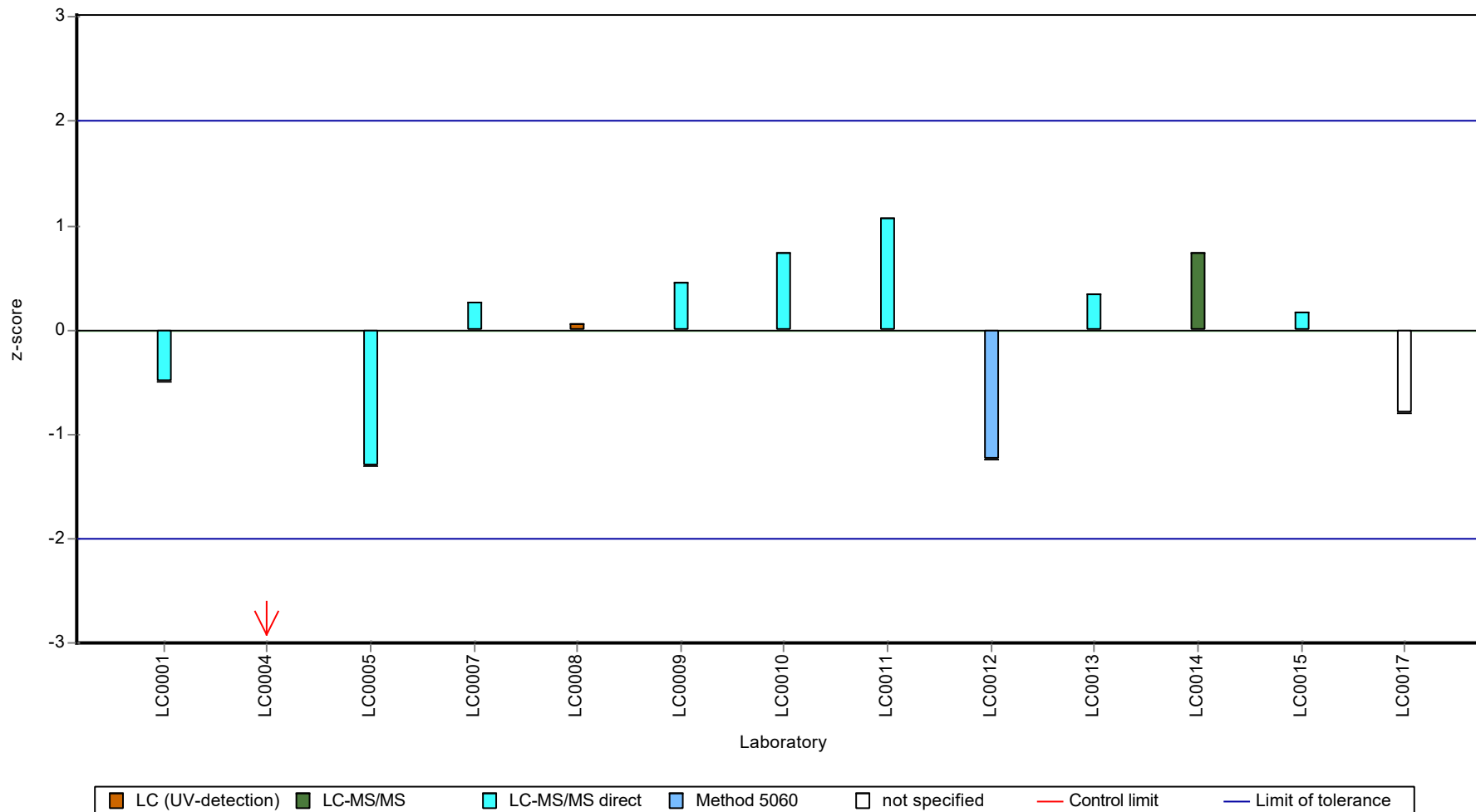
Results



Recovery rate



Z-score



Parameter oriented report

H108 B

Atrazine-desethyl

Unit	µg/l
Assigned value ± U (k=2)	0.459 ± 0.043
Criterion	0.0551 (12 %)
Minimum - Maximum	0.316 - 0.539
Control test value ± U (k=2)	0.428 ± 0.0643

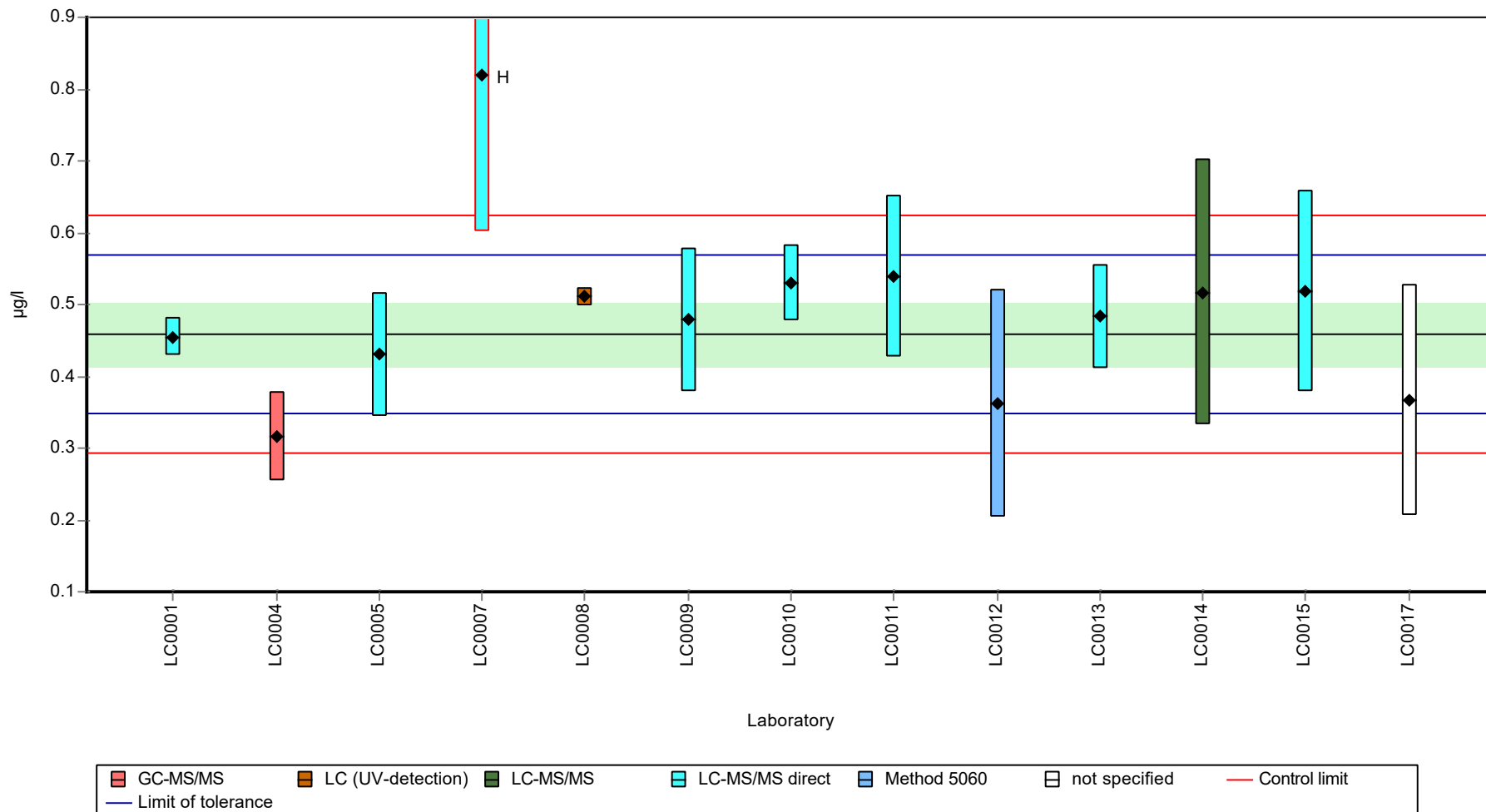
Labcode	Result	± U	Recovery [%]	z-score	Comments
LC0001	0.455	0.0273	99.1	-0.07	
LC0002	-	-	-	-	
LC0003	-	-	-	-	
LC0004	0.316	0.063	68.9	-2.6	
LC0005	0.43	0.086	93.7	-0.53	
LC0006	-	-	-	-	
LC0007	0.82	0.218	179	6.56	H
LC0008	0.511	0.013	111	0.95	
LC0009	0.479	0.1	104	0.36	
LC0010	0.53	0.053	115	1.29	
LC0011	0.539	0.113	117	1.45	
LC0012	0.362	0.159	78.9	-1.76	
LC0013	0.483	0.072	105	0.44	
LC0014	0.517	0.185	113	1.05	
LC0015	0.518	0.14	113	1.07	
LC0016	-	-	-	-	
LC0017	0.367	0.161	80	-1.67	

Characteristics of parameter

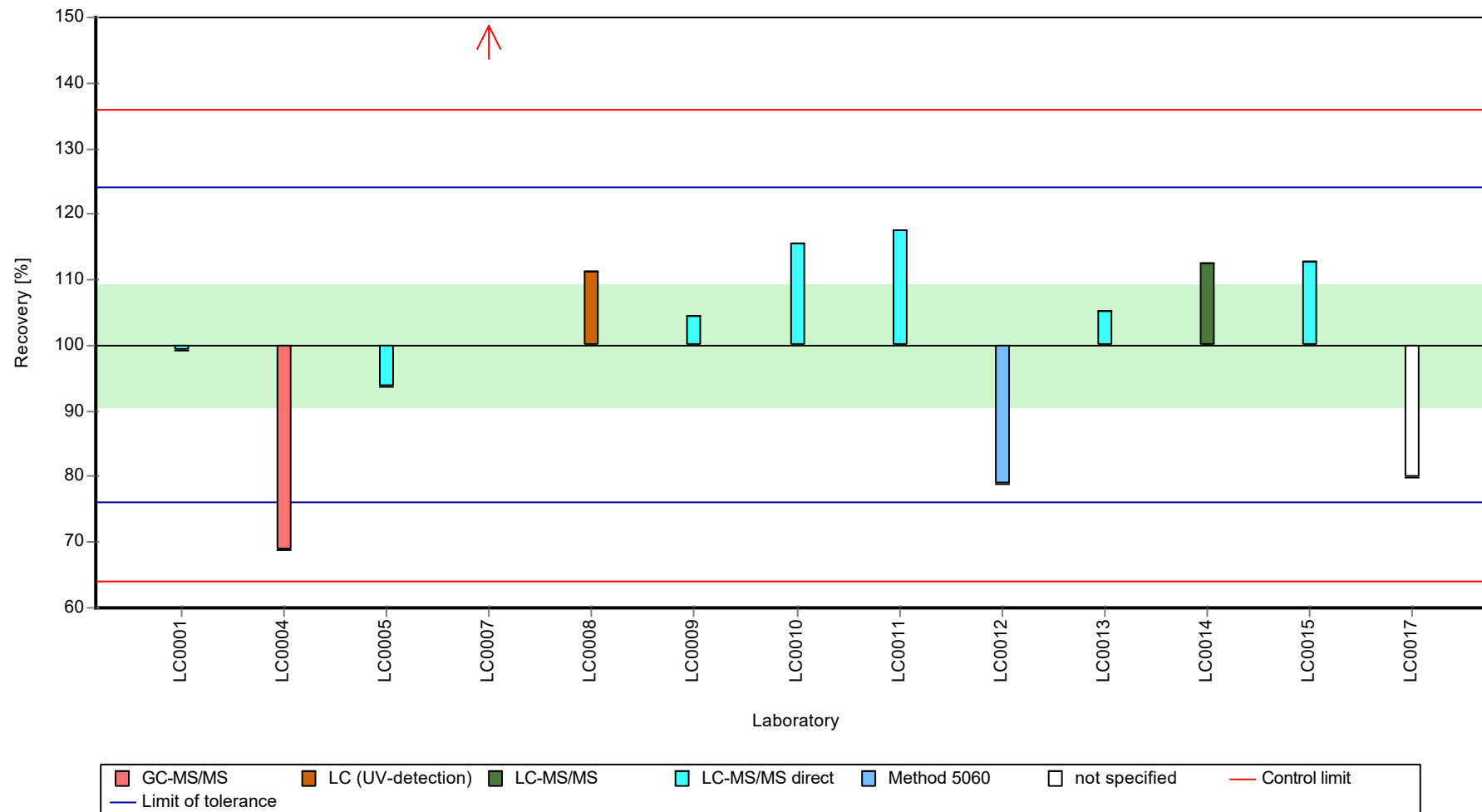
	all results	without outliers	Unit
Mean ± CI (99%)	0.487 ± 0.102	0.459 ± 0.0646	µg/l
Minimum	0.316	0.316	µg/l
Maximum	0.82	0.539	µg/l
Standard deviation	0.123	0.0746	µg/l
rel. standard deviation	25.3	16.2	%
n	13	12	-

Graphical presentation of results

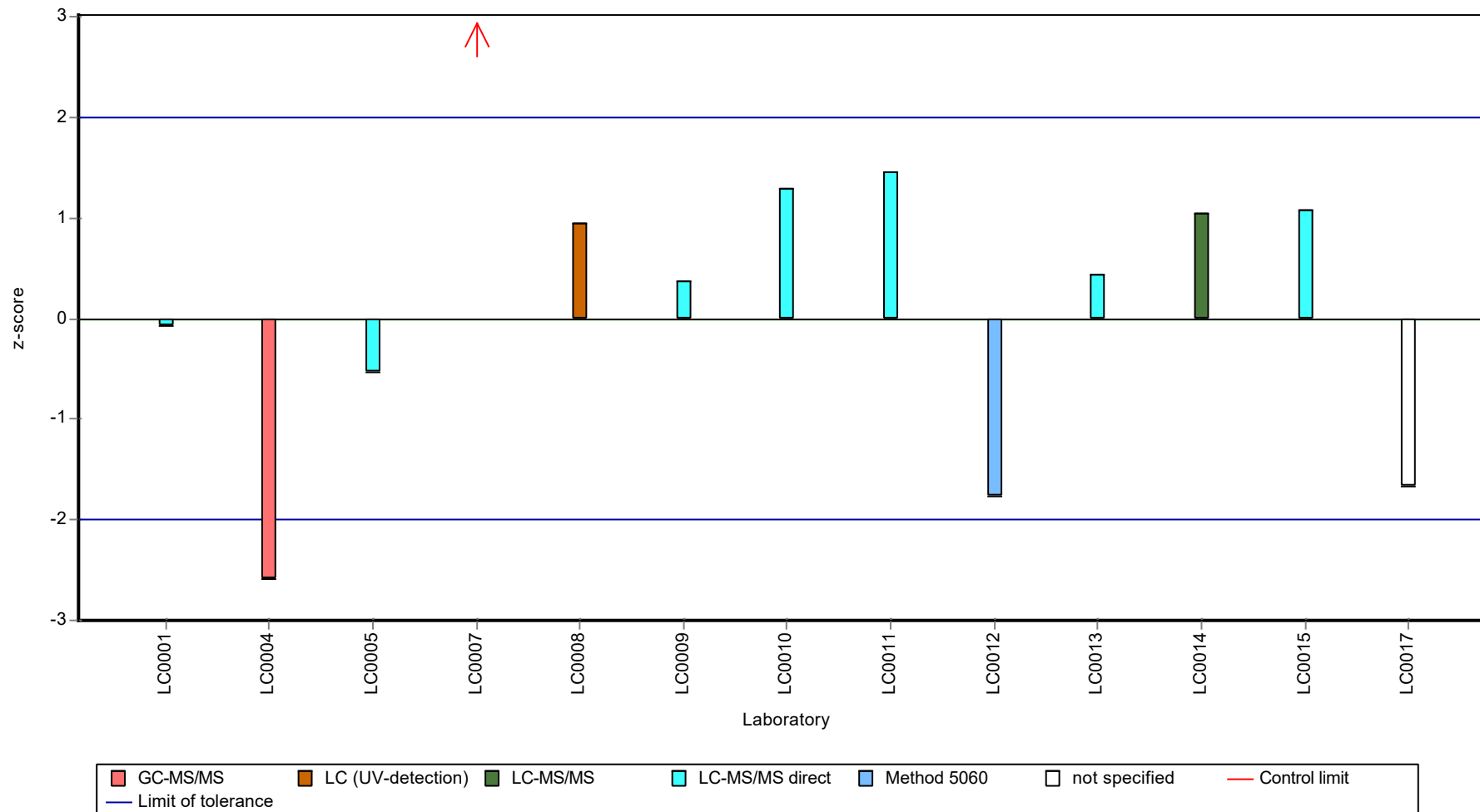
Results



Recovery rate



Z-score



Parameter oriented report

H108 A

Atrazine-desisopropyl

Unit	µg/l
Assigned value ± U (k=2)	0.644 ± 0.0532
Criterion	0.0902 (14 %)
Minimum - Maximum	0.459 - 0.758
Control test value ± U (k=2)	0.677 ± 0.102

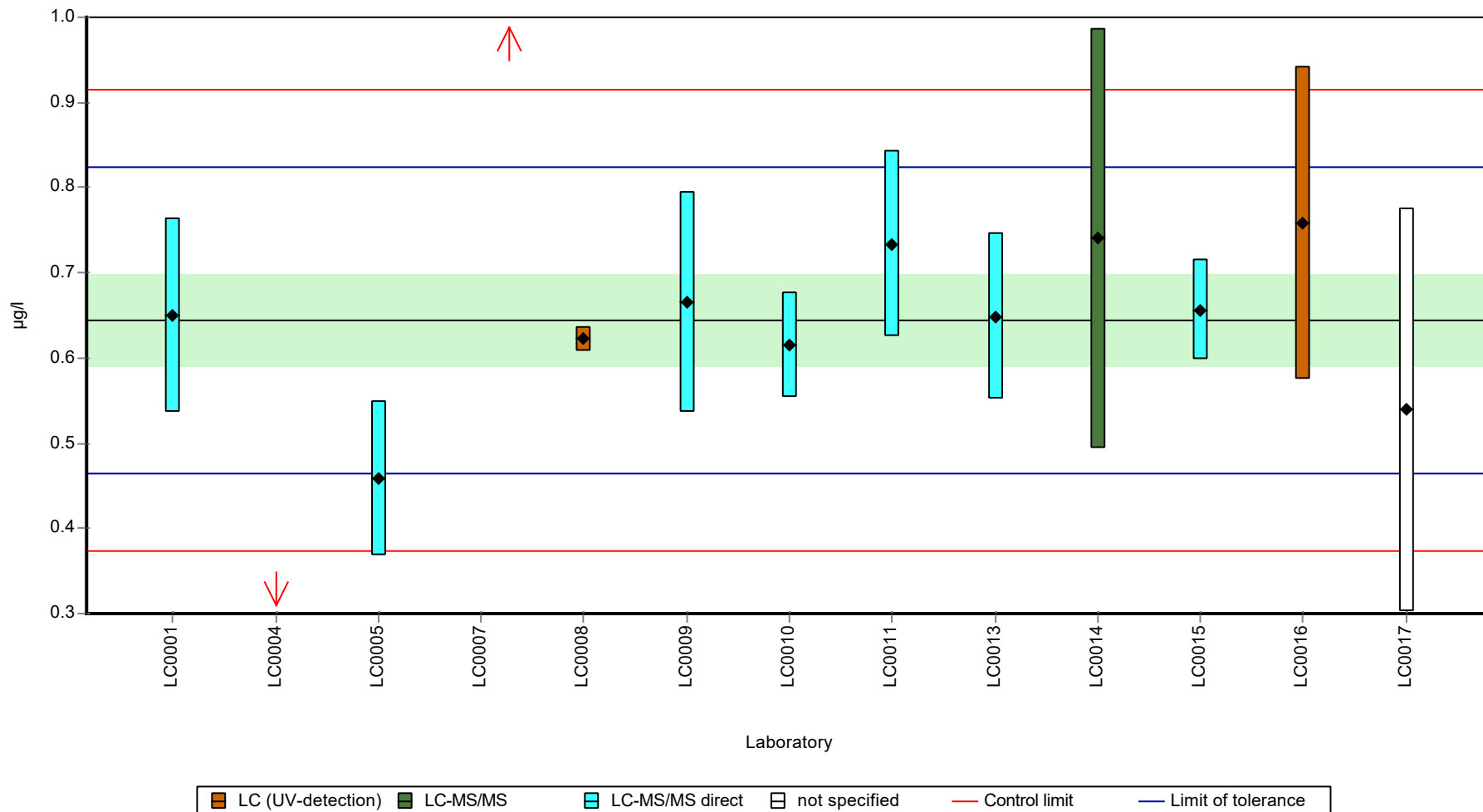
Labcode	Result	± U	Recovery [%]	z-score	Comments
LC0001	0.65	0.114	101	0.06	
LC0002	-	-	-	-	
LC0003	-	-	-	-	
LC0004	0.08	0.016	12.4	-6.26	H
LC0005	0.4585	0.0917	71.2	-2.06	
LC0006	-	-	-	-	
LC0007	1.1	0.183	171	5.05	H
LC0008	0.622	0.014	96.5	-0.25	
LC0009	0.665	0.13	103	0.23	
LC0010	0.615	0.062	95.5	-0.32	
LC0011	0.734	0.11	114	0.99	
LC0012	-	-	-	-	
LC0013	0.649	0.097	101	0.05	
LC0014	0.74	0.246	115	1.06	
LC0015	0.656	0.059	102	0.13	
LC0016	0.758	0.184	118	1.26	
LC0017	0.539	0.237	83.7	-1.17	

Characteristics of parameter

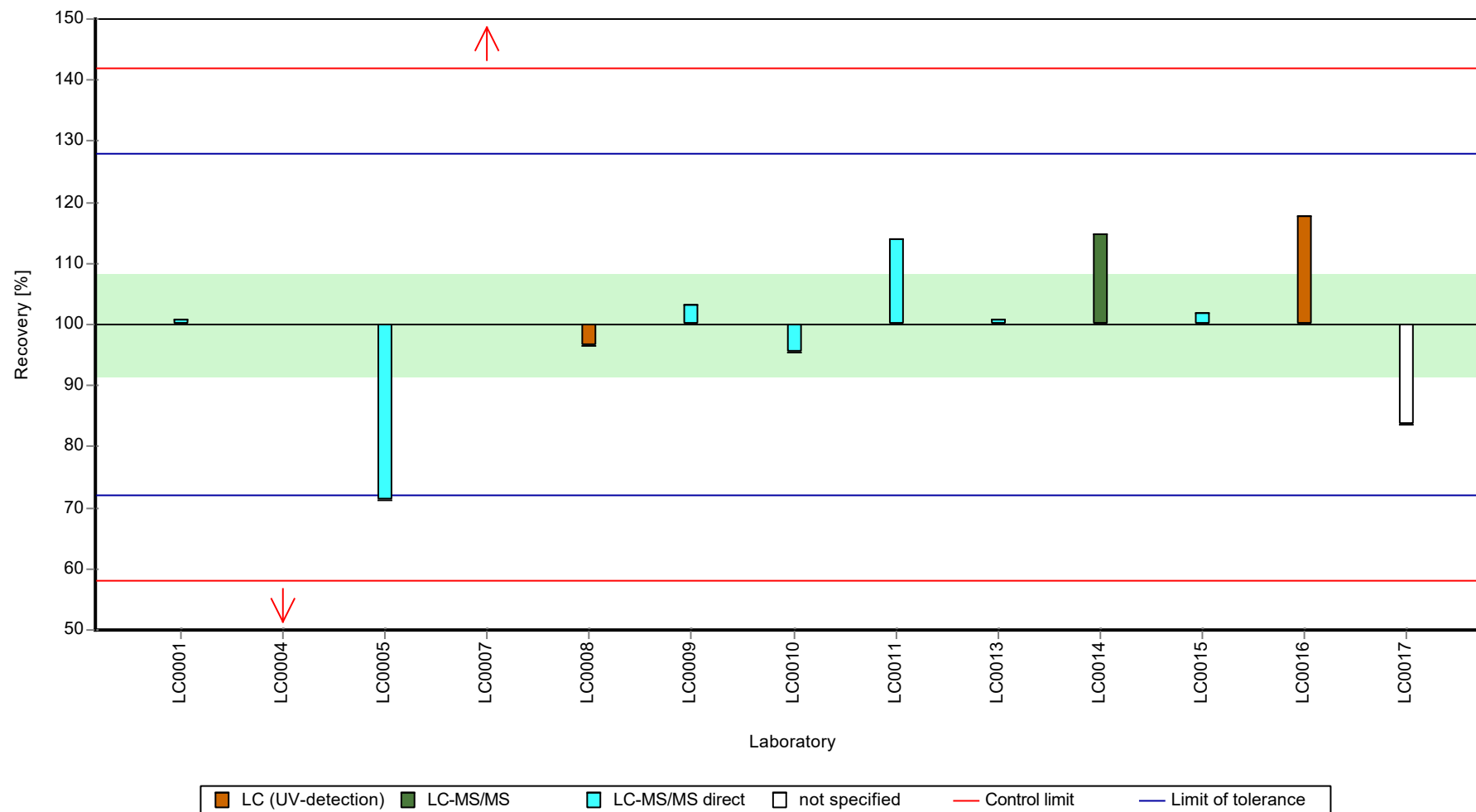
	all results	without outliers	Unit
Mean ± CI (99%)	0.636 ± 0.186	0.644 ± 0.0797	µg/l
Minimum	0.08	0.459	µg/l
Maximum	1.1	0.758	µg/l
Standard deviation	0.224	0.0882	µg/l
rel. standard deviation	35.2	13.7	%
n	13	11	-

Graphical presentation of results

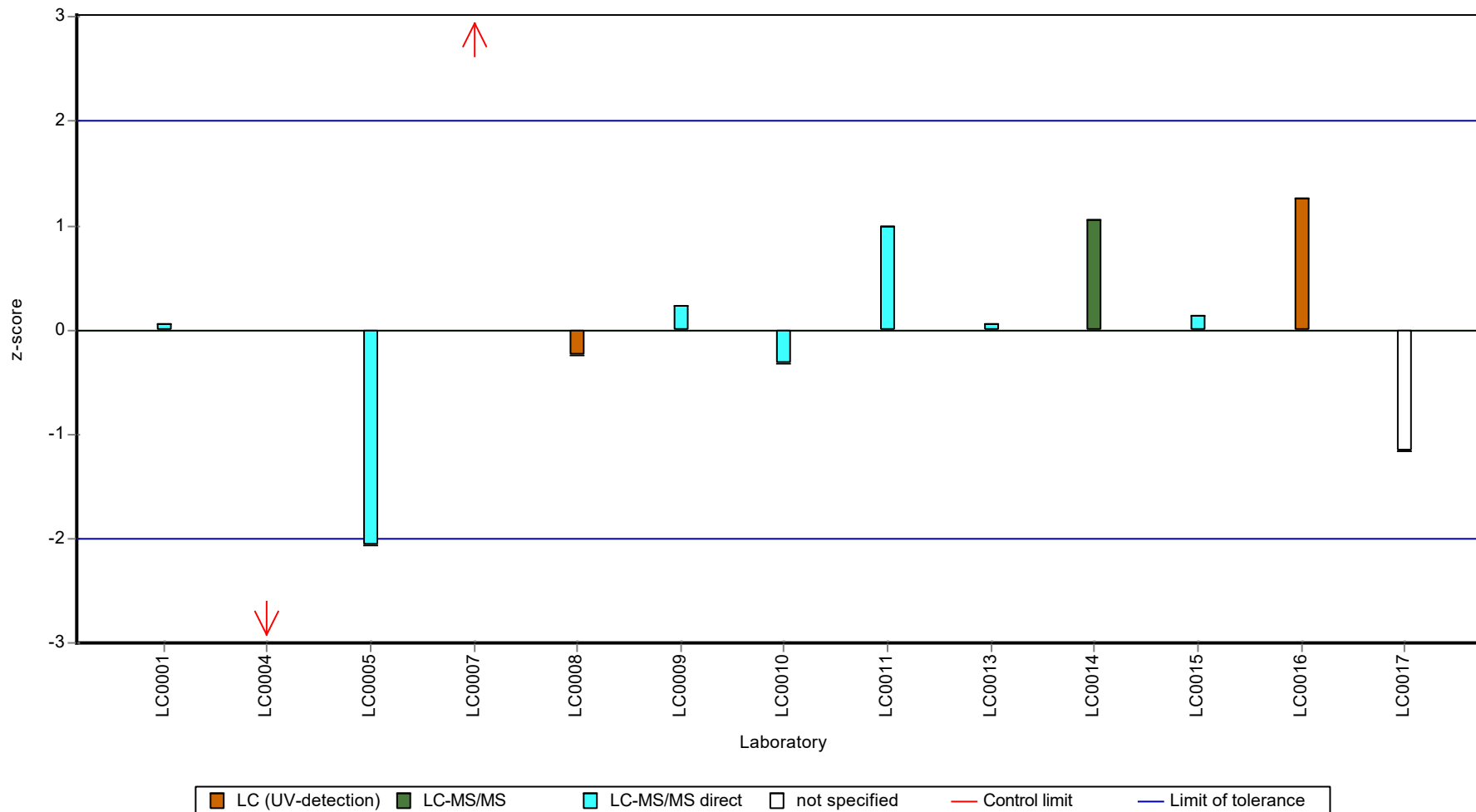
Results



Recovery rate



Z-score



Parameter oriented report

H108 B

Atrazine-desisopropyl

Unit	µg/l
Assigned value ± U (k=2)	0.602 ± 0.0474
Criterion	0.0843 (14 %)
Minimum - Maximum	0.467 - 0.702
Control test value ± U (k=2)	0.581 ± 0.0871

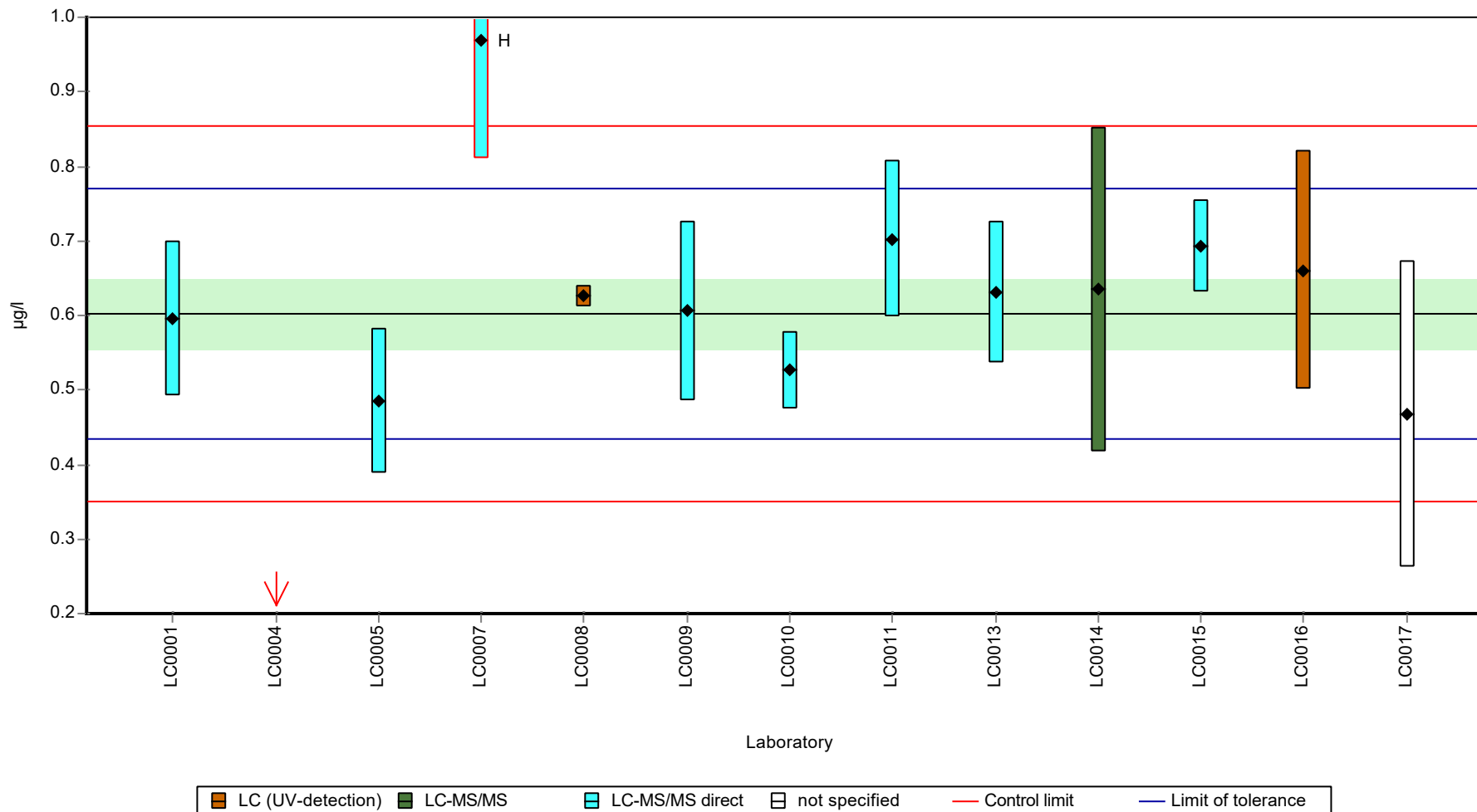
Labcode	Result	± U	Recovery [%]	z-score	Comments
LC0001	0.595	0.104	98.8	-0.09	
LC0002	-	-	-	-	
LC0003	-	-	-	-	
LC0004	0.087	0.017	14.4	-6.11	H
LC0005	0.485	0.097	80.5	-1.39	
LC0006	-	-	-	-	
LC0007	0.97	0.161	161	4.36	H
LC0008	0.626	0.014	104	0.28	
LC0009	0.606	0.12	101	0.04	
LC0010	0.526	0.053	87.3	-0.91	
LC0011	0.702	0.105	117	1.18	
LC0012	-	-	-	-	
LC0013	0.631	0.095	105	0.34	
LC0014	0.635	0.218	105	0.39	
LC0015	0.692	0.062	115	1.06	
LC0016	0.66	0.16	110	0.69	
LC0017	0.467	0.205	77.5	-1.6	

Characteristics of parameter

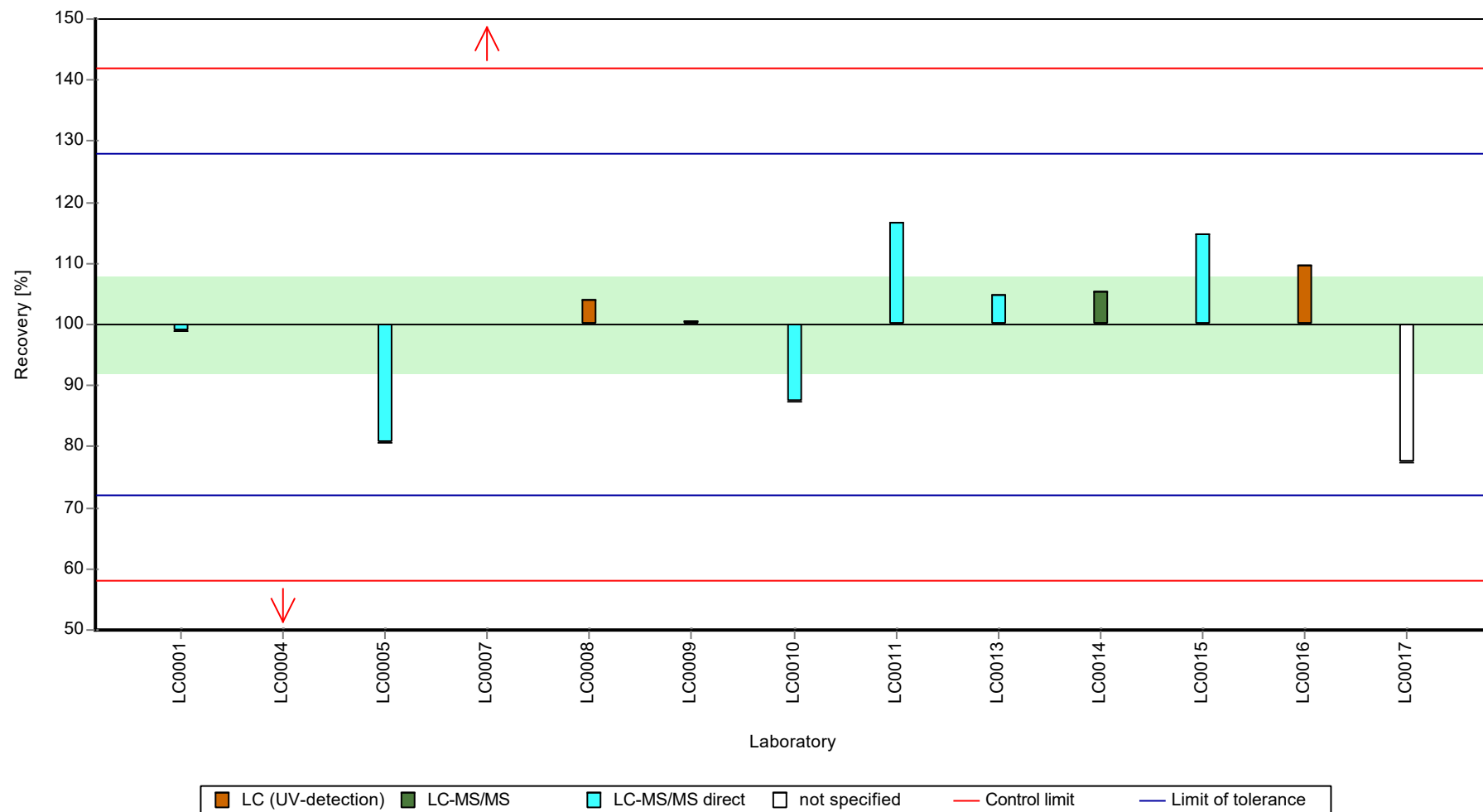
	all results	without outliers	Unit
Mean ± CI (99%)	0.591 ± 0.163	0.602 ± 0.0711	µg/l
Minimum	0.087	0.467	µg/l
Maximum	0.97	0.702	µg/l
Standard deviation	0.196	0.0786	µg/l
rel. standard deviation	33.2	13 %	
n	13	11	-

Graphical presentation of results

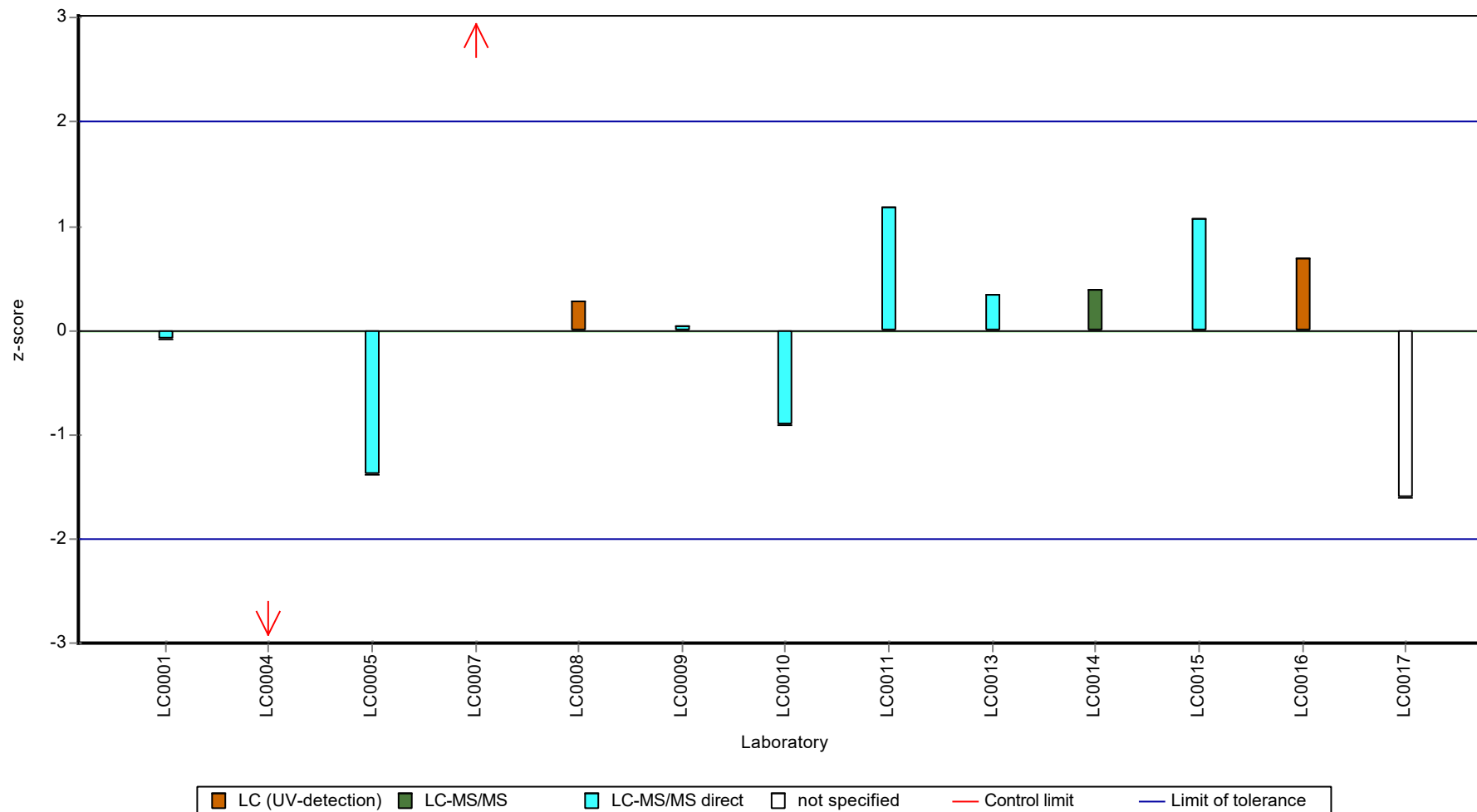
Results



Recovery rate



Z-score



Parameter oriented report

H108 A

Bromacil

Unit	µg/l
Assigned value ± U (k=2)	0.234 ± 0.0141
Criterion	0.0328 (14 %)
Minimum - Maximum	0.203 - 0.26
Control test value ± U (k=2)	0.269 ± 0.0404

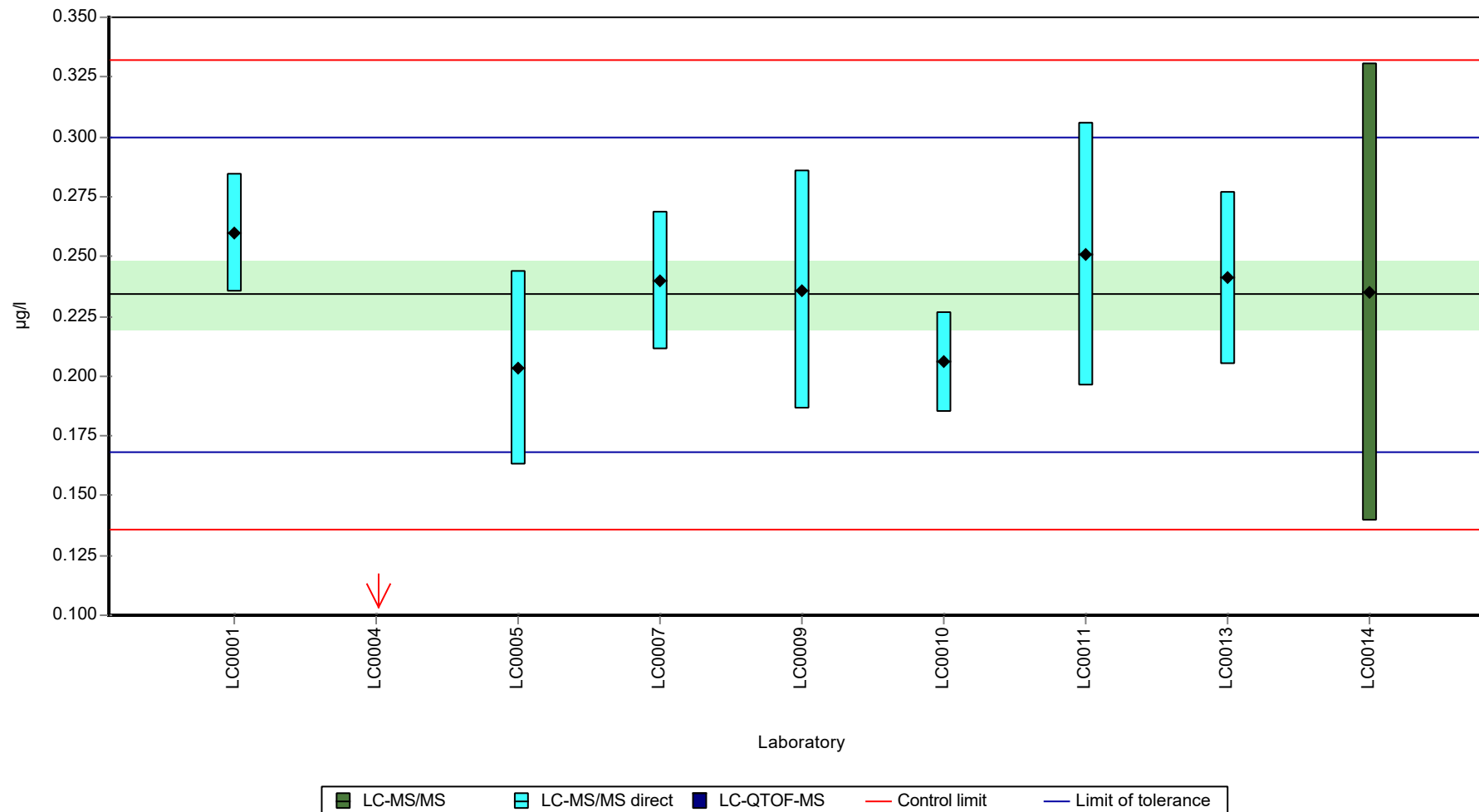
Labcode	Result	± U	Recovery [%]	z-score	Comments
LC0001	0.26	0.0247	111	0.79	
LC0002	-	-	-	-	
LC0003	-	-	-	-	
LC0004	< 0.02 (LOQ)	-	-	-	FN
LC0005	0.203	0.0406	86.8	-0.95	
LC0006	-	-	-	-	
LC0007	0.24	0.029	103	0.18	
LC0008	-	-	-	-	
LC0009	0.236	0.05	101	0.06	
LC0010	0.206	0.021	88	-0.85	
LC0011	0.251	0.055	107	0.52	
LC0012	-	-	-	-	
LC0013	0.241	0.036	103	0.21	
LC0014	0.235	0.096	100	0.03	
LC0015	-	-	-	-	
LC0016	-	-	-	-	
LC0017	-	-	-	-	

Characteristics of parameter

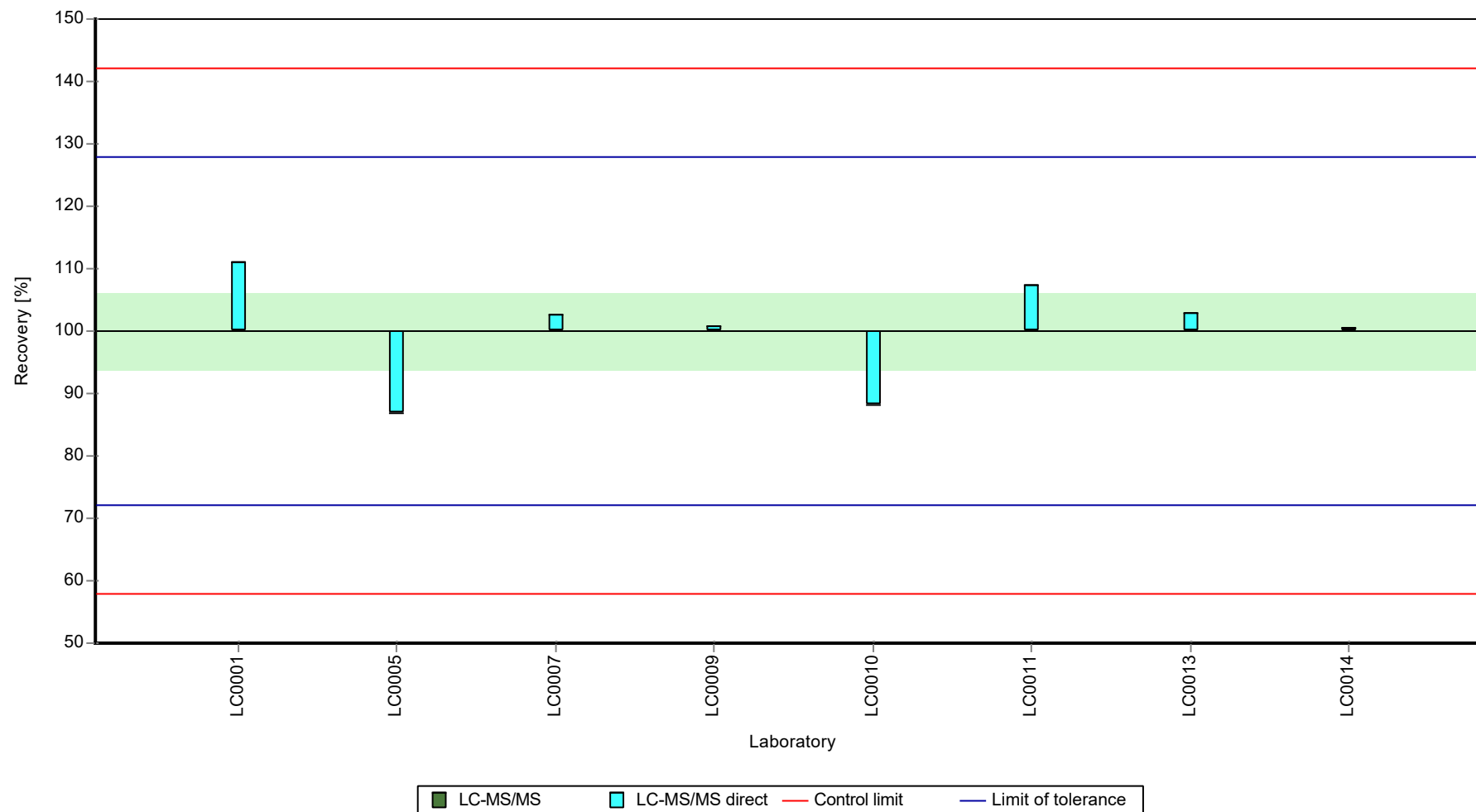
	all results	without outliers	Unit
Mean ± CI (99%)	0.234 ± 0.0212	0.234 ± 0.0212	µg/l
Minimum	0.203	0.203	µg/l
Maximum	0.26	0.26	µg/l
Standard deviation	0.02	0.02	µg/l
rel. standard deviation	8.55	8.55	%
n	8	8	-

Graphical presentation of results

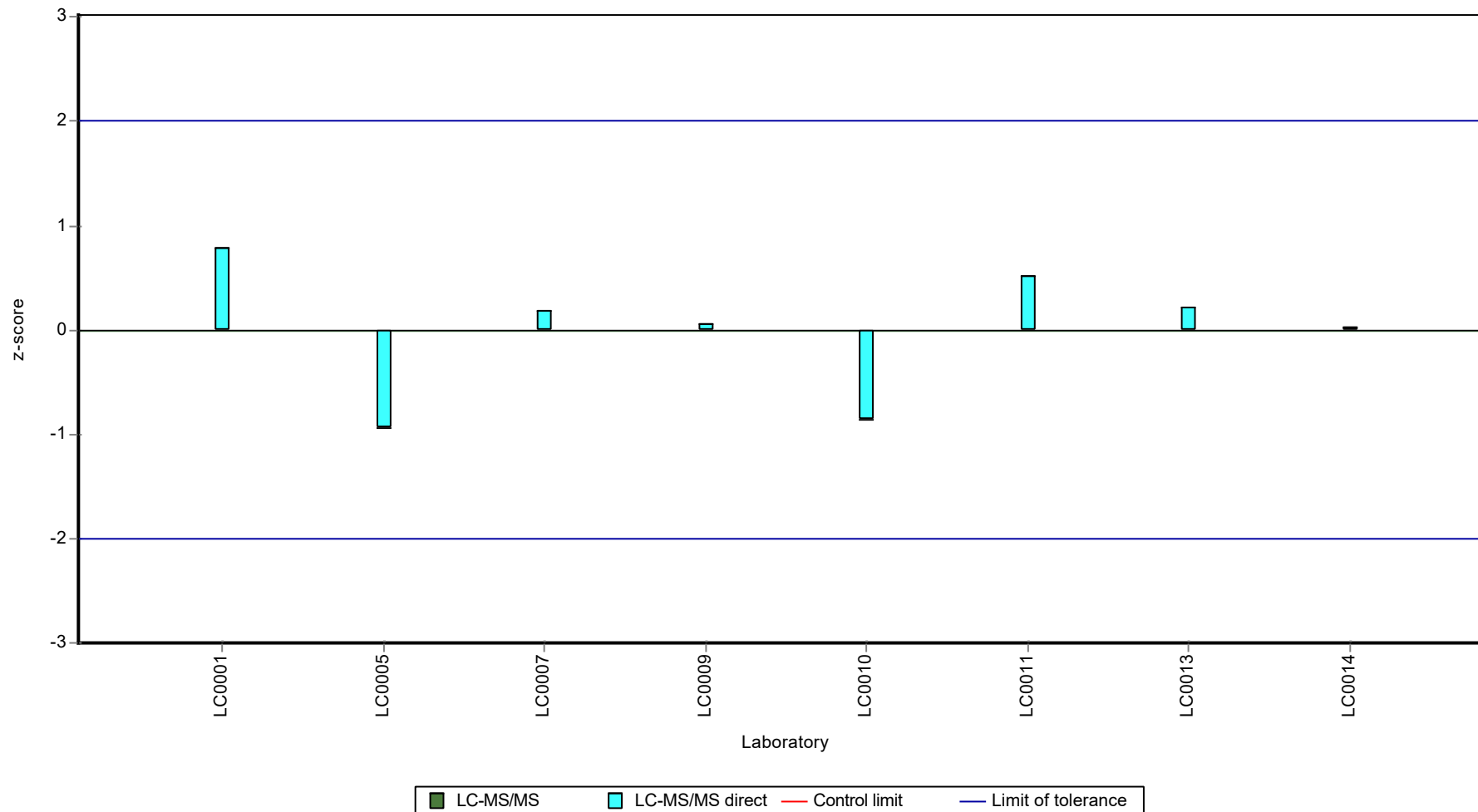
Results



Recovery rate



Z-score



Parameter oriented report

H108 B

Bromacil

Unit	µg/l
Assigned value ± U (k=2)	0.386 ± 0.0395
Criterion	0.054 (14 %)
Minimum - Maximum	0.308 - 0.49
Control test value ± U (k=2)	0.355 ± 0.0532

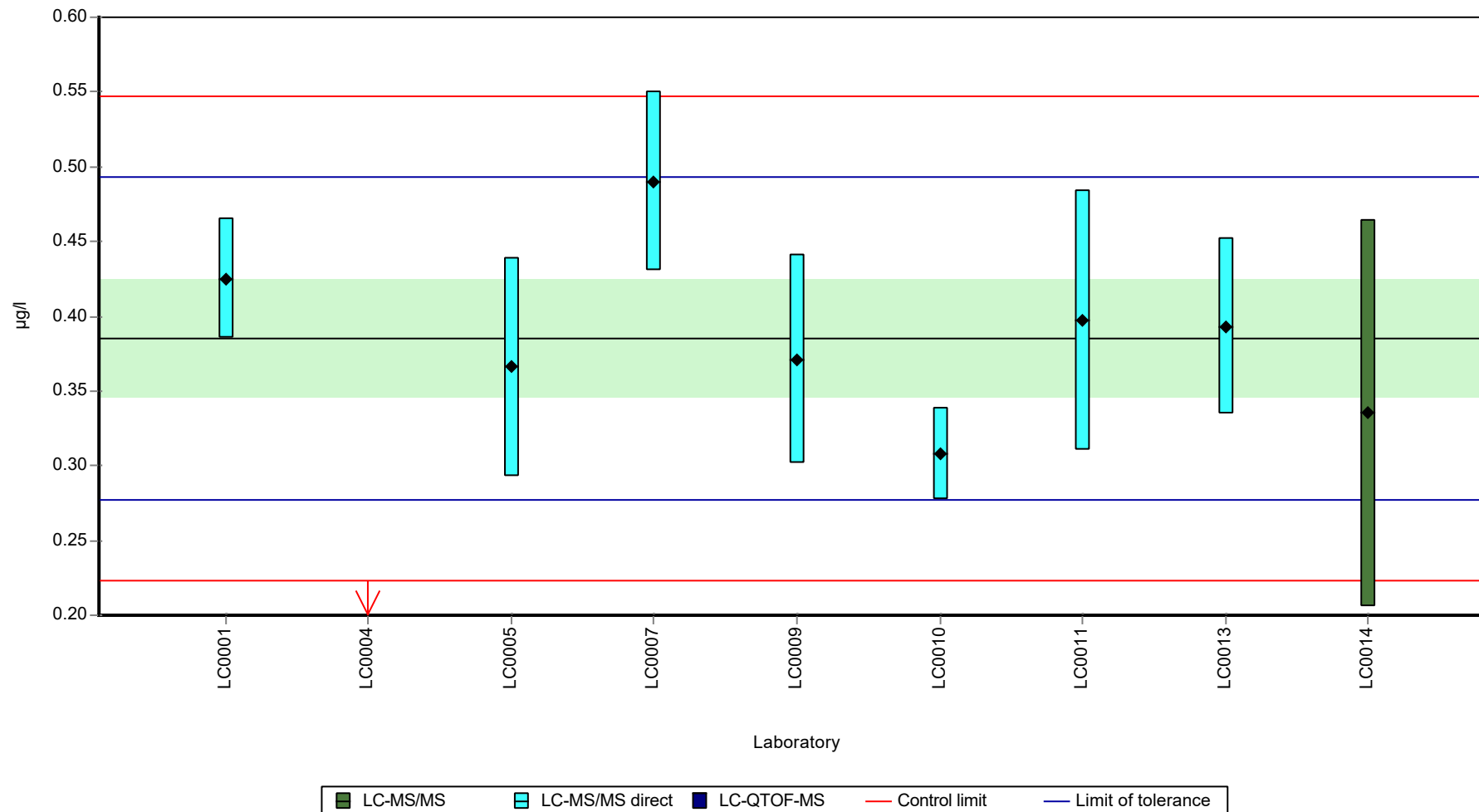
Labcode	Result	± U	Recovery [%]	z-score	Comments
LC0001	0.425	0.0404	110	0.73	
LC0002	-	-	-	-	
LC0003	-	-	-	-	
LC0004	< 0.02 (LOQ)	-	-	-	FN
LC0005	0.366	0.0732	94.9	-0.36	
LC0006	-	-	-	-	
LC0007	0.49	0.06	127	1.93	
LC0008	-	-	-	-	
LC0009	0.371	0.07	96.2	-0.27	
LC0010	0.308	0.031	79.9	-1.44	
LC0011	0.397	0.087	103	0.21	
LC0012	-	-	-	-	
LC0013	0.393	0.059	102	0.14	
LC0014	0.335	0.13	86.9	-0.94	
LC0015	-	-	-	-	
LC0016	-	-	-	-	
LC0017	-	-	-	-	

Characteristics of parameter

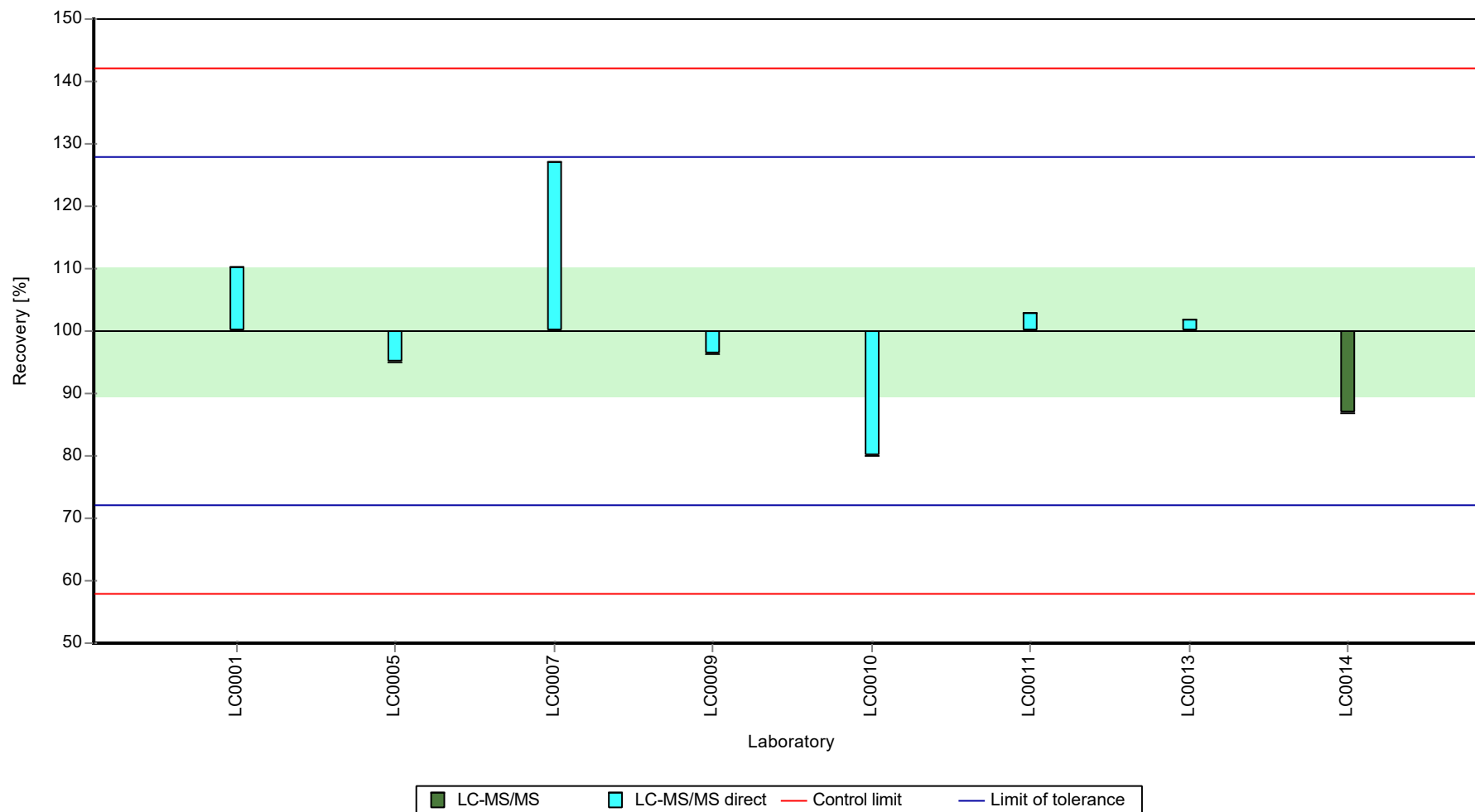
	all results	without outliers	Unit
Mean ± CI (99%)	0.386 ± 0.0592	0.386 ± 0.0592	µg/l
Minimum	0.308	0.308	µg/l
Maximum	0.49	0.49	µg/l
Standard deviation	0.0558	0.0558	µg/l
rel. standard deviation	14.5	14.5	%
n	8	8	-

Graphical presentation of results

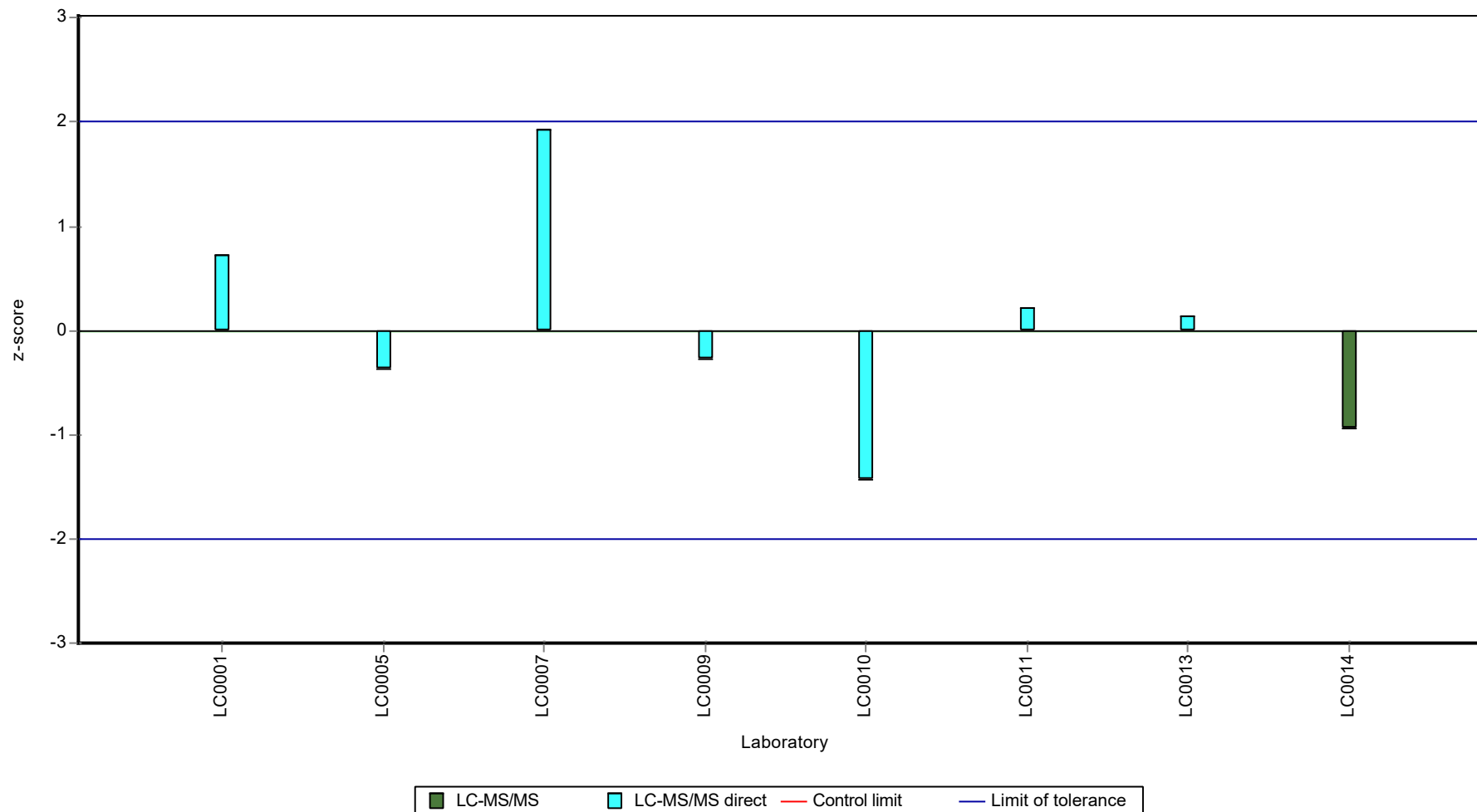
Results



Recovery rate



Z-score



Parameter oriented report

H108 A

Clothianidin

Unit	µg/l
Assigned value ± U (k=2)	0.209 ± 0.0279
Criterion	0.023 (11 %)
Minimum - Maximum	0.15 - 0.273
Control test value ± U (k=2)	0.234 ± 0.0351

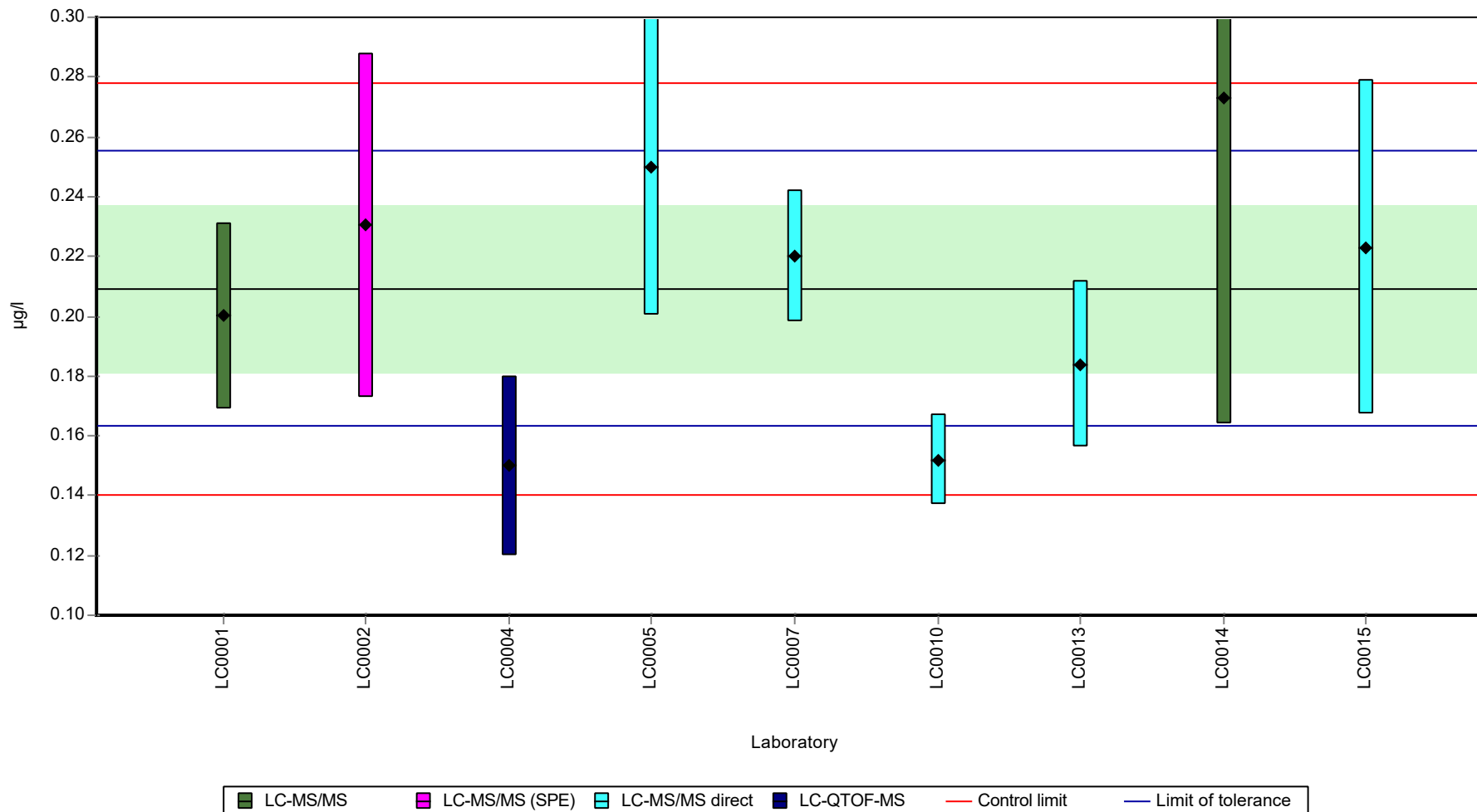
Labcode	Result	± U	Recovery [%]	z-score	Comments
LC0001	0.2	0.031	95.6	-0.4	
LC0002	0.2305	0.0576	110	0.93	
LC0003	-	-	-	-	
LC0004	0.15	0.03	71.7	-2.57	
LC0005	0.25	0.05	120	1.77	
LC0006	-	-	-	-	
LC0007	0.22	0.022	105	0.47	
LC0008	-	-	-	-	
LC0009	-	-	-	-	
LC0010	0.152	0.015	72.7	-2.48	
LC0011	-	-	-	-	
LC0012	-	-	-	-	
LC0013	0.184	0.028	88	-1.09	
LC0014	0.273	0.109	131	2.77	
LC0015	0.223	0.056	107	0.6	
LC0016	-	-	-	-	
LC0017	-	-	-	-	

Characteristics of parameter

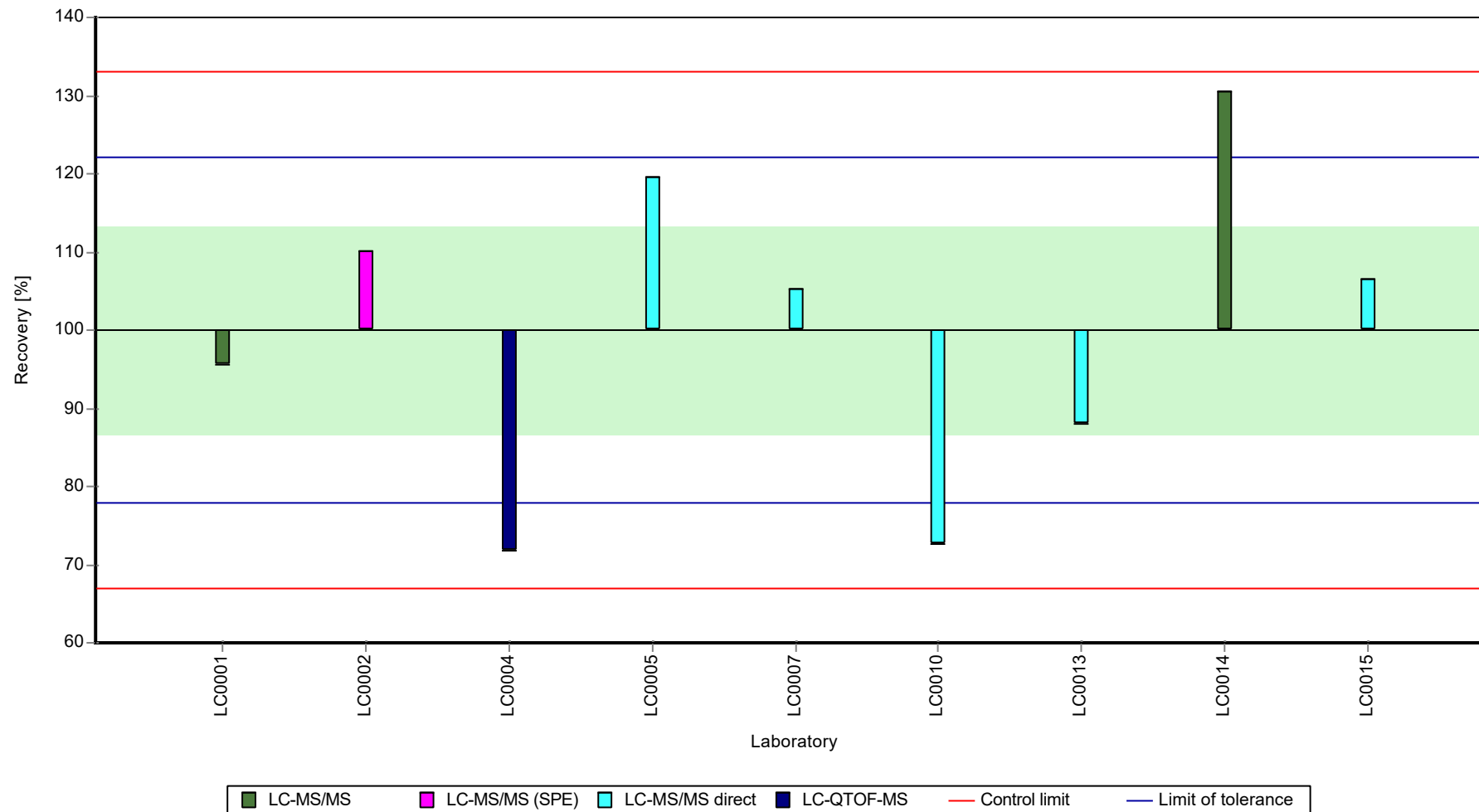
	all results	without outliers	Unit
Mean ± CI (99%)	0.209 ± 0.0418	0.209 ± 0.0418	µg/l
Minimum	0.15	0.15	µg/l
Maximum	0.273	0.273	µg/l
Standard deviation	0.0418	0.0418	µg/l
rel. standard deviation	20	20	%
n	9	9	-

Graphical presentation of results

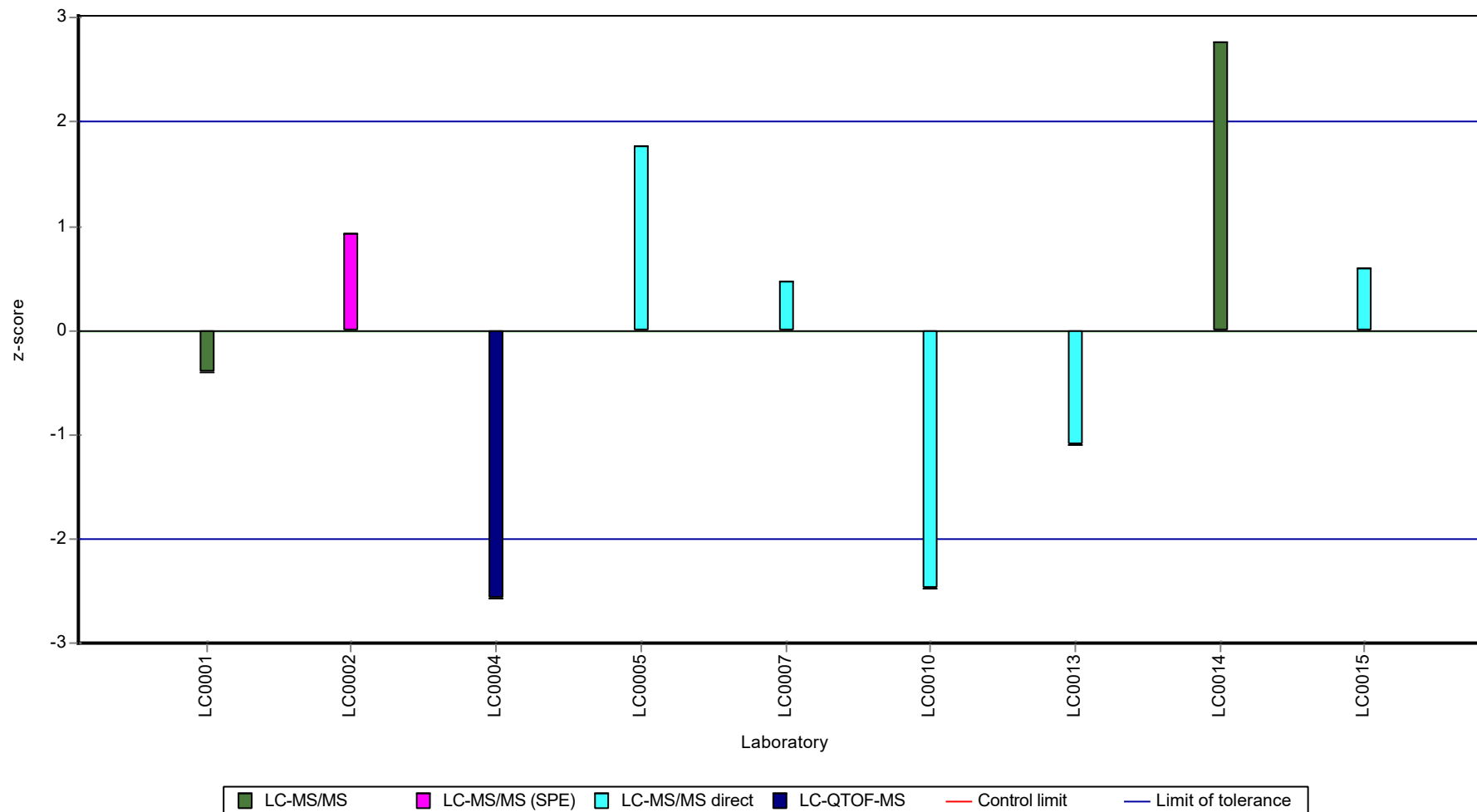
Results



Recovery rate



Z-score



Parameter oriented report

H108 B

Clothianidin

Unit	µg/l
Assigned value ± U (k=2)	0.416 ± 0.0568
Criterion	0.0458 (11 %)
Minimum - Maximum	0.269 - 0.544
Control test value ± U (k=2)	0.393 ± 0.059

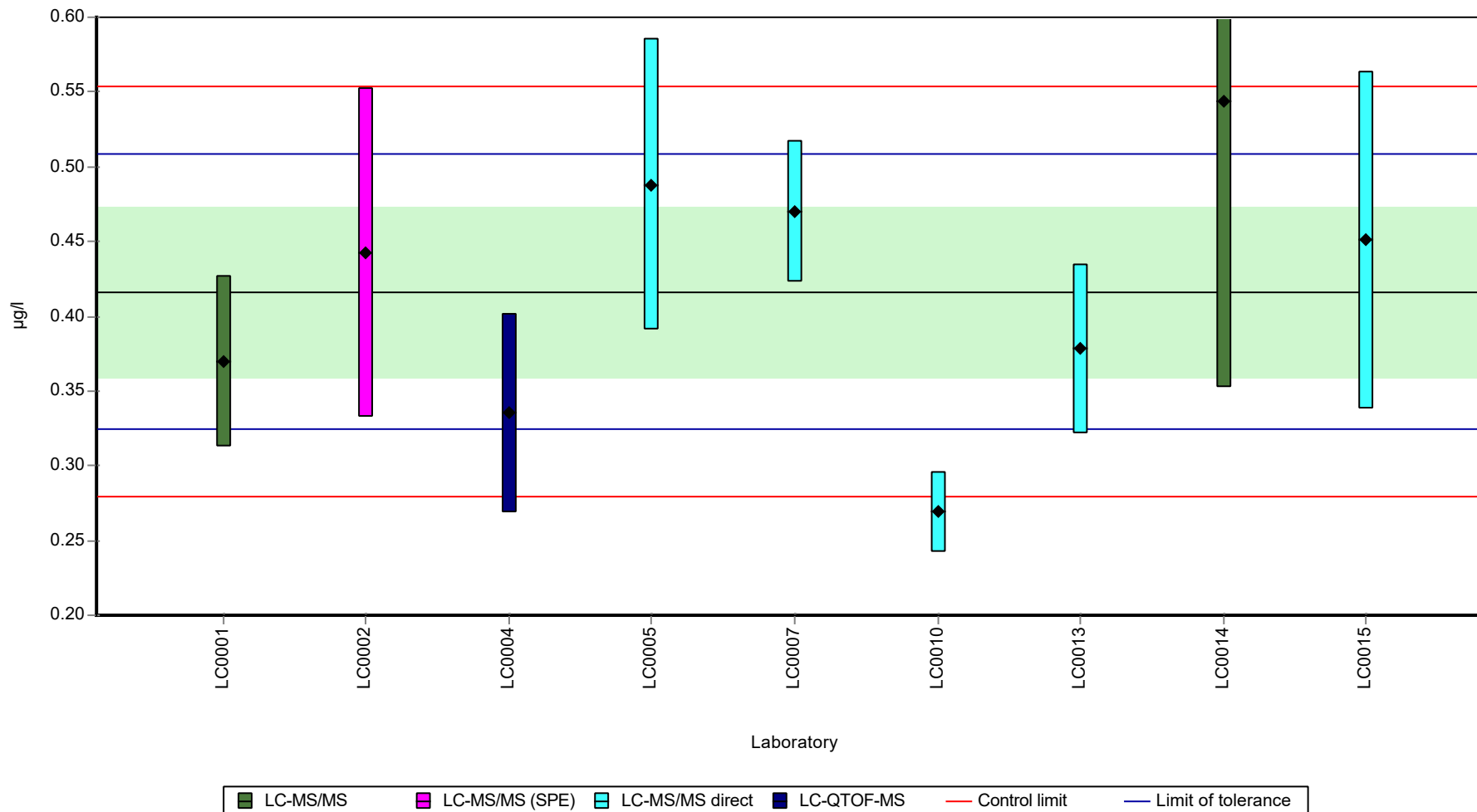
Labcode	Result	± U	Recovery [%]	z-score	Comments
LC0001	0.37	0.0574	88.9	-1.01	
LC0002	0.4425	0.1106	106	0.57	
LC0003	-	-	-	-	
LC0004	0.335	0.067	80.5	-1.78	
LC0005	0.488	0.0976	117	1.56	
LC0006	-	-	-	-	
LC0007	0.47	0.047	113	1.17	
LC0008	-	-	-	-	
LC0009	-	-	-	-	
LC0010	0.269	0.027	64.6	-3.22	
LC0011	-	-	-	-	
LC0012	-	-	-	-	
LC0013	0.378	0.057	90.8	-0.84	
LC0014	0.544	0.192	131	2.79	
LC0015	0.451	0.113	108	0.76	
LC0016	-	-	-	-	
LC0017	-	-	-	-	

Characteristics of parameter

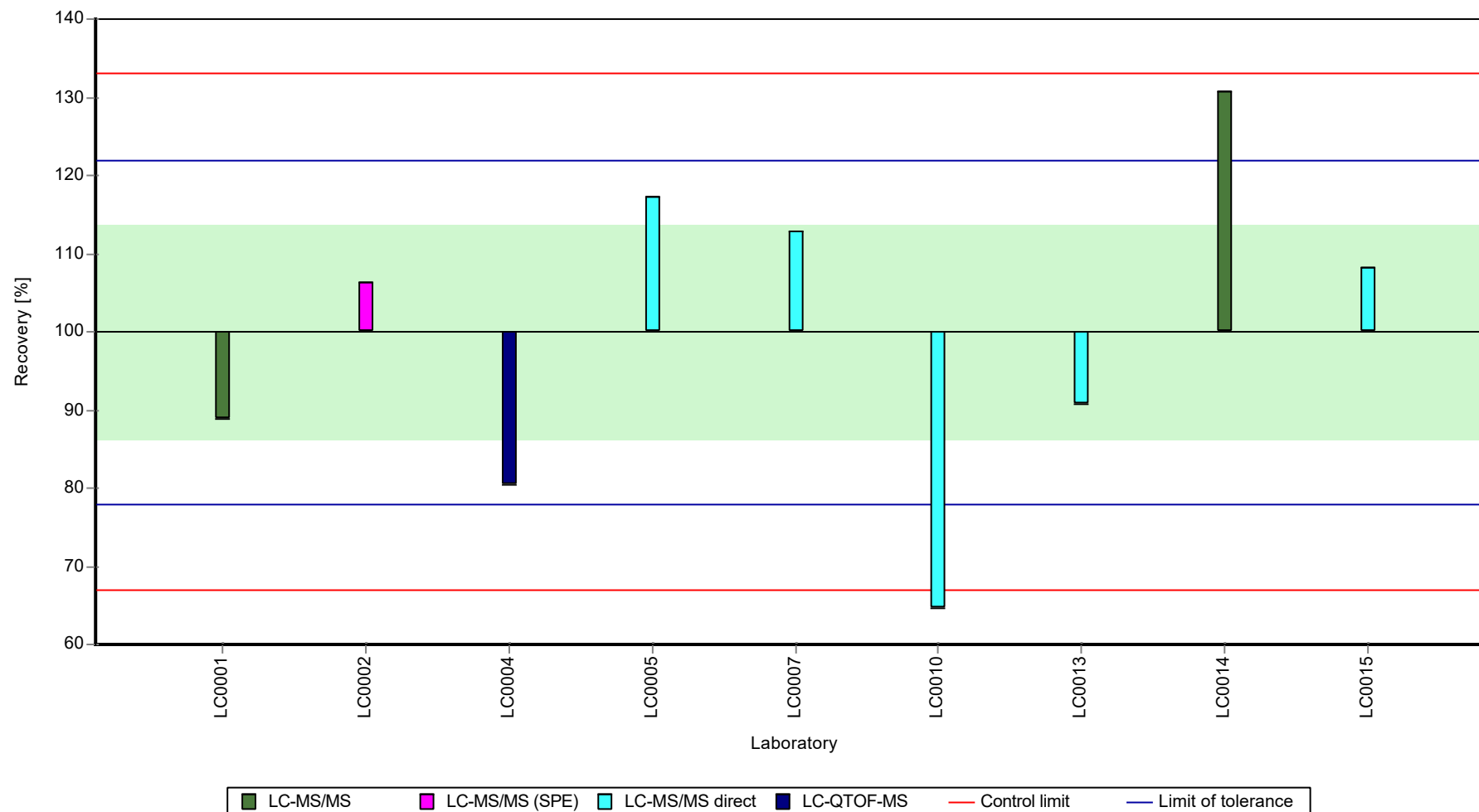
	all results	without outliers	Unit
Mean ± CI (99%)	0.416 ± 0.0853	0.416 ± 0.0853	µg/l
Minimum	0.269	0.269	µg/l
Maximum	0.544	0.544	µg/l
Standard deviation	0.0853	0.0853	µg/l
rel. standard deviation	20.5	20.5	%
n	9	9	-

Graphical presentation of results

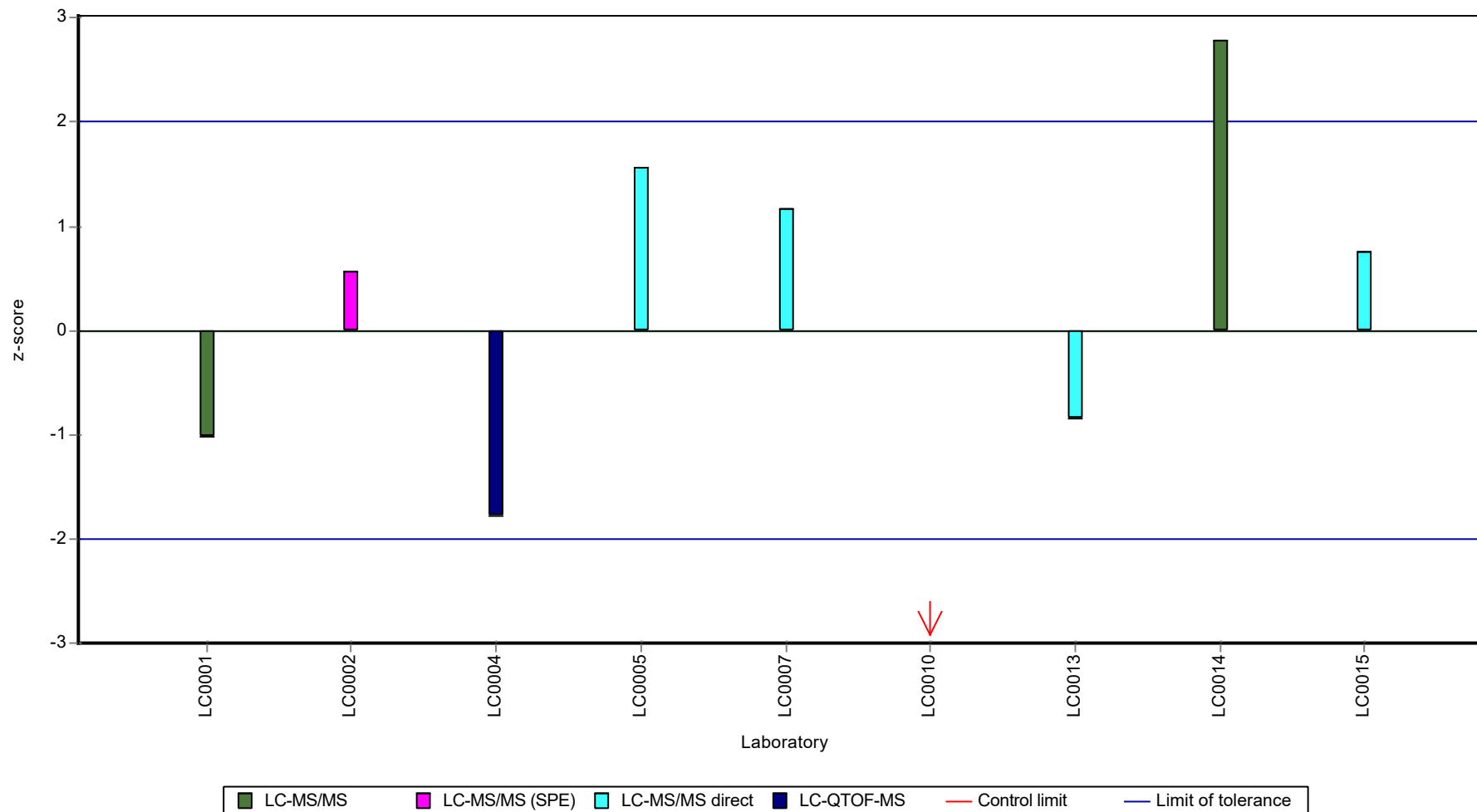
Results



Recovery rate



Z-score



Parameter oriented report

H108 A

Cyanazine

Unit	µg/l
Assigned value ± U (k=2)	1.01 ± 0.124
Criterion	0.141 (14 %)
Minimum - Maximum	0.824 - 1.35
Control test value ± U (k=2)	0.913 ± 0.137

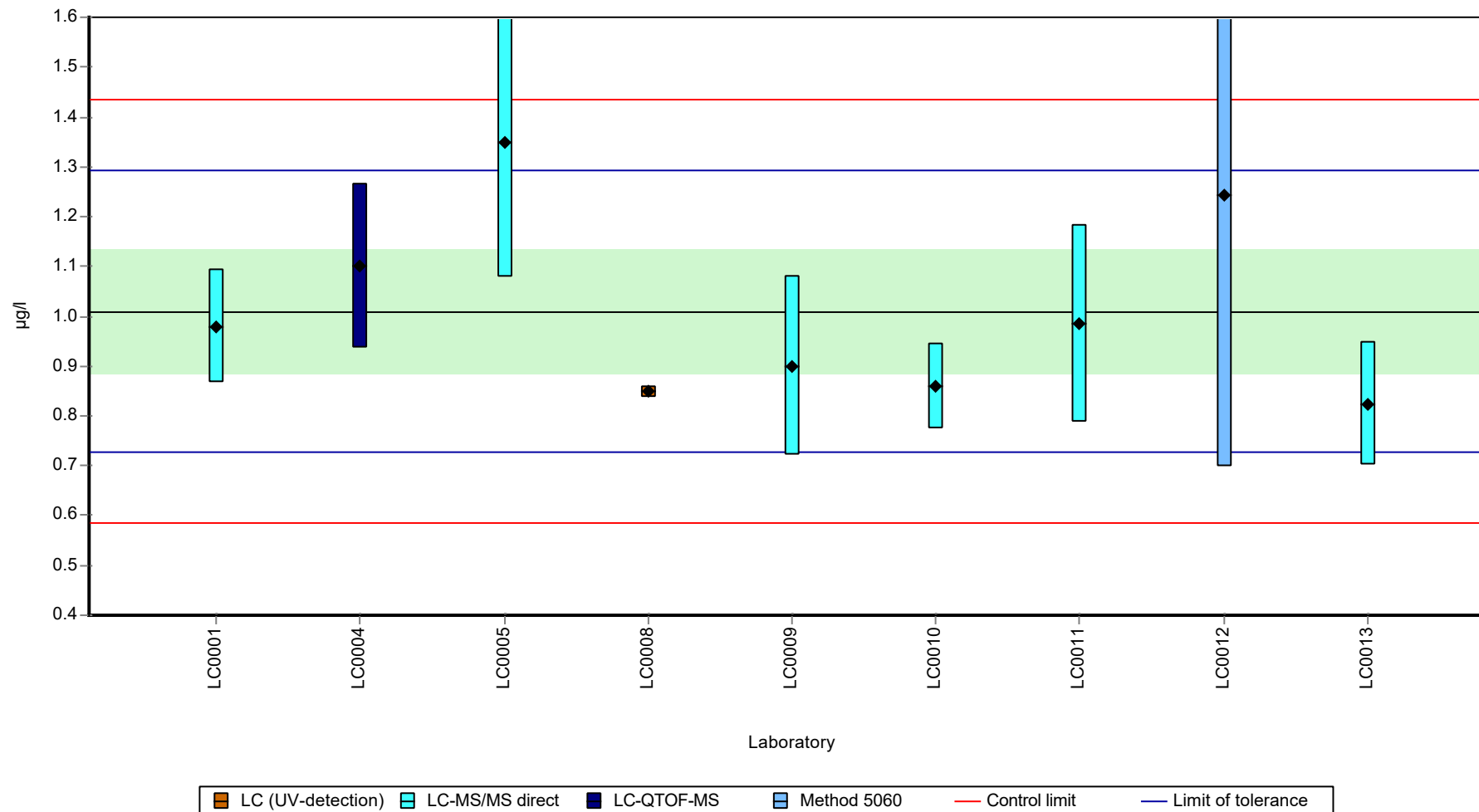
Labcode	Result	± U	Recovery [%]	z-score	Comments
LC0001	0.98	0.113	97.1	-0.21	
LC0002	-	-	-	-	
LC0003	-	-	-	-	
LC0004	1.1	0.165	109	0.64	
LC0005	1.349	0.2698	134	2.4	
LC0006	-	-	-	-	
LC0007	-	-	-	-	
LC0008	0.849	0.011	84.1	-1.14	
LC0009	0.9	0.18	89.1	-0.78	
LC0010	0.858	0.086	85	-1.07	
LC0011	0.985	0.197	97.5	-0.17	
LC0012	1.243	0.547	123	1.65	
LC0013	0.824	0.124	81.6	-1.31	
LC0014	-	-	-	-	
LC0015	-	-	-	-	
LC0016	-	-	-	-	
LC0017	-	-	-	-	

Characteristics of parameter

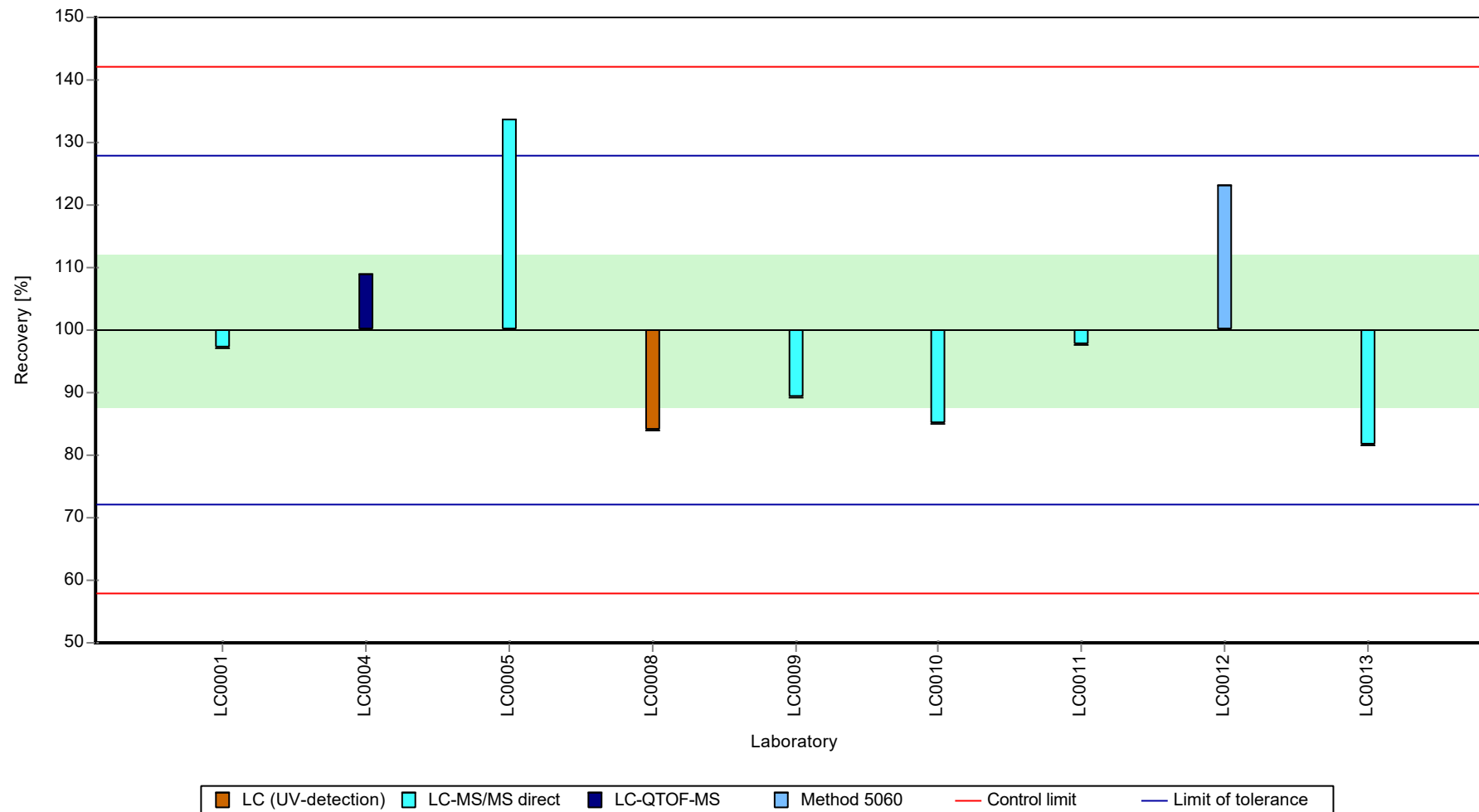
	all results	without outliers	Unit
Mean ± CI (99%)	1.01 ± 0.185	1.01 ± 0.185	µg/l
Minimum	0.824	0.824	µg/l
Maximum	1.35	1.35	µg/l
Standard deviation	0.185	0.185	µg/l
rel. standard deviation	18.3	18.3	%
n	9	9	-

Graphical presentation of results

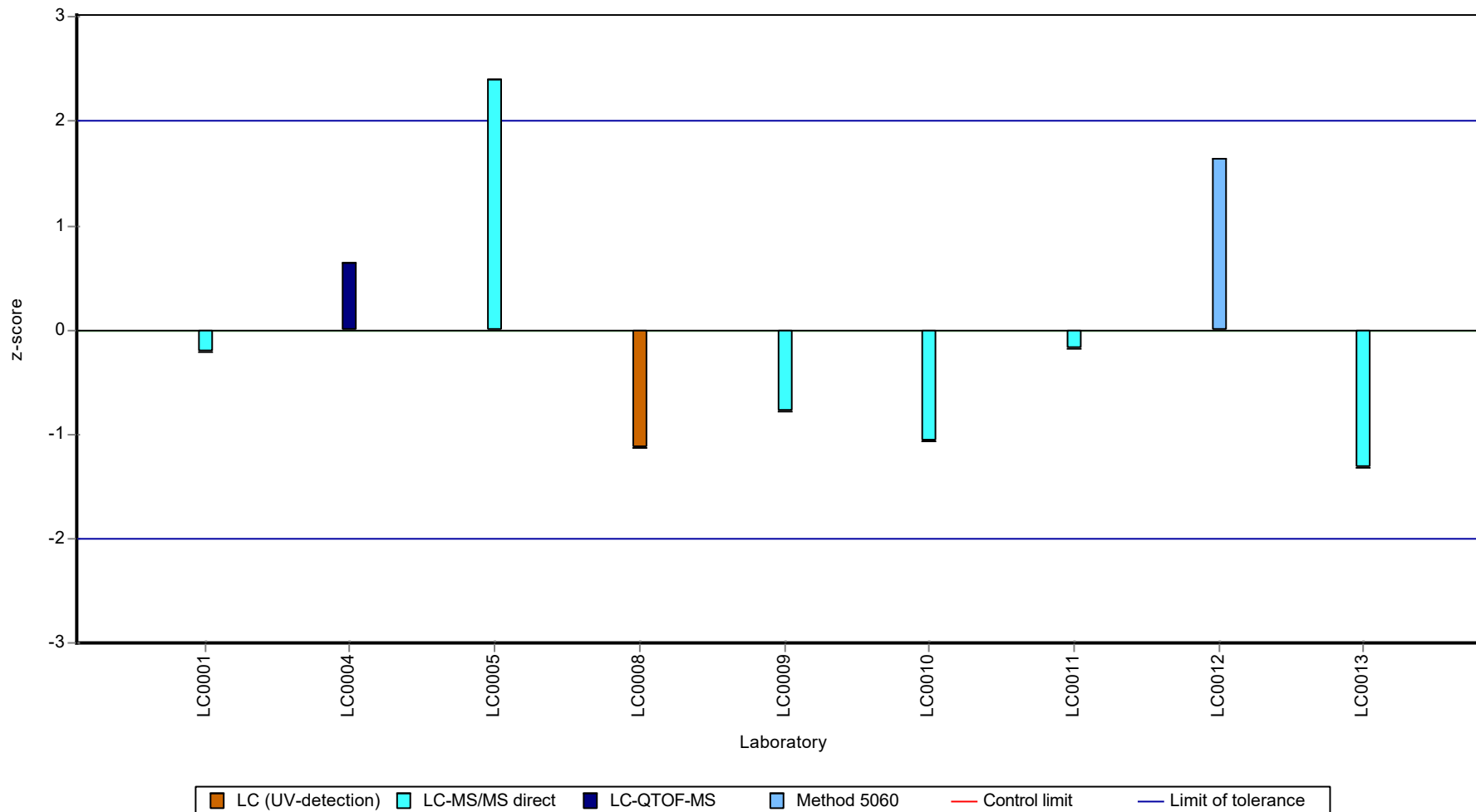
Results



Recovery rate



Z-score



Parameter oriented report

H108 B

Cyanazine

Unit	µg/l
Assigned value ± U (k=2)	0.224 ± 0.0254
Criterion	0.0313 (14 %)
Minimum - Maximum	0.185 - 0.296
Control test value ± U (k=2)	0.178 ± 0.0266

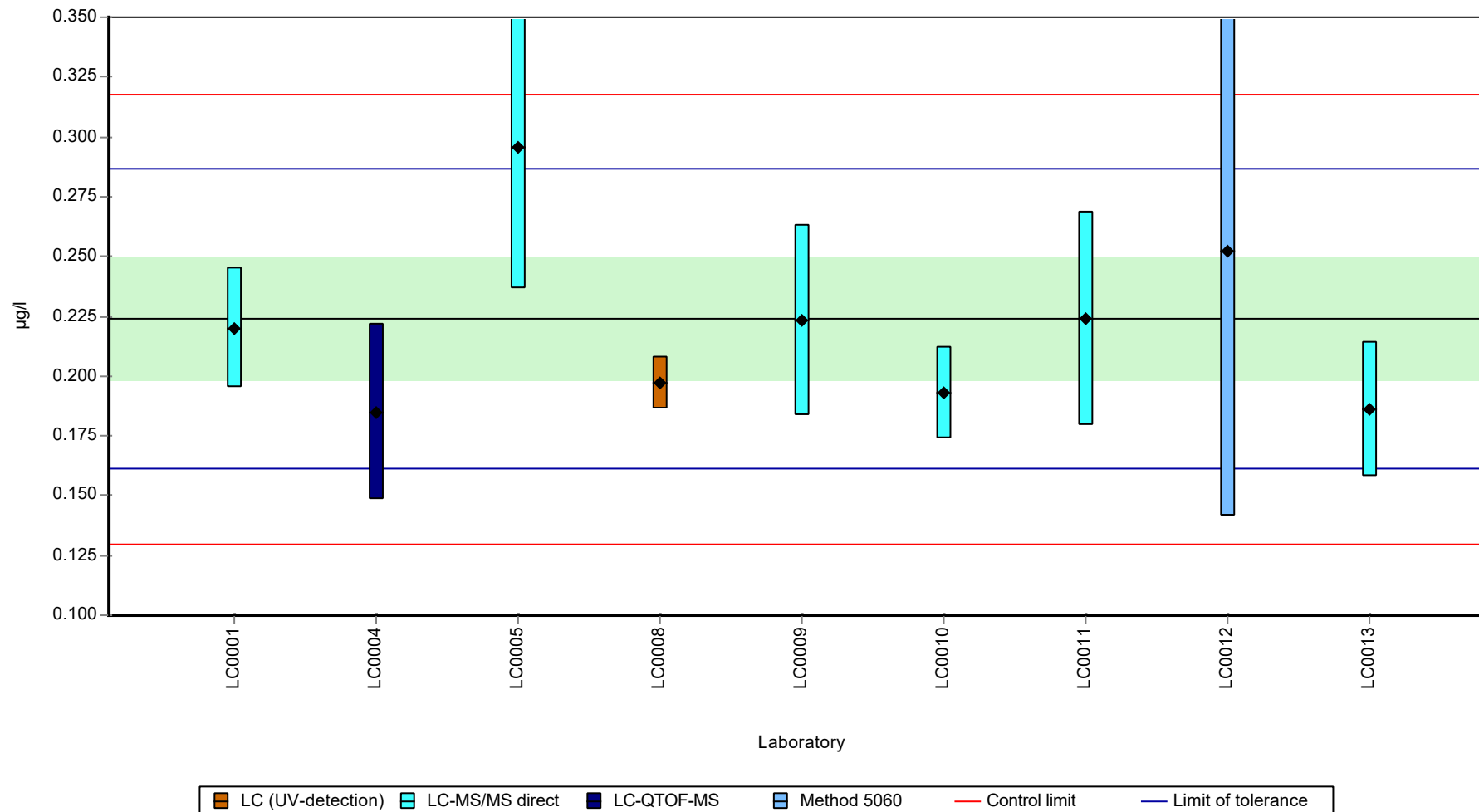
Labcode	Result	± U	Recovery [%]	z-score	Comments
LC0001	0.22	0.0253	98.3	-0.12	
LC0002	-	-	-	-	
LC0003	-	-	-	-	
LC0004	0.185	0.037	82.7	-1.24	
LC0005	0.2955	0.0591	132	2.29	
LC0006	-	-	-	-	
LC0007	-	-	-	-	
LC0008	0.197	0.011	88	-0.86	
LC0009	0.223	0.04	99.6	-0.03	
LC0010	0.193	0.019	86.2	-0.98	
LC0011	0.224	0.045	100	0.01	
LC0012	0.252	0.111	113	0.9	
LC0013	0.186	0.028	83.1	-1.21	
LC0014	-	-	-	-	
LC0015	-	-	-	-	
LC0016	-	-	-	-	
LC0017	-	-	-	-	

Characteristics of parameter

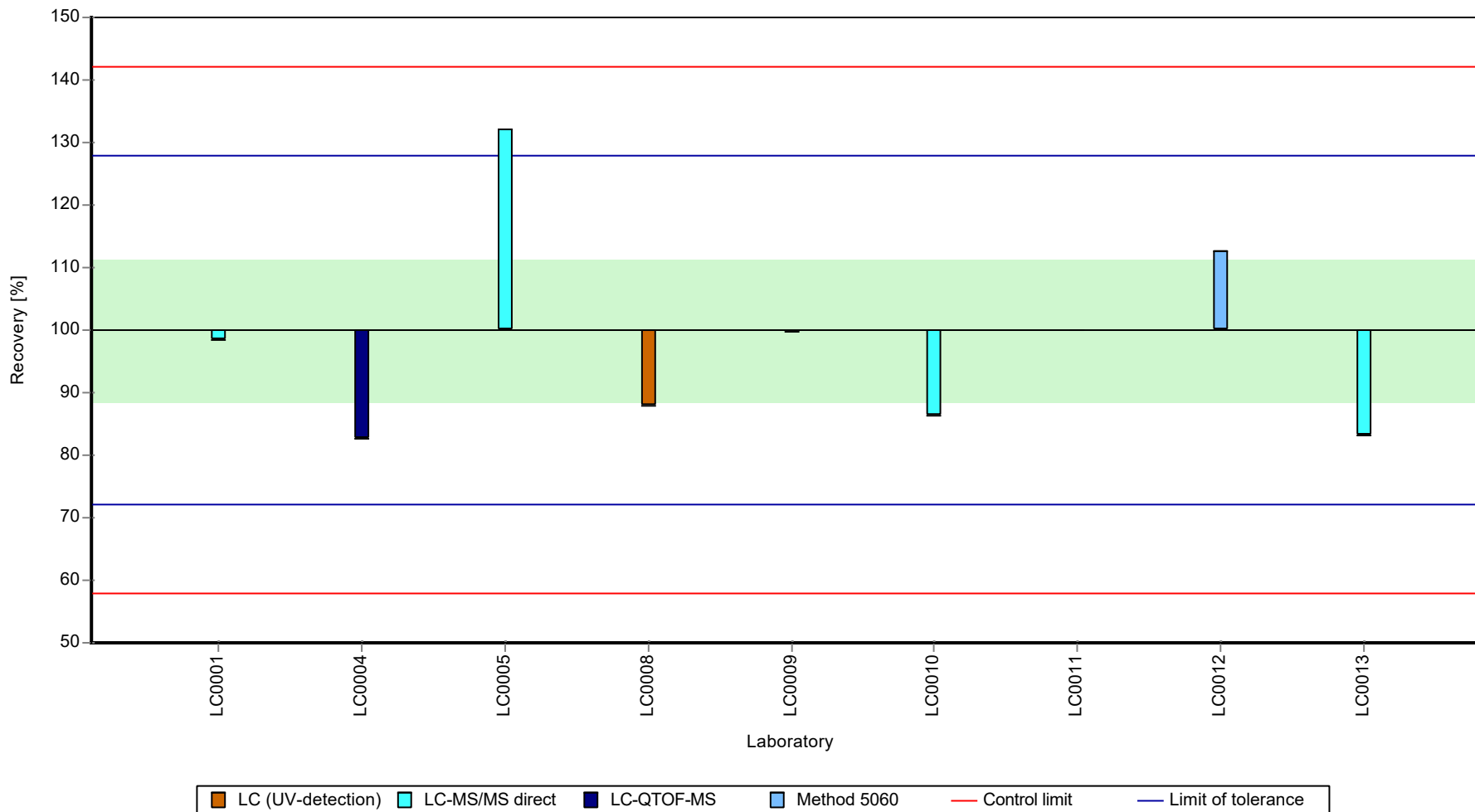
	all results	without outliers	Unit
Mean ± CI (99%)	0.22 ± 0.036	0.22 ± 0.036	µg/l
Minimum	0.185	0.185	µg/l
Maximum	0.296	0.296	µg/l
Standard deviation	0.036	0.036	µg/l
rel. standard deviation	16.4	16.4	%
n	9	9	-

Graphical presentation of results

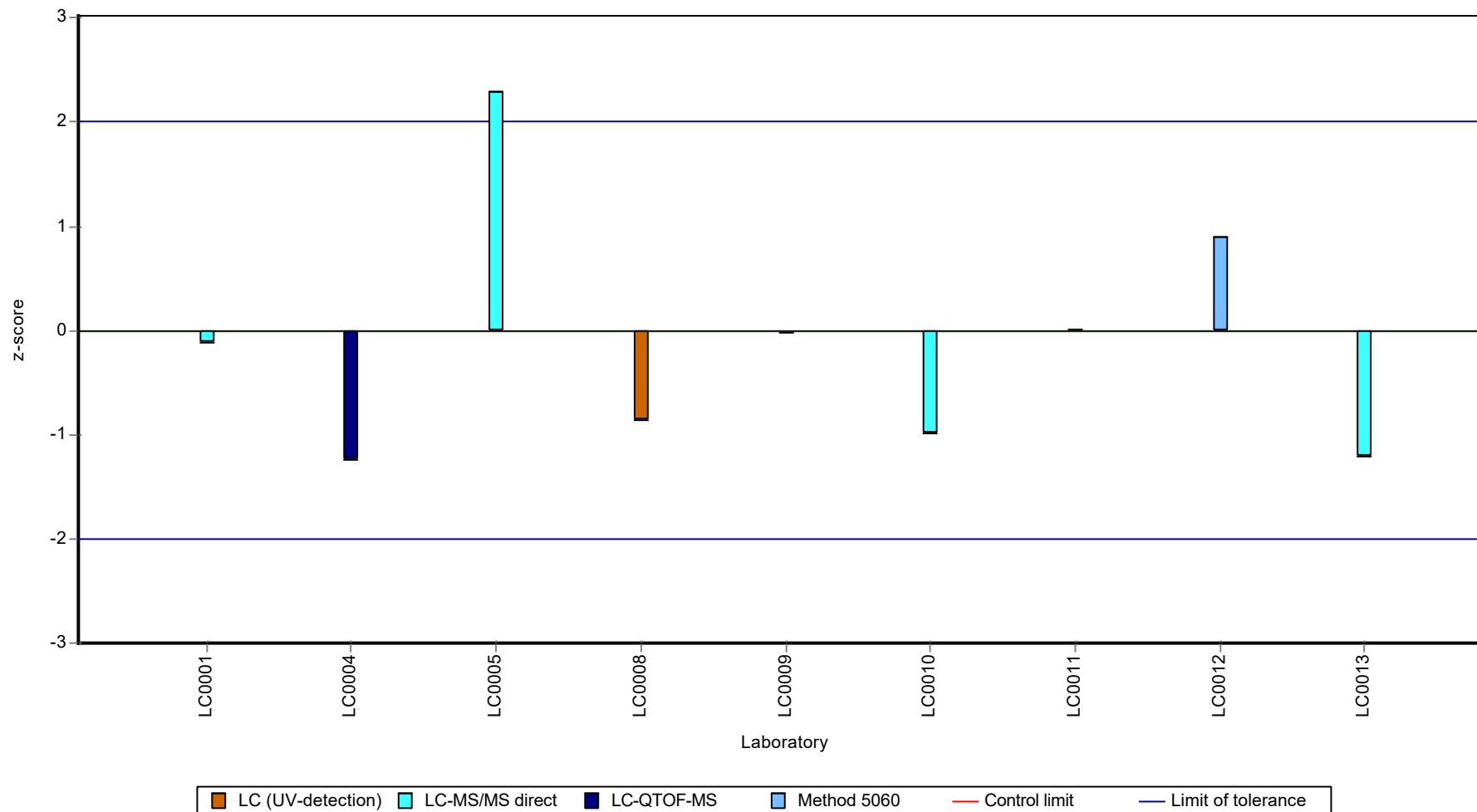
Results



Recovery rate



Z-score



Parameter oriented report

H108 A

Dieldrin

Unit	µg/l
Assigned value ± U (k=2)	0.405 ± 0.0315
Criterion	0.0932 (23 %)
Minimum - Maximum	0.314 - 0.47
Control test value ± U (k=2)	0.42 ± 0.185

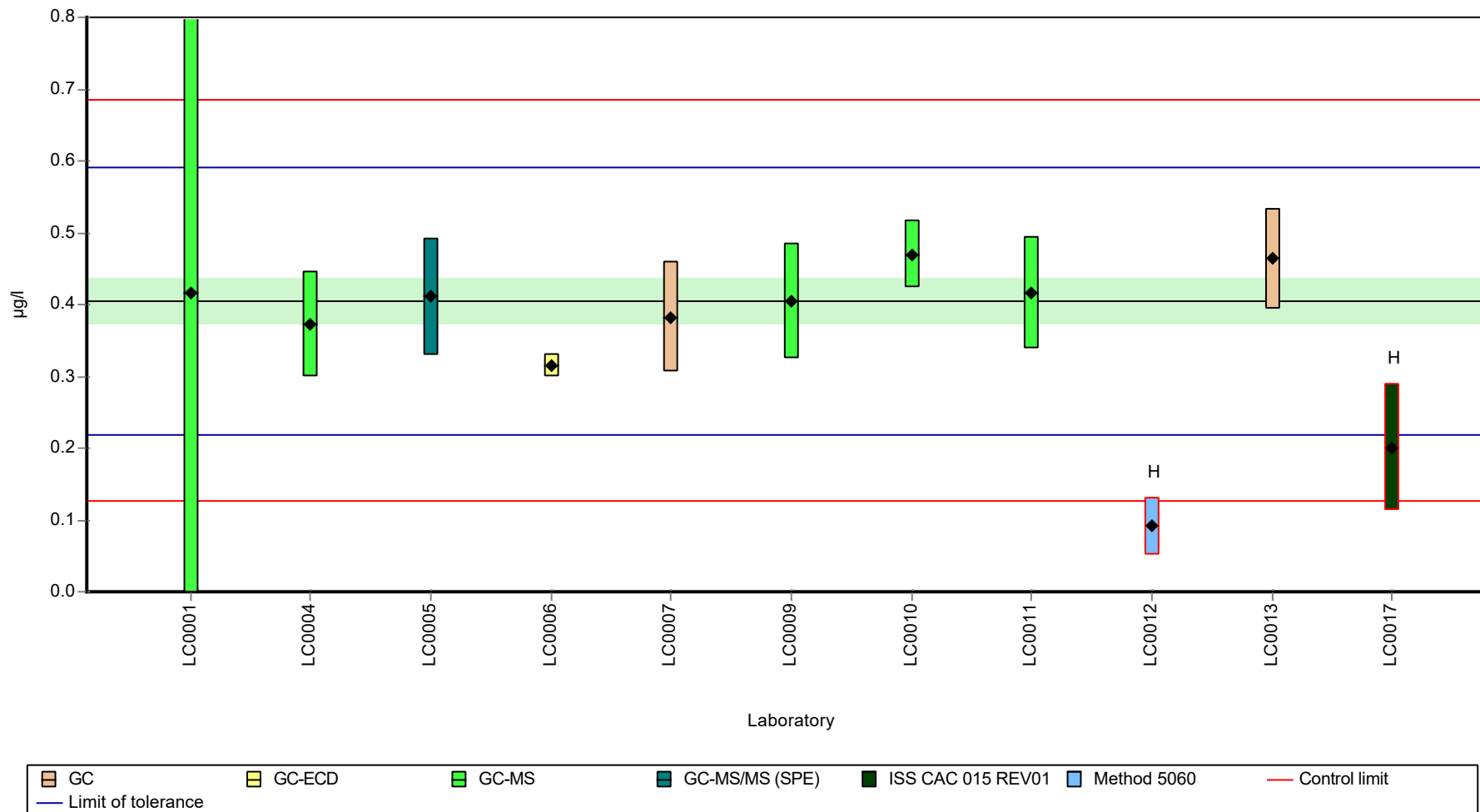
Labcode	Result	± U	Recovery [%]	z-score	Comments
LC0001	0.415	0.768	102	0.1	
LC0002	-	-	-	-	
LC0003	-	-	-	-	
LC0004	0.372	0.074	91.8	-0.36	
LC0005	0.41075	0.08215	101	0.06	
LC0006	0.314	0.0161	77.5	-0.98	
LC0007	0.382	0.077	94.2	-0.25	
LC0008	-	-	-	-	
LC0009	0.404	0.08	99.7	-0.01	
LC0010	0.47	0.047	116	0.69	
LC0011	0.416	0.079	103	0.12	
LC0012	0.091	0.04	22.5	-3.37	H
LC0013	0.464	0.07	114	0.63	
LC0014	-	-	-	-	
LC0015	-	-	-	-	
LC0016	-	-	-	-	
LC0017	0.201	0.088	49.6	-2.19	H

Characteristics of parameter

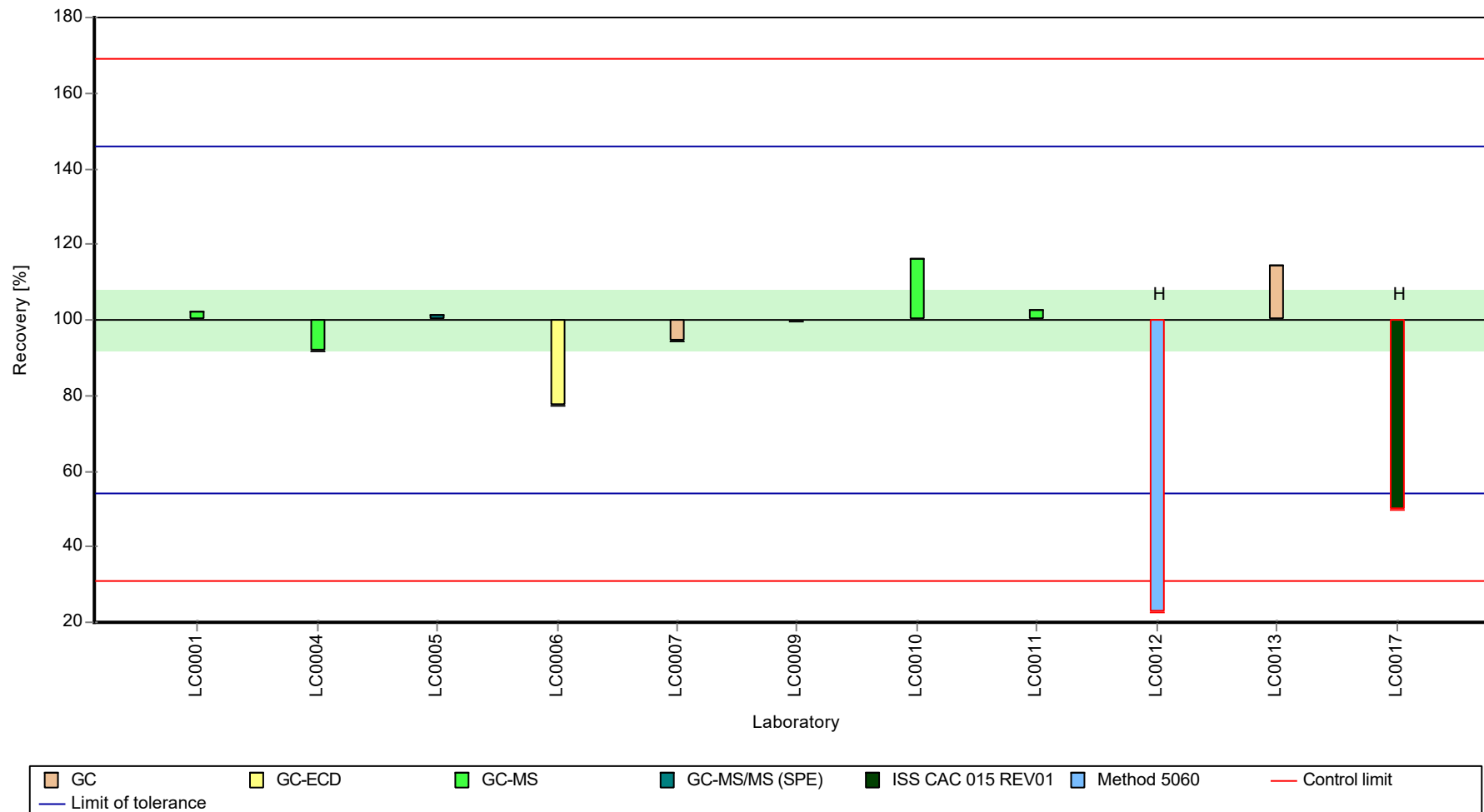
	all results	without outliers	Unit
Mean ± CI (99%)	0.358 ± 0.105	0.405 ± 0.0472	µg/l
Minimum	0.091	0.314	µg/l
Maximum	0.47	0.47	µg/l
Standard deviation	0.116	0.0472	µg/l
rel. standard deviation	32.3	11.7 %	
n	11	9	-

Graphical presentation of results

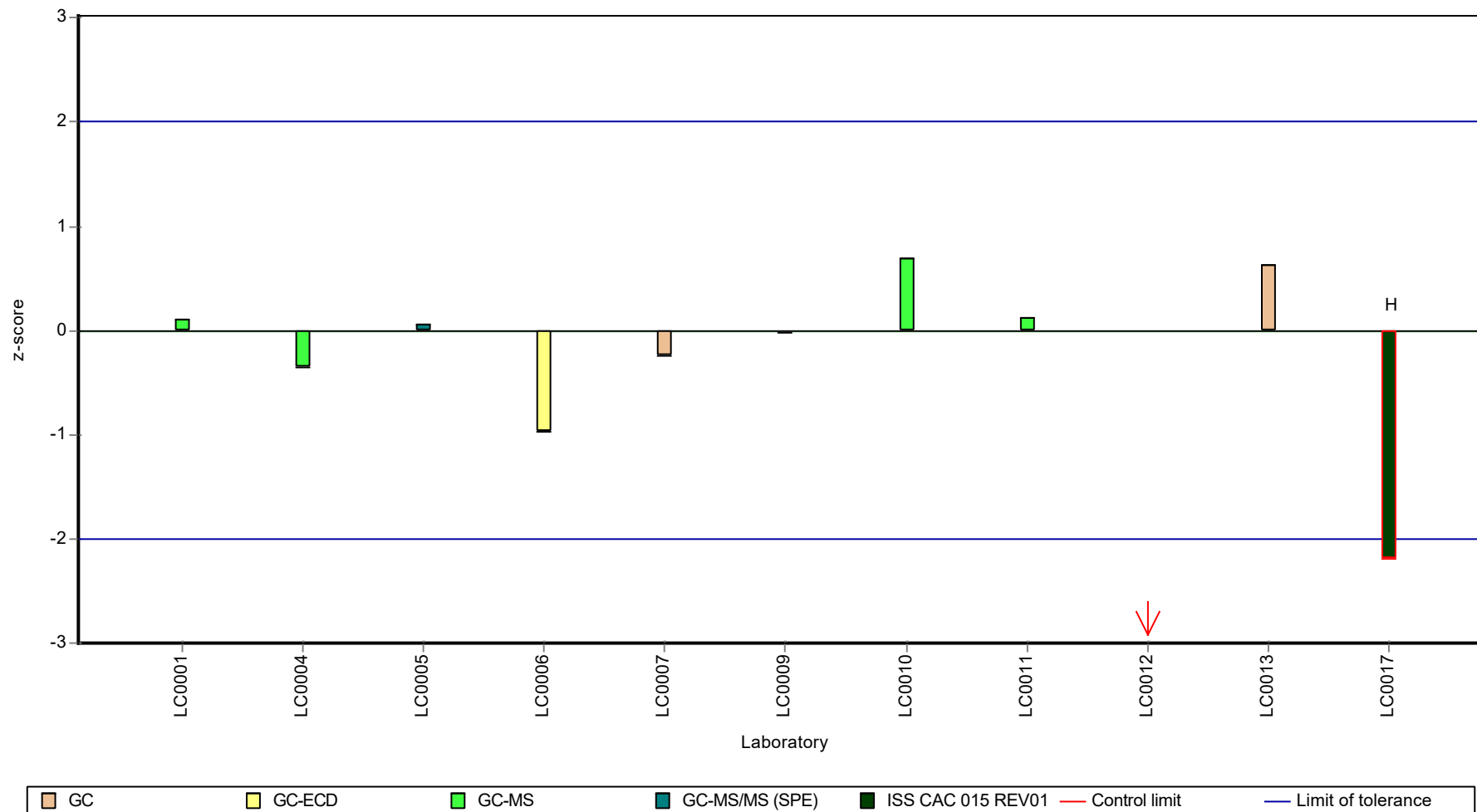
Results



Recovery rate



Z-score



Parameter oriented report

H108 B

Dieldrin

Unit	µg/l
Assigned value ± U (k=2)	0.379 ± 0.0162
Criterion	0.0872 (23 %)
Minimum - Maximum	0.345 - 0.414
Control test value ± U (k=2)	0.382 ± 0.168

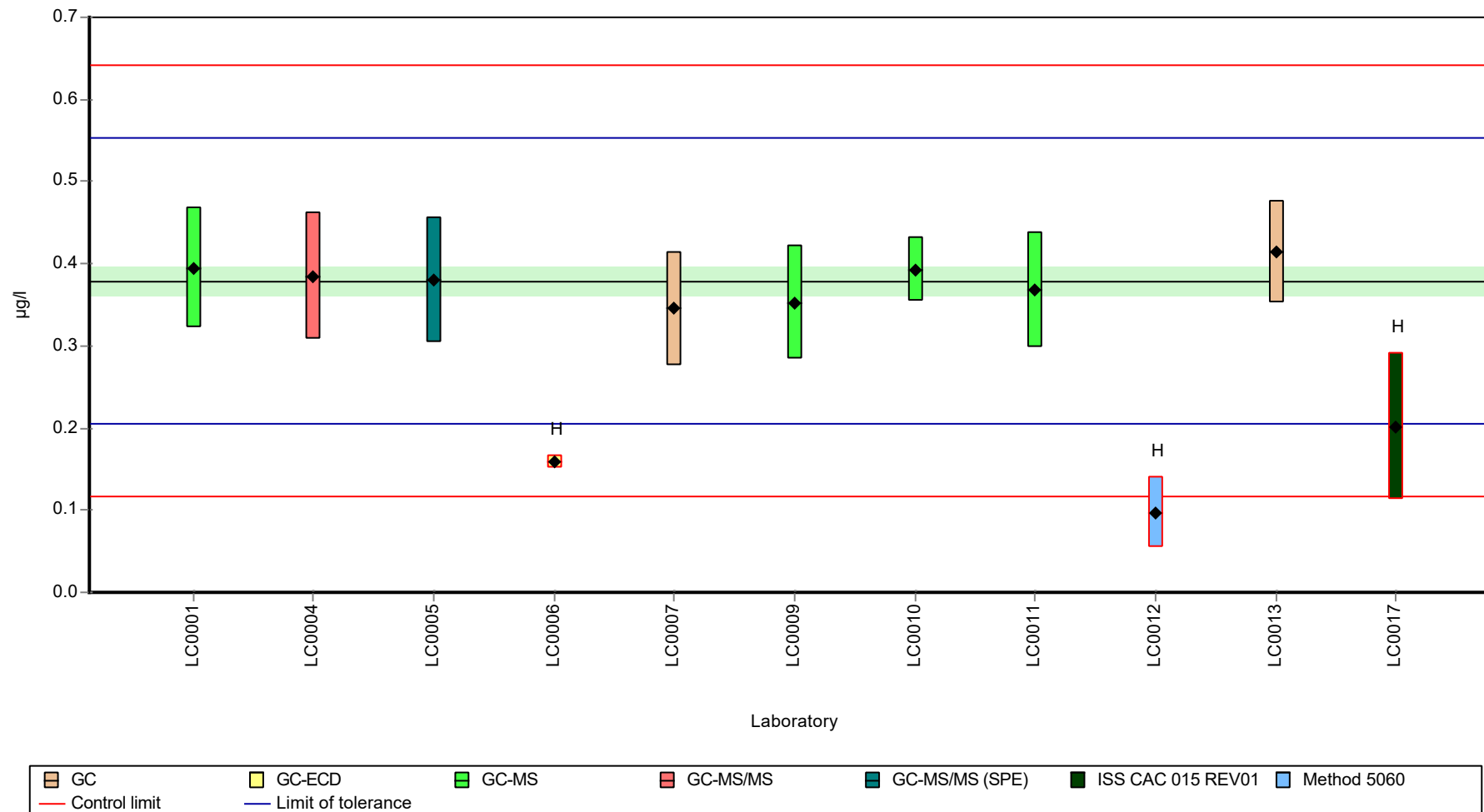
Labcode	Result	± U	Recovery [%]	z-score	Comments
LC0001	0.395	0.0731	104	0.18	
LC0002	-	-	-	-	
LC0003	-	-	-	-	
LC0004	0.385	0.077	102	0.07	
LC0005	0.37975	0.07595	100	0.01	
LC0006	0.158	0.0081	41.7	-2.54	H
LC0007	0.345	0.069	91	-0.39	
LC0008	-	-	-	-	
LC0009	0.353	0.07	93.1	-0.3	
LC0010	0.393	0.039	104	0.16	
LC0011	0.368	0.07	97.1	-0.13	
LC0012	0.097	0.043	25.6	-3.24	H
LC0013	0.414	0.062	109	0.4	
LC0014	-	-	-	-	
LC0015	-	-	-	-	
LC0016	-	-	-	-	
LC0017	0.202	0.089	53.3	-2.03	H

Characteristics of parameter

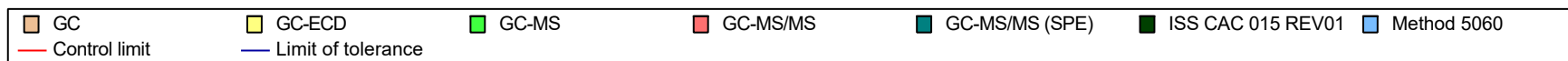
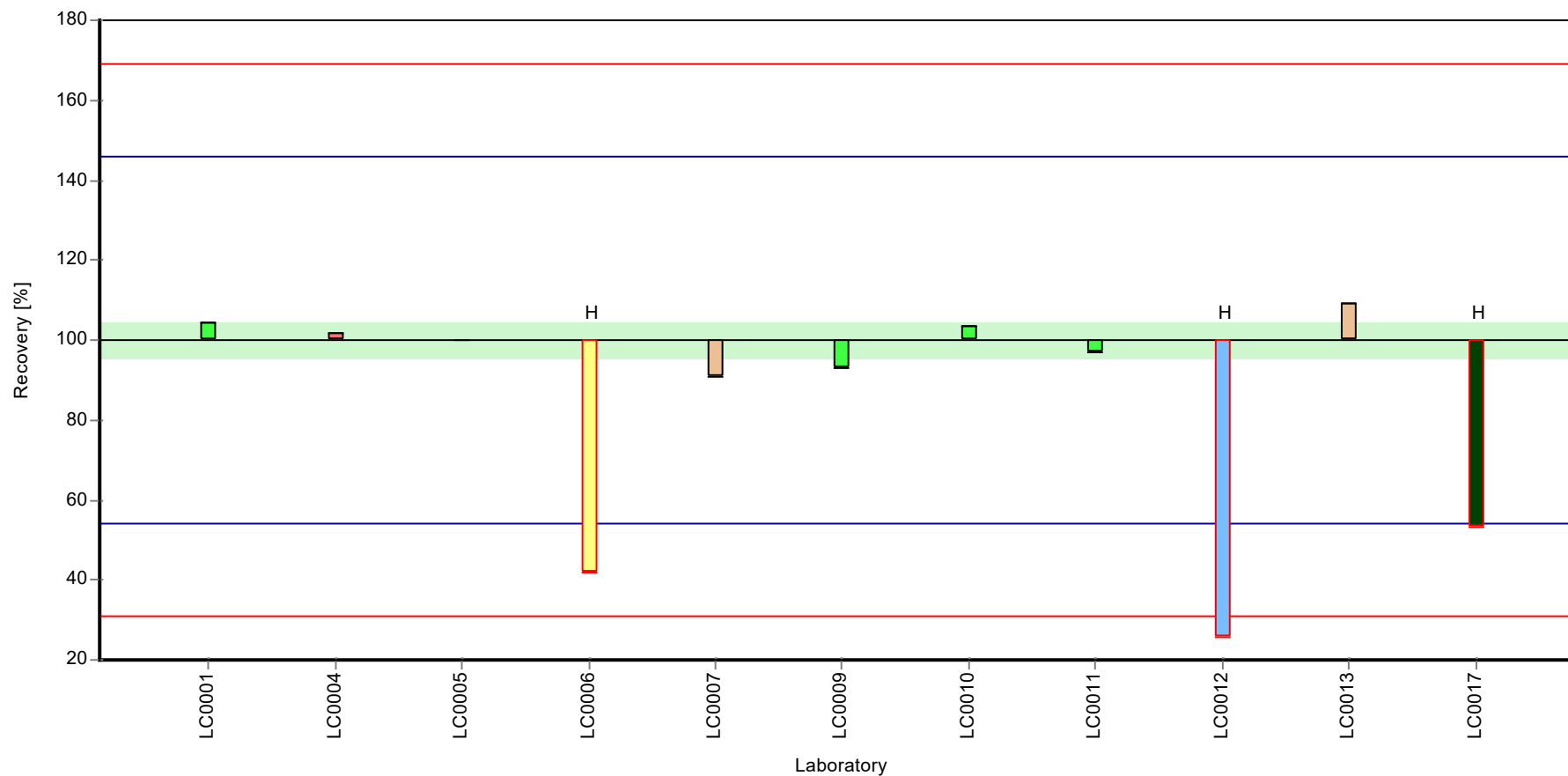
	all results	without outliers	Unit
Mean ± CI (99%)	0.317 ± 0.0997	0.379 ± 0.0243	µg/l
Minimum	0.097	0.345	µg/l
Maximum	0.414	0.414	µg/l
Standard deviation	0.11	0.0229	µg/l
rel. standard deviation	34.7	6.04	%
n	11	8	-

Graphical presentation of results

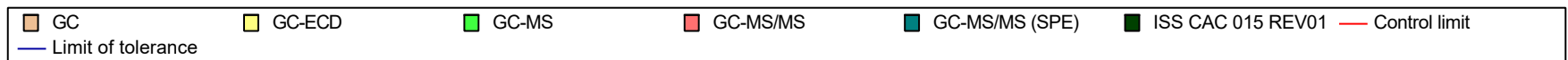
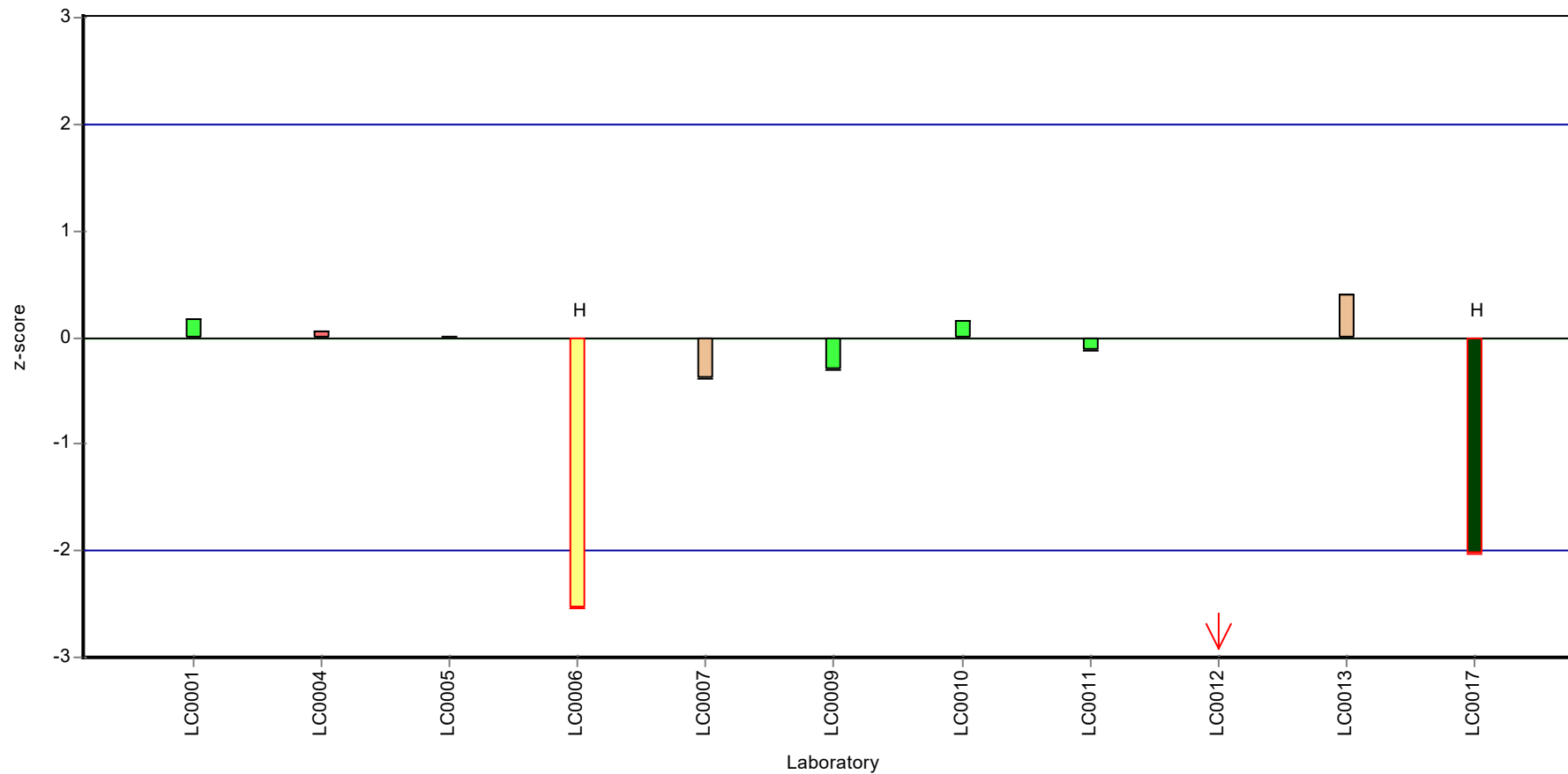
Results



Recovery rate



Z-score



Parameter oriented report

H108 A

Dinotefurane

Unit	µg/l
Assigned value ± U (k=2)	-
Criterion	-
Minimum - Maximum	0.462 - 0.56
Control test value ± U (k=2)	0.666 ± 0.0999

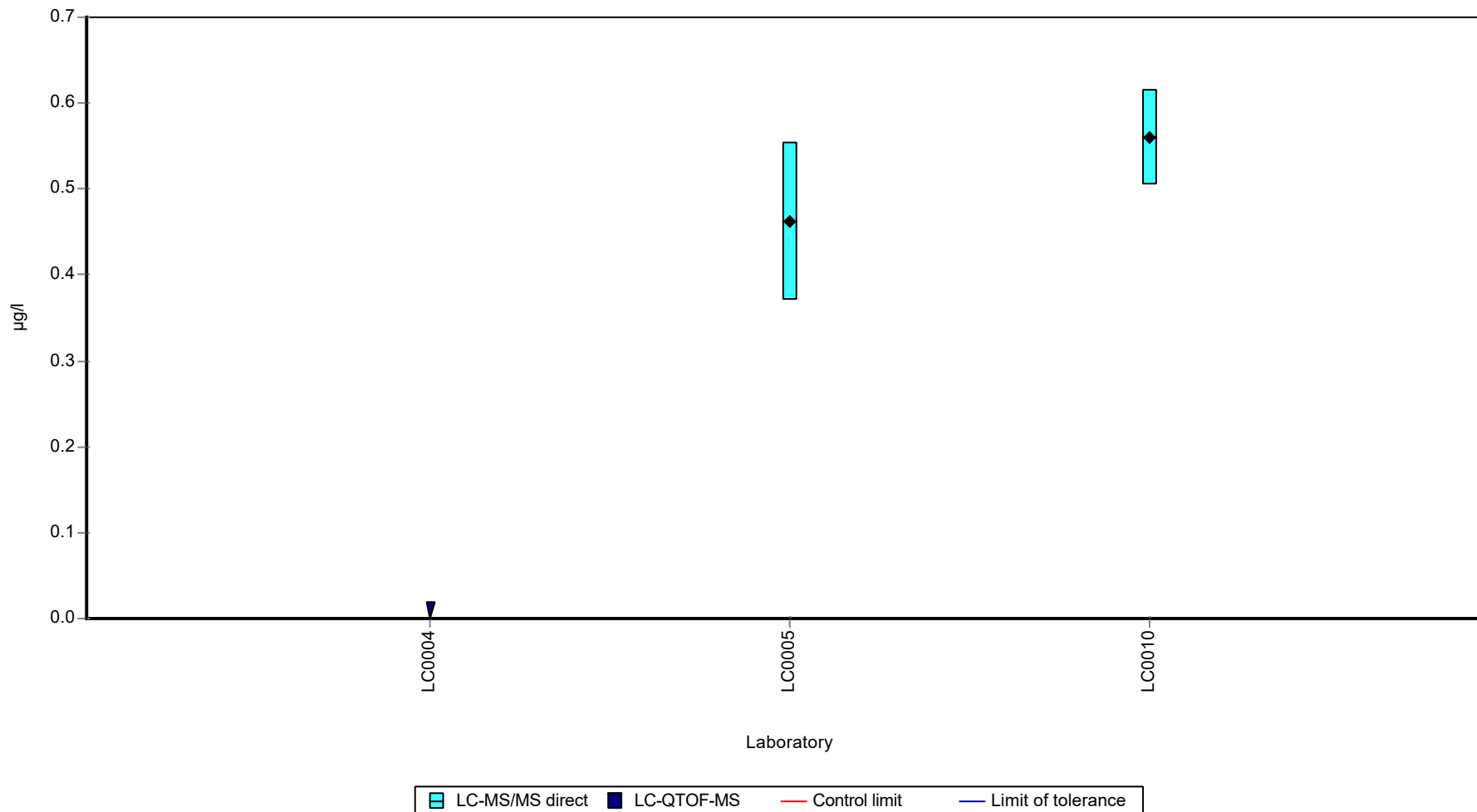
Labcode	Result	± U	Recovery [%]	z-score	Comments
LC0001	-	-	-	-	
LC0002	-	-	-	-	
LC0003	-	-	-	-	
LC0004	< 0.02 (LOQ)	-	-	-	
LC0005	0.4615	0.0923	-	-	
LC0006	-	-	-	-	
LC0007	-	-	-	-	
LC0008	-	-	-	-	
LC0009	-	-	-	-	
LC0010	0.56	0.056	-	-	
LC0011	-	-	-	-	
LC0012	-	-	-	-	
LC0013	-	-	-	-	
LC0014	-	-	-	-	
LC0015	-	-	-	-	
LC0016	-	-	-	-	
LC0017	-	-	-	-	

Characteristics of parameter

	all results	without outliers	Unit
Mean ± CI (99%)	0.511 ± 0.148	-	µg/l
Minimum	0.462	0.462	µg/l
Maximum	0.56	0.56	µg/l
Standard deviation	0.0697	-	µg/l
rel. standard deviation	13.6	-	%
n	2	2	-

Graphical presentation of results

Results



Parameter oriented report

H108 B

Dinotefurane

Unit	µg/l
Assigned value ± U (k=2)	-
Criterion	-
Minimum - Maximum	0.239 - 0.275
Control test value ± U (k=2)	0.27 ± 0.0404

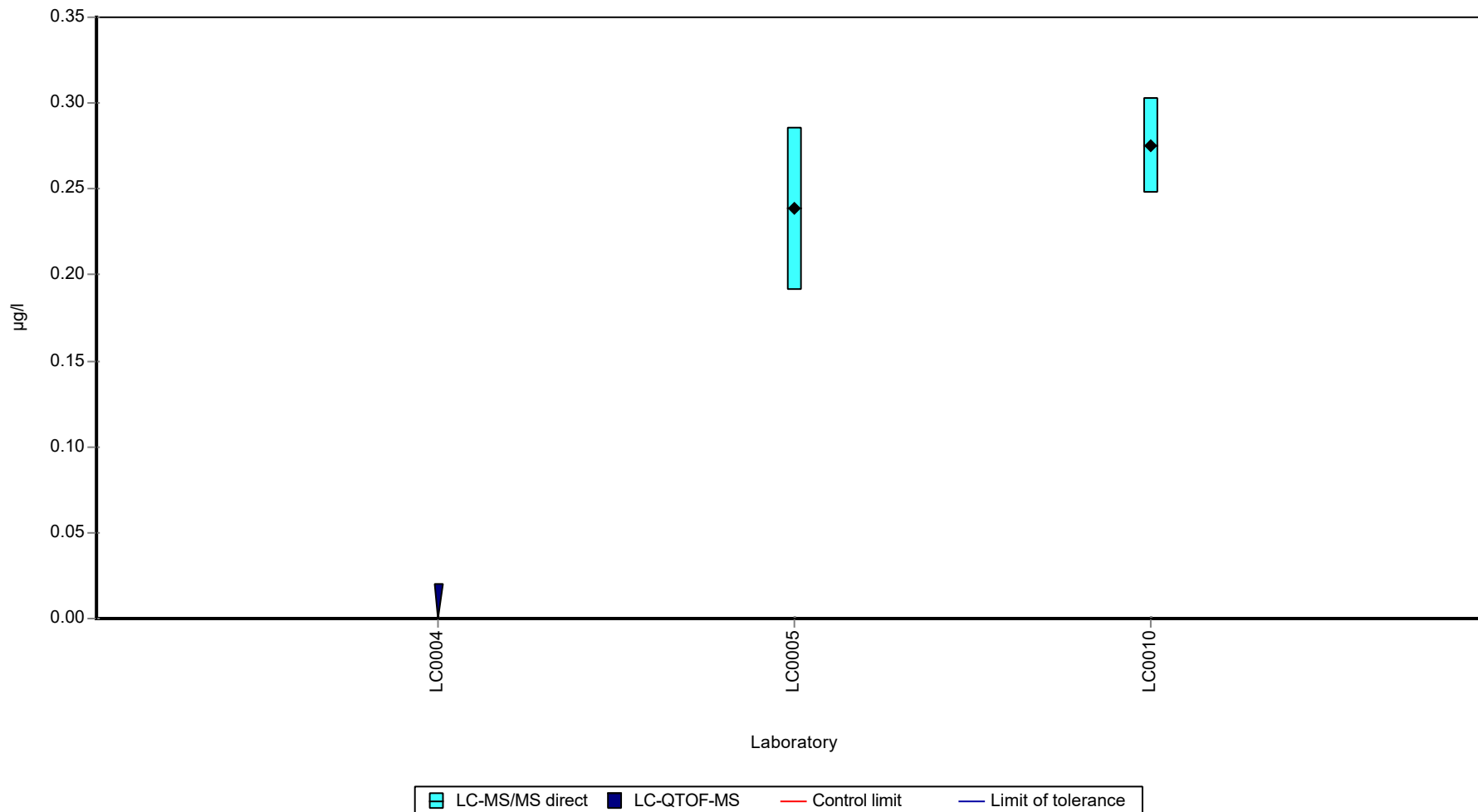
Labcode	Result	± U	Recovery [%]	z-score	Comments
LC0001	-	-	-	-	
LC0002	-	-	-	-	
LC0003	-	-	-	-	
LC0004	< 0.02 (LOQ)	-	-	-	
LC0005	0.2385	0.0477	-	-	
LC0006	-	-	-	-	
LC0007	-	-	-	-	
LC0008	-	-	-	-	
LC0009	-	-	-	-	
LC0010	0.275	0.028	-	-	
LC0011	-	-	-	-	
LC0012	-	-	-	-	
LC0013	-	-	-	-	
LC0014	-	-	-	-	
LC0015	-	-	-	-	
LC0016	-	-	-	-	
LC0017	-	-	-	-	

Characteristics of parameter

	all results	without outliers	Unit
Mean ± CI (99%)	0.257 ± 0.0547	-	µg/l
Minimum	0.239	0.239	µg/l
Maximum	0.275	0.275	µg/l
Standard deviation	0.0258	-	µg/l
rel. standard deviation	10.1	-	%
n	2	2	-

Graphical presentation of results

Results



Parameter oriented report

H108 A

Endrin

Unit	µg/l
Assigned value ± U (k=2)	0.184 ± 0.0299
Criterion	0.0331 (18 %)
Minimum - Maximum	0.102 - 0.245
Control test value ± U (k=2)	0.2 ± 0.06

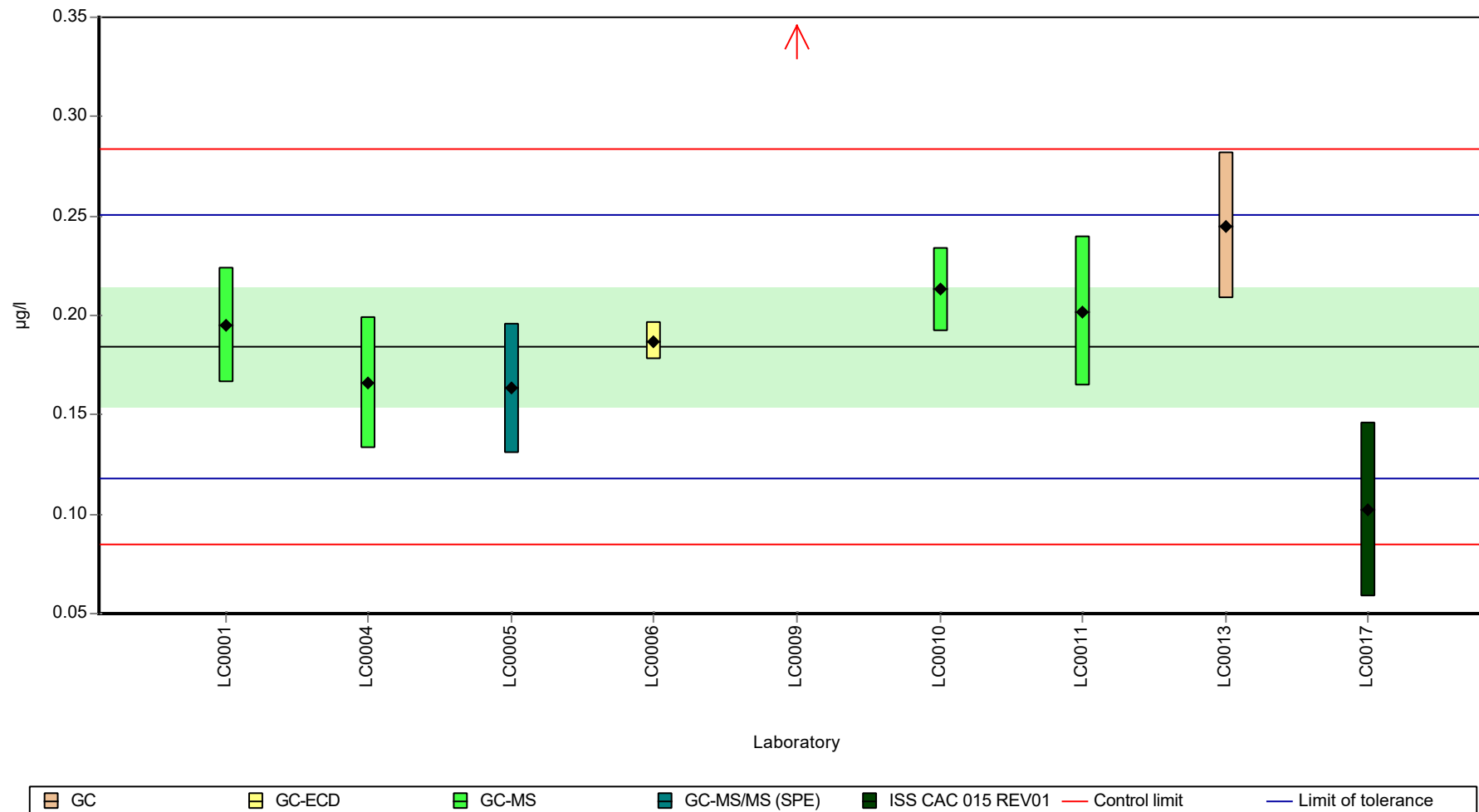
Labcode	Result	± U	Recovery [%]	z-score	Comments
LC0001	0.195	0.0293	106	0.33	
LC0002	-	-	-	-	
LC0003	-	-	-	-	
LC0004	0.166	0.033	90.1	-0.55	
LC0005	0.16325	0.03265	88.6	-0.63	
LC0006	0.187	0.0094	102	0.09	
LC0007	-	-	-	-	
LC0008	-	-	-	-	
LC0009	0.449	0.09	244	7.99	H
LC0010	0.213	0.021	116	0.87	
LC0011	0.202	0.038	110	0.54	
LC0012	-	-	-	-	
LC0013	0.245	0.037	133	1.84	
LC0014	-	-	-	-	
LC0015	-	-	-	-	
LC0016	-	-	-	-	
LC0017	0.102	0.044	55.4	-2.48	

Characteristics of parameter

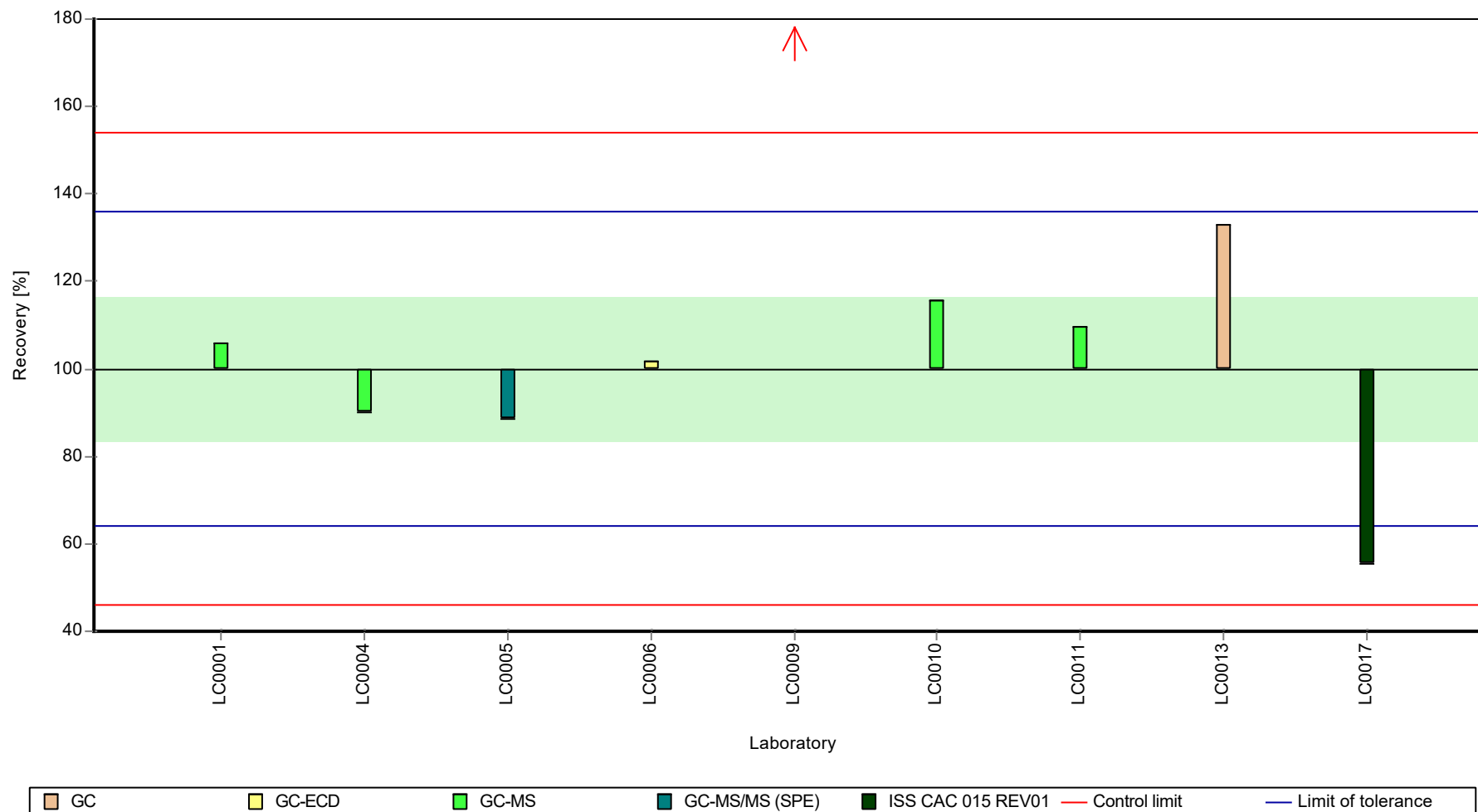
	all results	without outliers	Unit
Mean ± CI (99%)	0.214 ± 0.0967	0.184 ± 0.0448	µg/l
Minimum	0.102	0.102	µg/l
Maximum	0.449	0.245	µg/l
Standard deviation	0.0967	0.0422	µg/l
rel. standard deviation	45.3	22.9	%
n	9	8	-

Graphical presentation of results

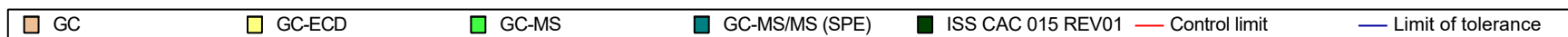
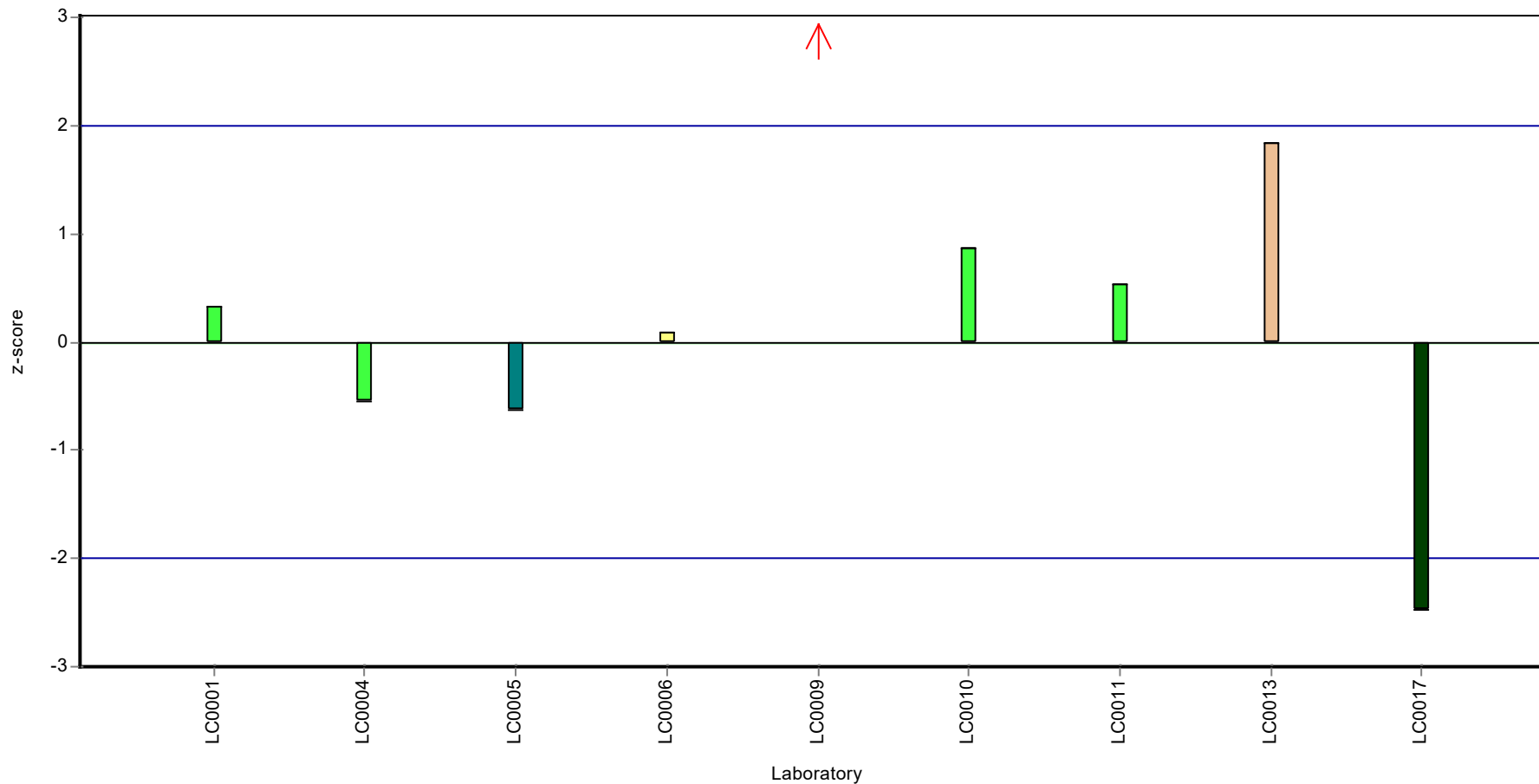
Results



Recovery rate



Z-score



Parameter oriented report

H108 B

Endrin

Unit	µg/l
Assigned value ± U (k=2)	0.424 ± 0.0371
Criterion	0.0763 (18 %)
Minimum - Maximum	0.361 - 0.514
Control test value ± U (k=2)	0.438 ± 0.131

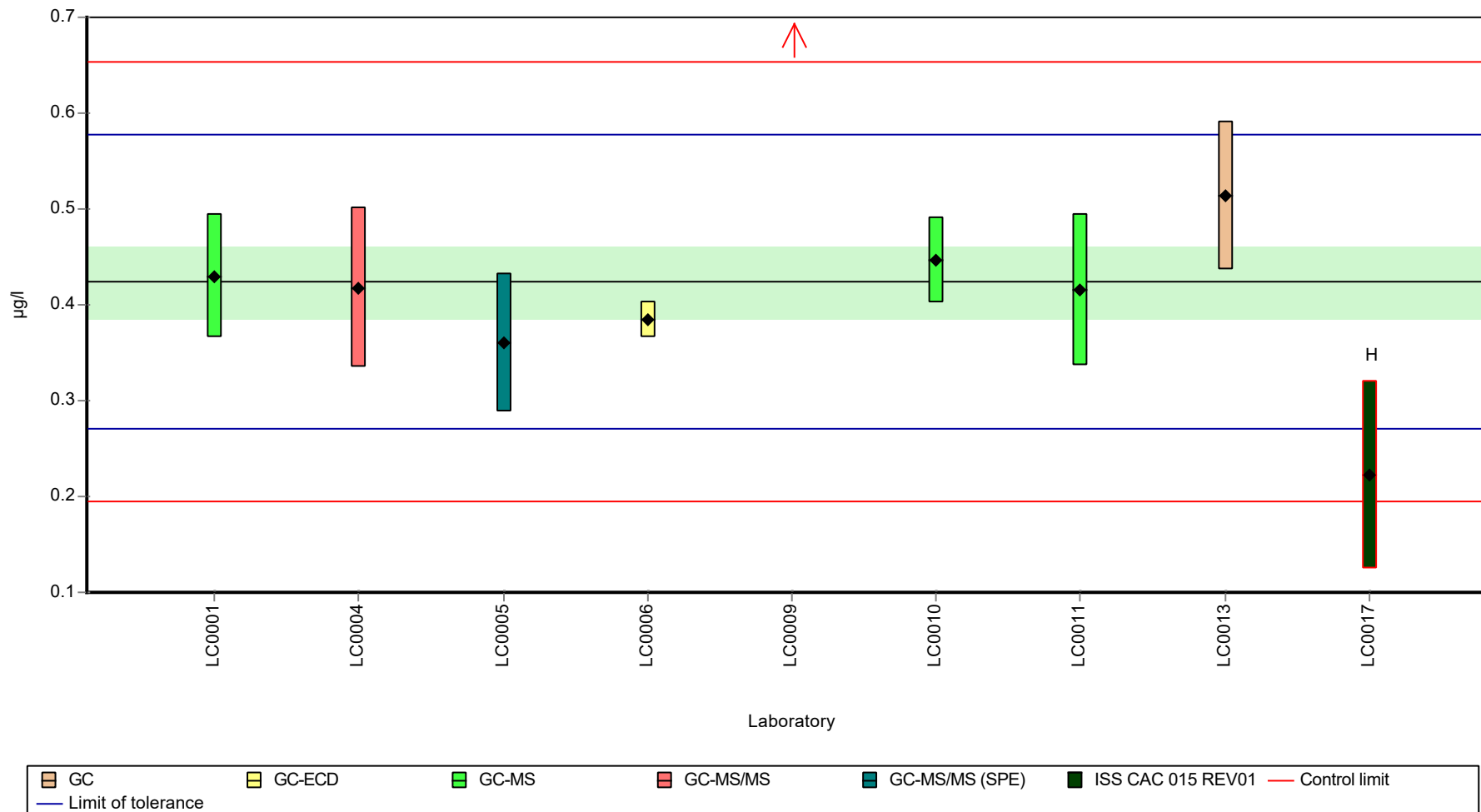
Labcode	Result	± U	Recovery [%]	z-score	Comments
LC0001	0.43	0.0645	101	0.08	
LC0002	-	-	-	-	
LC0003	-	-	-	-	
LC0004	0.418	0.084	98.6	-0.08	
LC0005	0.3605	0.0721	85	-0.83	
LC0006	0.384	0.0193	90.6	-0.53	
LC0007	-	-	-	-	
LC0008	-	-	-	-	
LC0009	0.847	0.17	200	5.54	H
LC0010	0.447	0.045	105	0.3	
LC0011	0.415	0.079	97.9	-0.12	
LC0012	-	-	-	-	
LC0013	0.514	0.077	121	1.18	
LC0014	-	-	-	-	
LC0015	-	-	-	-	
LC0016	-	-	-	-	
LC0017	0.222	0.098	52.3	-2.65	H

Characteristics of parameter

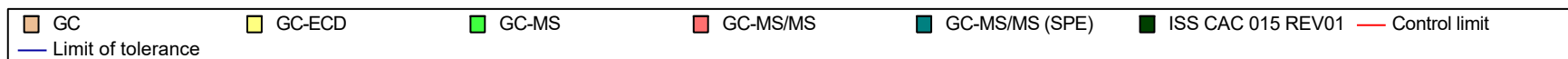
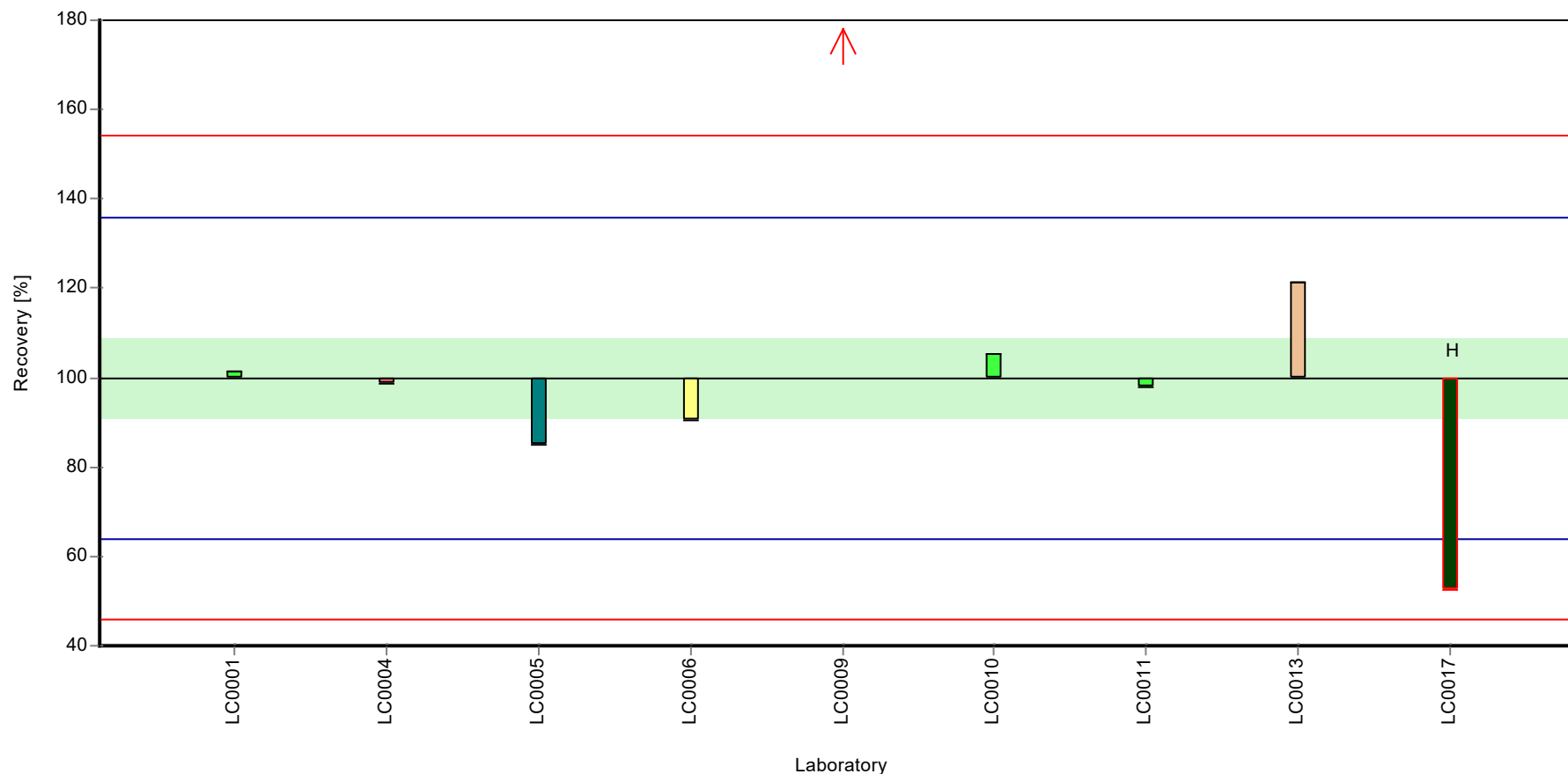
	all results	without outliers	Unit
Mean ± CI (99%)	0.449 ± 0.169	0.424 ± 0.0556	µg/l
Minimum	0.222	0.361	µg/l
Maximum	0.847	0.514	µg/l
Standard deviation	0.169	0.049	µg/l
rel. standard deviation	37.7	11.6	%
n	9	7	-

Graphical presentation of results

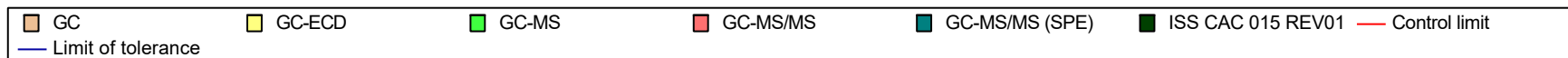
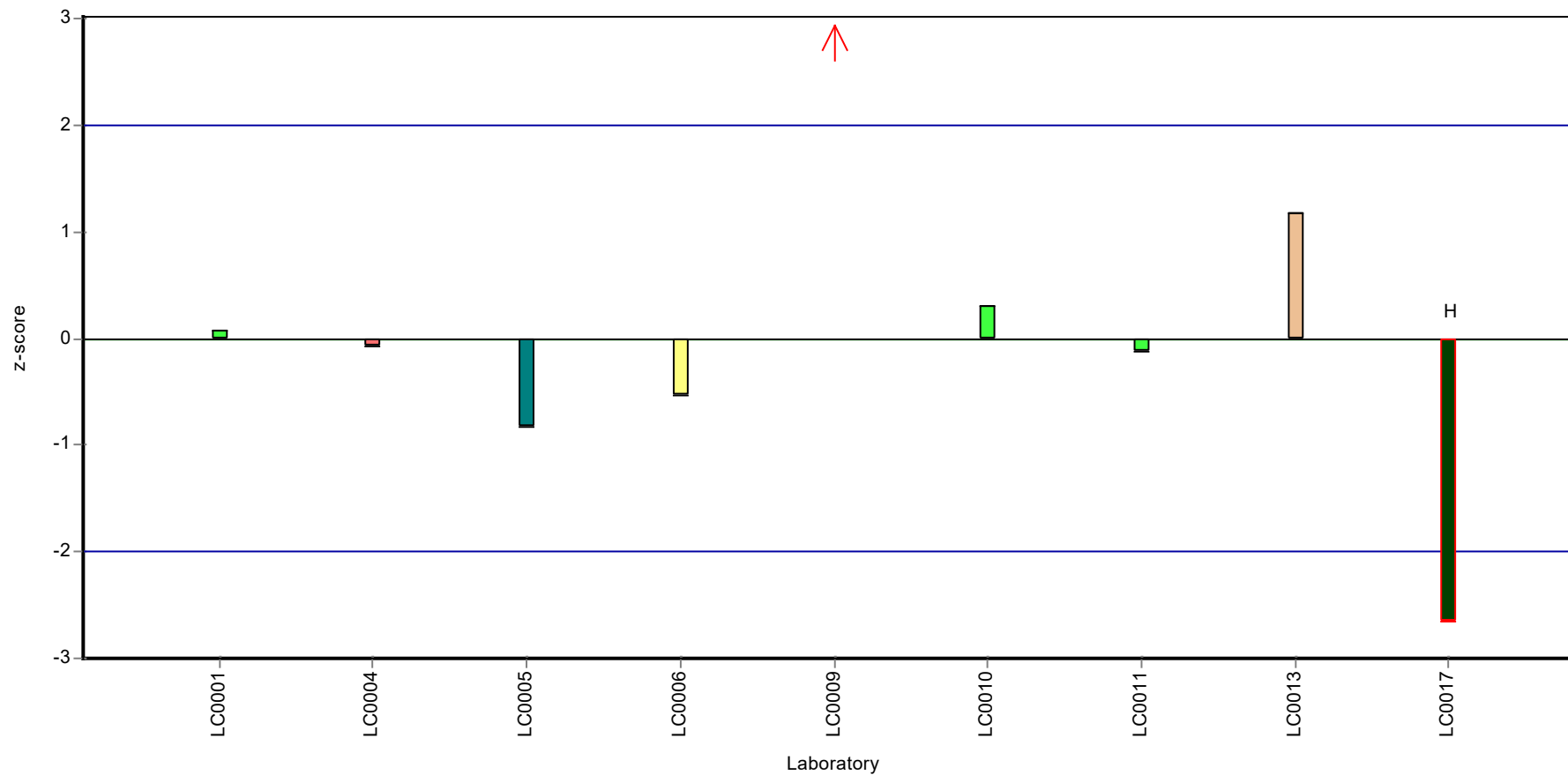
Results



Recovery rate



Z-score



Parameter oriented report

H108 A

Heptachlor

Unit	µg/l
Assigned value ± U (k=2)	0.437 ± 0.136
Criterion	0.201 (46 %)
Minimum - Maximum	0.06 - 0.837
Control test value ± U (k=2)	0.498 ± 0.209

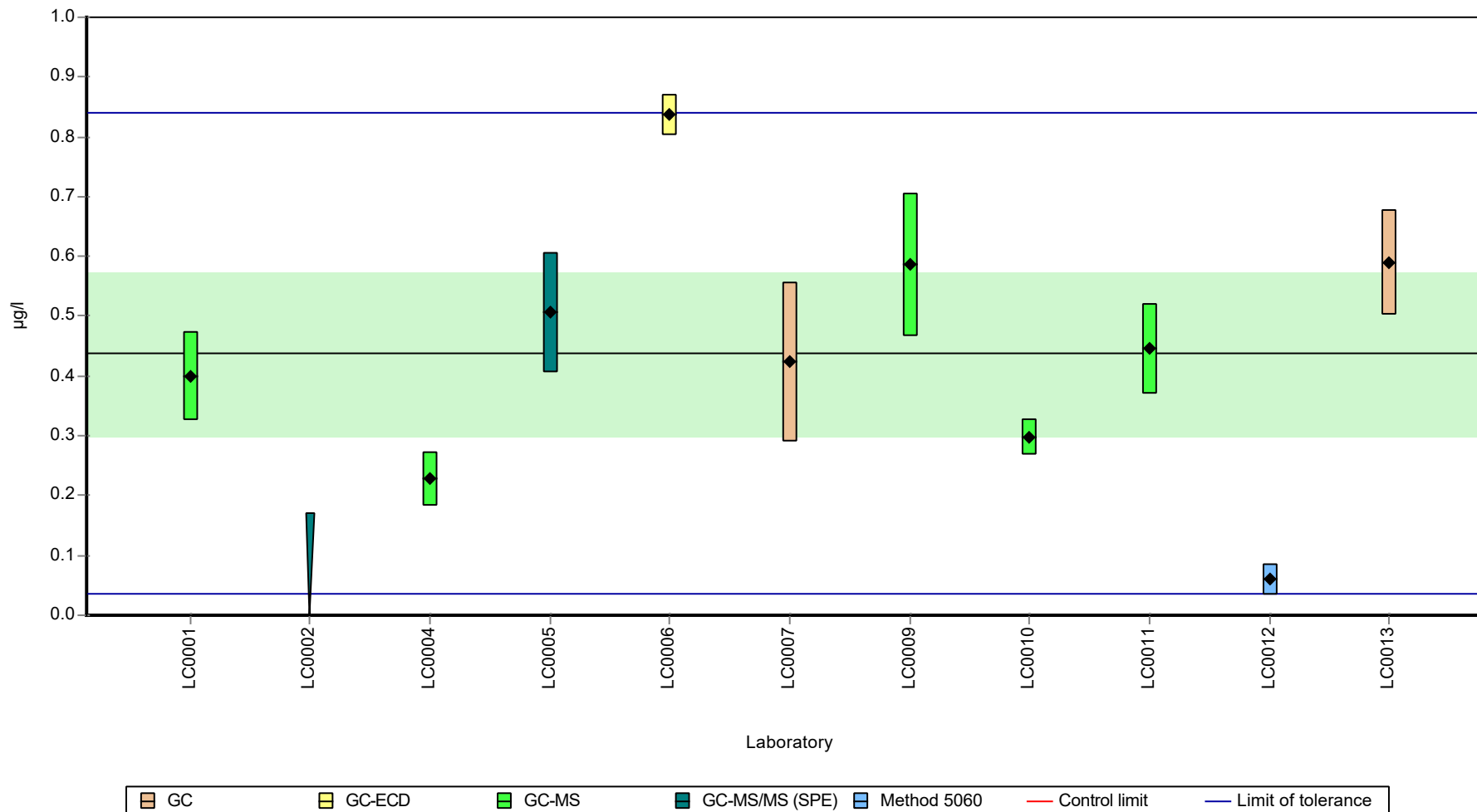
Labcode	Result	± U	Recovery [%]	z-score	Comments
LC0001	0.4	0.074	91.5	-0.18	
LC0002	< 0.17 (LOQ)	-	-	-	
LC0003	-	-	-	-	
LC0004	0.228	0.046	52.2	-1.04	
LC0005	0.50575	0.10115	116	0.34	
LC0006	0.837	0.0345	191	1.99	
LC0007	0.423	0.134	96.8	-0.07	
LC0008	-	-	-	-	
LC0009	0.586	0.12	134	0.74	
LC0010	0.297	0.03	67.9	-0.7	
LC0011	0.446	0.076	102	0.04	
LC0012	0.06	0.026	13.7	-1.88	
LC0013	0.589	0.088	135	0.76	
LC0014	-	-	-	-	
LC0015	-	-	-	-	
LC0016	-	-	-	-	
LC0017	-	-	-	-	

Characteristics of parameter

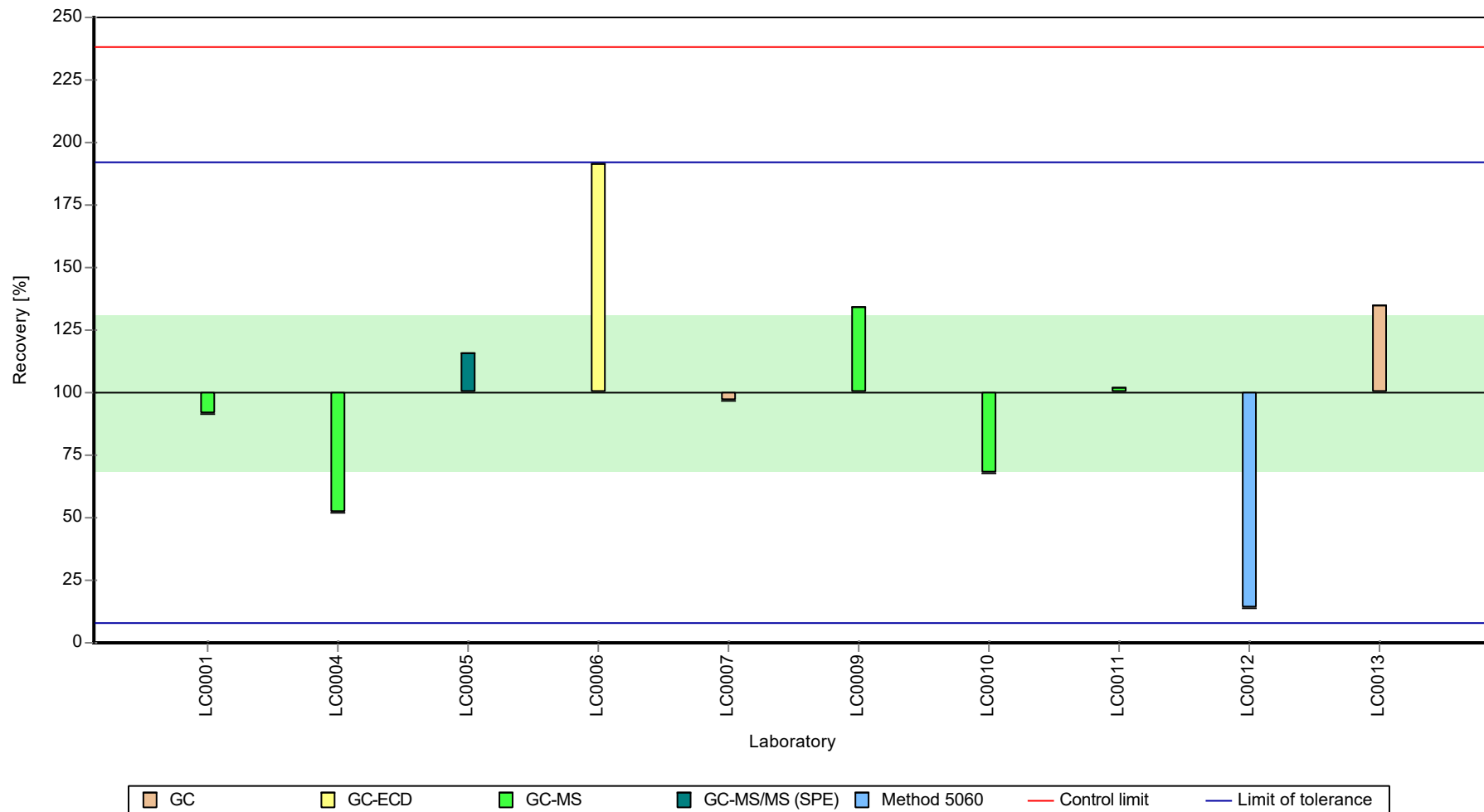
	all results	without outliers	Unit
Mean ± CI (99%)	0.437 ± 0.204	0.437 ± 0.204	µg/l
Minimum	0.06	0.06	µg/l
Maximum	0.837	0.837	µg/l
Standard deviation	0.215	0.215	µg/l
rel. standard deviation	49.2	49.2	%
n	10	10	-

Graphical presentation of results

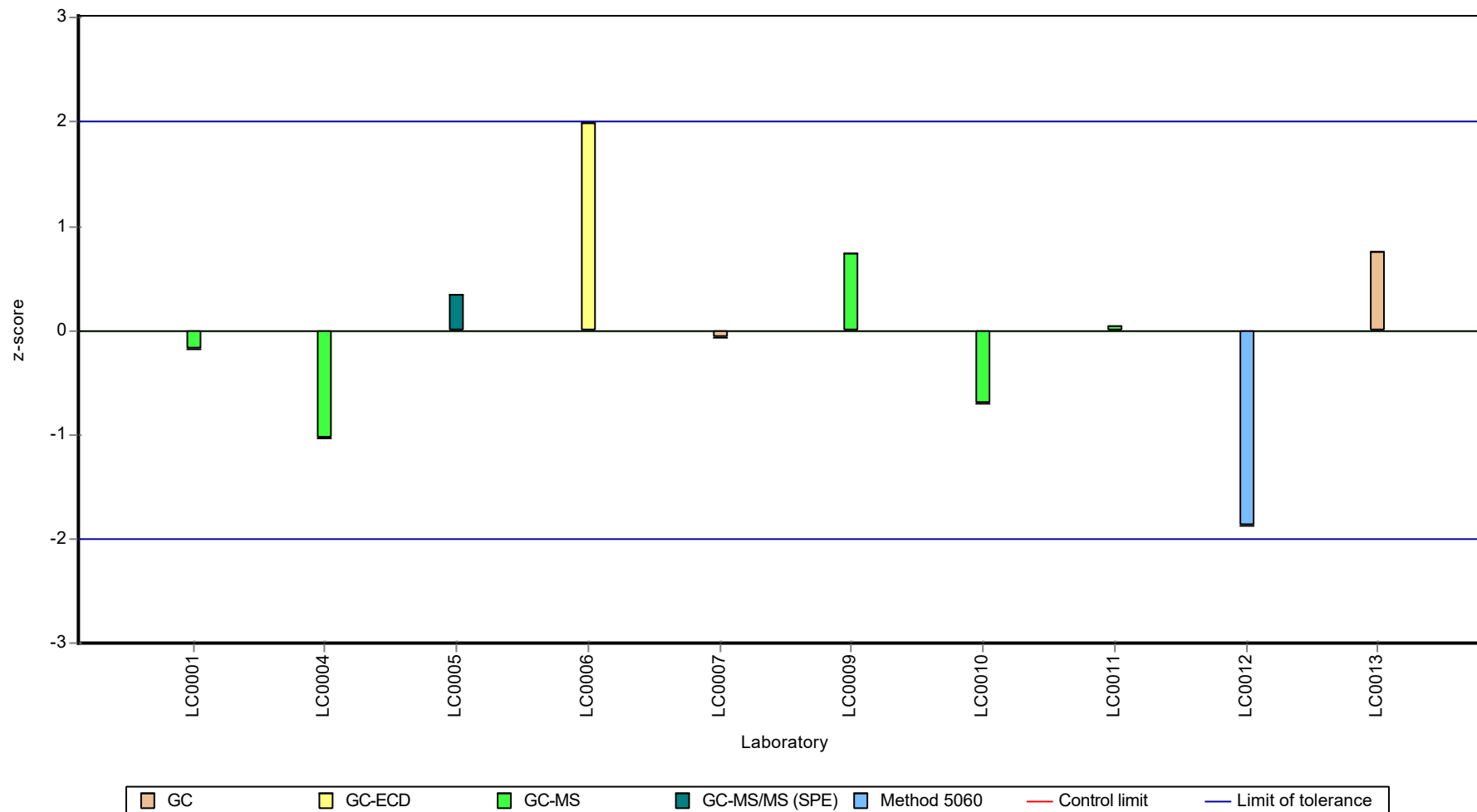
Results



Recovery rate



Z-score



Parameter oriented report

H108 B

Heptachlor

Unit	µg/l
Assigned value ± U (k=2)	0.112 ± 0.0268
Criterion	0.0516 (46 %)
Minimum - Maximum	0.027 - 0.167
Control test value ± U (k=2)	0.134 ± 0.0563

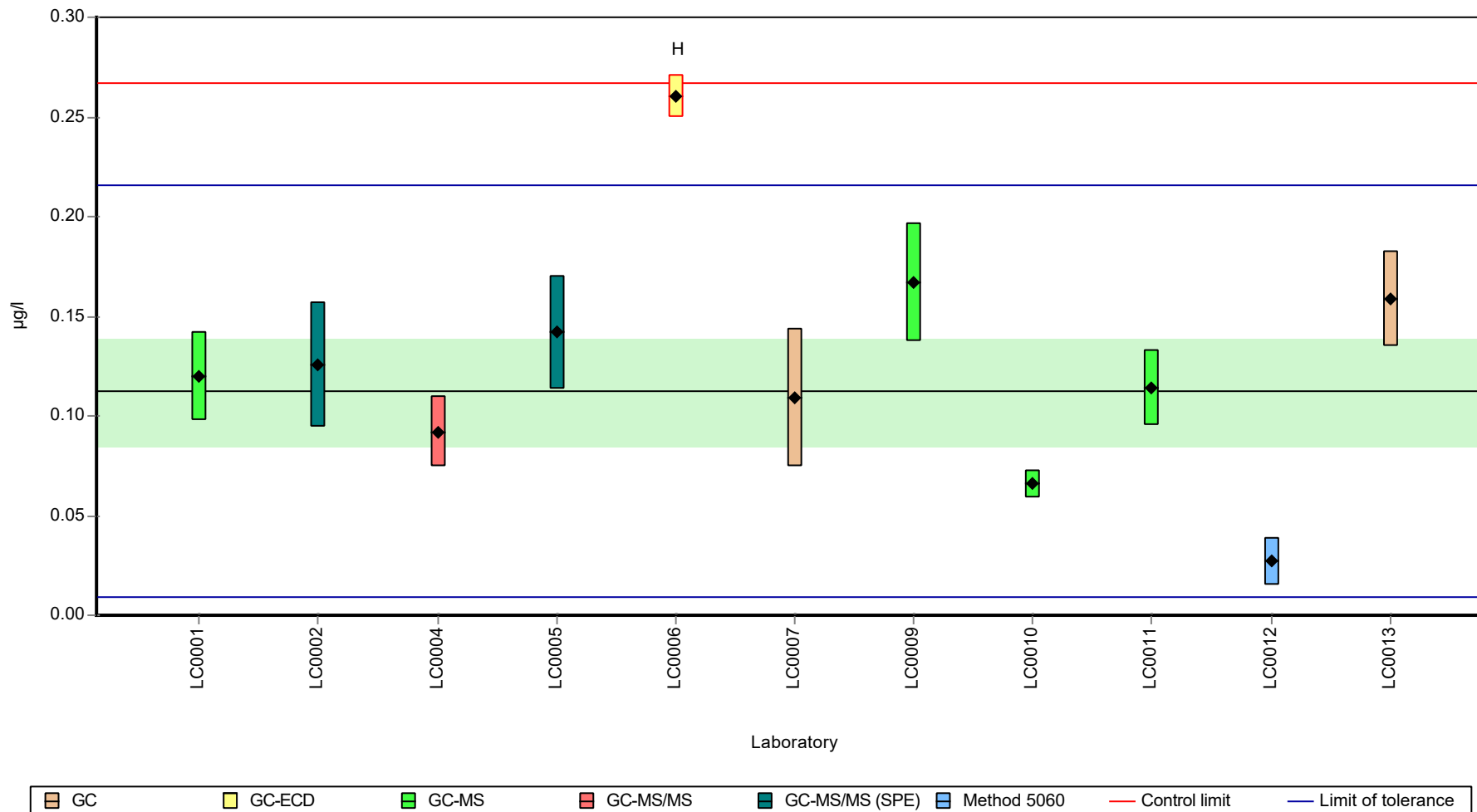
Labcode	Result	± U	Recovery [%]	z-score	Comments
LC0001	0.12	0.0222	107	0.15	
LC0002	0.1256	0.0314	112	0.26	
LC0003	-	-	-	-	
LC0004	0.092	0.018	82	-0.39	
LC0005	0.14175	0.02835	126	0.57	
LC0006	0.26	0.0107	232	2.87	H
LC0007	0.109	0.035	97.2	-0.06	
LC0008	-	-	-	-	
LC0009	0.167	0.03	149	1.06	
LC0010	0.066	0.007	58.9	-0.89	
LC0011	0.114	0.019	102	0.04	
LC0012	0.027	0.012	24.1	-1.65	
LC0013	0.159	0.024	142	0.91	
LC0014	-	-	-	-	
LC0015	-	-	-	-	
LC0016	-	-	-	-	
LC0017	-	-	-	-	

Characteristics of parameter

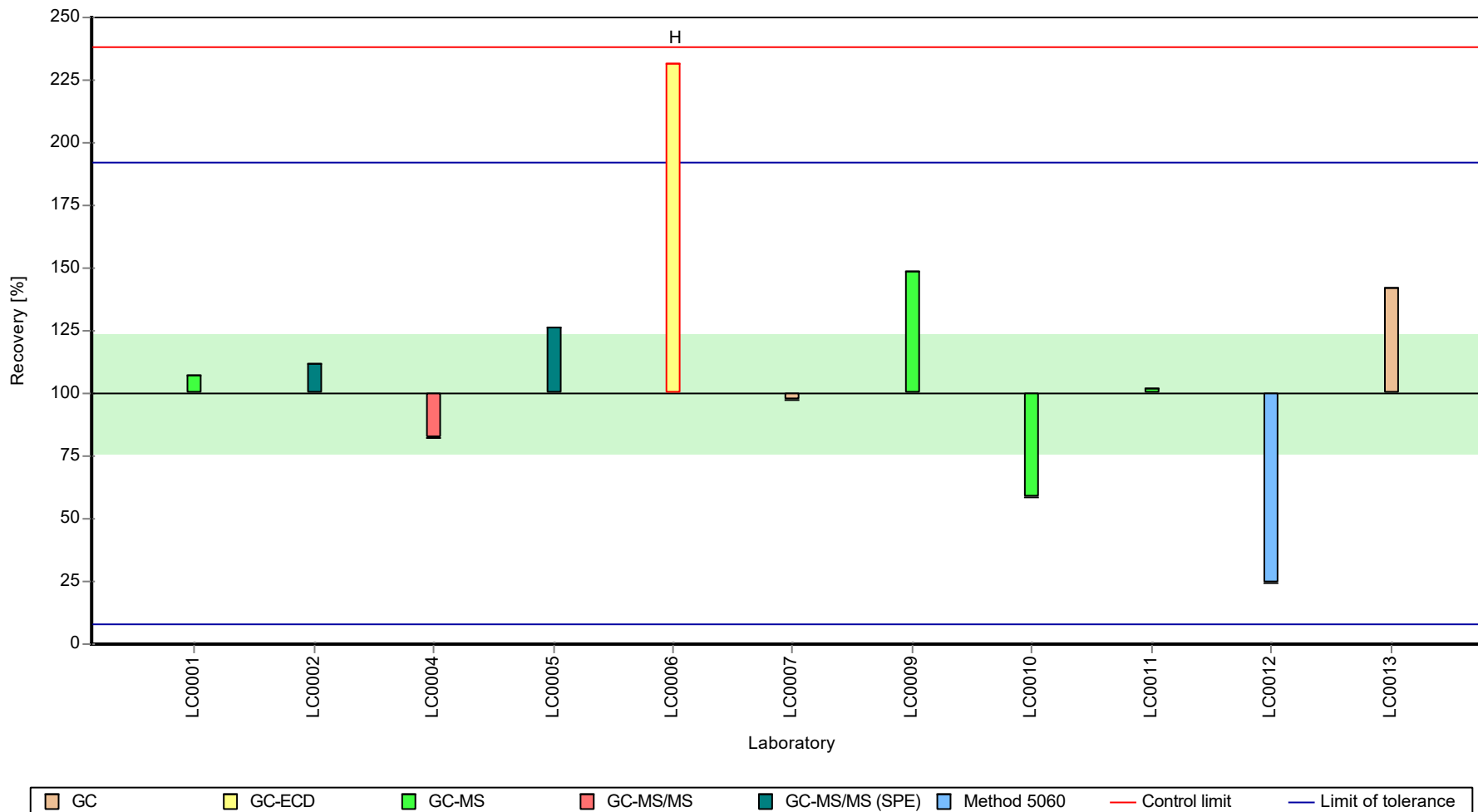
	all results	without outliers	Unit
Mean ± CI (99%)	0.126 ± 0.0543	0.112 ± 0.0402	µg/l
Minimum	0.027	0.027	µg/l
Maximum	0.26	0.167	µg/l
Standard deviation	0.06	0.0423	µg/l
rel. standard deviation	47.8	37.7	%
n	11	10	-

Graphical presentation of results


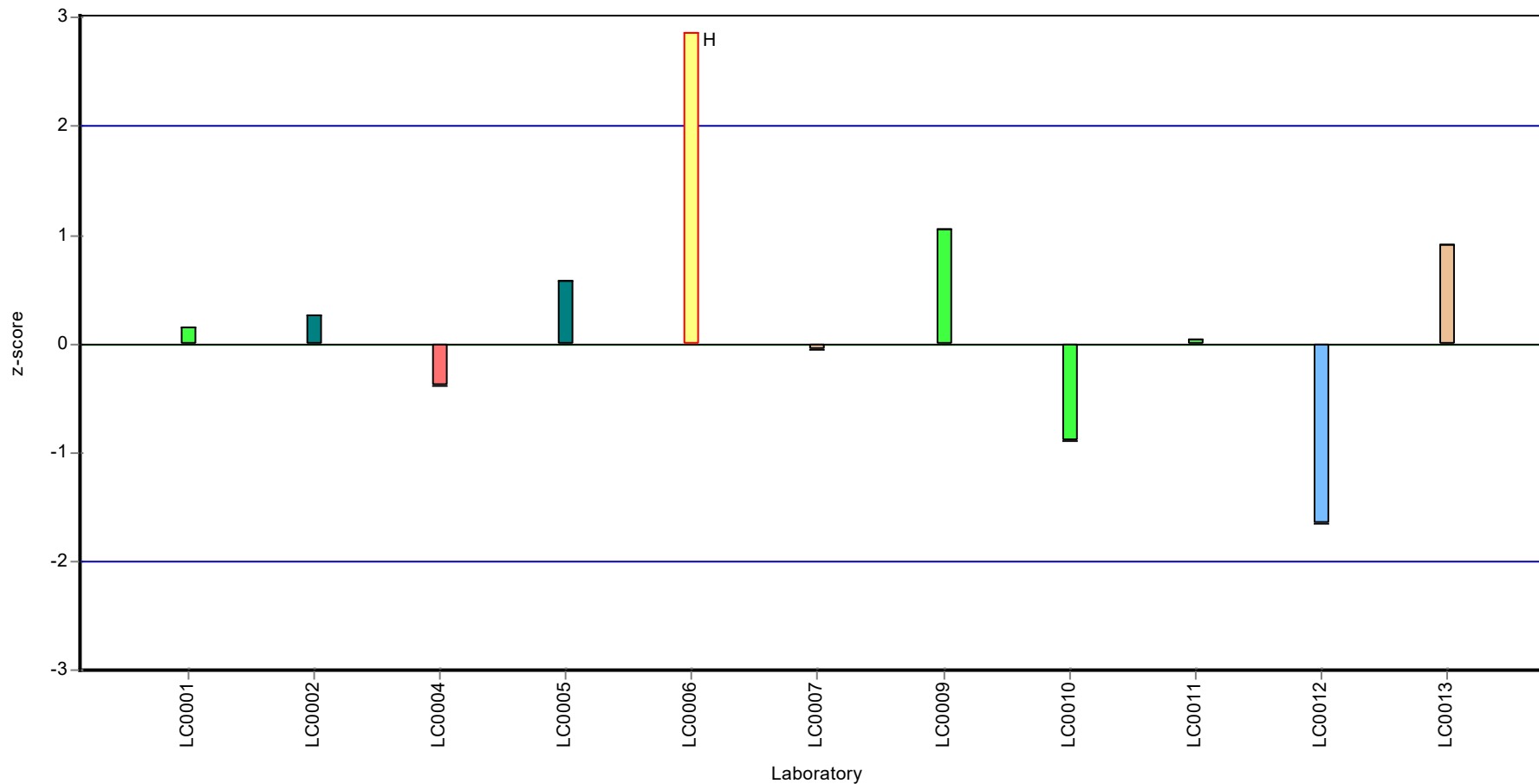
Results



Recovery rate



Z-score



Parameter oriented report

H108 A

Imidacloprid

Unit	µg/l
Assigned value ± U (k=2)	0.468 ± 0.028
Criterion	0.0702 (15 %)
Minimum - Maximum	0.42 - 0.533
Control test value ± U (k=2)	0.445 ± 0.111

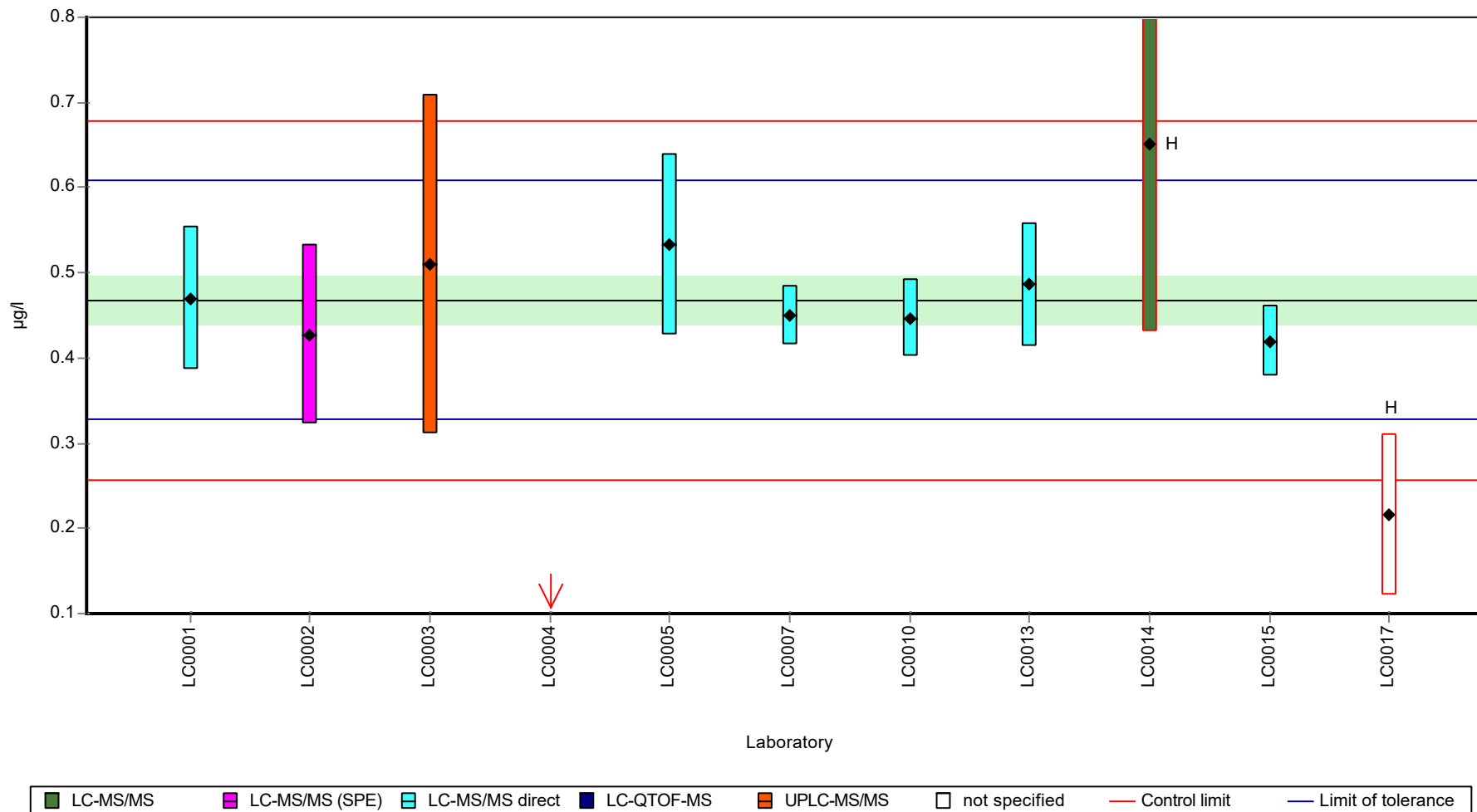
Labcode	Result	± U	Recovery [%]	z-score	Comments
LC0001	0.47	0.0846	100	0.03	
LC0002	0.4271	0.1055	91.3	-0.58	
LC0003	0.51	0.2	109	0.6	
LC0004	< 0.02 (LOQ)	-	-	-	FN
LC0005	0.5325	0.1065	114	0.92	
LC0006	-	-	-	-	
LC0007	0.45	0.034	96.2	-0.25	
LC0008	-	-	-	-	
LC0009	-	-	-	-	
LC0010	0.447	0.045	95.5	-0.3	
LC0011	-	-	-	-	
LC0012	-	-	-	-	
LC0013	0.486	0.073	104	0.26	
LC0014	0.652	0.222	139	2.62	H
LC0015	0.42	0.042	89.8	-0.68	
LC0016	-	-	-	-	
LC0017	0.216	0.095	46.2	-3.59	H

Characteristics of parameter

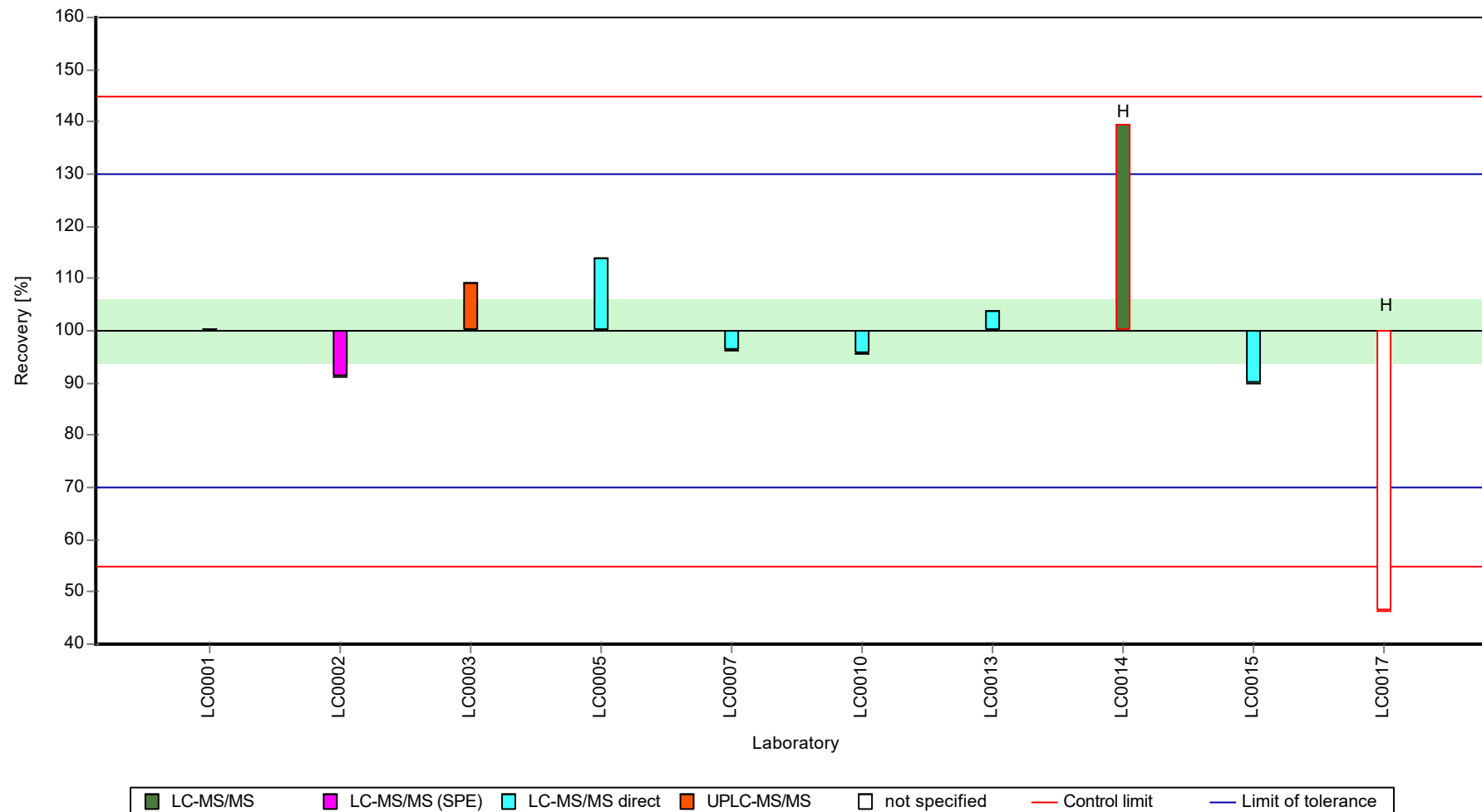
	all results	without outliers	Unit
Mean ± CI (99%)	0.461 ± 0.104	0.468 ± 0.042	µg/l
Minimum	0.216	0.42	µg/l
Maximum	0.652	0.533	µg/l
Standard deviation	0.109	0.0396	µg/l
rel. standard deviation	23.7	8.47	%
n	10	8	-

Graphical presentation of results

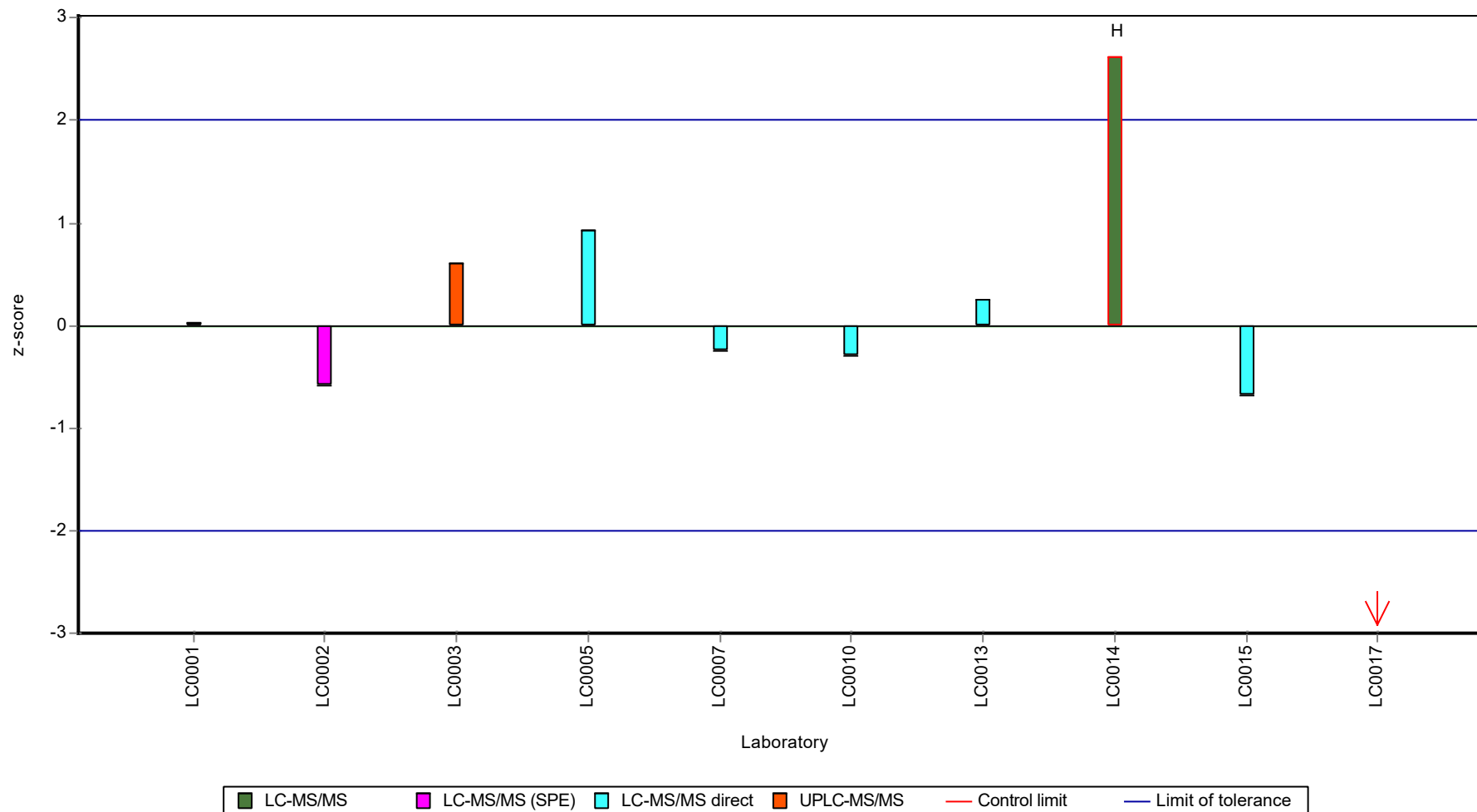
Results



Recovery rate



Z-score



Parameter oriented report

H108 B

Imidacloprid

Unit	µg/l
Assigned value ± U (k=2)	0.24 ± 0.0413
Criterion	0.036 (15 %)
Minimum - Maximum	0.097 - 0.345
Control test value ± U (k=2)	0.189 ± 0.0472

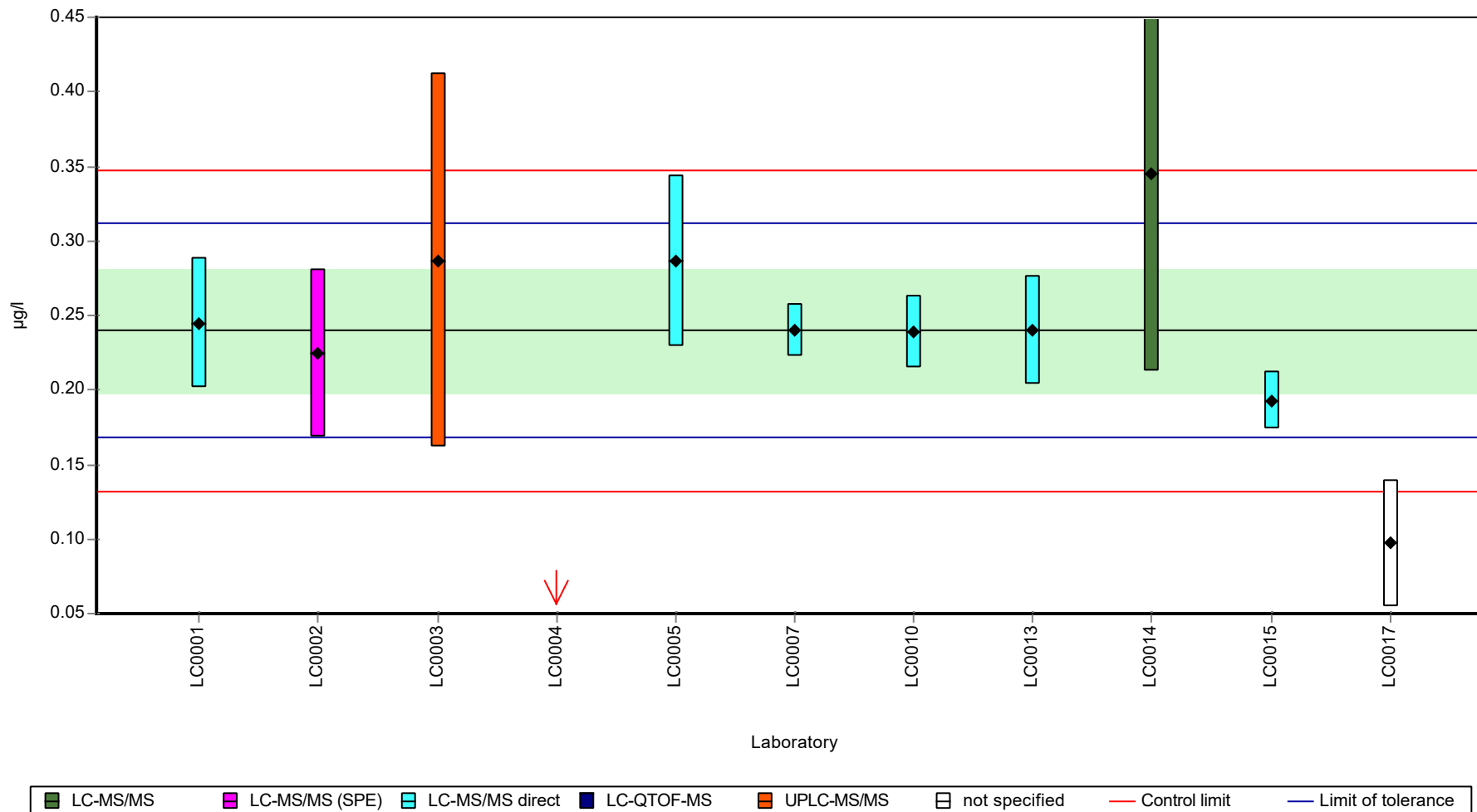
Labcode	Result	± U	Recovery [%]	z-score	Comments
LC0001	0.245	0.0441	102	0.15	
LC0002	0.2248	0.0562	93.8	-0.41	
LC0003	0.287	0.125	120	1.31	
LC0004	< 0.02 (LOQ)	-	-	-	FN
LC0005	0.2865	0.0573	120	1.3	
LC0006	-	-	-	-	
LC0007	0.24	0.018	100	0.01	
LC0008	-	-	-	-	
LC0009	-	-	-	-	
LC0010	0.239	0.024	99.7	-0.02	
LC0011	-	-	-	-	
LC0012	-	-	-	-	
LC0013	0.24	0.036	100	0.01	
LC0014	0.345	0.133	144	2.93	
LC0015	0.193	0.019	80.5	-1.3	
LC0016	-	-	-	-	
LC0017	0.097	0.043	40.5	-3.97	

Characteristics of parameter

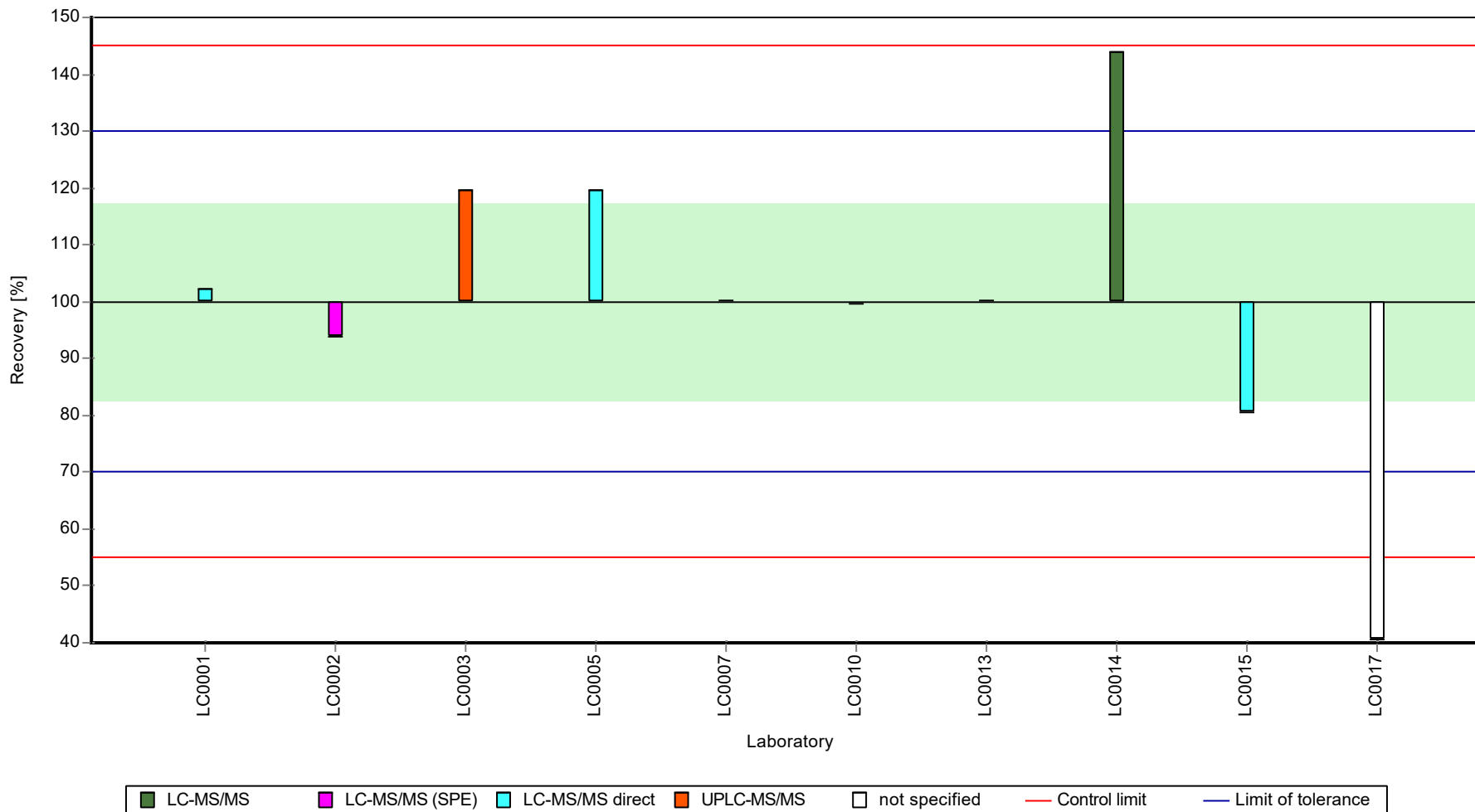
	all results	without outliers	Unit
Mean ± CI (99%)	0.24 ± 0.0619	0.24 ± 0.0619	µg/l
Minimum	0.097	0.097	µg/l
Maximum	0.345	0.345	µg/l
Standard deviation	0.0652	0.0652	µg/l
rel. standard deviation	27.2	27.2	%
n	10	10	-

Graphical presentation of results

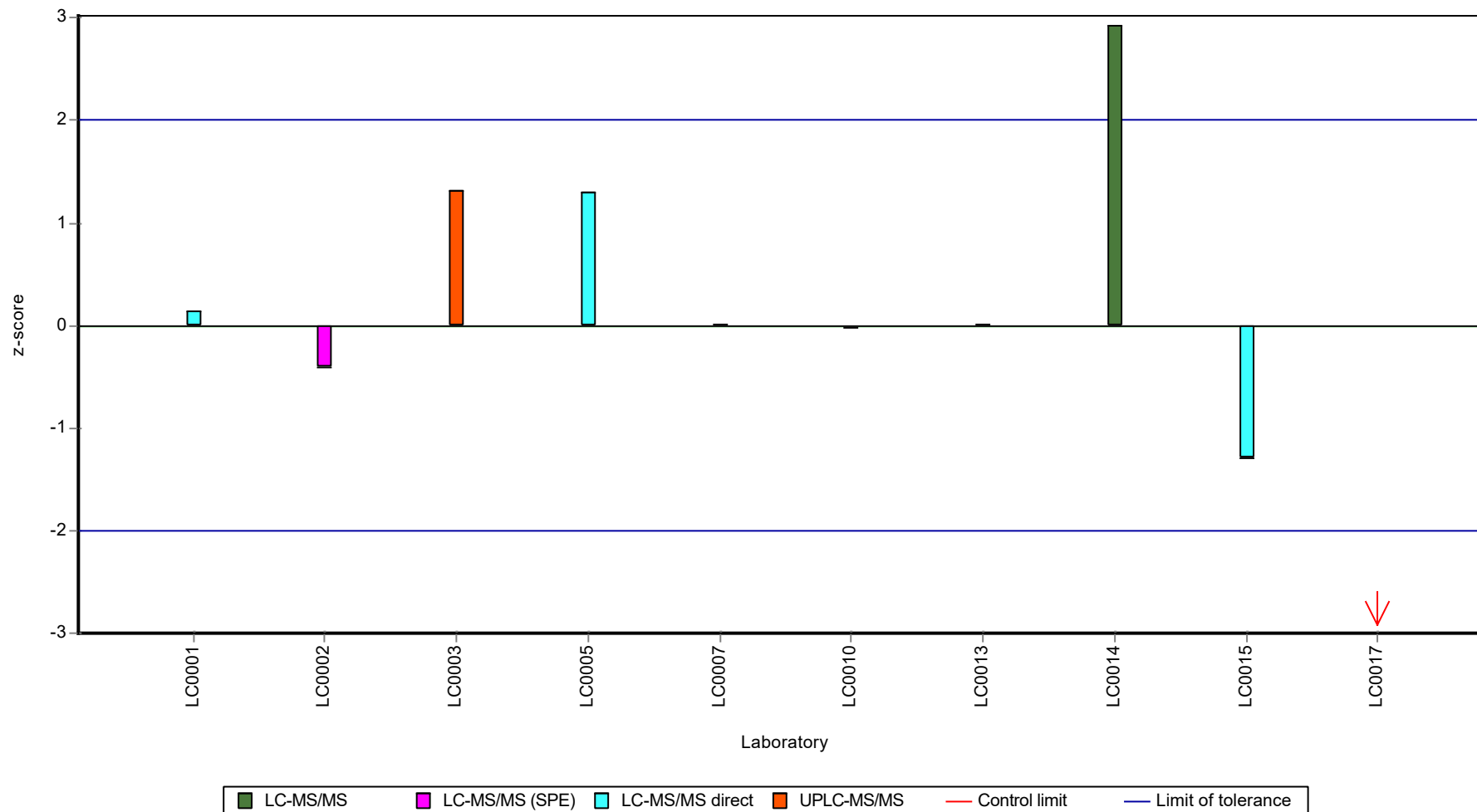
Results



Recovery rate



Z-score



Parameter oriented report

H108 A

Lindane (Gamma-HCH)

Unit	µg/l
Assigned value ± U (k=2)	0.226 ± 0.0374
Criterion	0.0452 (20 %)
Minimum - Maximum	0.1 - 0.29
Control test value ± U (k=2)	0.278 ± 0.089

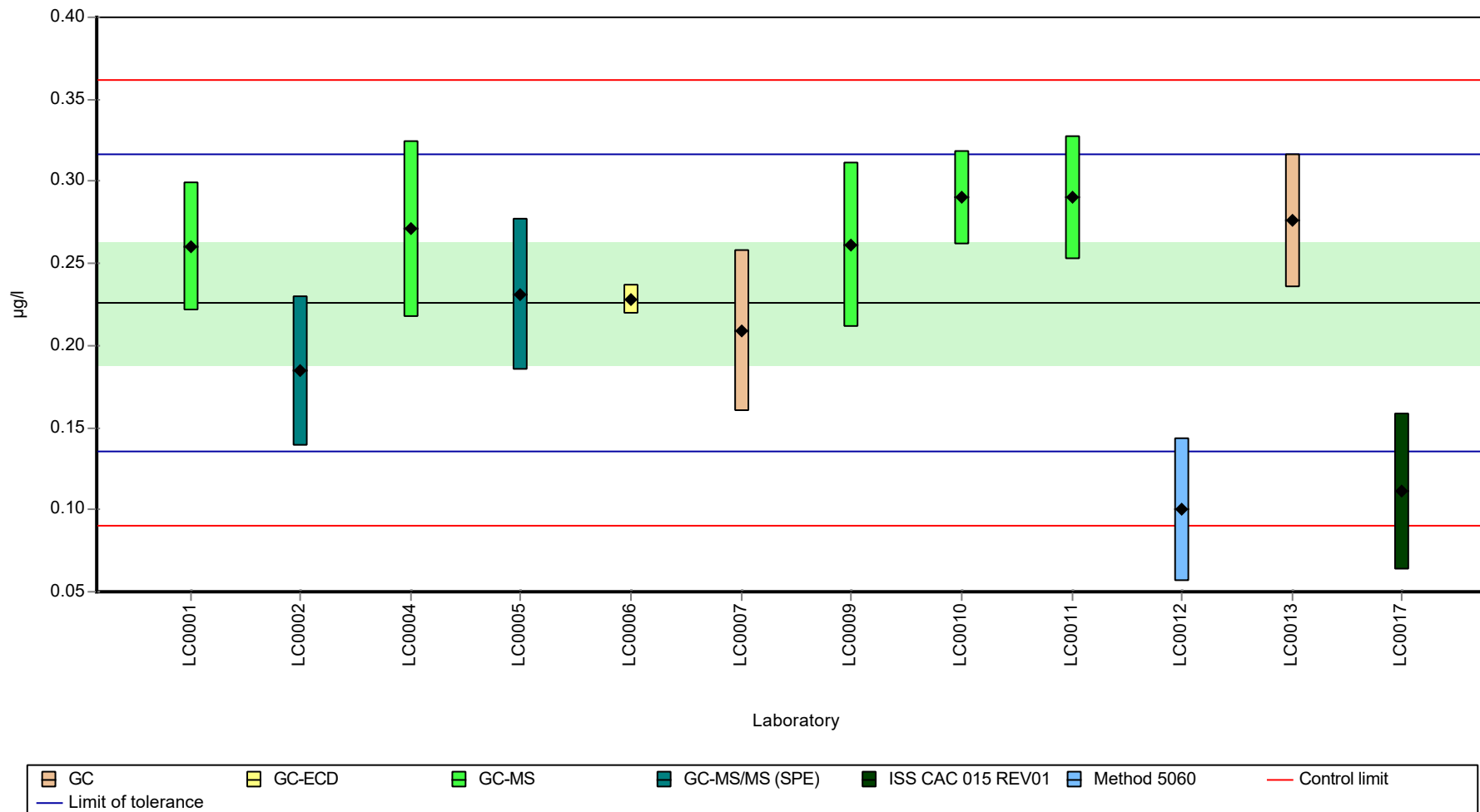
Labcode	Result	± U	Recovery [%]	z-score	Comments
LC0001	0.26	0.039	115	0.75	
LC0002	0.1843	0.0461	81.6	-0.92	
LC0003	-	-	-	-	
LC0004	0.271	0.054	120	1	
LC0005	0.23075	0.04615	102	0.11	
LC0006	0.228	0.0089	101	0.05	
LC0007	0.209	0.049	92.5	-0.37	
LC0008	-	-	-	-	
LC0009	0.261	0.05	116	0.78	
LC0010	0.29	0.029	128	1.42	
LC0011	0.29	0.038	128	1.42	
LC0012	0.1	0.044	44.3	-2.79	
LC0013	0.276	0.041	122	1.11	
LC0014	-	-	-	-	
LC0015	-	-	-	-	
LC0016	-	-	-	-	
LC0017	0.111	0.048	49.1	-2.54	

Characteristics of parameter

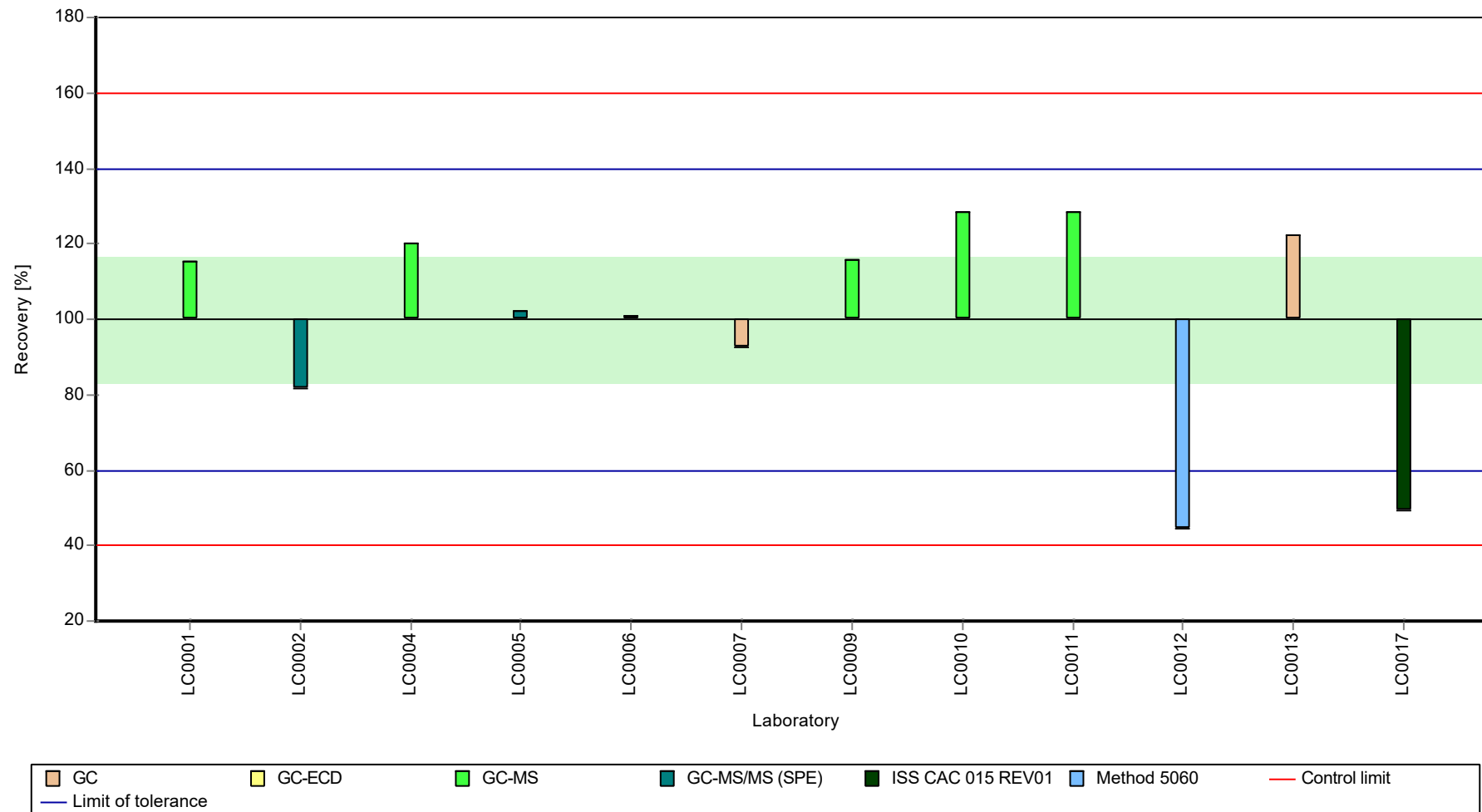
	all results	without outliers	Unit
Mean ± CI (99%)	0.226 ± 0.0562	0.226 ± 0.0562	µg/l
Minimum	0.1	0.1	µg/l
Maximum	0.29	0.29	µg/l
Standard deviation	0.0648	0.0648	µg/l
rel. standard deviation	28.7	28.7	%
n	12	12	-

Graphical presentation of results

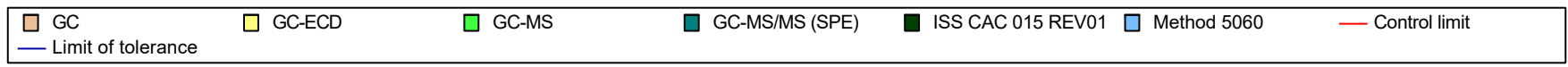
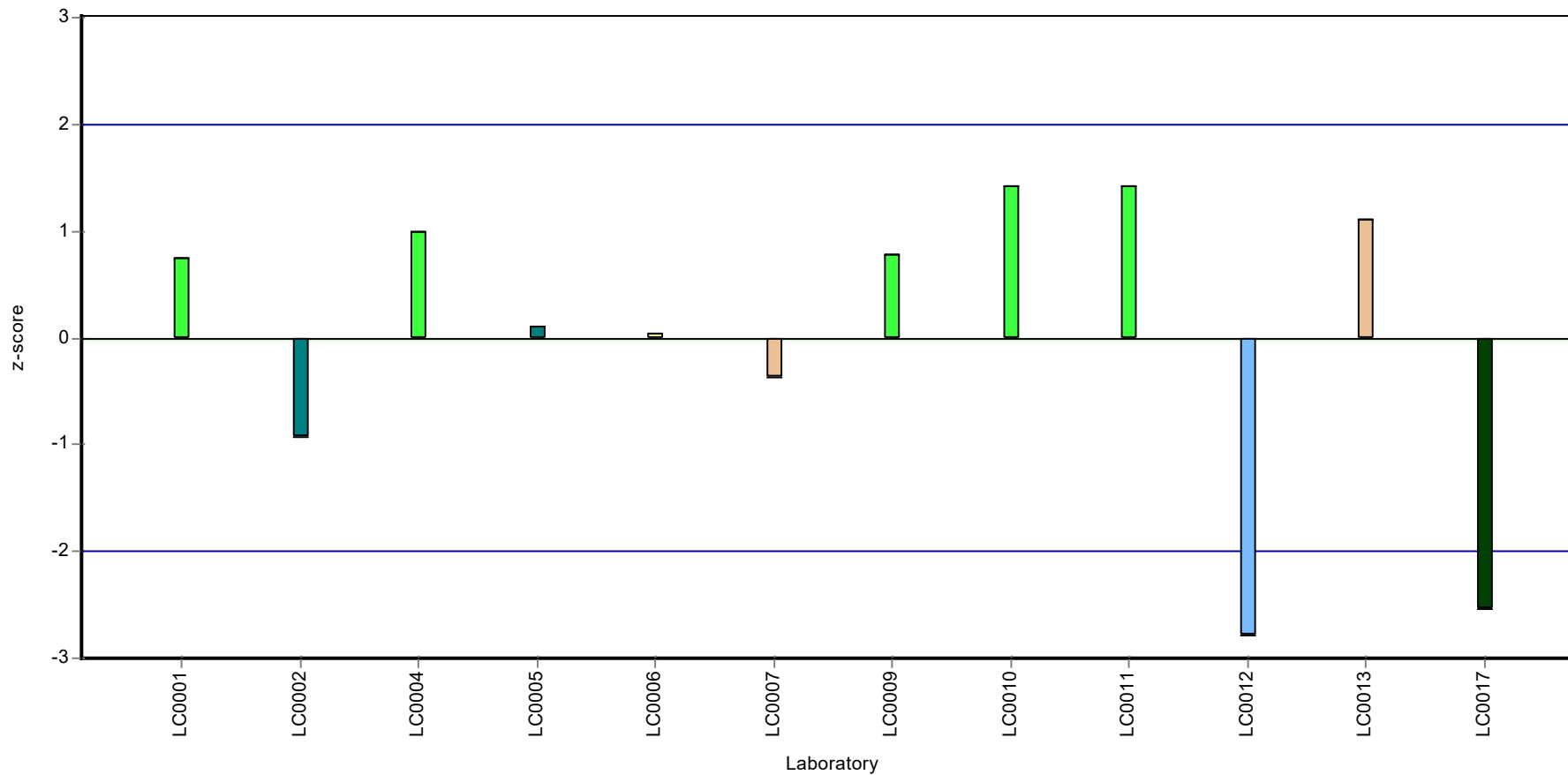
Results



Recovery rate



Z-score



Parameter oriented report

H108 B

Lindane (Gamma-HCH)

Unit	µg/l
Assigned value ± U (k=2)	0.458 ± 0.0252
Criterion	0.0916 (20 %)
Minimum - Maximum	0.407 - 0.523
Control test value ± U (k=2)	0.506 ± 0.162

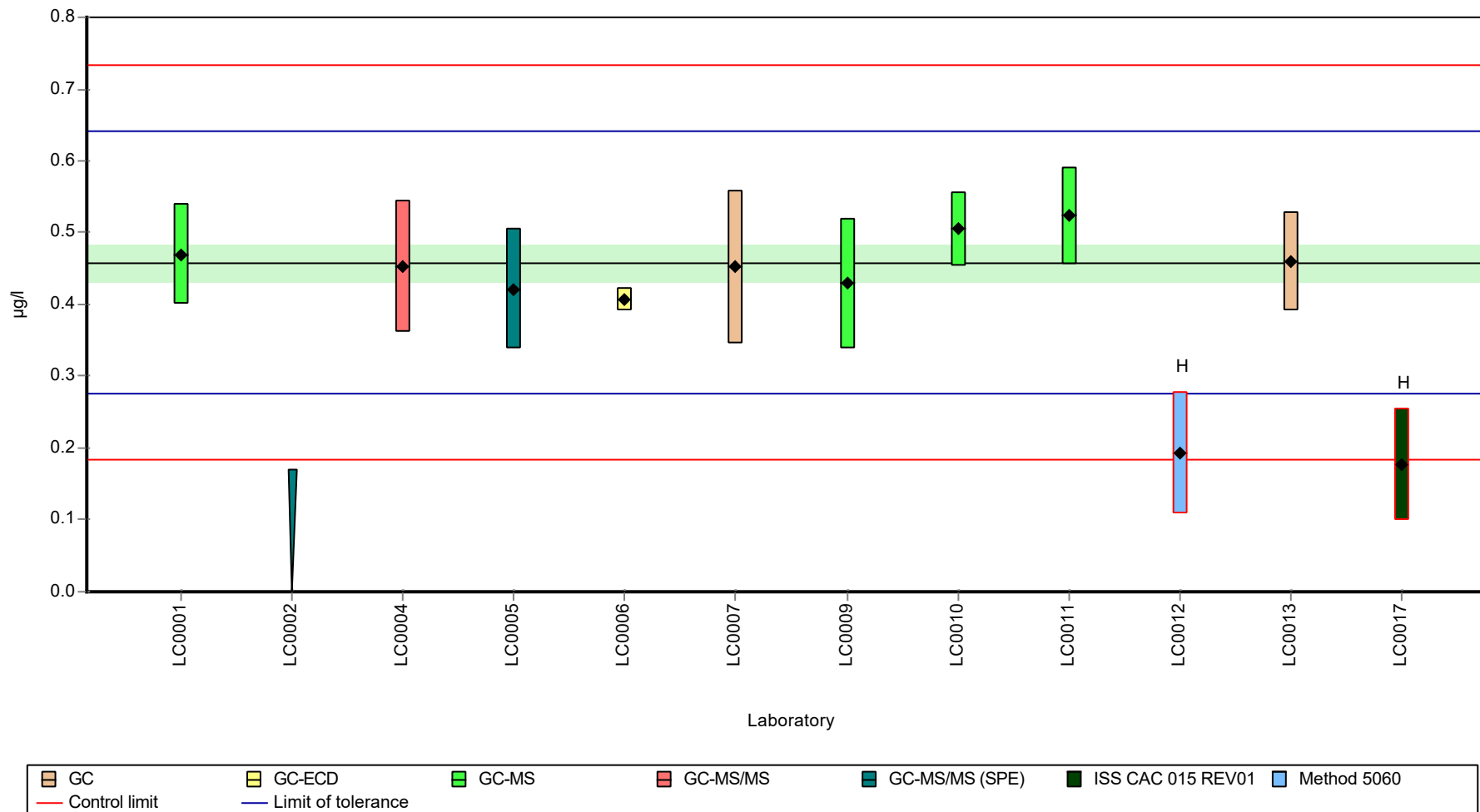
Labcode	Result	± U	Recovery [%]	z-score	Comments
LC0001	0.47	0.0705	103	0.13	
LC0002	< 0.17 (LOQ)	-	-	-	FN
LC0003	-	-	-	-	
LC0004	0.453	0.091	98.9	-0.05	
LC0005	0.42175	0.08435	92.1	-0.39	
LC0006	0.407	0.0159	88.9	-0.56	
LC0007	0.452	0.107	98.7	-0.06	
LC0008	-	-	-	-	
LC0009	0.429	0.09	93.7	-0.32	
LC0010	0.505	0.051	110	0.52	
LC0011	0.523	0.068	114	0.71	
LC0012	0.194	0.085	42.4	-2.88	H
LC0013	0.46	0.069	100	0.02	
LC0014	-	-	-	-	
LC0015	-	-	-	-	
LC0016	-	-	-	-	
LC0017	0.177	0.078	38.7	-3.07	H

Characteristics of parameter

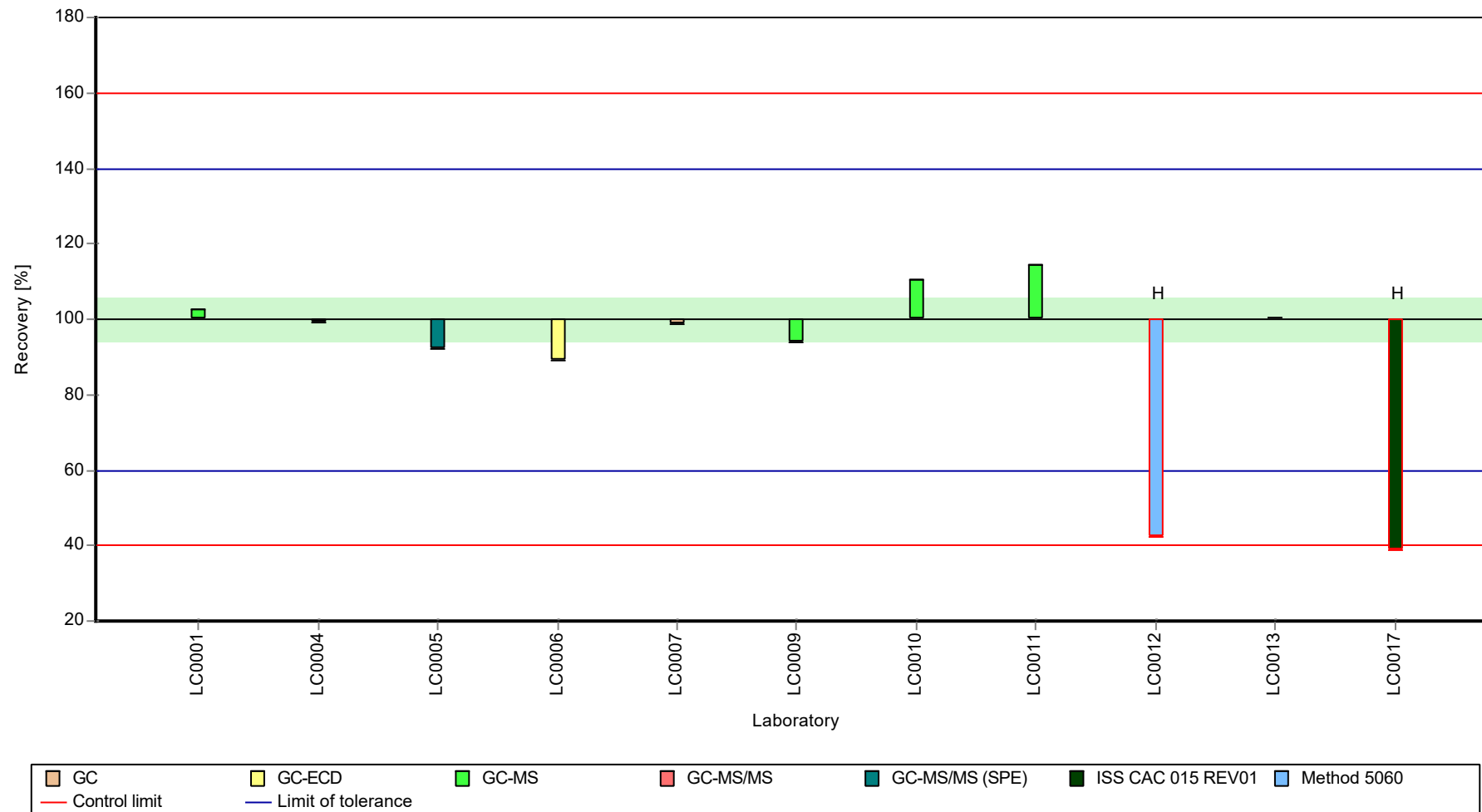
	all results	without outliers	Unit
Mean ± CI (99%)	0.408 ± 0.104	0.458 ± 0.0377	µg/l
Minimum	0.177	0.407	µg/l
Maximum	0.523	0.523	µg/l
Standard deviation	0.115	0.0377	µg/l
rel. standard deviation	28.2	8.24	%
n	11	9	-

Graphical presentation of results

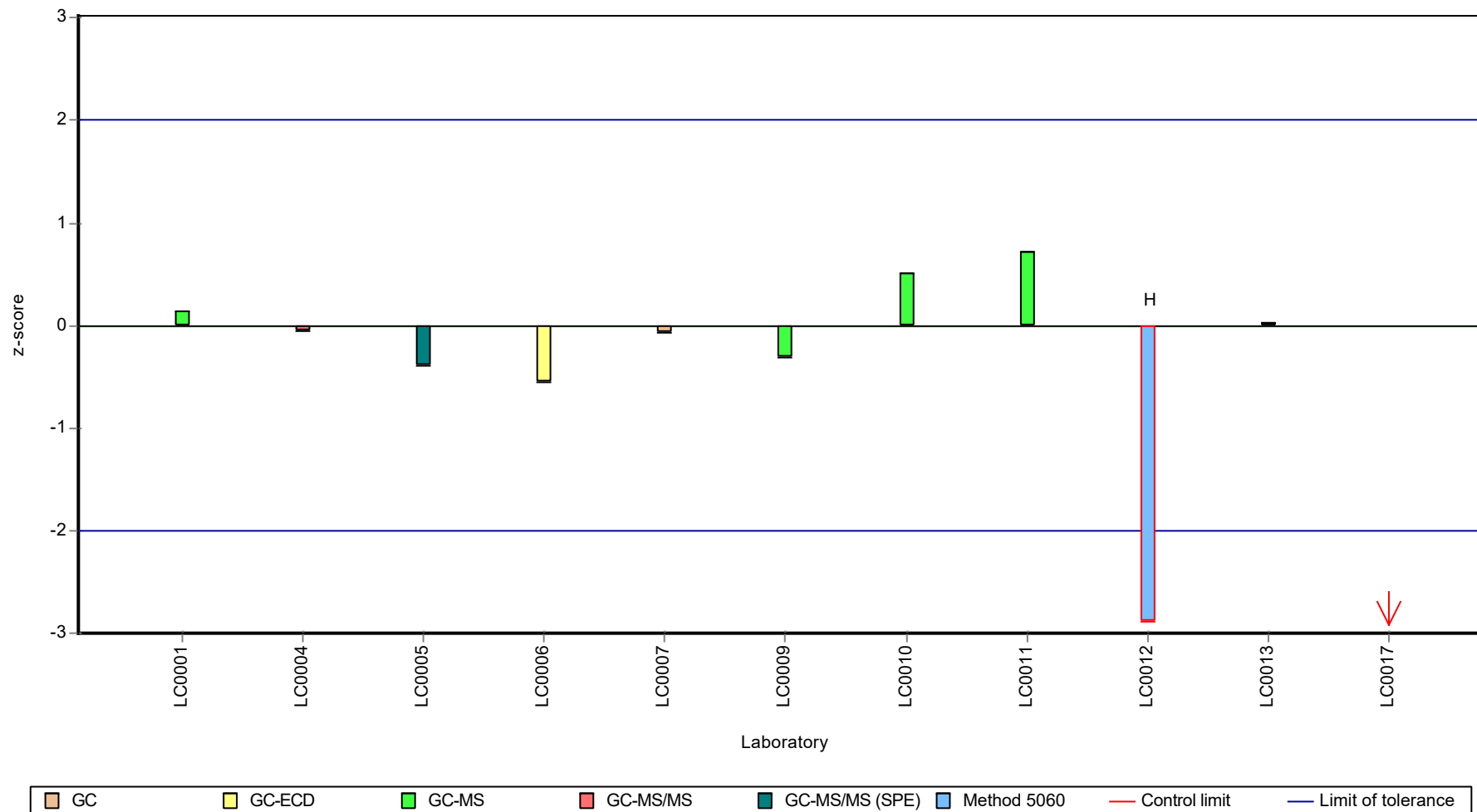
Results



Recovery rate



Z-score



Parameter oriented report

H108 A

Nitenpyram

Unit	µg/l
Assigned value ± U (k=2)	-
Criterion	-
Minimum - Maximum	0.527 - 0.795
Control test value ± U (k=2)	0.685 ± 0.103

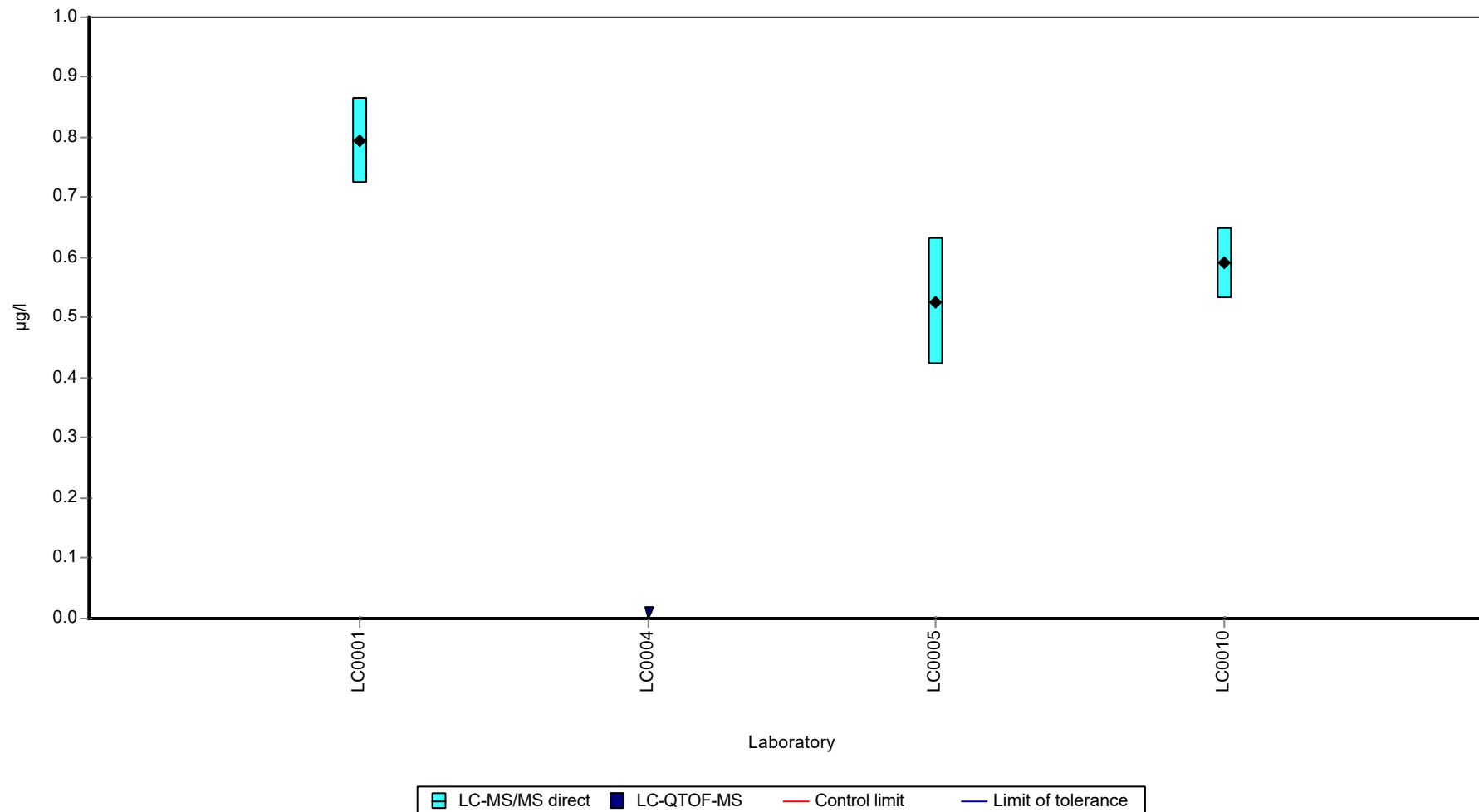
Labcode	Result	± U	Recovery [%]	z-score	Comments
LC0001	0.795	0.0716	-	-	
LC0002	-	-	-	-	
LC0003	-	-	-	-	
LC0004	< 0.02 (LOQ)	-	-	-	
LC0005	0.527	0.1054	-	-	
LC0006	-	-	-	-	
LC0007	-	-	-	-	
LC0008	-	-	-	-	
LC0009	-	-	-	-	
LC0010	0.591	0.059	-	-	
LC0011	-	-	-	-	
LC0012	-	-	-	-	
LC0013	-	-	-	-	
LC0014	-	-	-	-	
LC0015	-	-	-	-	
LC0016	-	-	-	-	
LC0017	-	-	-	-	

Characteristics of parameter

	all results	without outliers	Unit
Mean ± CI (99%)	0.638 ± 0.242	-	µg/l
Minimum	0.527	0.527	µg/l
Maximum	0.795	0.795	µg/l
Standard deviation	0.14	-	µg/l
rel. standard deviation	21.9	-	%
n	3	3	-

Graphical presentation of results

Results



Parameter oriented report

H108 B

Nitenpyram

Unit	µg/l
Assigned value ± U (k=2)	-
Criterion	-
Minimum - Maximum	0.299 - 0.405
Control test value ± U (k=2)	0.318 ± 0.0477

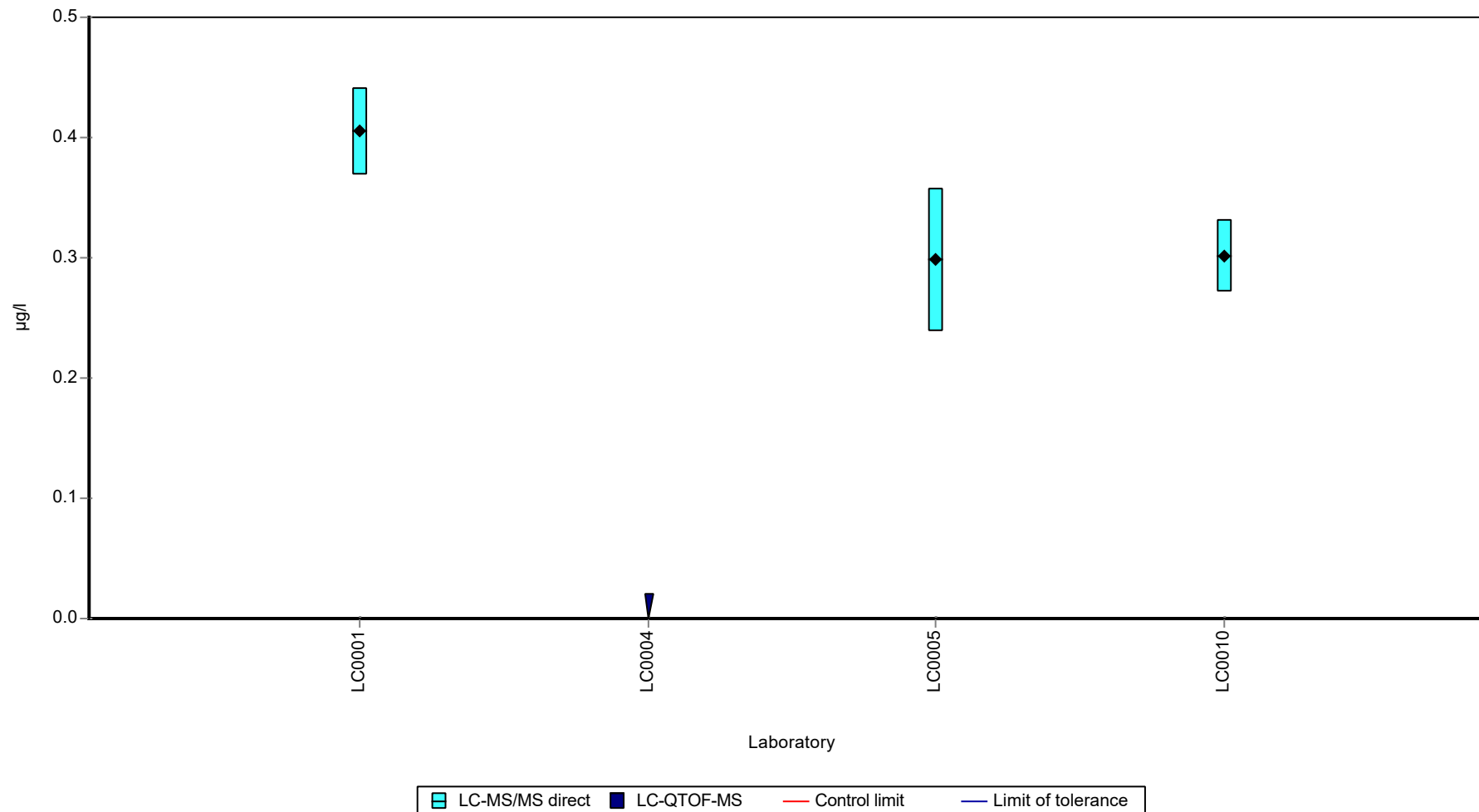
Labcode	Result	± U	Recovery [%]	z-score	Comments
LC0001	0.405	0.0365	-	-	
LC0002	-	-	-	-	
LC0003	-	-	-	-	
LC0004	< 0.02 (LOQ)	-	-	-	
LC0005	0.2985	0.0597	-	-	
LC0006	-	-	-	-	
LC0007	-	-	-	-	
LC0008	-	-	-	-	
LC0009	-	-	-	-	
LC0010	0.301	0.03	-	-	
LC0011	-	-	-	-	
LC0012	-	-	-	-	
LC0013	-	-	-	-	
LC0014	-	-	-	-	
LC0015	-	-	-	-	
LC0016	-	-	-	-	
LC0017	-	-	-	-	

Characteristics of parameter

	all results	without outliers	Unit
Mean ± CI (99%)	0.335 ± 0.105	-	µg/l
Minimum	0.299	0.299	µg/l
Maximum	0.405	0.405	µg/l
Standard deviation	0.0608	-	µg/l
rel. standard deviation	18.2	-	%
n	3	3	-

Graphical presentation of results

Results



Parameter oriented report

H108 A

Prometryn

Unit	µg/l
Assigned value ± U (k=2)	0.411 ± 0.0166
Criterion	0.0534 (13 %)
Minimum - Maximum	0.368 - 0.441
Control test value ± U (k=2)	0.441 ± 0.0662

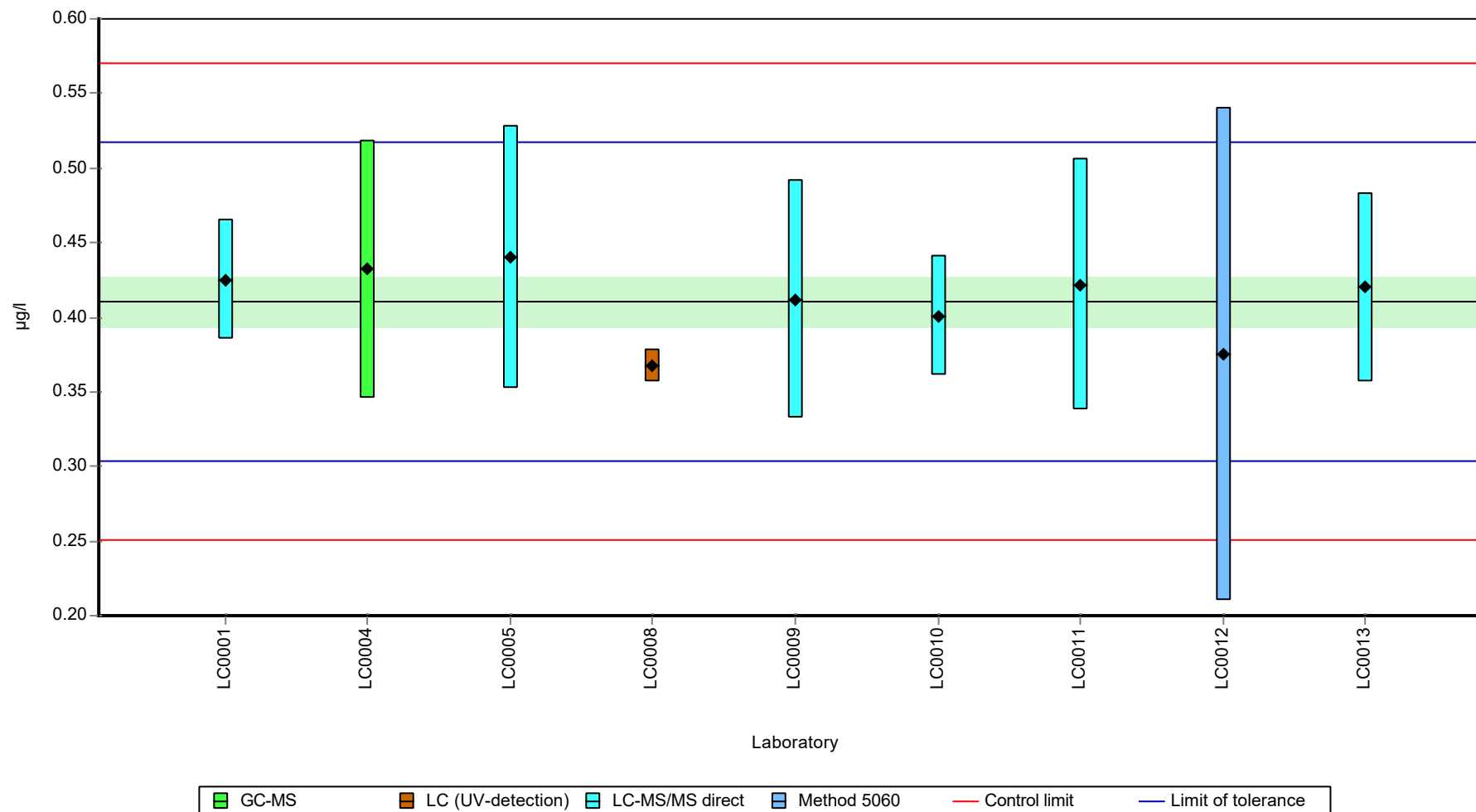
Labcode	Result	± U	Recovery [%]	z-score	Comments
LC0001	0.425	0.0404	104	0.27	
LC0002	-	-	-	-	
LC0003	-	-	-	-	
LC0004	0.432	0.086	105	0.4	
LC0005	0.4405	0.0881	107	0.56	
LC0006	-	-	-	-	
LC0007	-	-	-	-	
LC0008	0.368	0.011	89.6	-0.8	
LC0009	0.412	0.08	100	0.03	
LC0010	0.401	0.04	97.7	-0.18	
LC0011	0.422	0.084	103	0.21	
LC0012	0.375	0.165	91.3	-0.67	
LC0013	0.42	0.063	102	0.18	
LC0014	-	-	-	-	
LC0015	-	-	-	-	
LC0016	-	-	-	-	
LC0017	-	-	-	-	

Characteristics of parameter

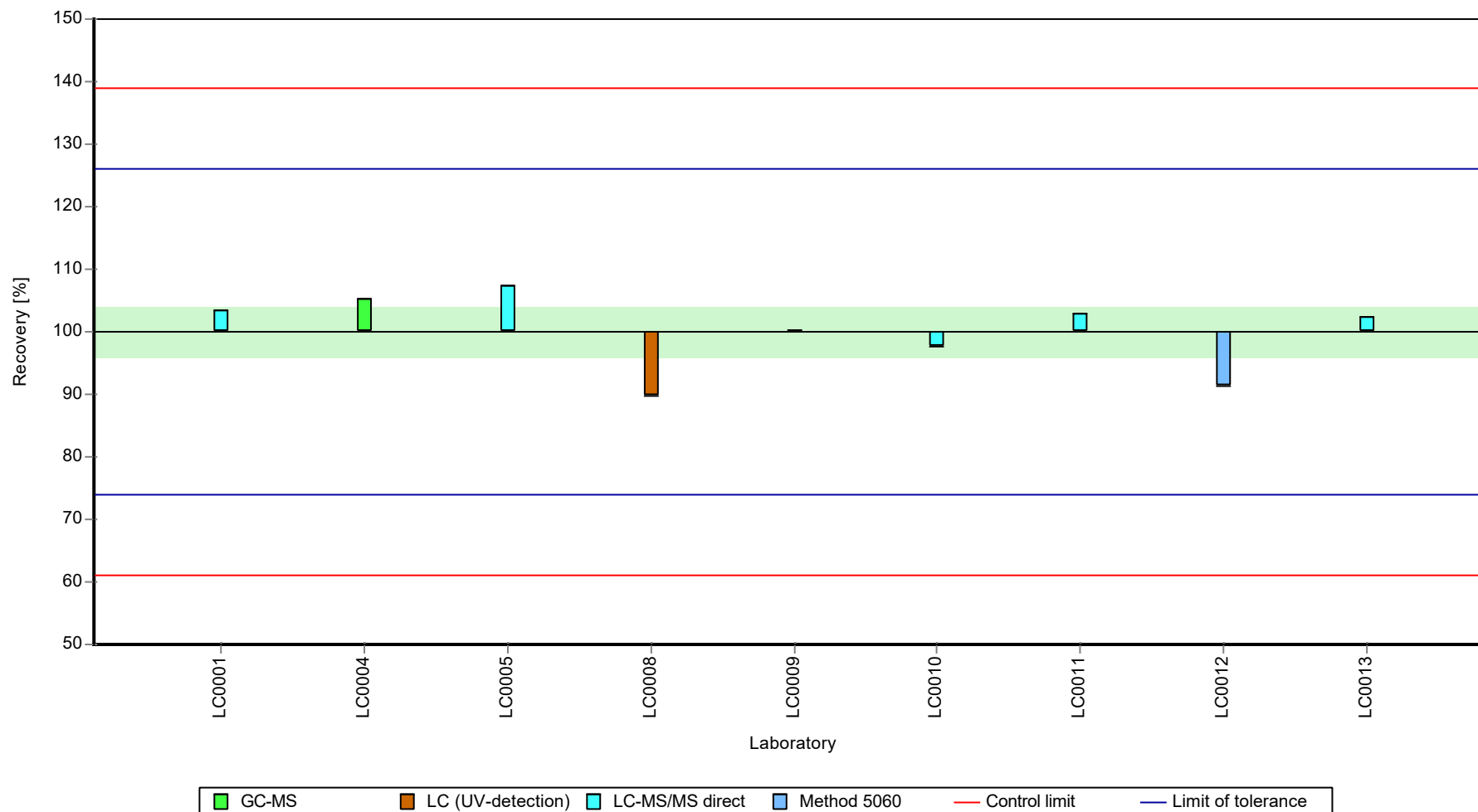
	all results	without outliers	Unit
Mean ± CI (99%)	0.411 ± 0.0249	0.411 ± 0.0249	µg/l
Minimum	0.368	0.368	µg/l
Maximum	0.441	0.441	µg/l
Standard deviation	0.0249	0.0249	µg/l
rel. standard deviation	6.06	6.06	%
n	9	9	-

Graphical presentation of results

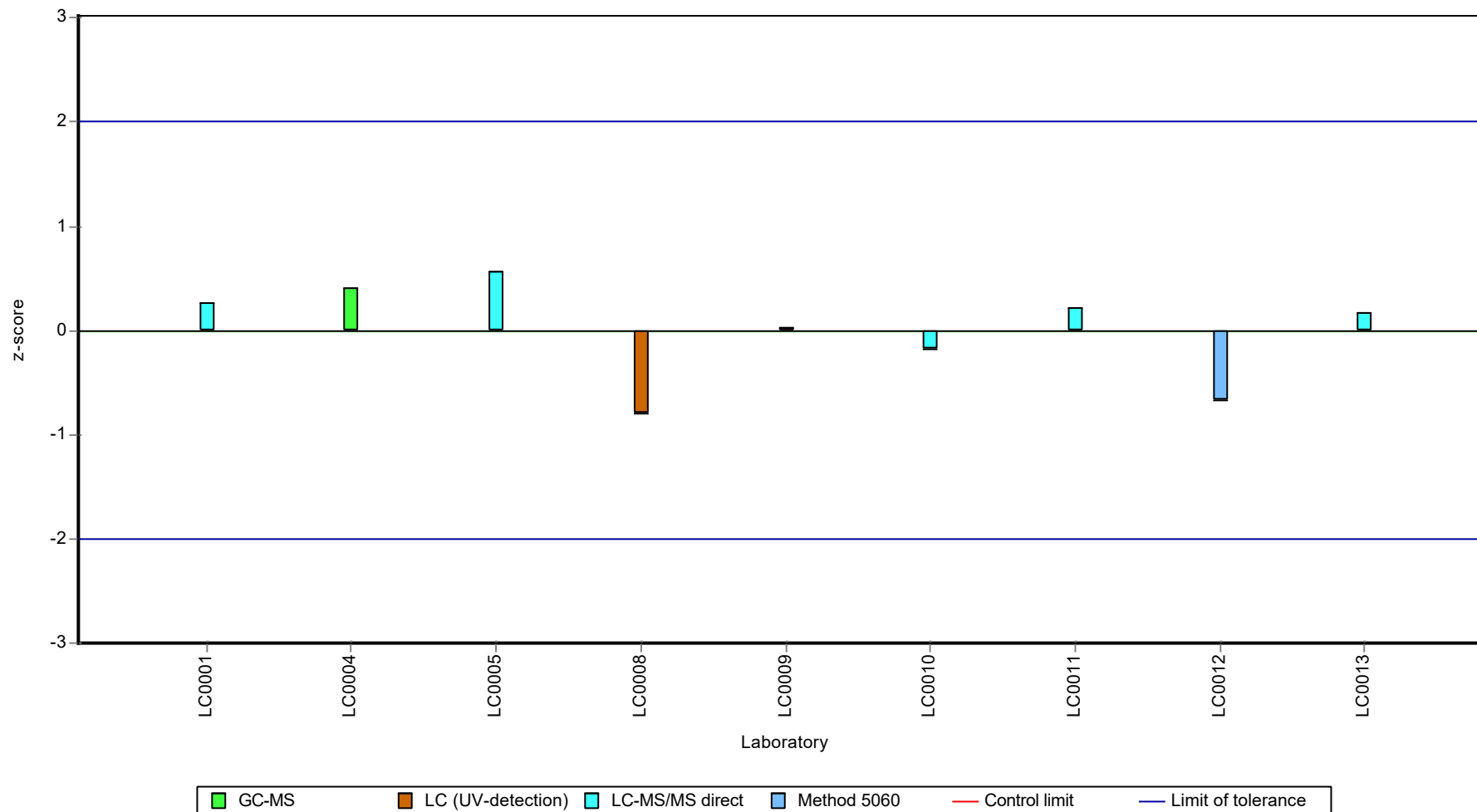
Results



Recovery rate



Z-score



Parameter oriented report

H108 B

Prometryn

Unit	µg/l
Assigned value ± U (k=2)	0.435 ± 0.0146
Criterion	0.0565 (13 %)
Minimum - Maximum	0.338 - 0.46
Control test value ± U (k=2)	0.34 ± 0.051

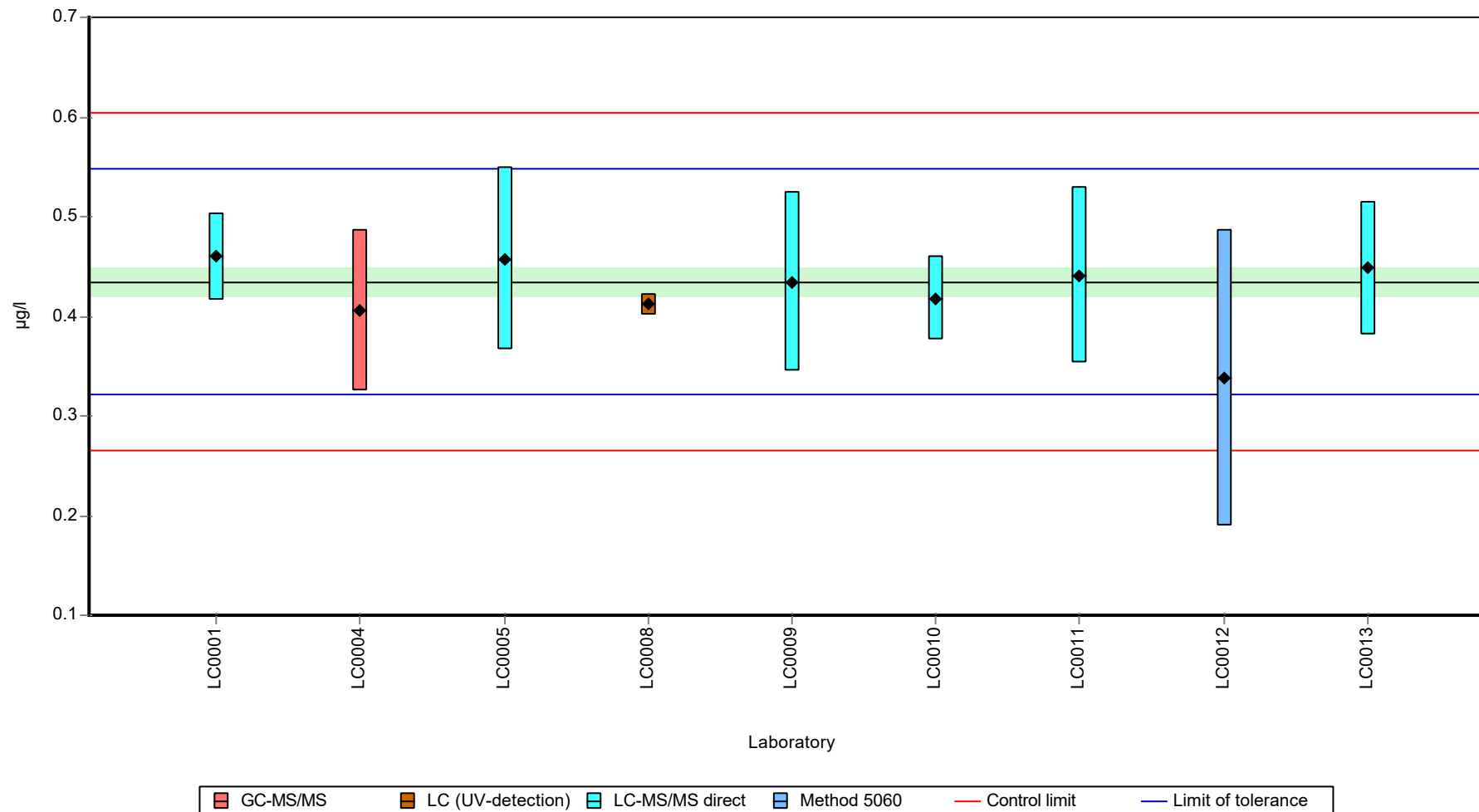
Labcode	Result	± U	Recovery [%]	z-score	Comments
LC0001	0.46	0.0437	106	0.45	
LC0002	-	-	-	-	
LC0003	-	-	-	-	
LC0004	0.406	0.081	93.4	-0.51	
LC0005	0.4575	0.0915	105	0.41	
LC0006	-	-	-	-	
LC0007	-	-	-	-	
LC0008	0.412	0.011	94.8	-0.4	
LC0009	0.434	0.09	99.9	-0.01	
LC0010	0.418	0.042	96.2	-0.29	
LC0011	0.441	0.088	101	0.11	
LC0012	0.338	0.149	77.8	-1.71	
LC0013	0.448	0.067	103	0.24	
LC0014	-	-	-	-	
LC0015	-	-	-	-	
LC0016	-	-	-	-	
LC0017	-	-	-	-	

Characteristics of parameter

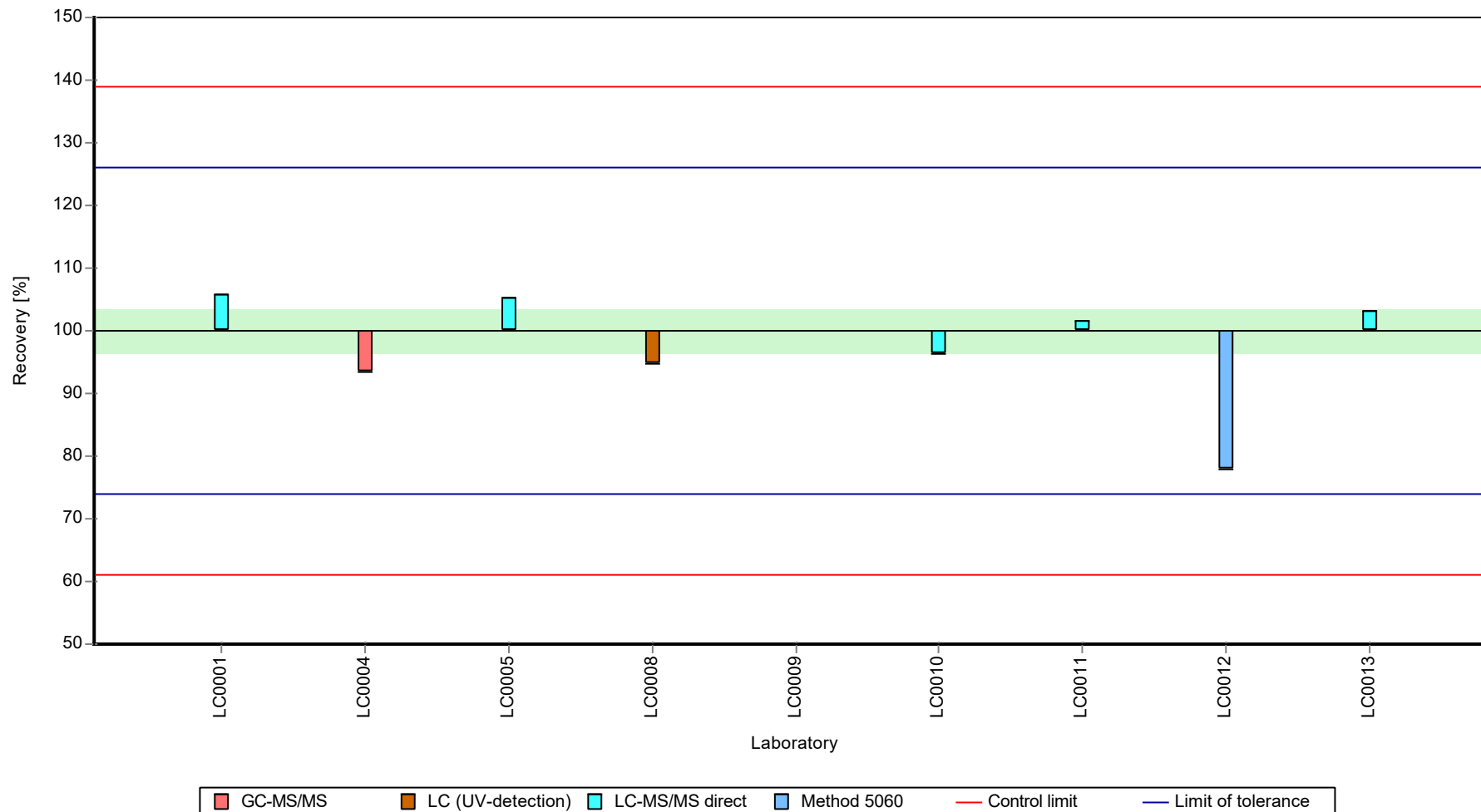
	all results	without outliers	Unit
Mean ± CI (99%)	0.424 ± 0.0376	0.424 ± 0.0376	µg/l
Minimum	0.338	0.338	µg/l
Maximum	0.46	0.46	µg/l
Standard deviation	0.0376	0.0376	µg/l
rel. standard deviation	8.86	8.86	%
n	9	9	-

Graphical presentation of results

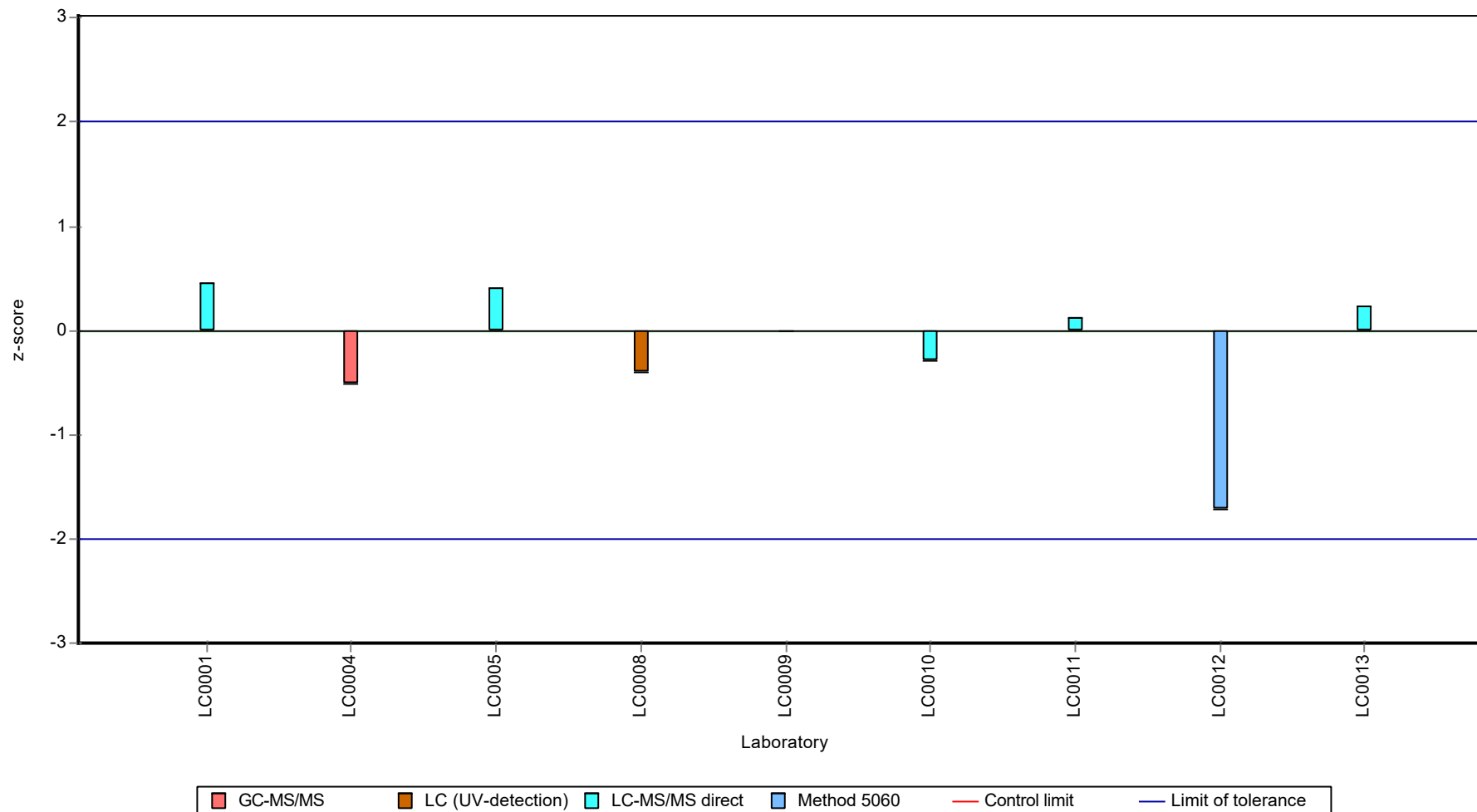
Results



Recovery rate



Z-score



Parameter oriented report

H108 A

Propazine

Unit	µg/l
Assigned value ± U (k=2)	0.183 ± 0.0089
Criterion	0.0238 (13 %)
Minimum - Maximum	0.151 - 0.2
Control test value ± U (k=2)	0.224 ± 0.0336

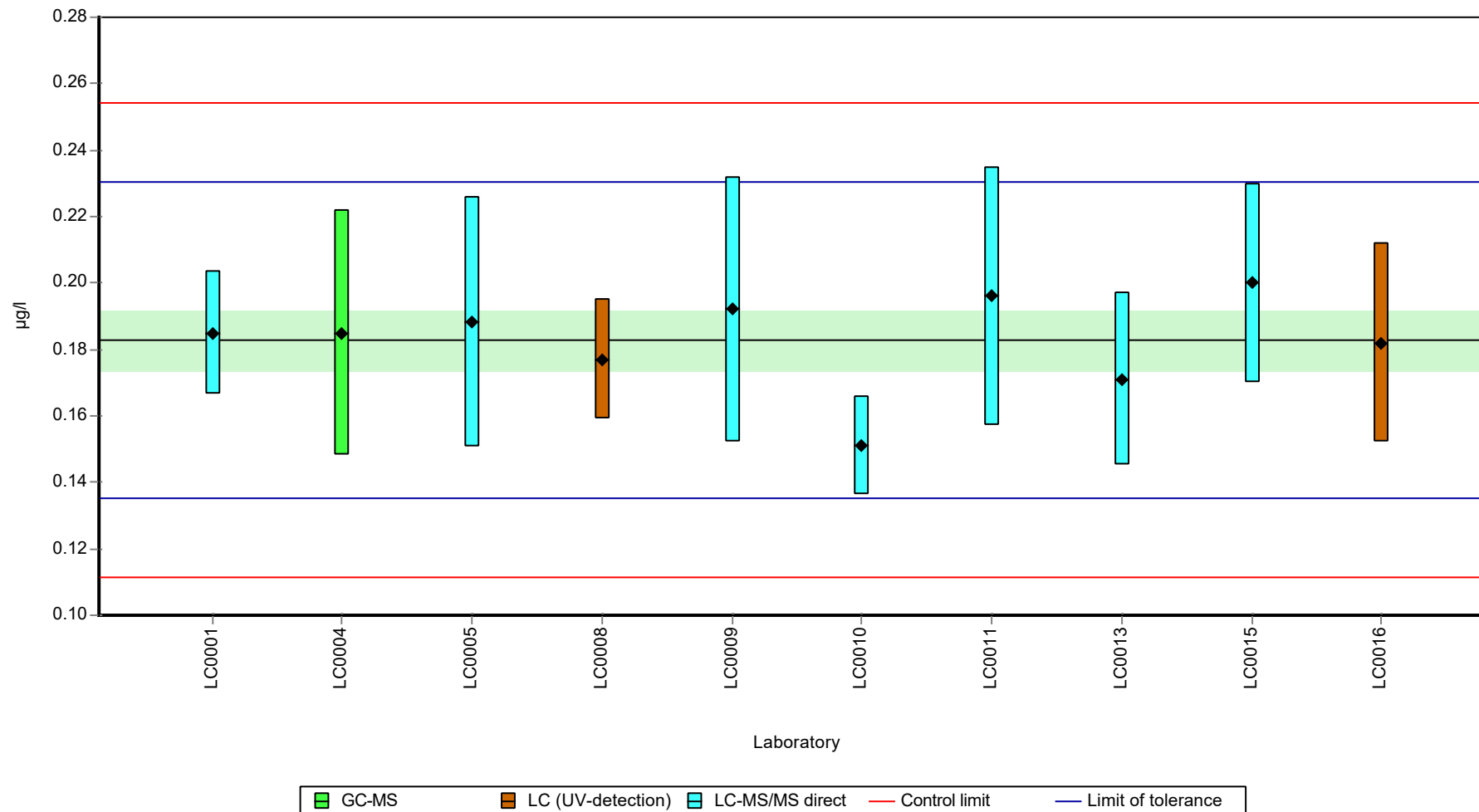
Labcode	Result	± U	Recovery [%]	z-score	Comments
LC0001	0.185	0.0185	101	0.09	
LC0002	-	-	-	-	
LC0003	-	-	-	-	
LC0004	0.185	0.037	101	0.09	
LC0005	0.1885	0.0377	103	0.24	
LC0006	-	-	-	-	
LC0007	-	-	-	-	
LC0008	0.177	0.018	96.9	-0.24	
LC0009	0.192	0.04	105	0.39	
LC0010	0.151	0.015	82.6	-1.34	
LC0011	0.196	0.039	107	0.56	
LC0012	-	-	-	-	
LC0013	0.171	0.026	93.6	-0.49	
LC0014	-	-	-	-	
LC0015	0.2	0.03	109	0.73	
LC0016	0.182	0.03	99.6	-0.03	
LC0017	-	-	-	-	

Characteristics of parameter

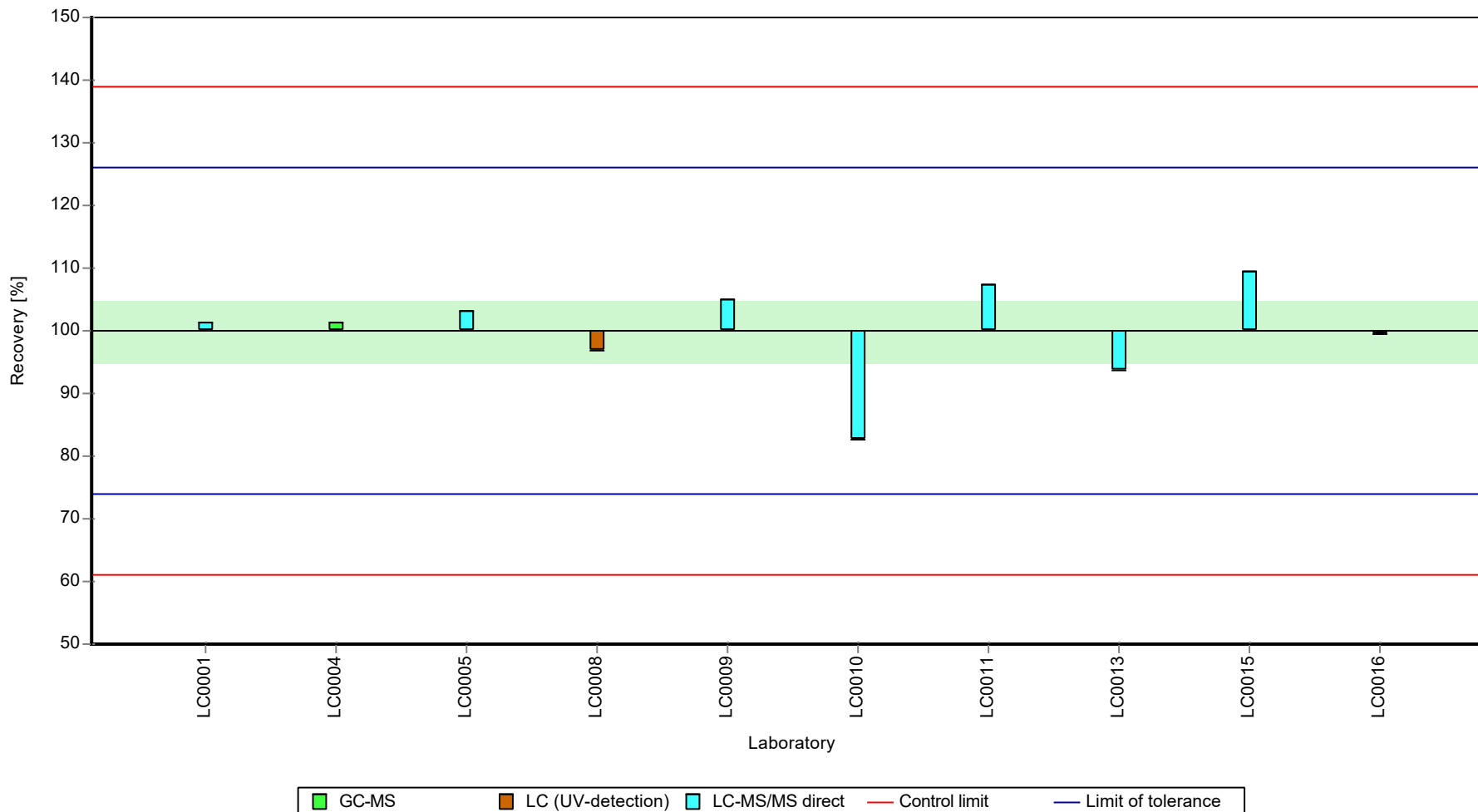
	all results	without outliers	Unit
Mean ± CI (99%)	0.183 ± 0.0133	0.183 ± 0.0133	µg/l
Minimum	0.151	0.151	µg/l
Maximum	0.2	0.2	µg/l
Standard deviation	0.0141	0.0141	µg/l
rel. standard deviation	7.7	7.7	%
n	10	10	-

Graphical presentation of results

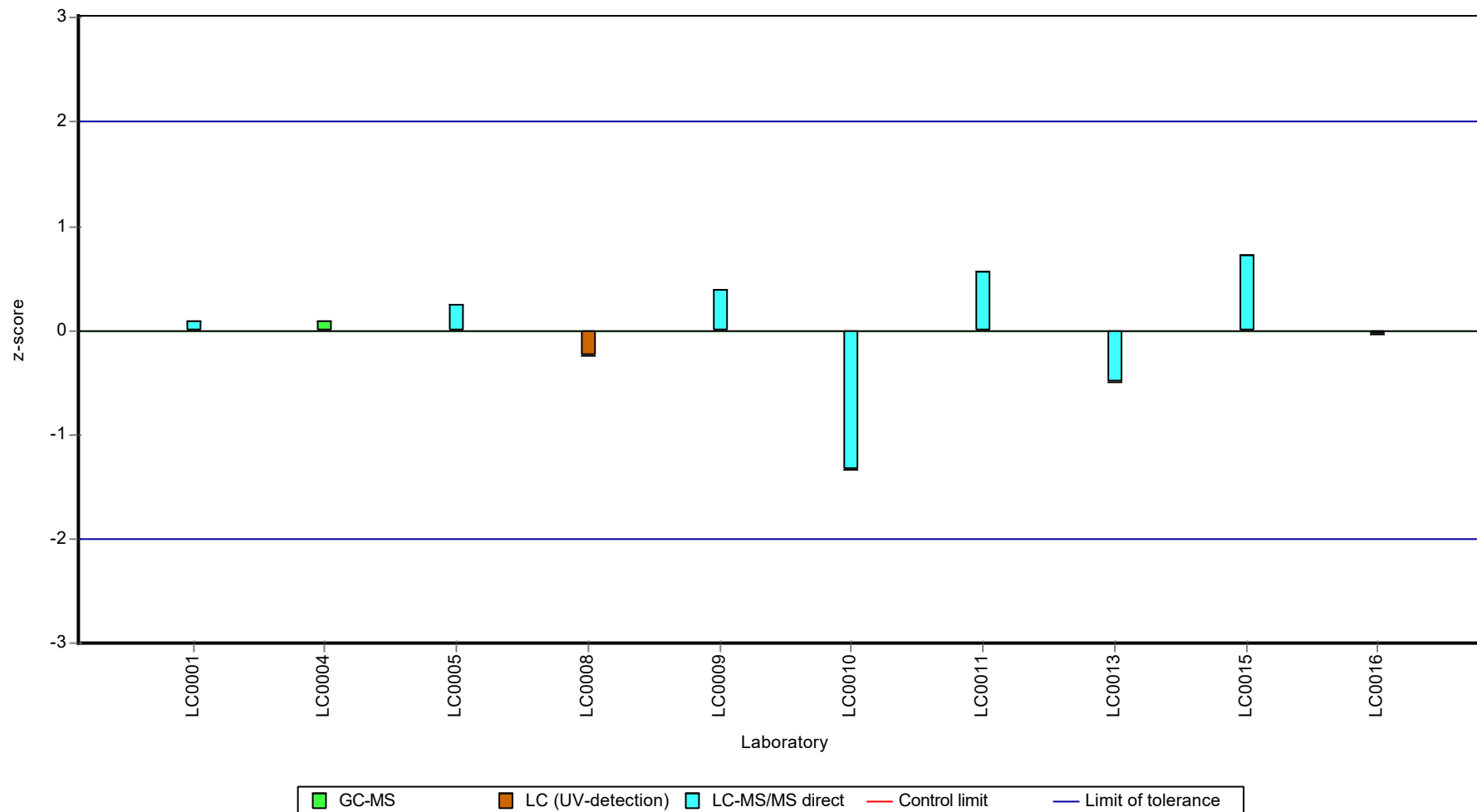
Results



Recovery rate



Z-score



Parameter oriented report

H108 B

Propazine

Unit	µg/l
Assigned value ± U (k=2)	0.36 ± 0.0175
Criterion	0.0468 (13 %)
Minimum - Maximum	0.296 - 0.389
Control test value ± U (k=2)	0.299 ± 0.0448

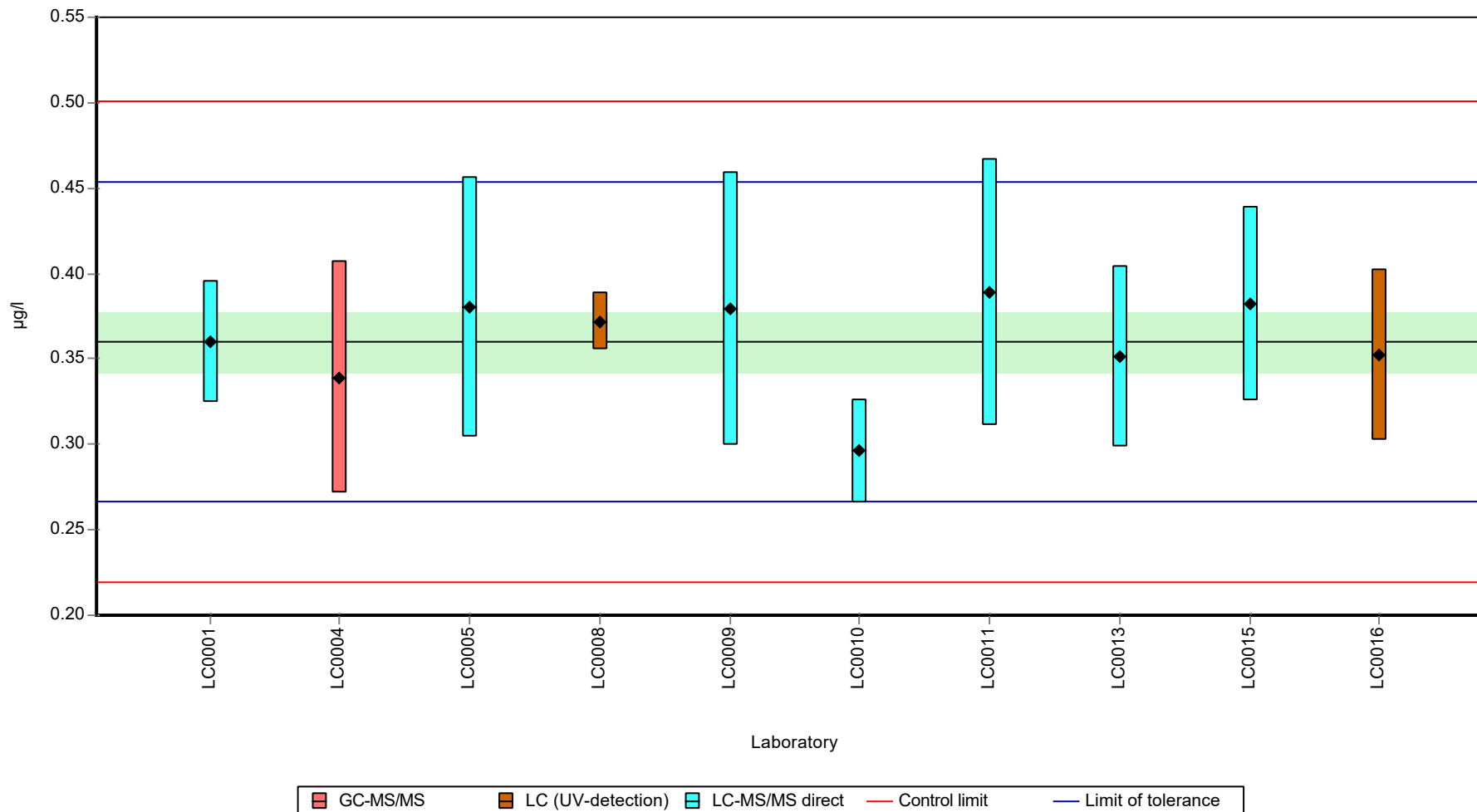
Labcode	Result	± U	Recovery [%]	z-score	Comments
LC0001	0.36	0.036	100	0	
LC0002	-	-	-	-	
LC0003	-	-	-	-	
LC0004	0.339	0.068	94.2	-0.45	
LC0005	0.38	0.076	106	0.43	
LC0006	-	-	-	-	
LC0007	-	-	-	-	
LC0008	0.372	0.017	103	0.26	
LC0009	0.379	0.08	105	0.41	
LC0010	0.296	0.03	82.2	-1.37	
LC0011	0.389	0.078	108	0.62	
LC0012	-	-	-	-	
LC0013	0.351	0.053	97.5	-0.19	
LC0014	-	-	-	-	
LC0015	0.382	0.057	106	0.47	
LC0016	0.352	0.05	97.8	-0.17	
LC0017	-	-	-	-	

Characteristics of parameter

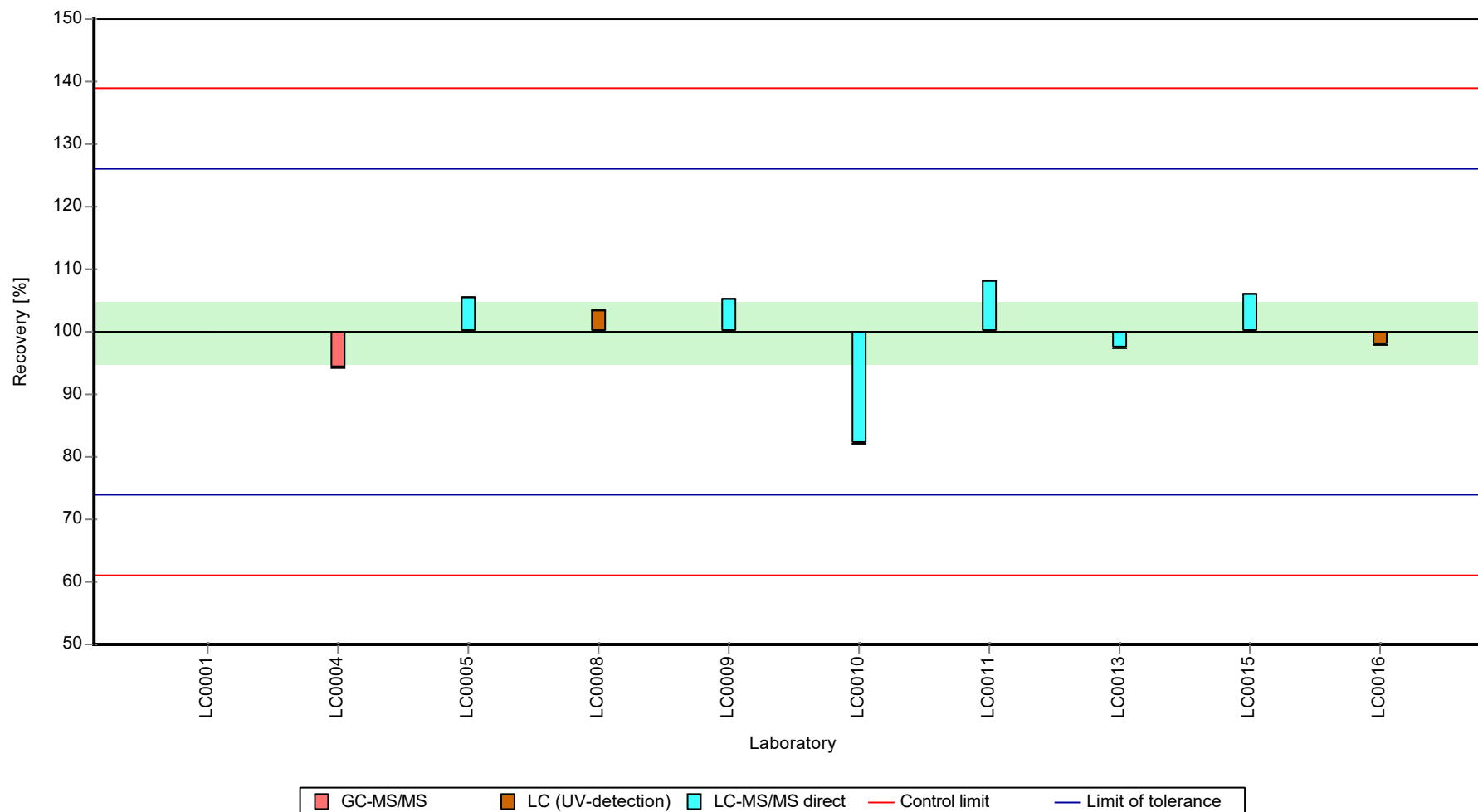
	all results	without outliers	Unit
Mean ± CI (99%)	0.36 ± 0.0263	0.36 ± 0.0263	µg/l
Minimum	0.296	0.296	µg/l
Maximum	0.389	0.389	µg/l
Standard deviation	0.0277	0.0277	µg/l
rel. standard deviation	7.7	7.7	%
n	10	10	-

Graphical presentation of results

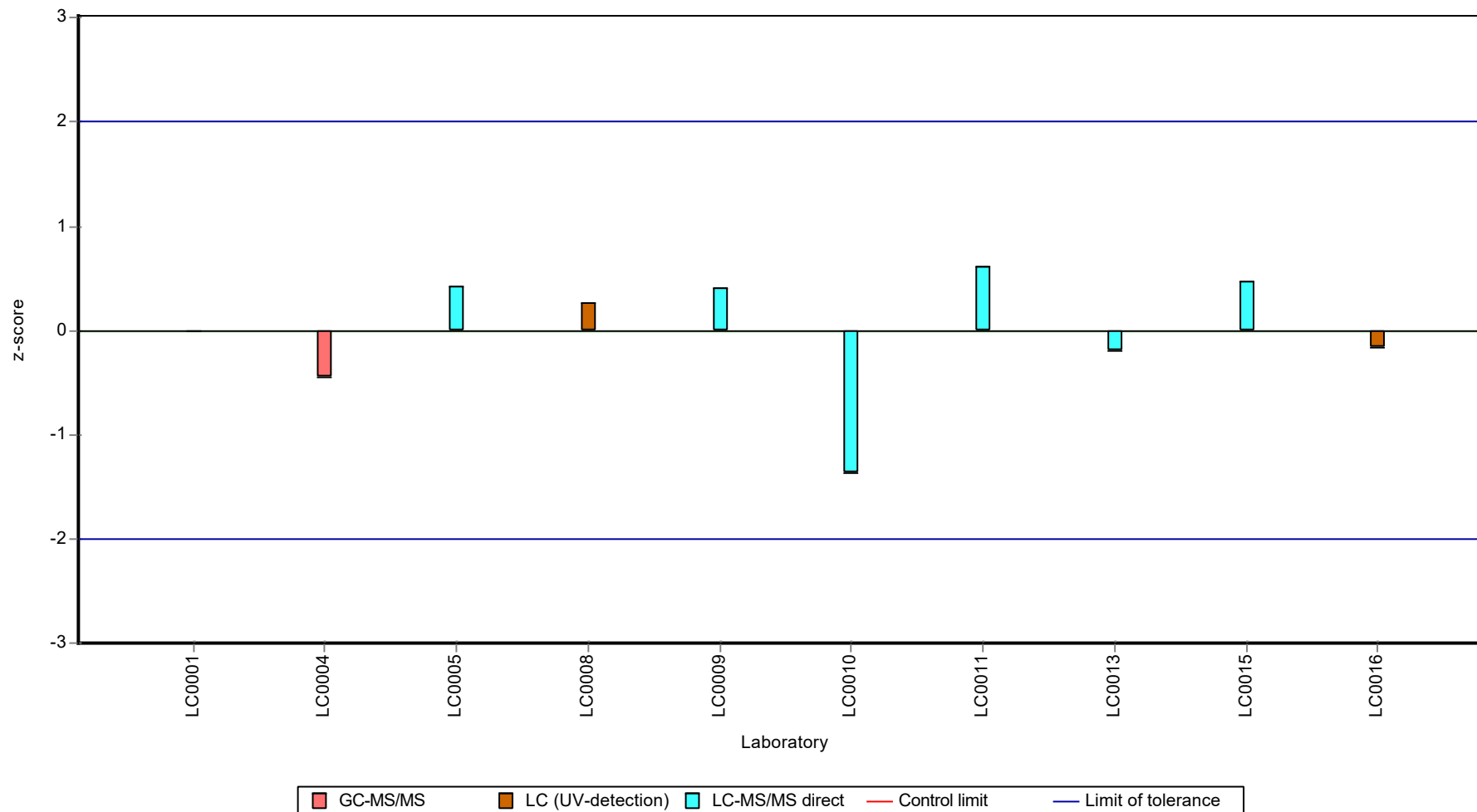
Results



Recovery rate



Z-score



Parameter oriented report

H108 A

Sum Chlordane

Unit	µg/l
Assigned value ± U (k=2)	0.183 ± 0.0204
Criterion	0.0549 (30 %)
Minimum - Maximum	0.148 - 0.223
Control test value ± U (k=2)	0.206 ± 0.0906

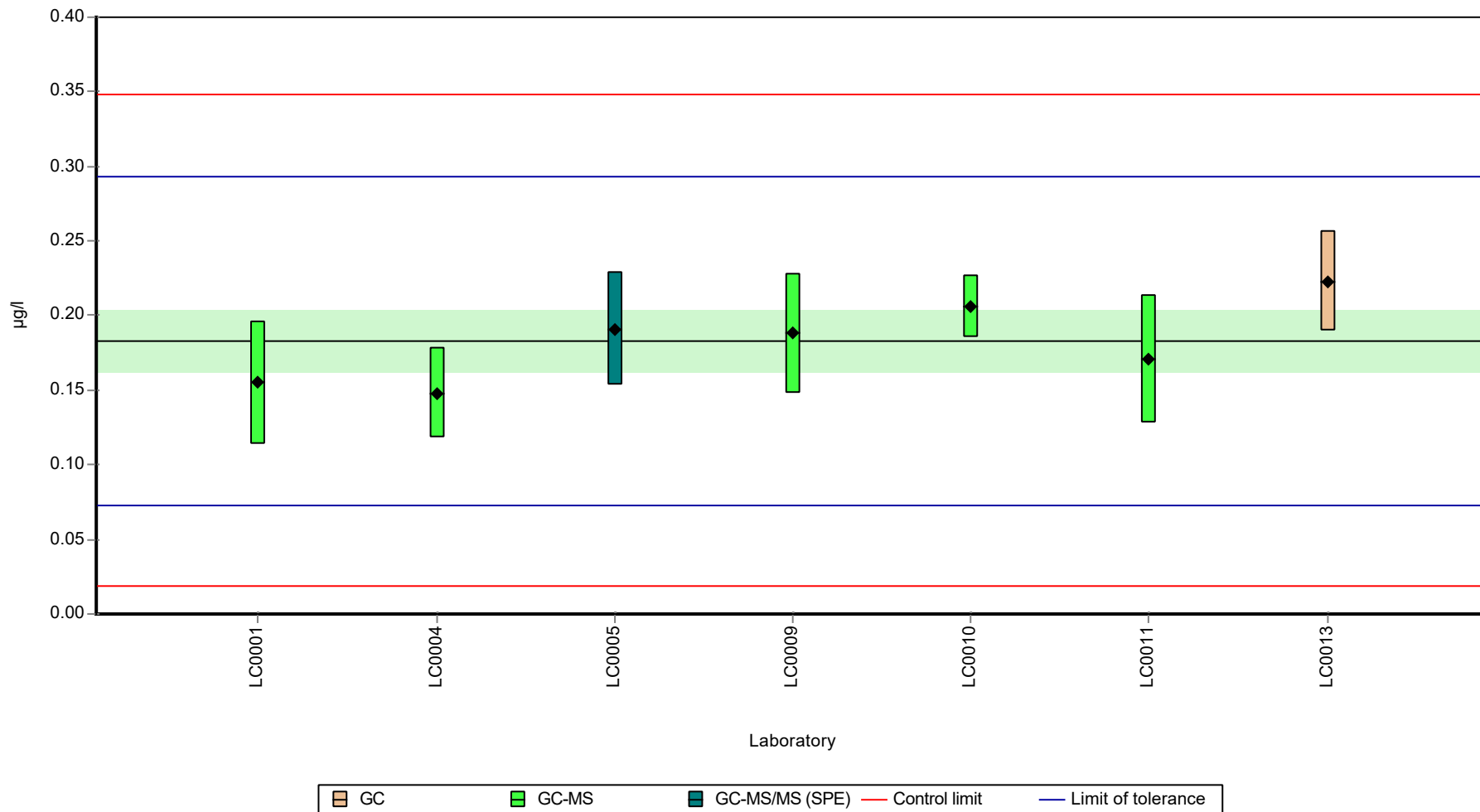
Labcode	Result	± U	Recovery [%]	z-score	Comments
LC0001	0.155	0.0411	84.6	-0.51	
LC0002	-	-	-	-	
LC0003	-	-	-	-	
LC0004	0.148	0.03	80.8	-0.64	
LC0005	0.191	0.0382	104	0.14	
LC0006	-	-	-	-	
LC0007	-	-	-	-	
LC0008	-	-	-	-	
LC0009	0.188	0.04	103	0.09	
LC0010	0.206	0.021	112	0.42	
LC0011	0.171	0.043	93.4	-0.22	
LC0012	-	-	-	-	
LC0013	0.223	0.034	122	0.72	
LC0014	-	-	-	-	
LC0015	-	-	-	-	
LC0016	-	-	-	-	
LC0017	-	-	-	-	

Characteristics of parameter

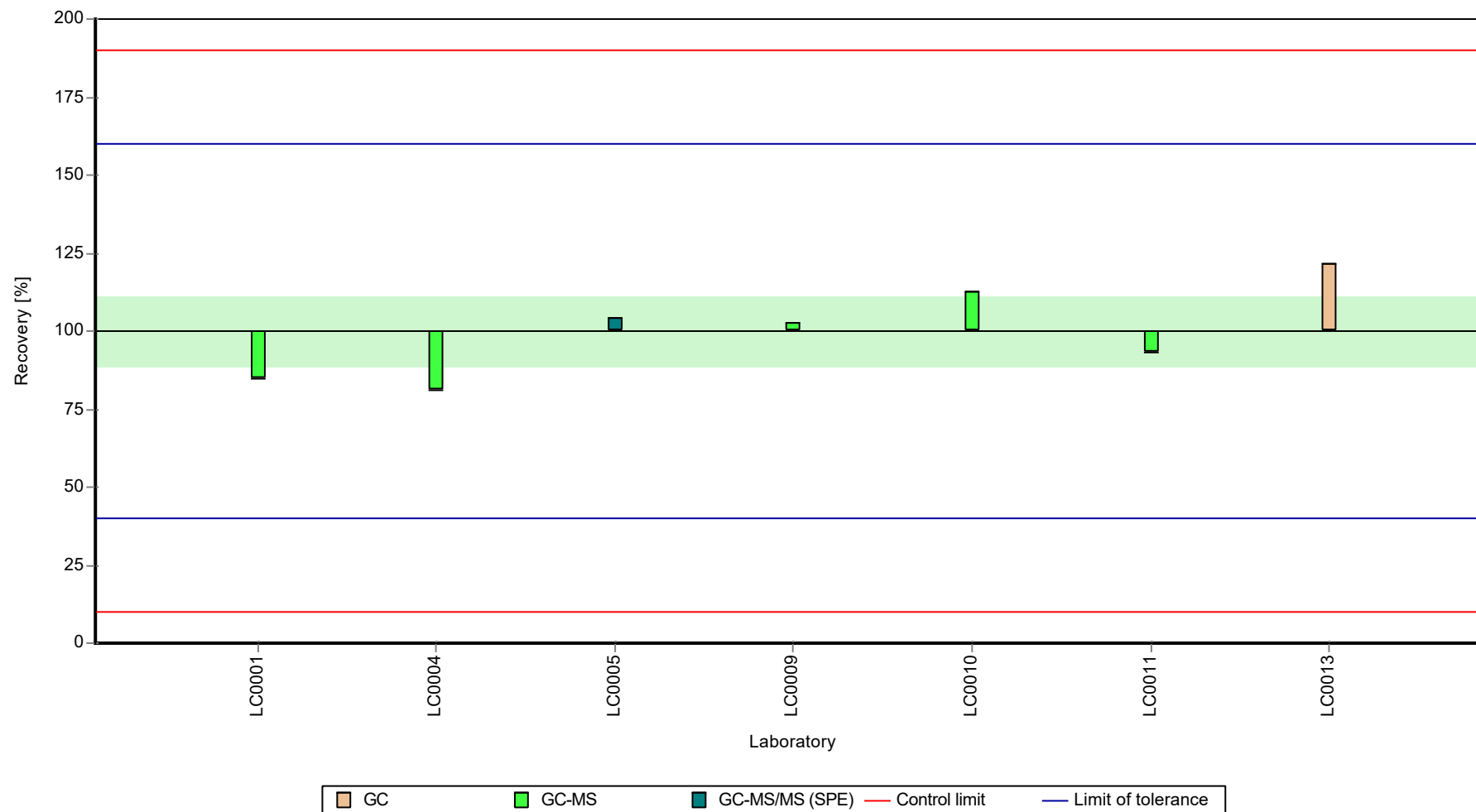
	all results	without outliers	Unit
Mean ± CI (99%)	0.183 ± 0.0306	0.183 ± 0.0306	µg/l
Minimum	0.148	0.148	µg/l
Maximum	0.223	0.223	µg/l
Standard deviation	0.027	0.027	µg/l
rel. standard deviation	14.7	14.7	%
n	7	7	-

Graphical presentation of results

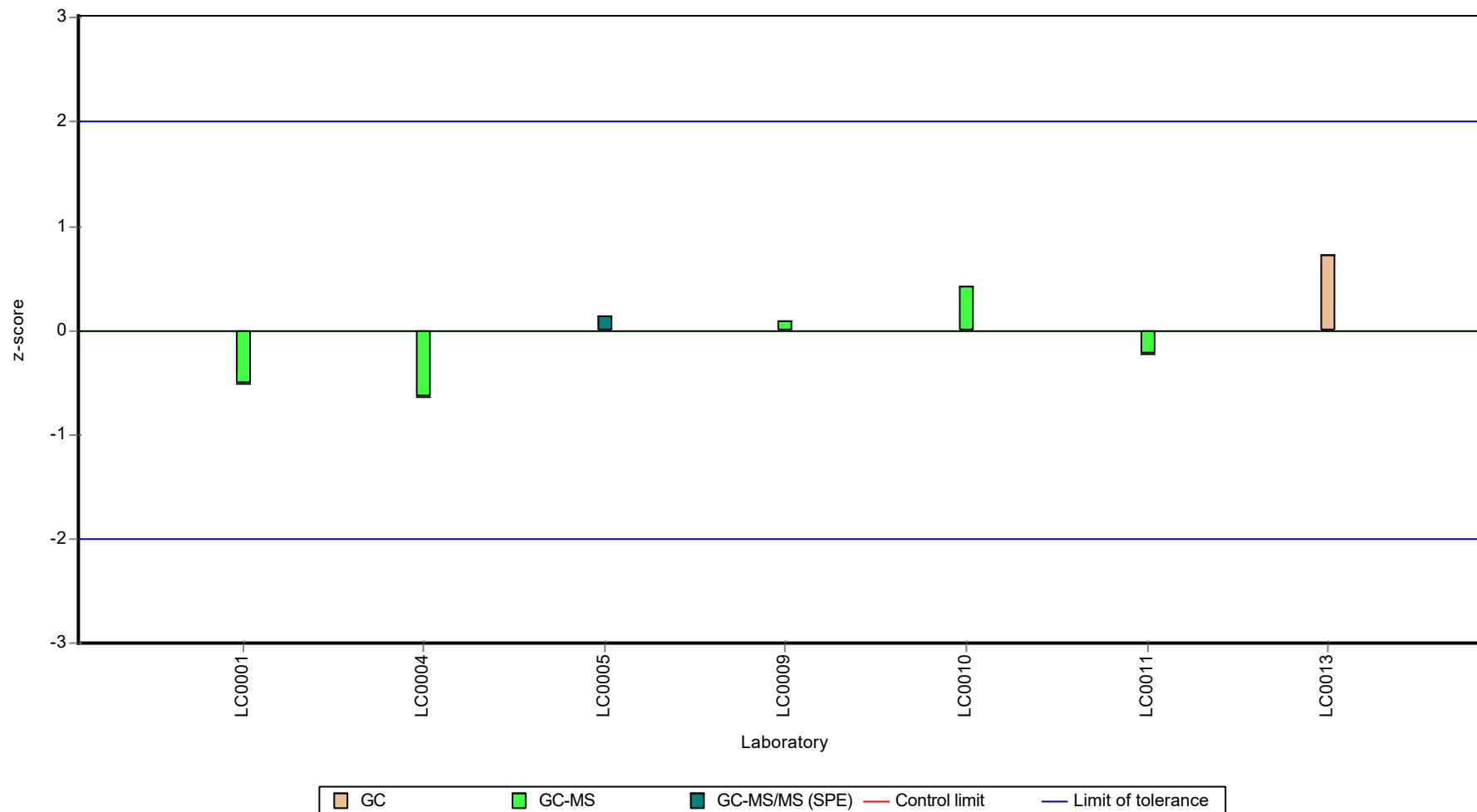
Results



Recovery rate



Z-score



Parameter oriented report

H108 B

Sum Chlordane

Unit	µg/l
Assigned value ± U (k=2)	0.067 ± 0.00744
Criterion	0.0201 (30 %)
Minimum - Maximum	0.053 - 0.0787
Control test value ± U (k=2)	0.074 ± 0.0326

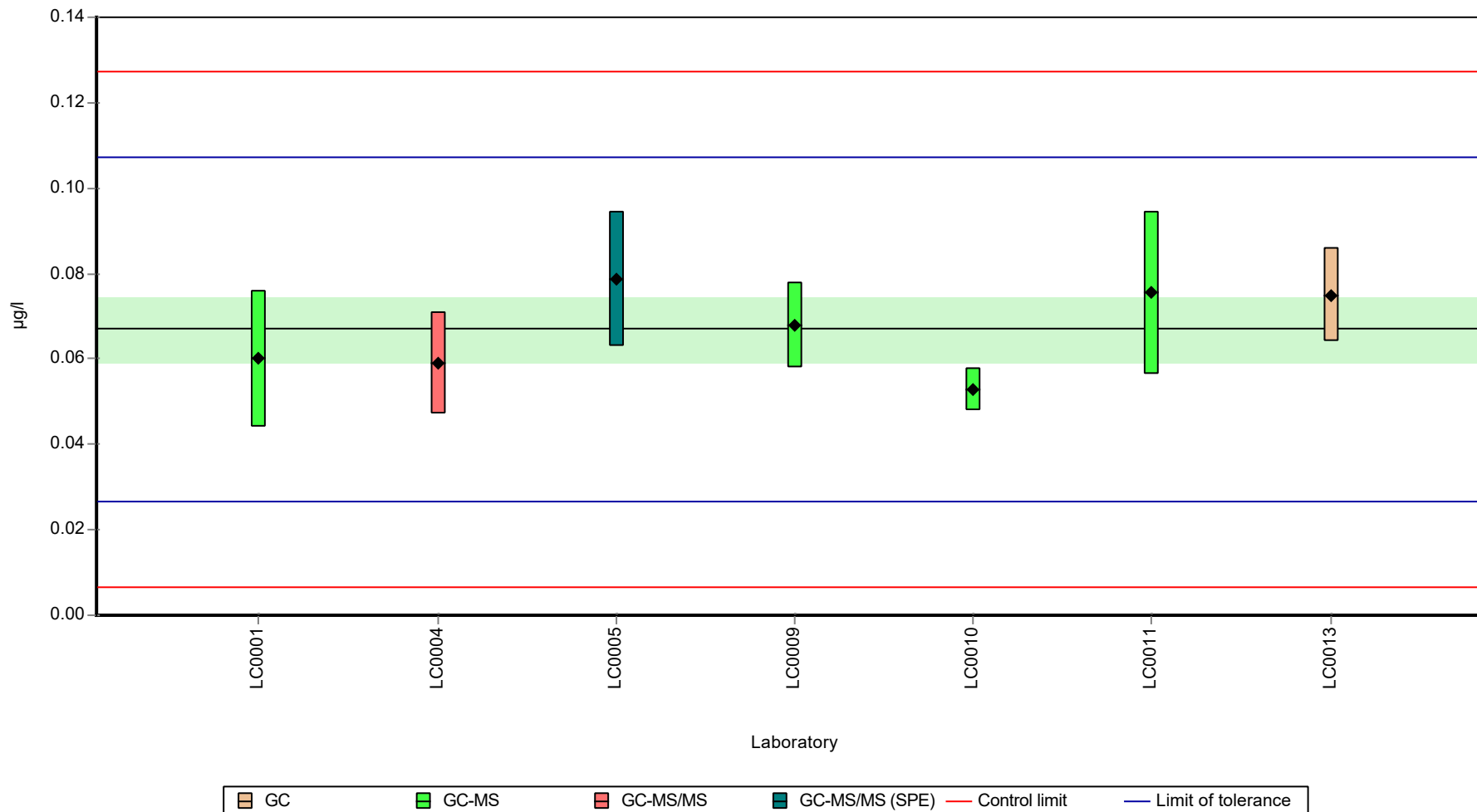
Labcode	Result	± U	Recovery [%]	z-score	Comments
LC0001	0.06	0.0159	89.5	-0.35	
LC0002	-	-	-	-	
LC0003	-	-	-	-	
LC0004	0.059	0.012	88	-0.4	
LC0005	0.07867	0.01573	117	0.58	
LC0006	-	-	-	-	
LC0007	-	-	-	-	
LC0008	-	-	-	-	
LC0009	0.068	0.01	101	0.05	
LC0010	0.053	0.005	79.1	-0.7	
LC0011	0.0754	0.019	113	0.42	
LC0012	-	-	-	-	
LC0013	0.075	0.011	112	0.4	
LC0014	-	-	-	-	
LC0015	-	-	-	-	
LC0016	-	-	-	-	
LC0017	-	-	-	-	

Characteristics of parameter

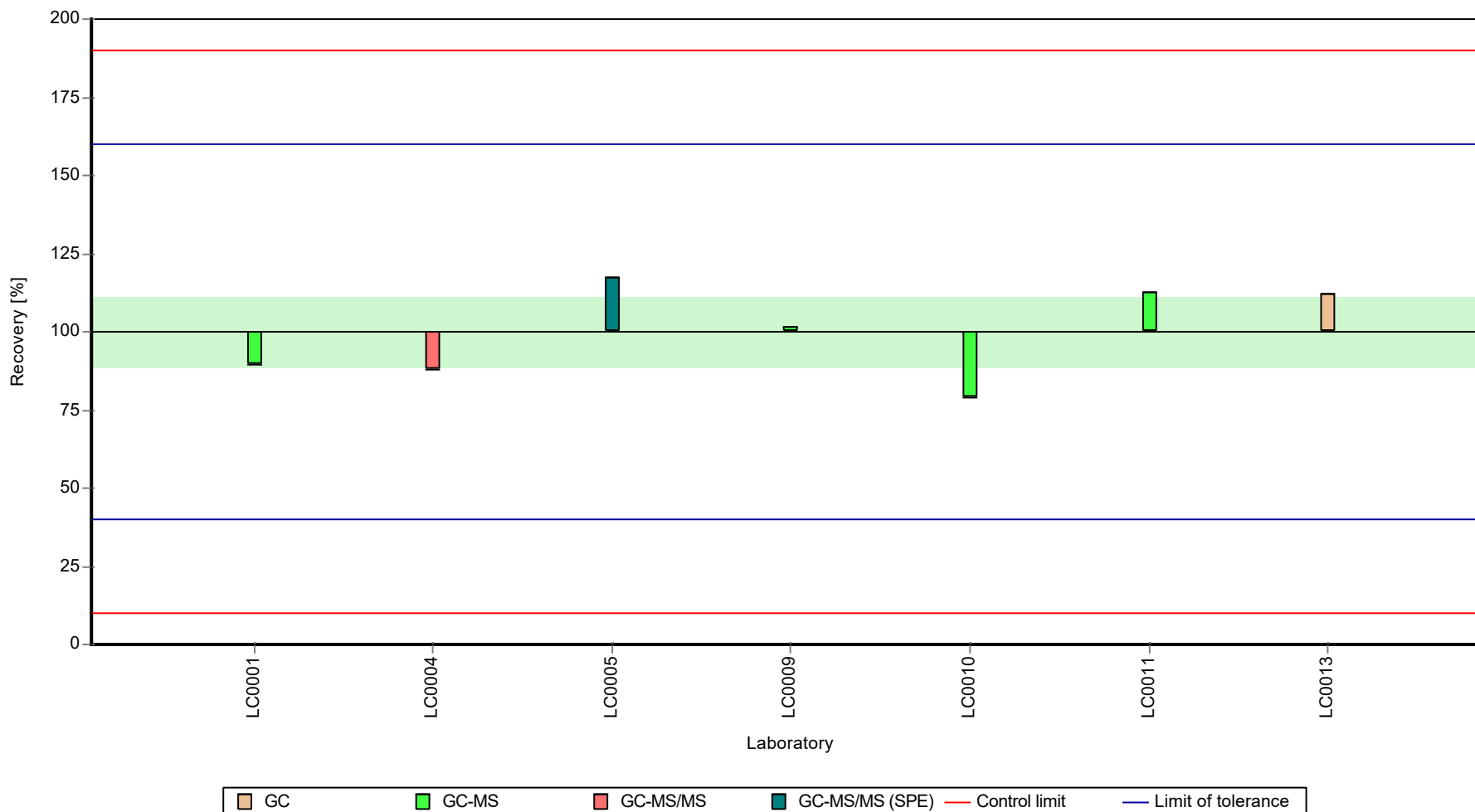
	all results	without outliers	Unit
Mean ± CI (99%)	0.067 ± 0.0112	0.067 ± 0.0112	µg/l
Minimum	0.053	0.053	µg/l
Maximum	0.0787	0.0787	µg/l
Standard deviation	0.00984	0.00984	µg/l
rel. standard deviation	14.7	14.7	%
n	7	7	-

Graphical presentation of results

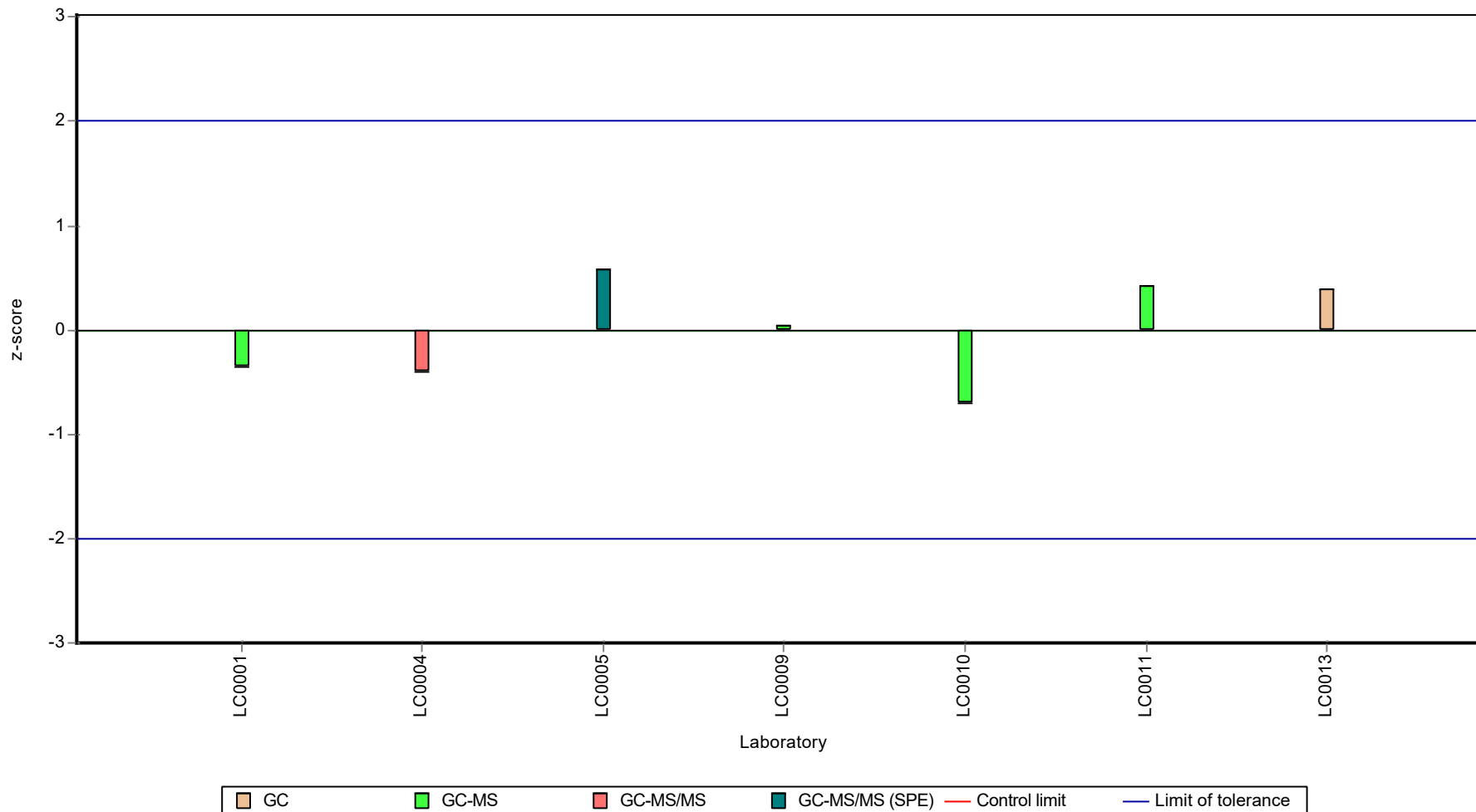
Results



Recovery rate



Z-score



Parameter oriented report

H108 A

Sum DDD

Unit	µg/l
Assigned value ± U (k=2)	0.842 ± 0.0967
Criterion	0.311 (37 %)
Minimum - Maximum	0.705 - 1.02
Control test value ± U (k=2)	0.842 ± 0.337

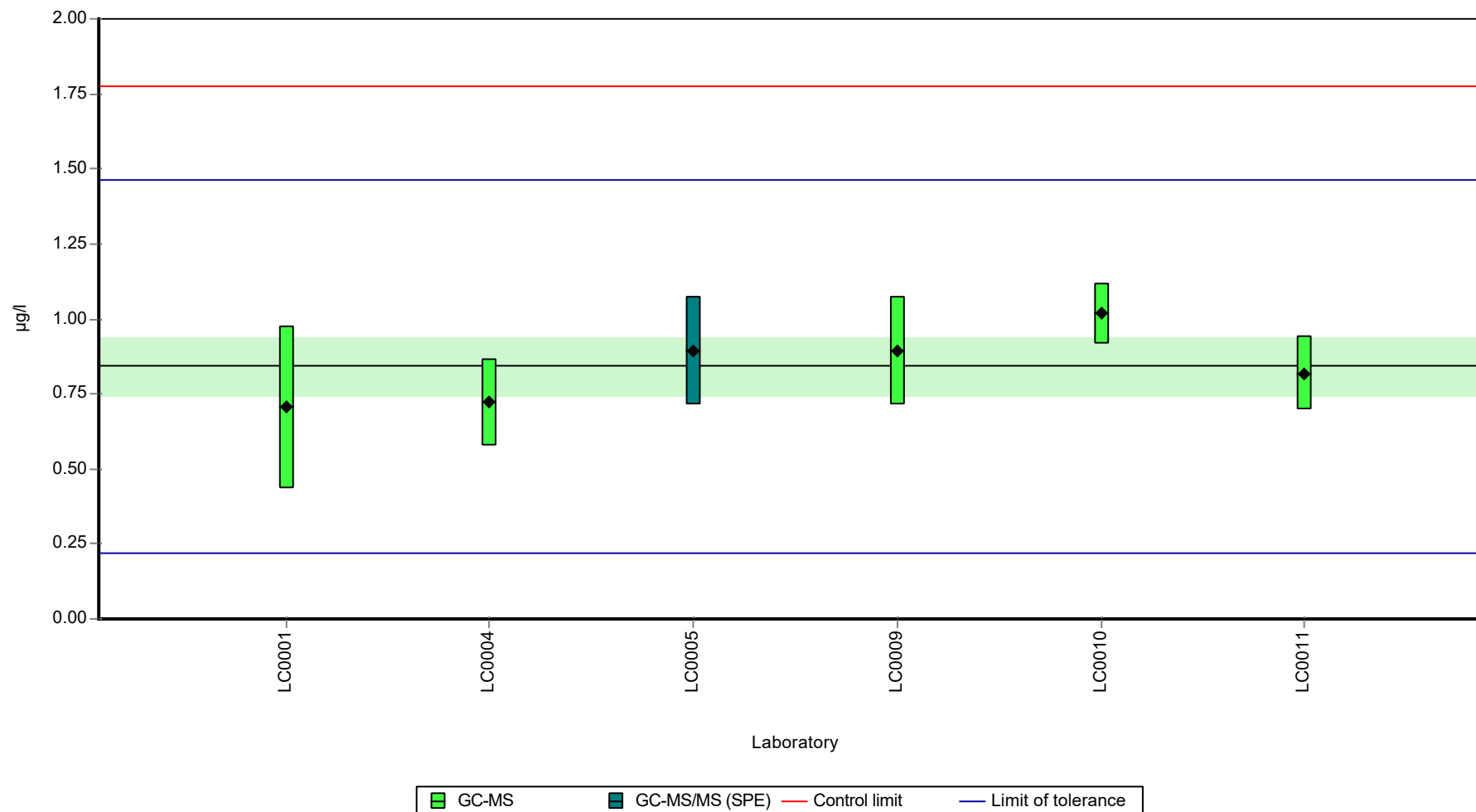
Labcode	Result	± U	Recovery [%]	z-score	Comments
LC0001	0.705	0.271	83.8	-0.44	
LC0002	-	-	-	-	
LC0003	-	-	-	-	
LC0004	0.721	0.144	85.7	-0.39	
LC0005	0.8935	0.1787	106	0.17	
LC0006	-	-	-	-	
LC0007	-	-	-	-	
LC0008	-	-	-	-	
LC0009	0.893	0.18	106	0.17	
LC0010	1.018	0.102	121	0.57	
LC0011	0.819	0.123	97.3	-0.07	
LC0012	-	-	-	-	
LC0013	-	-	-	-	
LC0014	-	-	-	-	
LC0015	-	-	-	-	
LC0016	-	-	-	-	
LC0017	-	-	-	-	

Characteristics of parameter

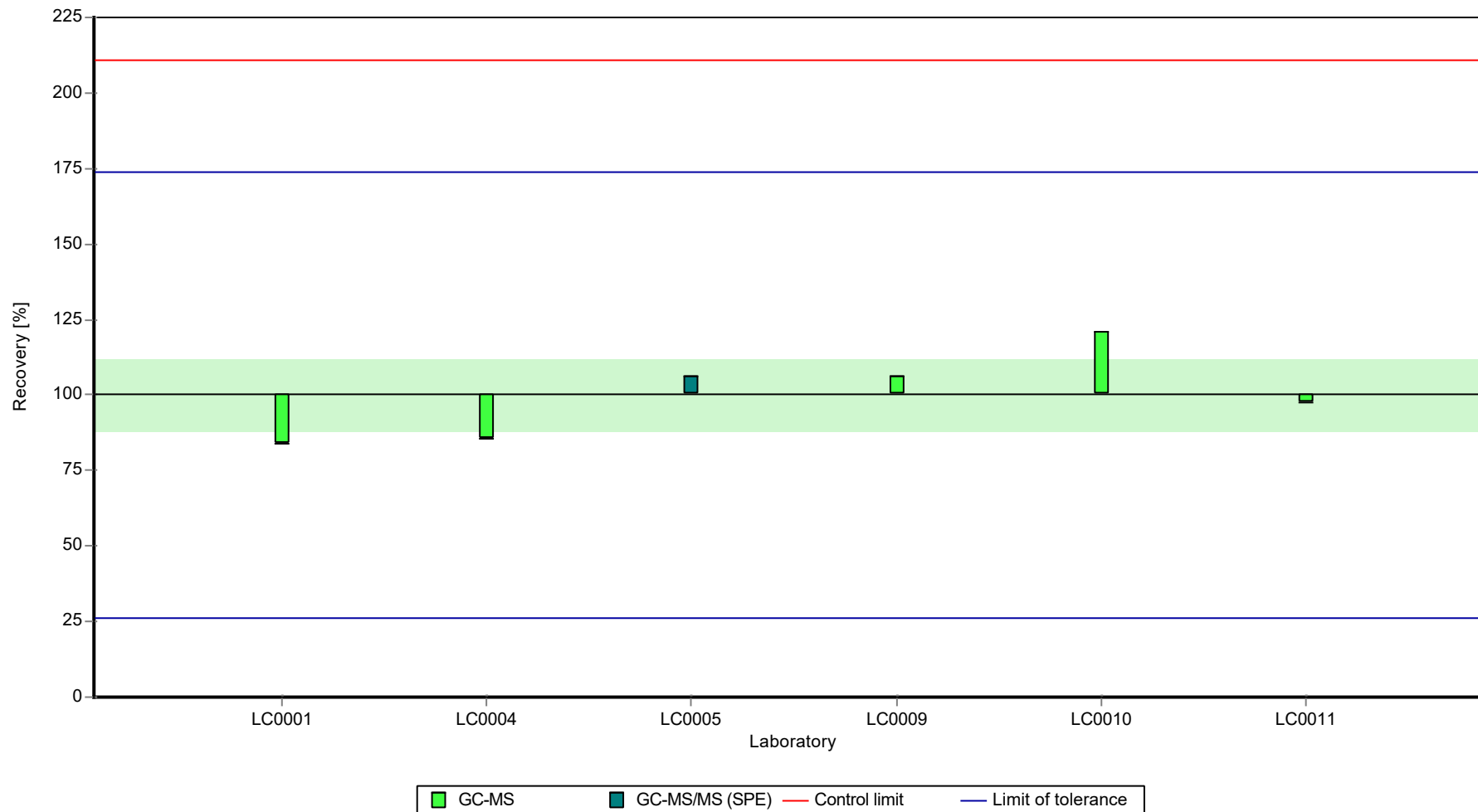
	all results	without outliers	Unit
Mean ± CI (99%)	0.842 ± 0.145	0.842 ± 0.145	µg/l
Minimum	0.705	0.705	µg/l
Maximum	1.02	1.02	µg/l
Standard deviation	0.118	0.118	µg/l
rel. standard deviation	14.1	14.1	%
n	6	6	-

Graphical presentation of results

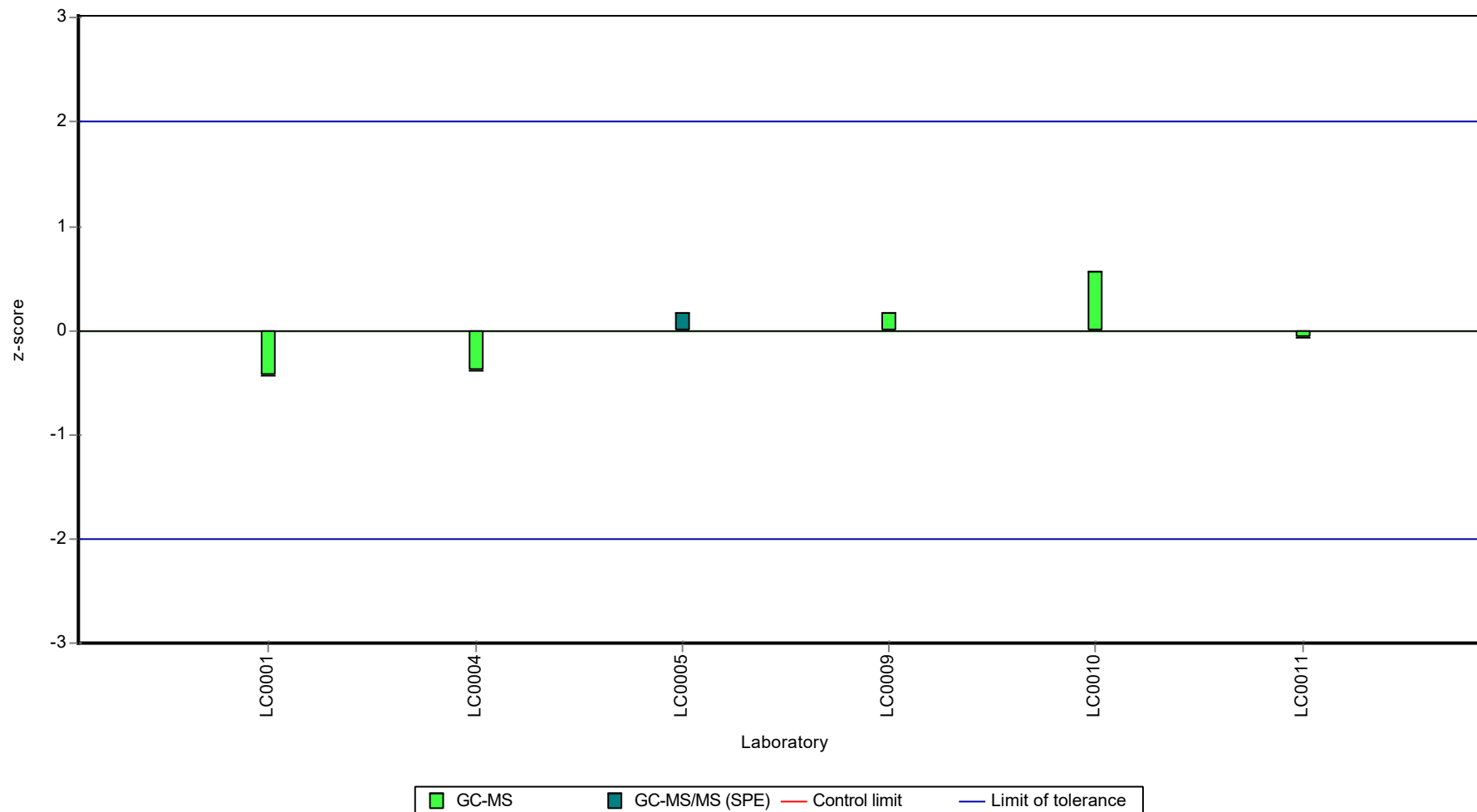
Results



Recovery rate



Z-score



Parameter oriented report

H108 B

Sum DDD

Unit	µg/l
Assigned value ± U (k=2)	0.656 ± 0.0515
Criterion	0.243 (37 %)
Minimum - Maximum	0.58 - 0.732
Control test value ± U (k=2)	0.576 ± 0.23

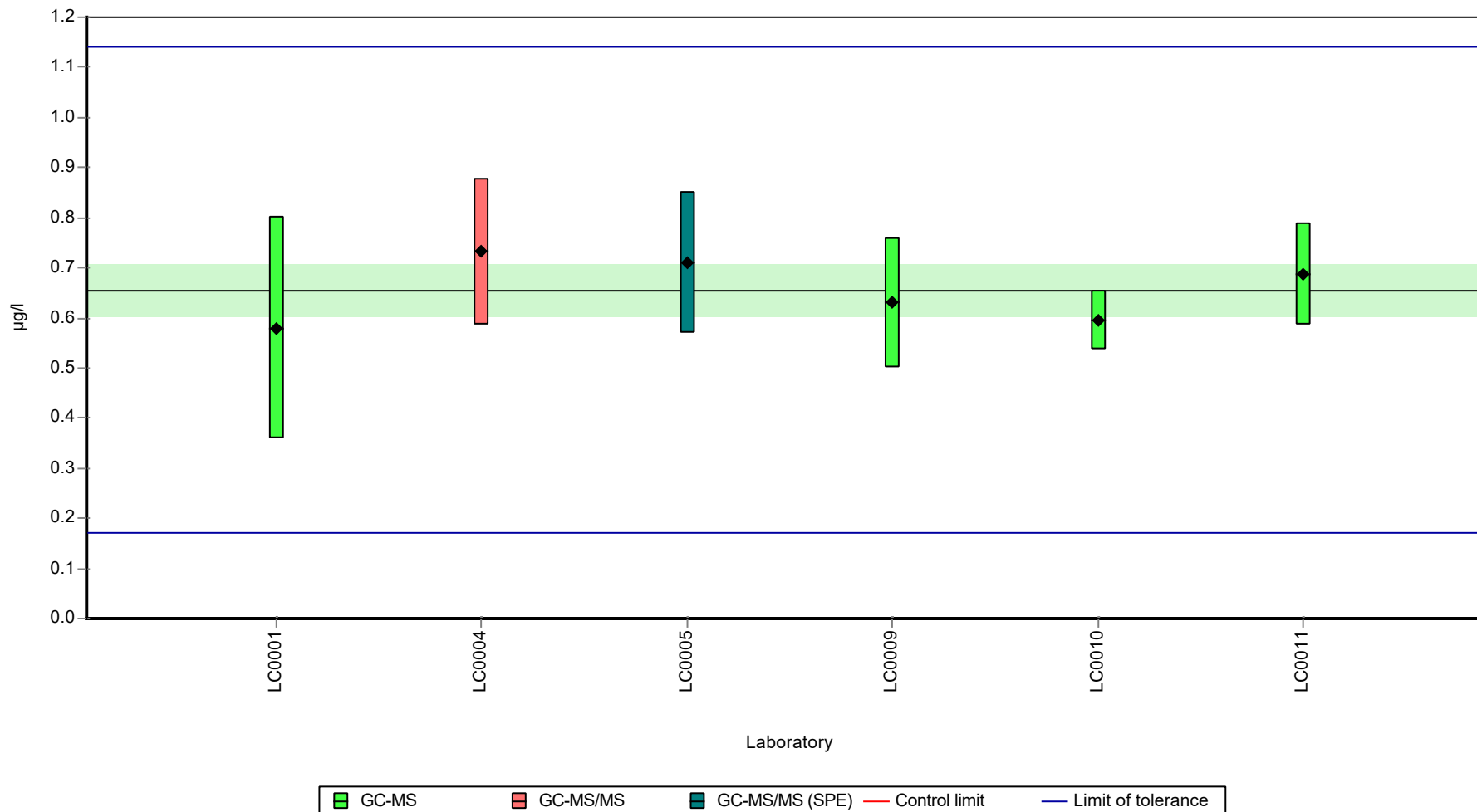
Labcode	Result	± U	Recovery [%]	z-score	Comments
LC0001	0.58	0.223	88.5	-0.31	
LC0002	-	-	-	-	
LC0003	-	-	-	-	
LC0004	0.732	0.146	112	0.32	
LC0005	0.71	0.142	108	0.22	
LC0006	-	-	-	-	
LC0007	-	-	-	-	
LC0008	-	-	-	-	
LC0009	0.631	0.13	96.2	-0.1	
LC0010	0.594	0.059	90.6	-0.25	
LC0011	0.687	0.103	105	0.13	
LC0012	-	-	-	-	
LC0013	-	-	-	-	
LC0014	-	-	-	-	
LC0015	-	-	-	-	
LC0016	-	-	-	-	
LC0017	-	-	-	-	

Characteristics of parameter

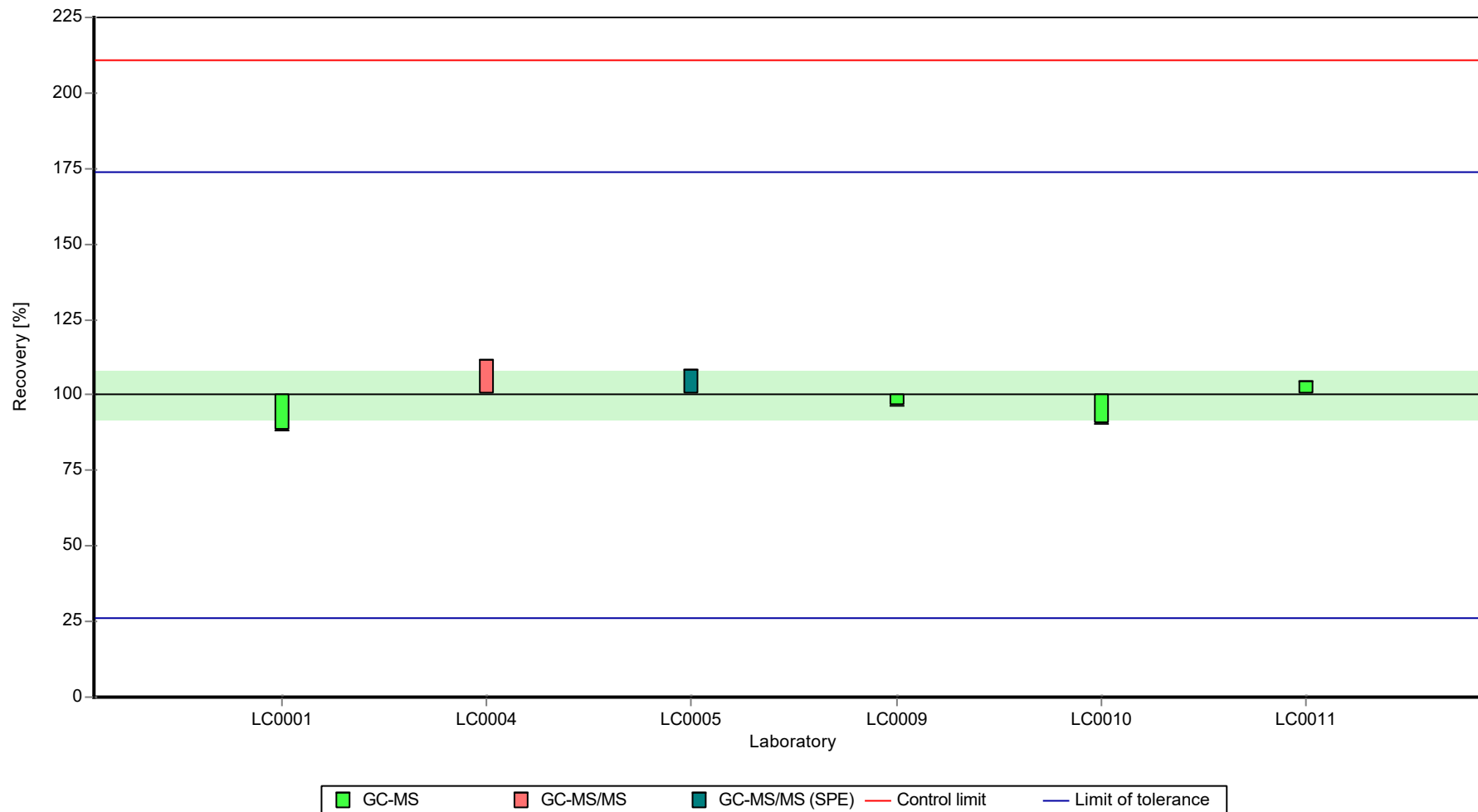
	all results	without outliers	Unit
Mean ± CI (99%)	0.656 ± 0.0773	0.656 ± 0.0773	µg/l
Minimum	0.58	0.58	µg/l
Maximum	0.732	0.732	µg/l
Standard deviation	0.0631	0.0631	µg/l
rel. standard deviation	9.62	9.62	%
n	6	6	-

Graphical presentation of results

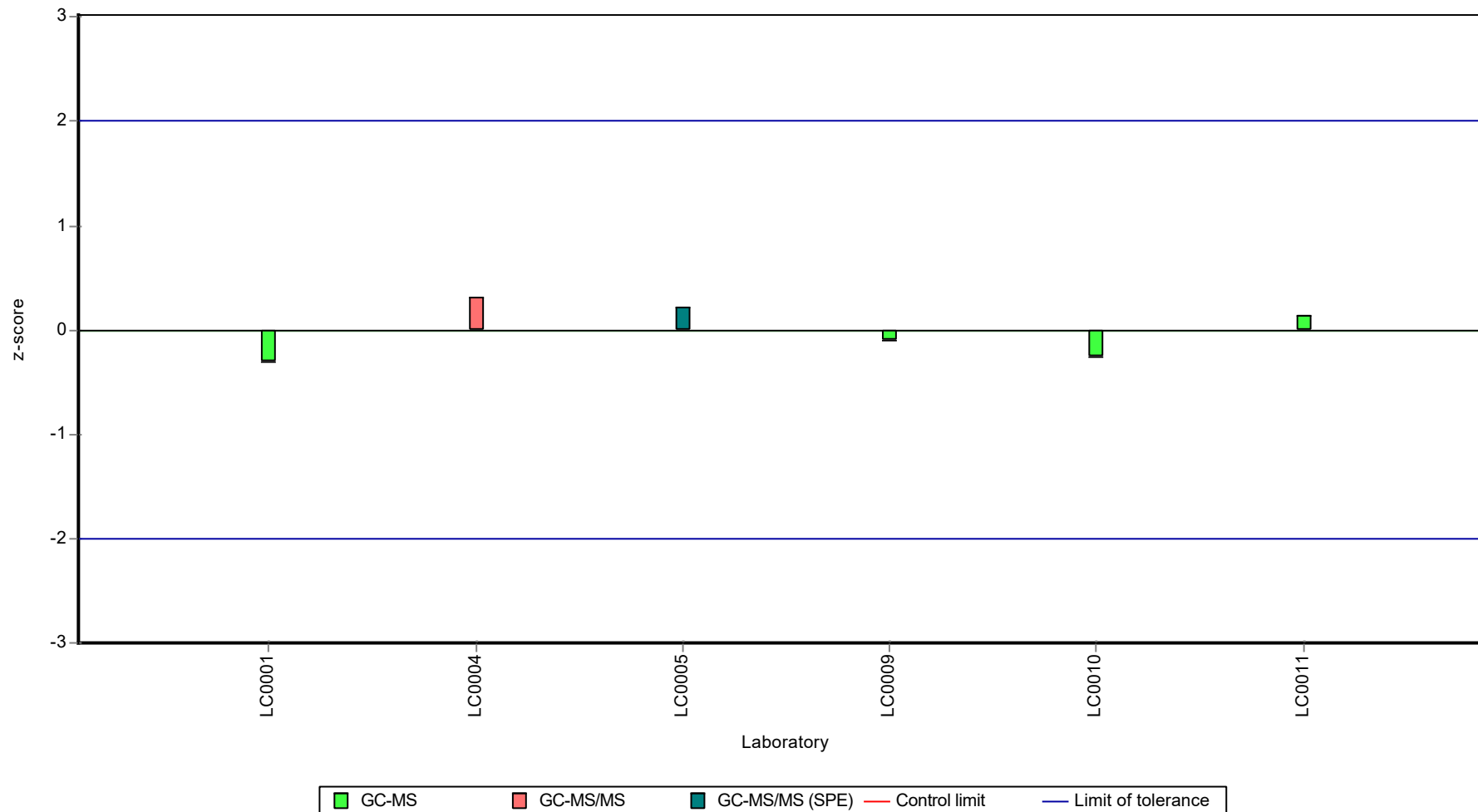
Results



Recovery rate



Z-score



Parameter oriented report

H108 A

Sum DDE

Unit	µg/l
Assigned value ± U (k=2)	0.401 ± 0.0683
Criterion	-
Minimum - Maximum	0.295 - 0.558
Control test value ± U (k=2)	0.432 ± 0.134

Information zur Auswertung:
Aufgrund der Ergebnisse der Homogenitätsprüfung können bei diesem Parameter nur Informationswerte angegeben werden.

Information for evaluation:
Due to the results of the homogeneity test of the samples only informational values are presented in the report for this parameter.

Labcode	Result	± U	Recovery [%]	z-score	Comments
LC0001	0.295	0.114	73.5	-0.71	
LC0002	-	-	-	-	
LC0003	-	-	-	-	
LC0004	0.339	0.068	84.5	-0.42	
LC0005	0.386	0.0772	96.2	-0.1	
LC0006	-	-	-	-	
LC0007	-	-	-	-	
LC0008	-	-	-	-	
LC0009	0.426	0.09	106	0.17	
LC0010	0.558	0.056	139	1.06	
LC0011	0.337	0.051	84	-0.43	
LC0012	-	-	-	-	
LC0013	0.467	0.07	116	0.44	
LC0014	-	-	-	-	
LC0015	-	-	-	-	
LC0016	-	-	-	-	
LC0017	-	-	-	-	

Characteristics of parameter

	all results	without outliers	Unit
Mean ± CI (99%)	0.401 ± 0.103	0.401 ± 0.103	µg/l
Minimum	0.295	0.295	µg/l
Maximum	0.558	0.558	µg/l
Standard deviation	0.0904	0.0904	µg/l
rel. standard deviation	22.5	22.5	%
n	7	7	-

Information zur Auswertung: Aufgrund der Ergebnisse der Homogenitätsprüfung können bei diesem Parameter nur Informationswerte angegeben werden.

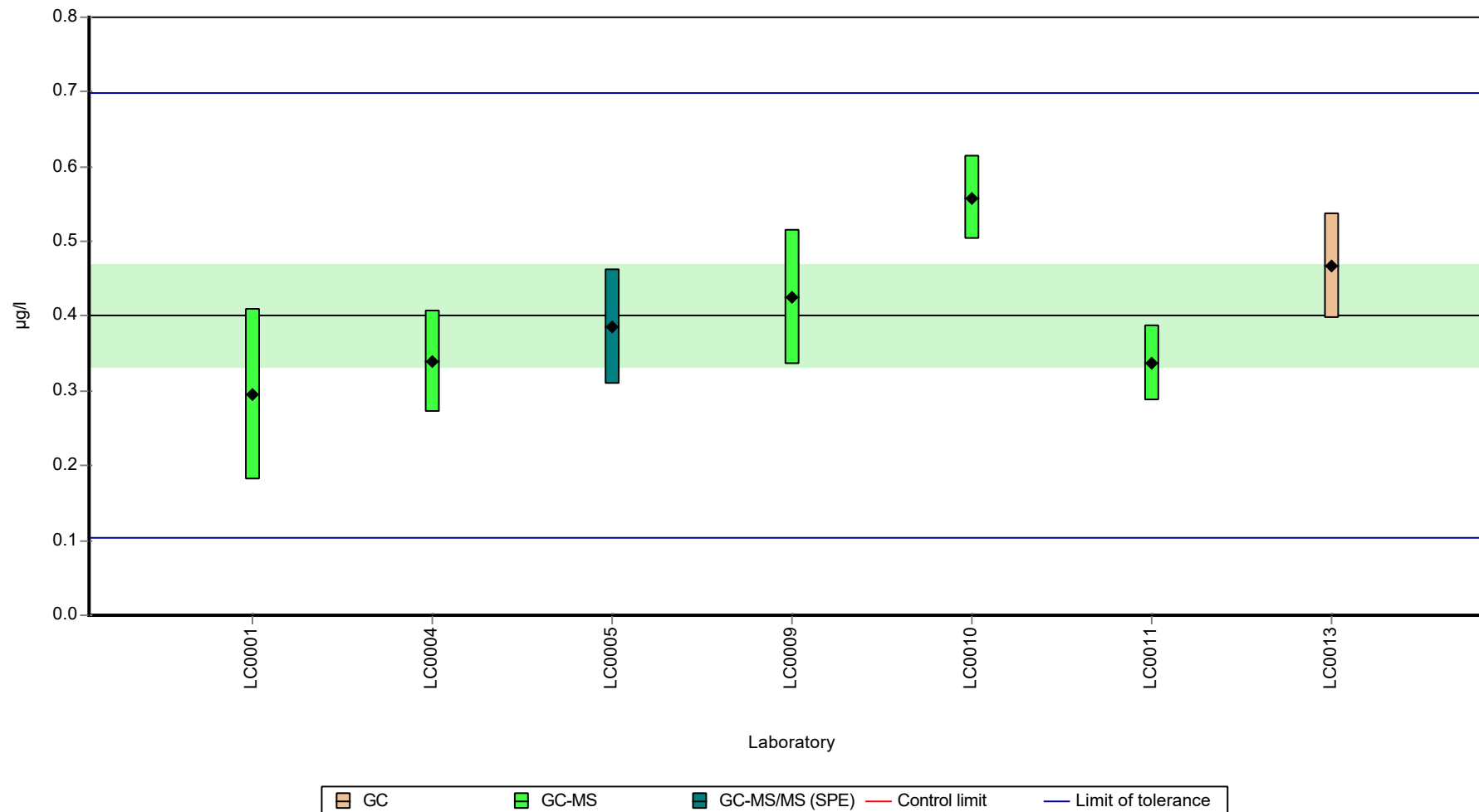
Information for evaluation: Due to the results of the homogeneity test of the samples only informational values are presented in the report for this parameter.

Parameter oriented report Pesticides H108

Sample: H108A, Parameter: Sum DDE

Graphical presentation of results

Results



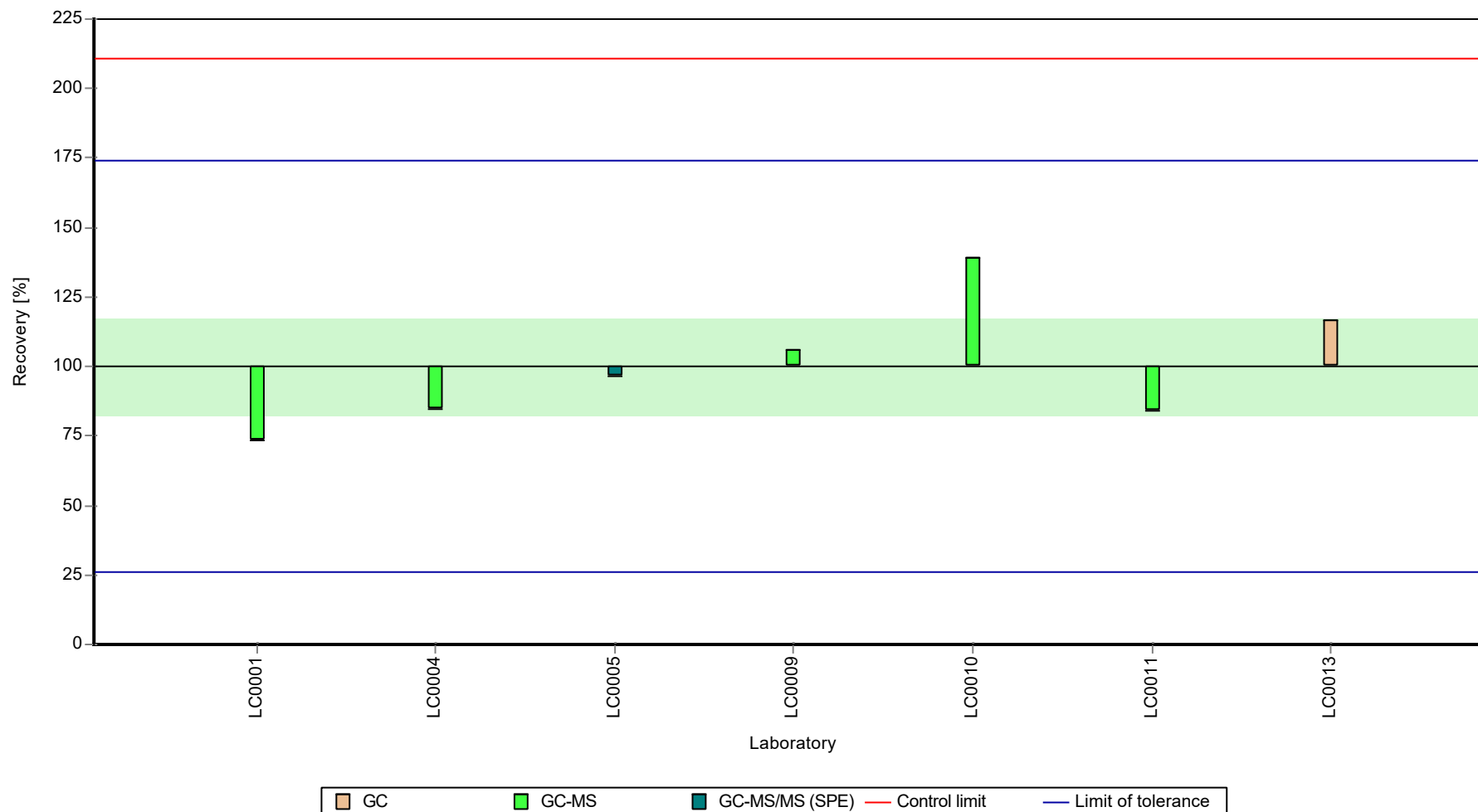
Information zur Auswertung: Aufgrund der Ergebnisse der Homogenitätsprüfung können bei diesem Parameter nur Informationswerte angegeben werden.

Information for evaluation: Due to the results of the homogeneity test of the samples only informational values are presented in the report for this parameter.

Parameter oriented report Pesticides H108

Sample: H108A, Parameter: Sum DDE

Recovery rate



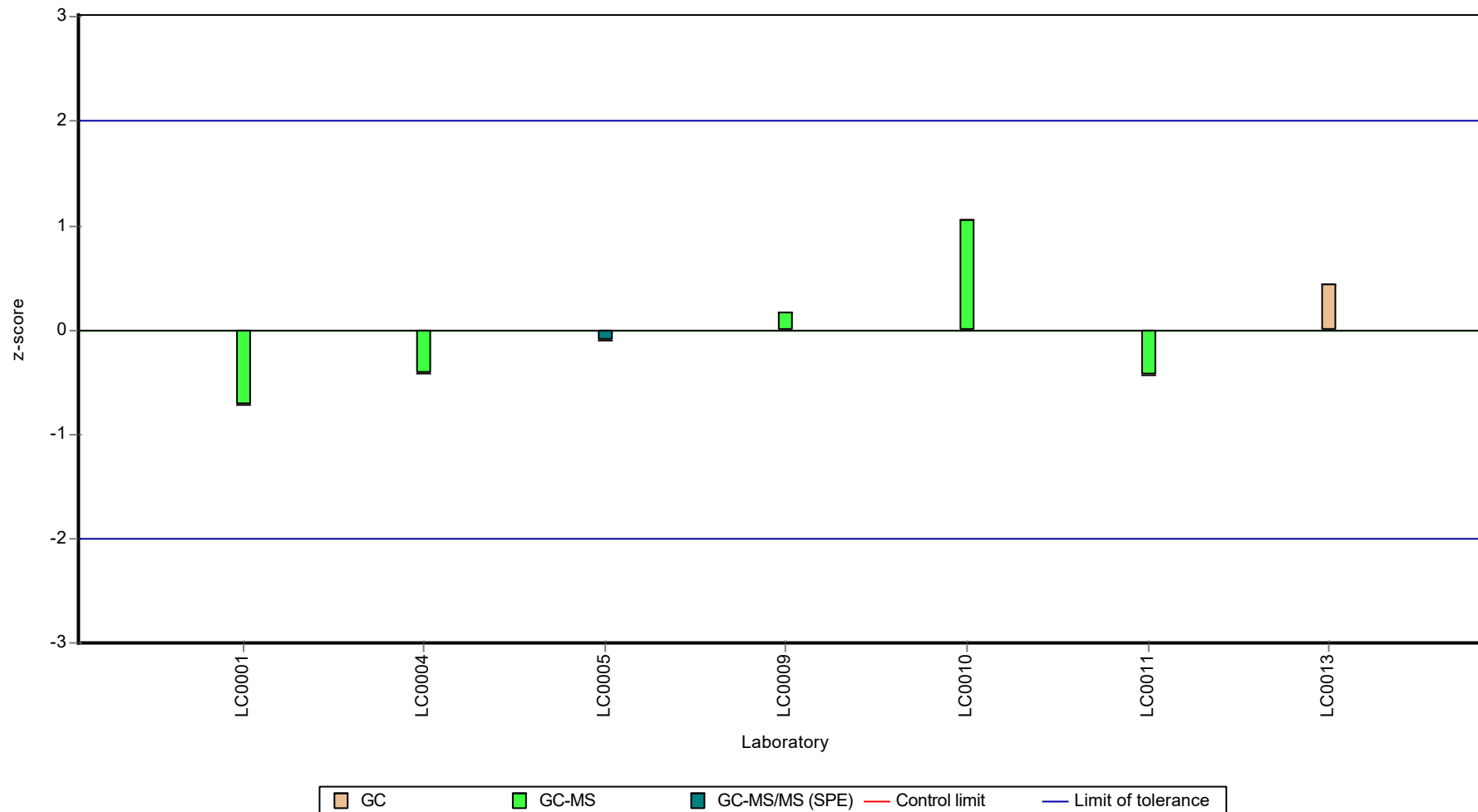
Information zur Auswertung: Aufgrund der Ergebnisse der Homogenitätsprüfung können bei diesem Parameter nur Informationswerte angegeben werden.

Information for evaluation: Due to the results of the homogeneity test of the samples only informational values are presented in the report for this parameter.

Parameter oriented report Pesticides H108

Sample: H108A, Parameter: Sum DDE

Z-score



Parameter oriented report

H108 B

Sum DDE

Unit	µg/l
Assigned value ± U (k=2)	0.549 ± 0.0998
Criterion	-
Minimum - Maximum	0.358 - 0.792
Control test value ± U (k=2)	0.516 ± 0.16

Information zur Auswertung:
Aufgrund der Ergebnisse der Homogenitätsprüfung können bei diesem Parameter nur Informationswerte angegeben werden.

Information for evaluation:
Due to the results of the homogeneity test of the samples only informational values are presented in the report for this parameter.

Labcode	Result	± U	Recovery [%]	z-score	Comments
LC0001	0.5	0.193	91.1	-0.24	
LC0002	-	-	-	-	
LC0003	-	-	-	-	
LC0004	0.792	0.158	144	1.2	
LC0005	0.5715	0.1143	104	0.11	
LC0006	-	-	-	-	
LC0007	-	-	-	-	
LC0008	-	-	-	-	
LC0009	0.477	0.1	86.9	-0.35	
LC0010	0.358	0.036	65.2	-0.94	
LC0011	0.573	0.086	104	0.12	
LC0012	-	-	-	-	
LC0013	0.57	0.086	104	0.1	
LC0014	-	-	-	-	
LC0015	-	-	-	-	
LC0016	-	-	-	-	
LC0017	-	-	-	-	

Characteristics of parameter

	all results	without outliers	Unit
Mean ± CI (99%)	0.549 ± 0.15	0.549 ± 0.15	µg/l
Minimum	0.358	0.358	µg/l
Maximum	0.792	0.792	µg/l
Standard deviation	0.132	0.132	µg/l
rel. standard deviation	24.1	24.1	%
n	7	7	-

Information zur Auswertung: Aufgrund der Ergebnisse der Homogenitätsprüfung können bei diesem Parameter nur Informationswerte angegeben werden.

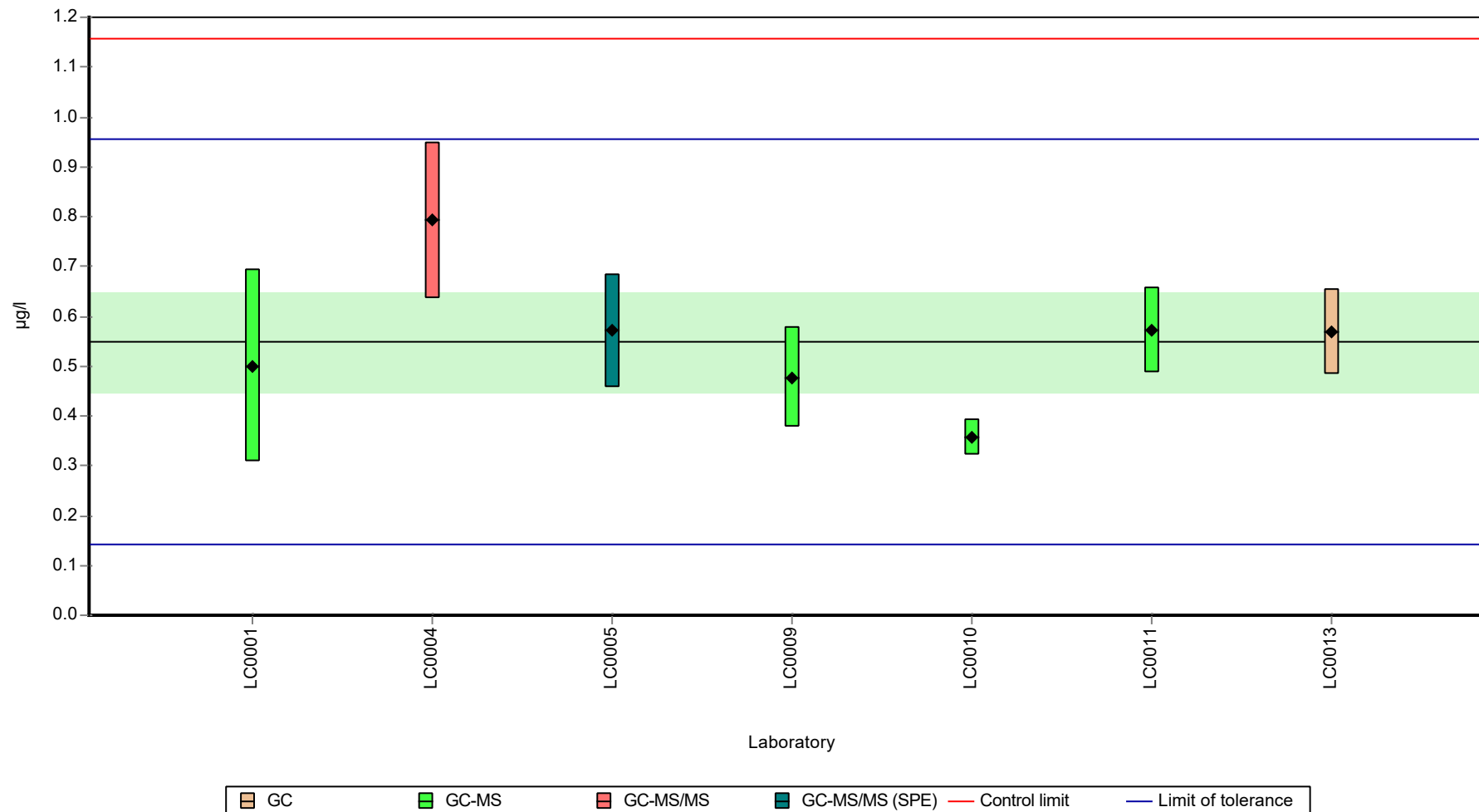
Information for evaluation: Due to the results of the homogeneity test of the samples only informational values are presented in the report for this parameter.

Parameter oriented report Pesticides H108

Sample: H108B, Parameter: Sum DDE

Graphical presentation of results

Results



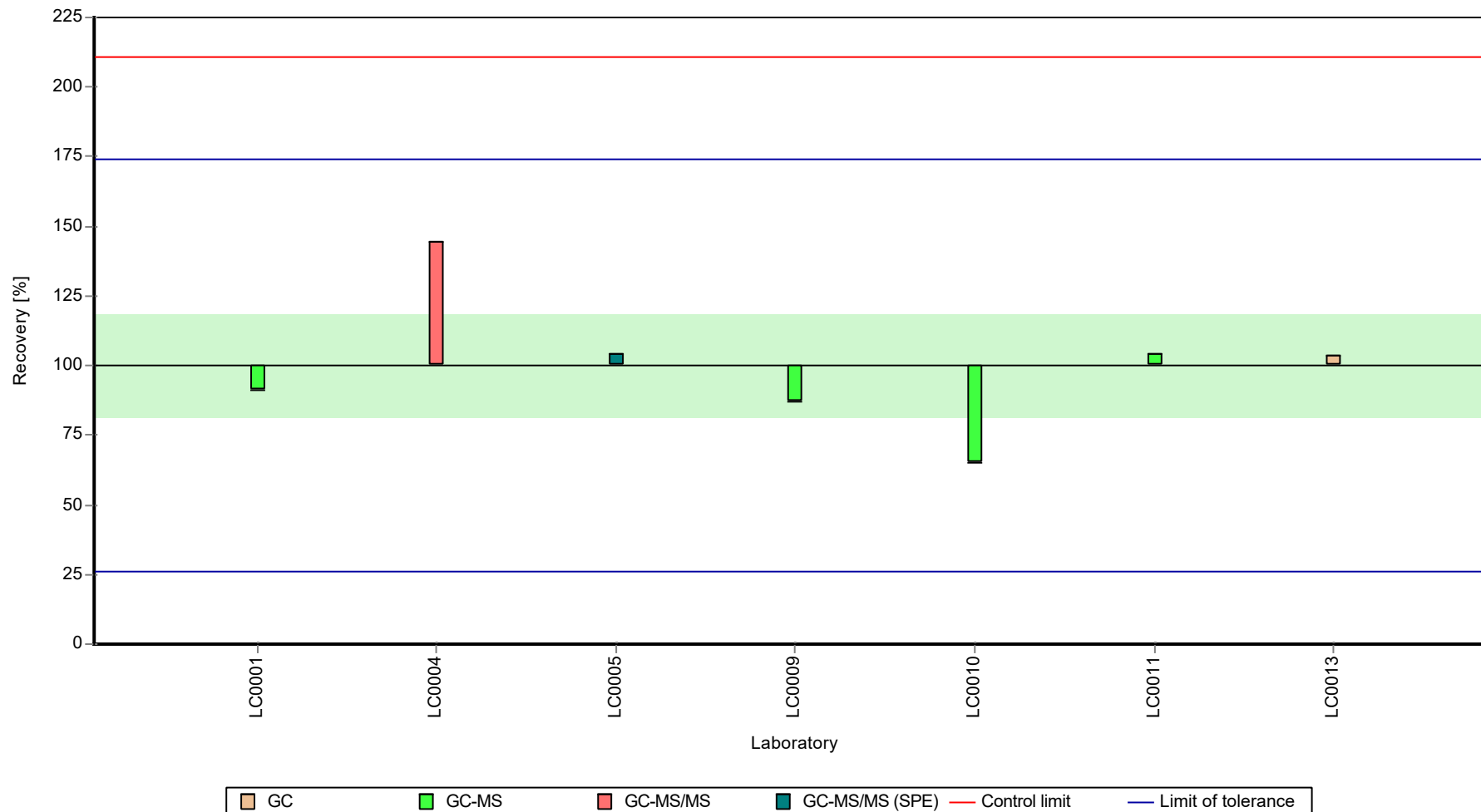
Information zur Auswertung: Aufgrund der Ergebnisse der Homogenitätsprüfung können bei diesem Parameter nur Informationswerte angegeben werden.

Information for evaluation: Due to the results of the homogeneity test of the samples only informational values are presented in the report for this parameter.

Parameter oriented report Pesticides H108

Sample: H108B, Parameter: Sum DDE

Recovery rate



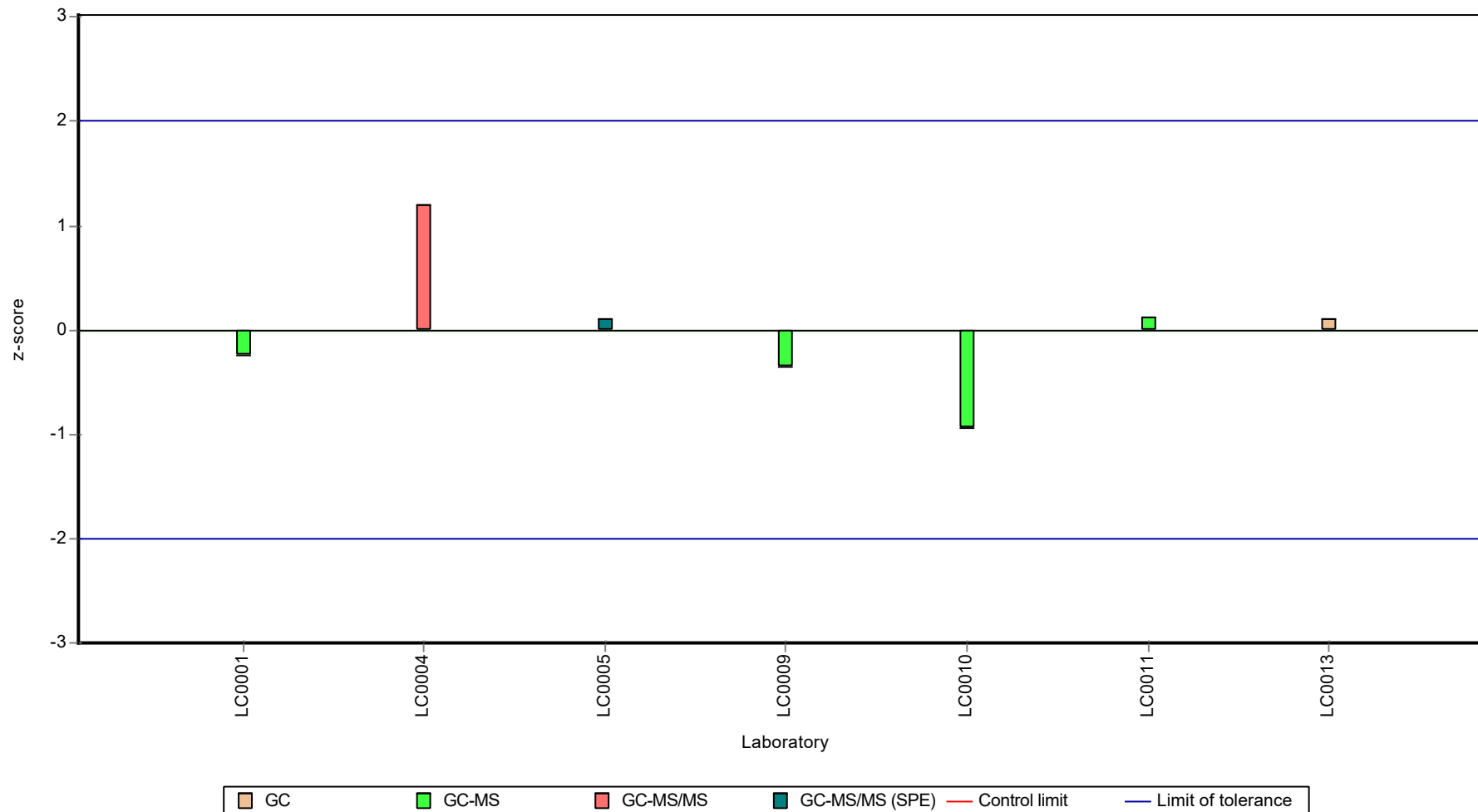
Information zur Auswertung: Aufgrund der Ergebnisse der Homogenitätsprüfung können bei diesem Parameter nur Informationswerte angegeben werden.

Information for evaluation: Due to the results of the homogeneity test of the samples only informational values are presented in the report for this parameter.

Parameter oriented report Pesticides H108

Sample: H108B, Parameter: Sum DDE

Z-score



Parameter oriented report

H108 A

Sum DDT

Unit	µg/l
Assigned value ± U (k=2)	0.241 ± 0.0581
Criterion	-
Minimum - Maximum	0.155 - 0.348
Control test value ± U (k=2)	0.256 ± 0.11

Information zur Auswertung:
Aufgrund der Ergebnisse der Homogenitätsprüfung können bei diesem Parameter nur Informationswerte angegeben werden.

Information for evaluation:
Due to the results of the homogeneity test of the samples only informational values are presented in the report for this parameter.

Labcode	Result	± U	Recovery [%]	z-score	Comments
LC0001	0.155	0.06	64.3	-0.91	
LC0002	-	-	-	-	
LC0003	-	-	-	-	
LC0004	< 0.001 (LOQ)	-	-	-	
LC0005	0.2135	0.0427	88.6	-0.29	
LC0006	0.661	0.0356	274	4.47	H
LC0007	-	-	-	-	
LC0008	-	-	-	-	
LC0009	0.249	0.05	103	0.09	
LC0010	0.348	0.035	144	1.14	
LC0011	0.187	0.019	77.6	-0.57	
LC0012	-	-	-	-	
LC0013	0.293	0.044	122	0.55	
LC0014	-	-	-	-	
LC0015	-	-	-	-	
LC0016	-	-	-	-	
LC0017	-	-	-	-	

Characteristics of parameter

	all results	without outliers	Unit
Mean ± CI (99%)	0.301 ± 0.195	0.241 ± 0.0871	µg/l
Minimum	0.155	0.155	µg/l
Maximum	0.661	0.348	µg/l
Standard deviation	0.172	0.0711	µg/l
rel. standard deviation	57	29.5	%
n	7	6	-

Information zur Auswertung: Aufgrund der Ergebnisse der Homogenitätsprüfung können bei diesem Parameter nur Informationswerte angegeben werden.

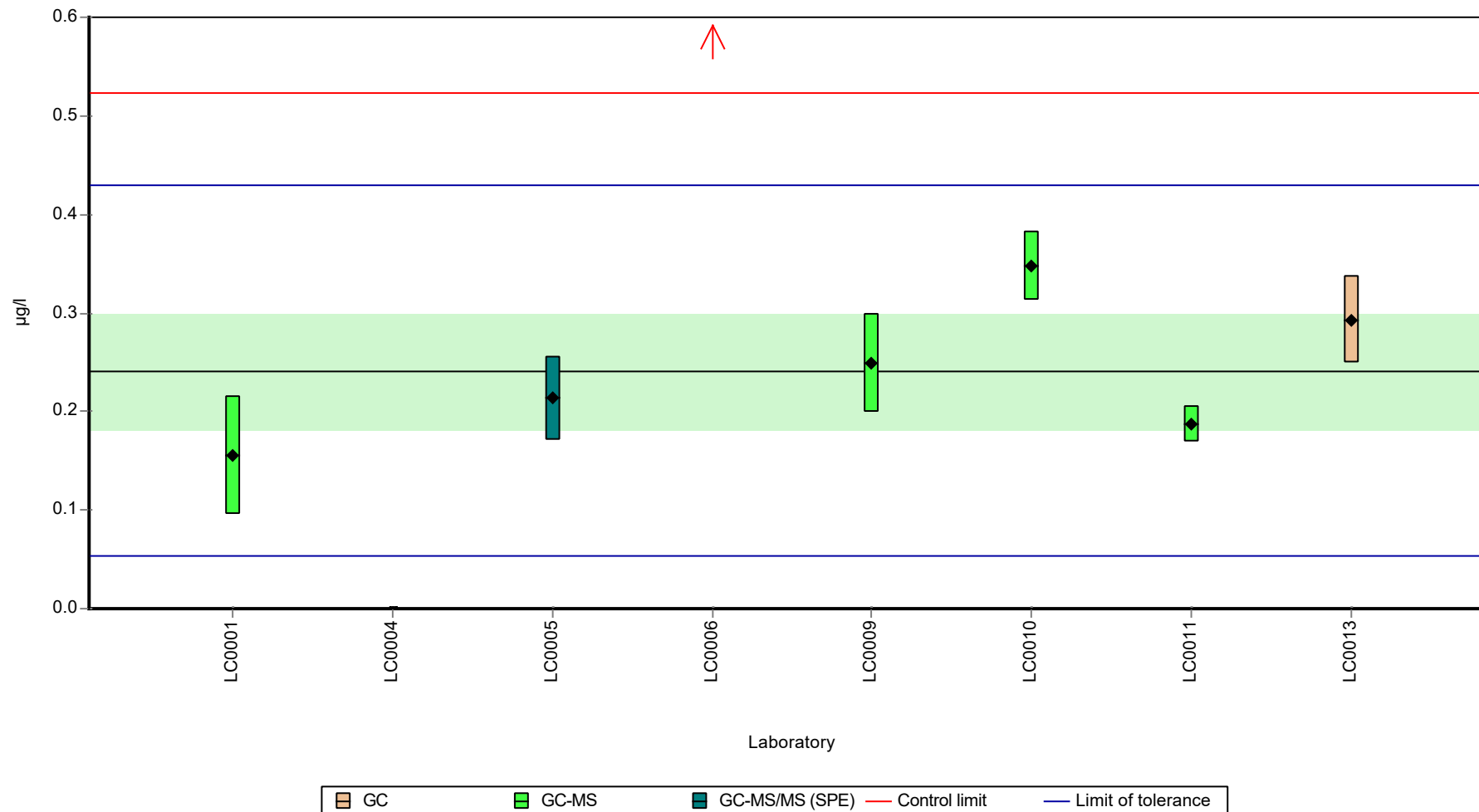
Information for evaluation: Due to the results of the homogeneity test of the samples only informational values are presented in the report for this parameter.

Parameter oriented report Pesticides H108

Sample: H108A, Parameter: Sum DDT

Graphical presentation of results

Results



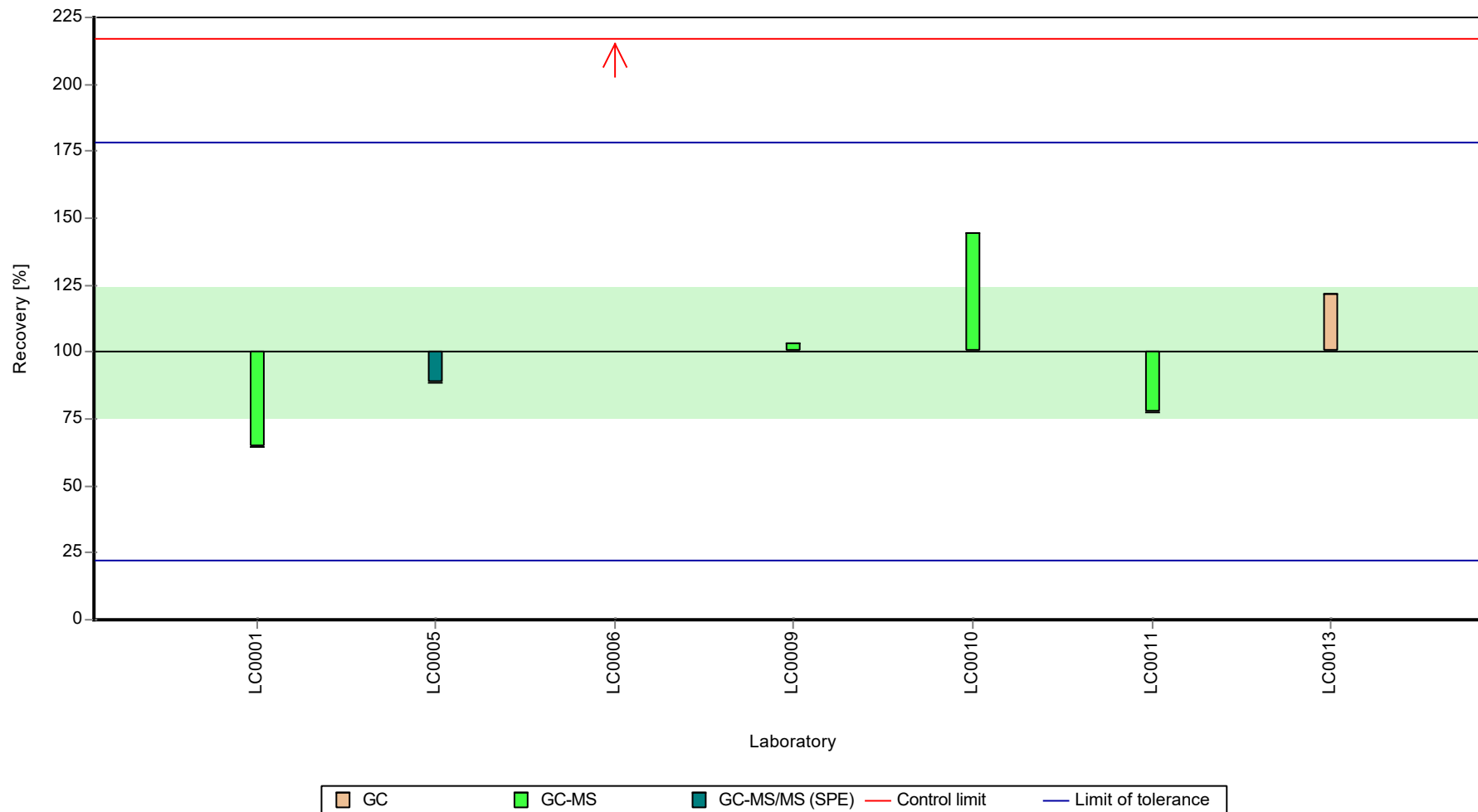
Information zur Auswertung: Aufgrund der Ergebnisse der Homogenitätsprüfung können bei diesem Parameter nur Informationswerte angegeben werden.

Information for evaluation: Due to the results of the homogeneity test of the samples only informational values are presented in the report for this parameter.

Parameter oriented report Pesticides H108

Sample: H108A, Parameter: Sum DDT

Recovery rate



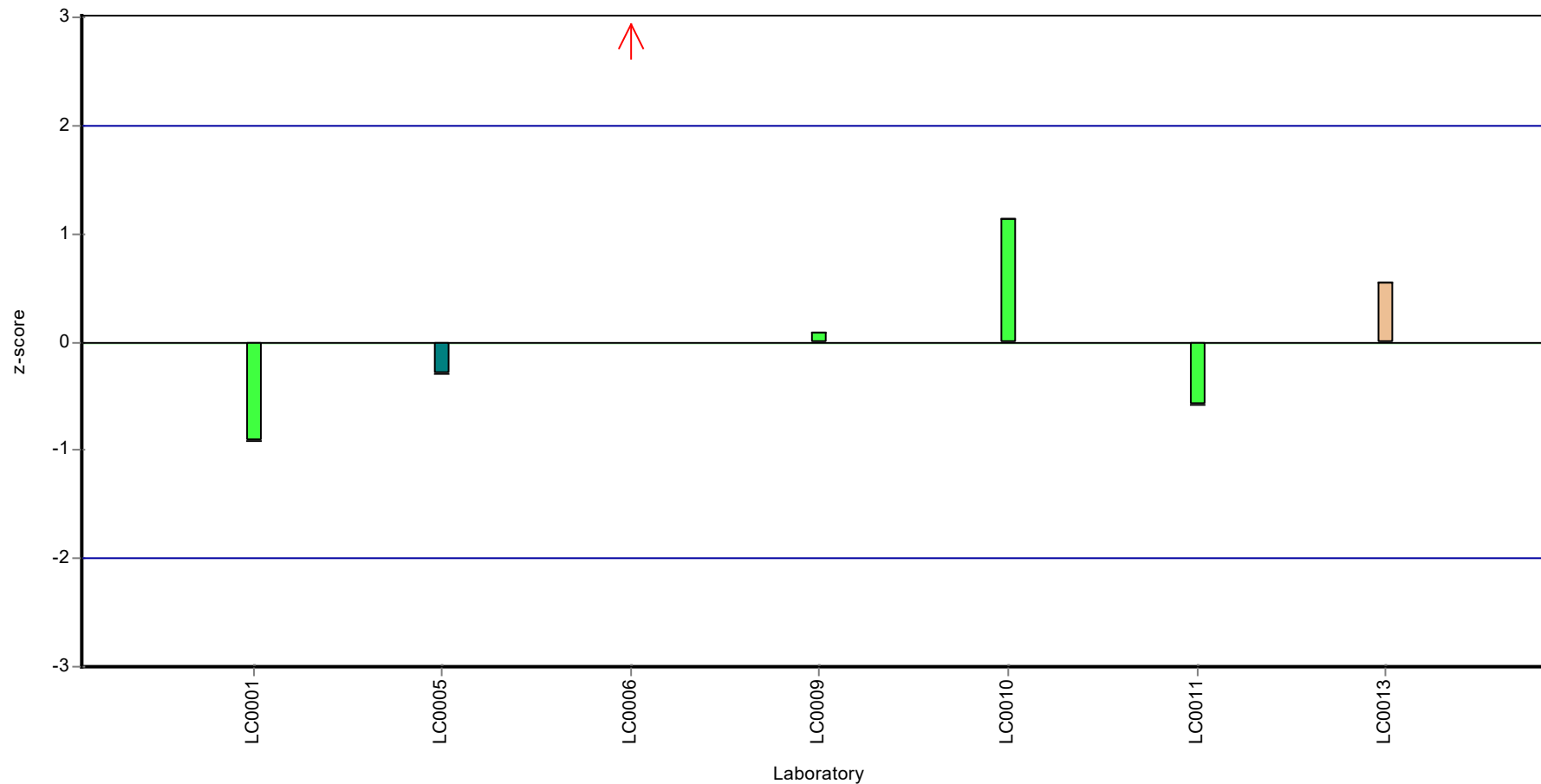
Information zur Auswertung: Aufgrund der Ergebnisse der Homogenitätsprüfung können bei diesem Parameter nur Informationswerte angegeben werden.

Information for evaluation: Due to the results of the homogeneity test of the samples only informational values are presented in the report for this parameter.

Parameter oriented report Pesticides H108

Sample: H108A, Parameter: Sum DDT

Z-score



GC GC-MS GC-MS/MS (SPE) Control limit Limit of tolerance

Parameter oriented report

H108 B

Sum DDT

Unit	µg/l
Assigned value ± U (k=2)	0.197 ± 0.0268
Criterion	-
Minimum - Maximum	0.131 - 0.248
Control test value ± U (k=2)	0.194 ± 0.0834

Information zur Auswertung:
Aufgrund der Ergebnisse der Homogenitätsprüfung können bei diesem Parameter nur Informationswerte angegeben werden.

Information for evaluation:
Due to the results of the homogeneity test of the samples only informational values are presented in the report for this parameter.

Labcode	Result	± U	Recovery [%]	z-score	Comments
LC0001	0.18	0.0693	91.3	-0.22	
LC0002	-	-	-	-	
LC0003	-	-	-	-	
LC0004	0.2	0.04	101	0.04	
LC0005	0.20975	0.04195	106	0.16	
LC0006	0.426	0.023	216	2.98	H
LC0007	-	-	-	-	
LC0008	-	-	-	-	
LC0009	0.205	0.04	104	0.1	
LC0010	0.131	0.013	66.5	-0.86	
LC0011	0.248	0.025	126	0.66	
LC0012	-	-	-	-	
LC0013	0.206	0.031	105	0.12	
LC0014	-	-	-	-	
LC0015	-	-	-	-	
LC0016	-	-	-	-	
LC0017	-	-	-	-	

Characteristics of parameter

	all results	without outliers	Unit
Mean ± CI (99%)	0.226 ± 0.0926	0.197 ± 0.0403	µg/l
Minimum	0.131	0.131	µg/l
Maximum	0.426	0.248	µg/l
Standard deviation	0.0873	0.0355	µg/l
rel. standard deviation	38.7	18	%
n	8	7	-

Information zur Auswertung: Aufgrund der Ergebnisse der Homogenitätsprüfung können bei diesem Parameter nur Informationswerte angegeben werden.

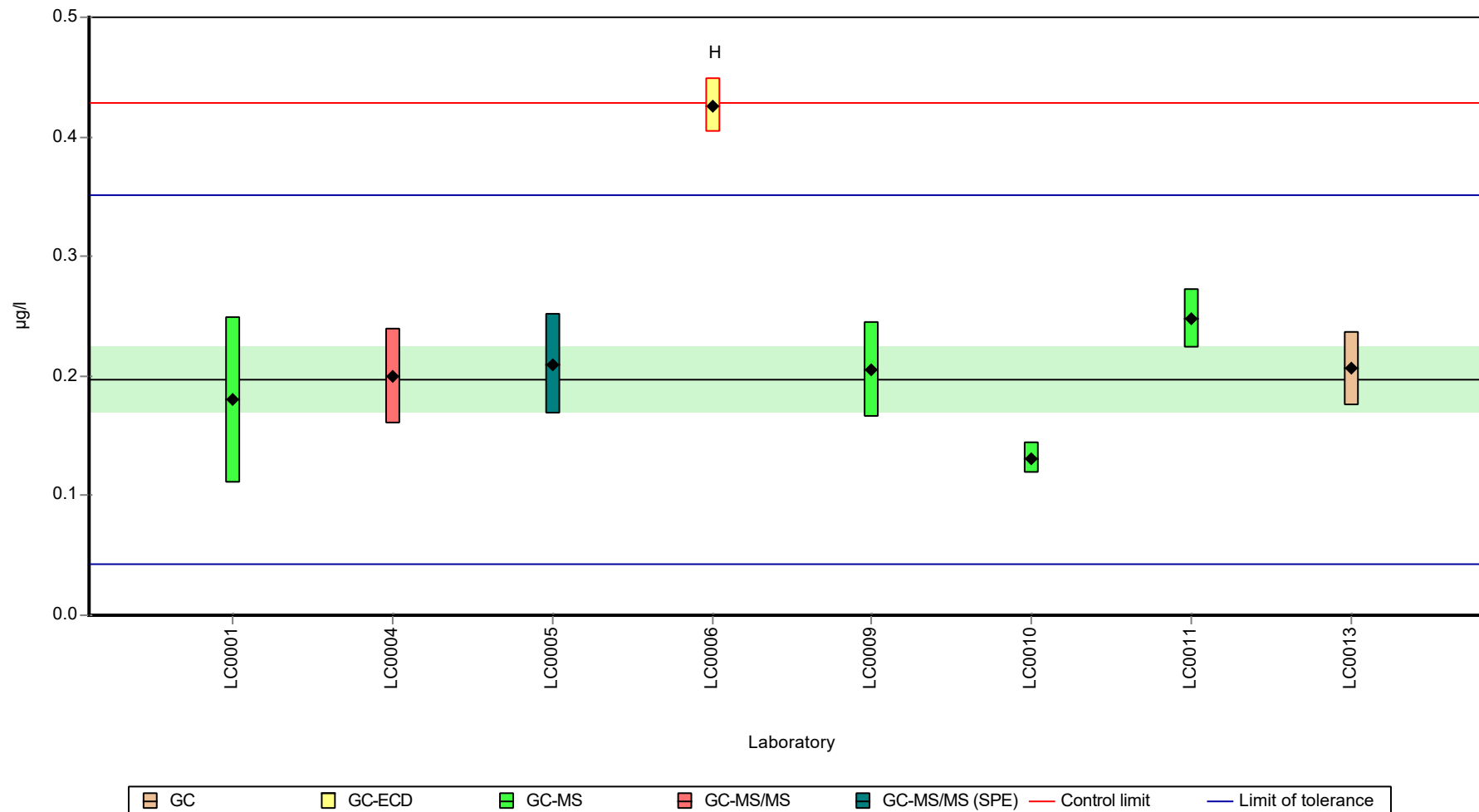
Information for evaluation: Due to the results of the homogeneity test of the samples only informational values are presented in the report for this parameter.

Parameter oriented report Pesticides H108

Sample: H108B, Parameter: Sum DDT

Graphical presentation of results

Results



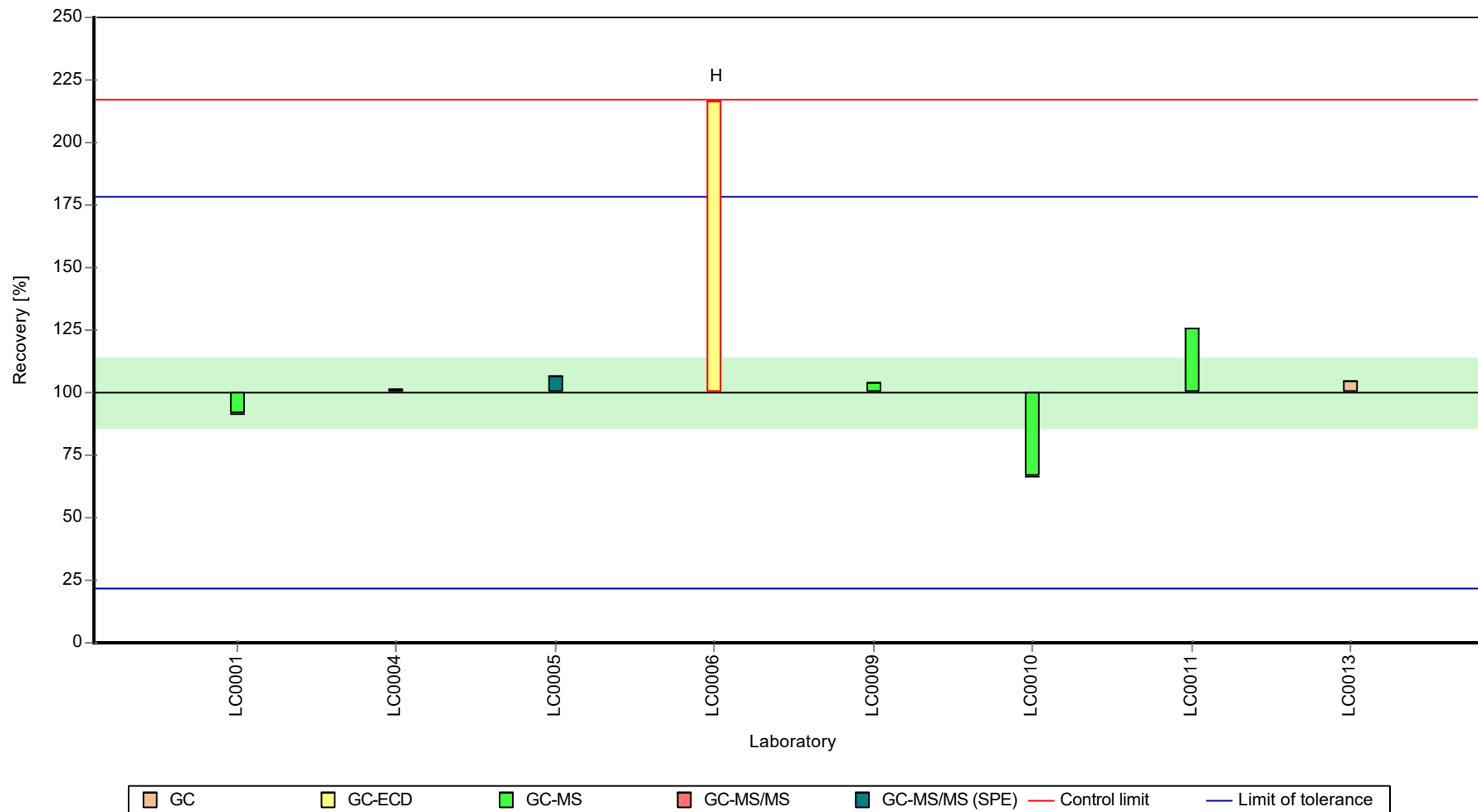
Information zur Auswertung: Aufgrund der Ergebnisse der Homogenitätsprüfung können bei diesem Parameter nur Informationswerte angegeben werden.

Information for evaluation: Due to the results of the homogeneity test of the samples only informational values are presented in the report for this parameter.

Parameter oriented report Pesticides H108

Sample: H108B, Parameter: Sum DDT

Recovery rate



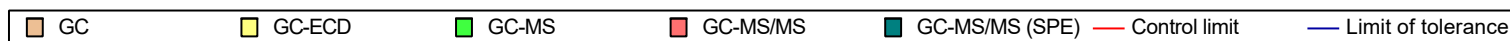
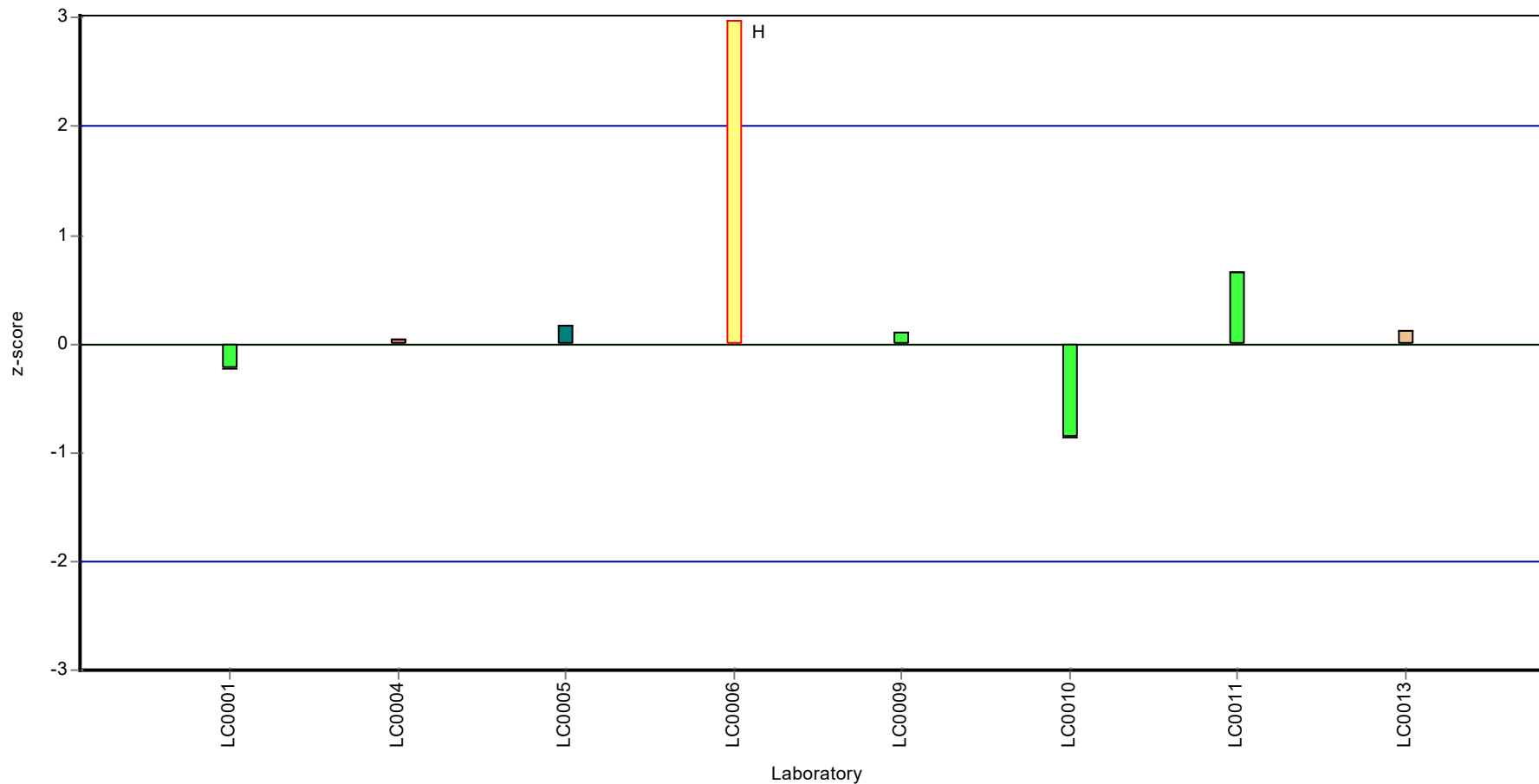
Information zur Auswertung: Aufgrund der Ergebnisse der Homogenitätsprüfung können bei diesem Parameter nur Informationswerte angegeben werden.

Information for evaluation: Due to the results of the homogeneity test of the samples only informational values are presented in the report for this parameter.

Parameter oriented report Pesticides H108

Sample: H108B, Parameter: Sum DDT

Z-score



Parameter oriented report

H108 A

Sum Endosulfan

Unit	µg/l
Assigned value ± U (k=2)	0.819 ± 0.139
Criterion	0.336 (41 %)
Minimum - Maximum	0.418 - 1.06
Control test value ± U (k=2)	1.01 ± 0.504

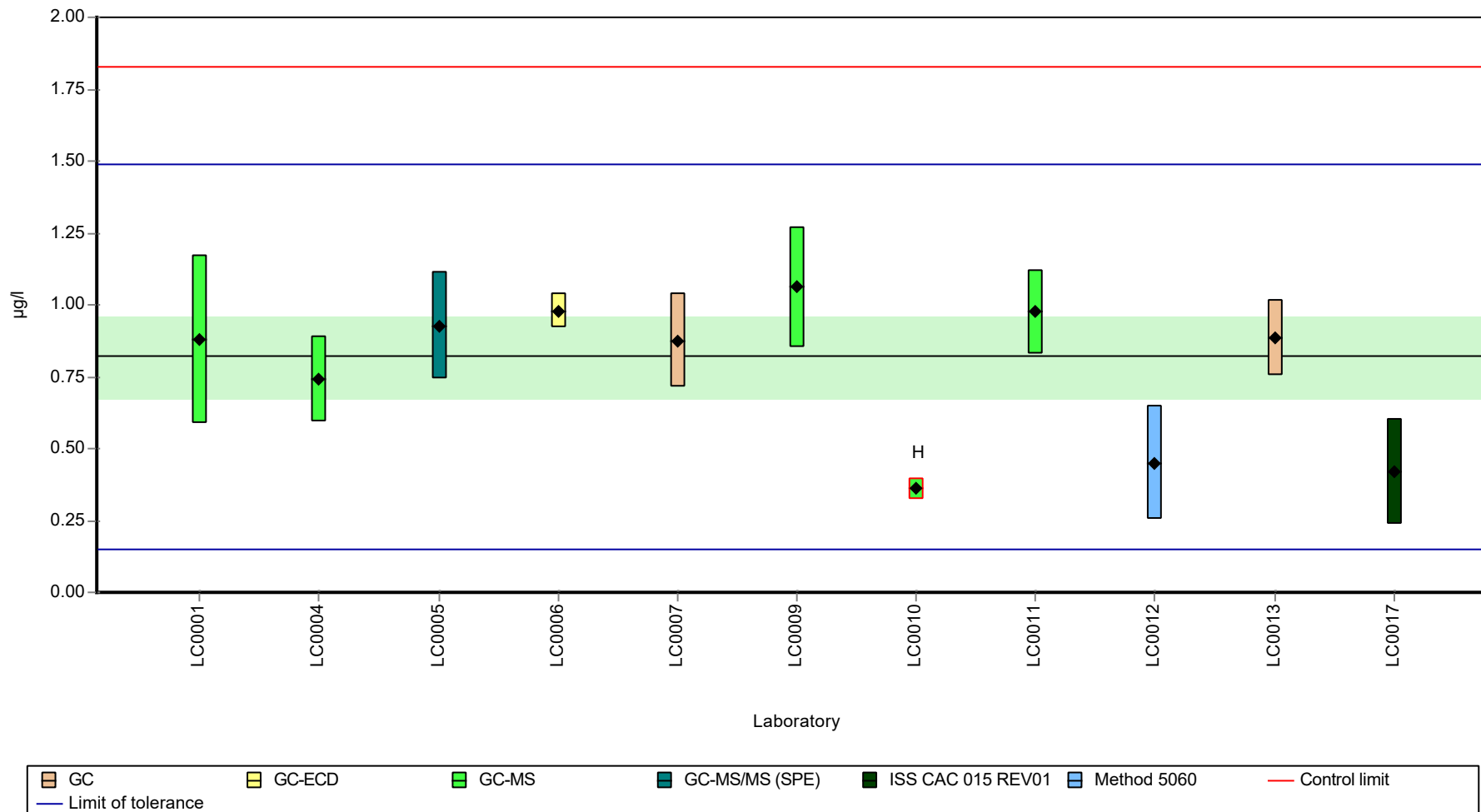
Labcode	Result	± U	Recovery [%]	z-score	Comments
LC0001	0.88	0.295	107	0.18	
LC0002	-	-	-	-	
LC0003	-	-	-	-	
LC0004	0.742	0.15	90.6	-0.23	
LC0005	0.928	0.1856	113	0.32	
LC0006	0.979	0.0608	119	0.47	
LC0007	0.876	0.163	107	0.17	
LC0008	-	-	-	-	
LC0009	1.062	0.21	130	0.72	
LC0010	0.36	0.036	43.9	-1.37	H
LC0011	0.976	0.146	119	0.47	
LC0012	0.45	0.198	54.9	-1.1	
LC0013	0.883	0.132	108	0.19	
LC0014	-	-	-	-	
LC0015	-	-	-	-	
LC0016	-	-	-	-	
LC0017	0.418	0.184	51	-1.19	

Characteristics of parameter

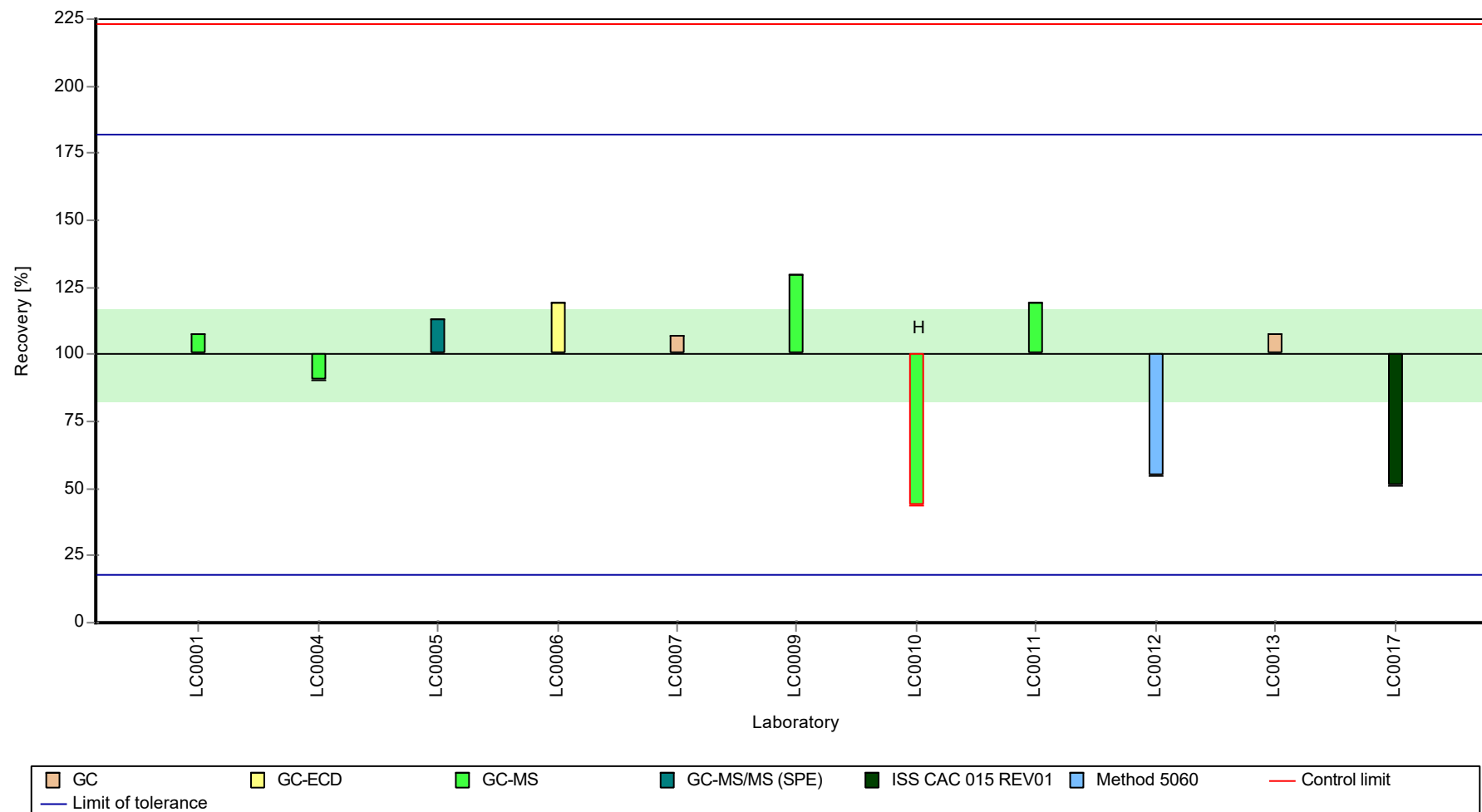
	all results	without outliers	Unit
Mean ± CI (99%)	0.778 ± 0.226	0.819 ± 0.209	µg/l
Minimum	0.36	0.418	µg/l
Maximum	1.06	1.06	µg/l
Standard deviation	0.25	0.22	µg/l
rel. standard deviation	32.2	26.8	%
n	11	10	-

Graphical presentation of results


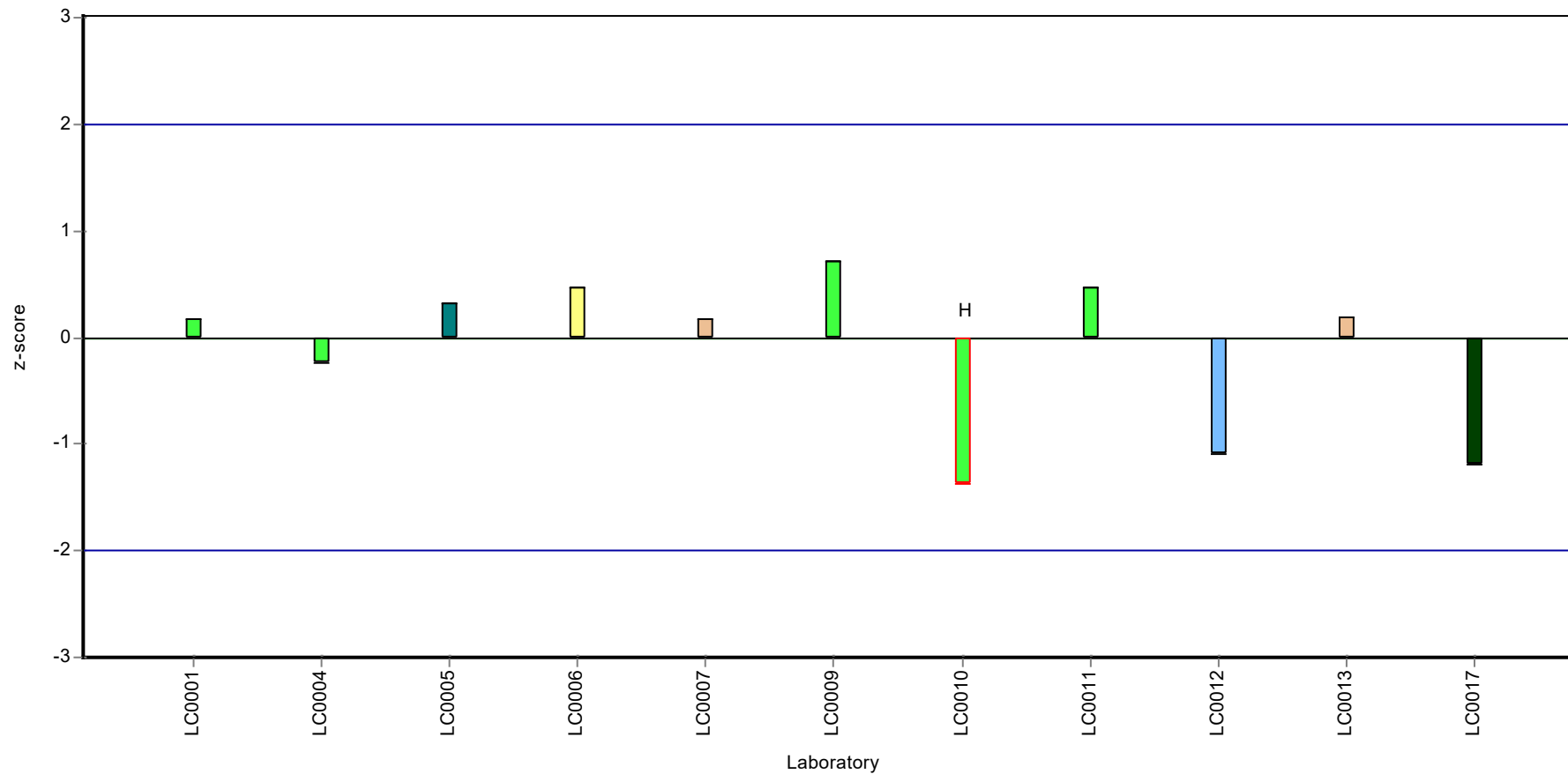
Results



Recovery rate



Z-score



Parameter oriented report

H108 B

Sum Endosulfan

Unit	µg/l
Assigned value ± U (k=2)	0.544 ± 0.128
Criterion	0.223 (41 %)
Minimum - Maximum	0.15 - 0.765
Control test value ± U (k=2)	0.816 ± 0.408

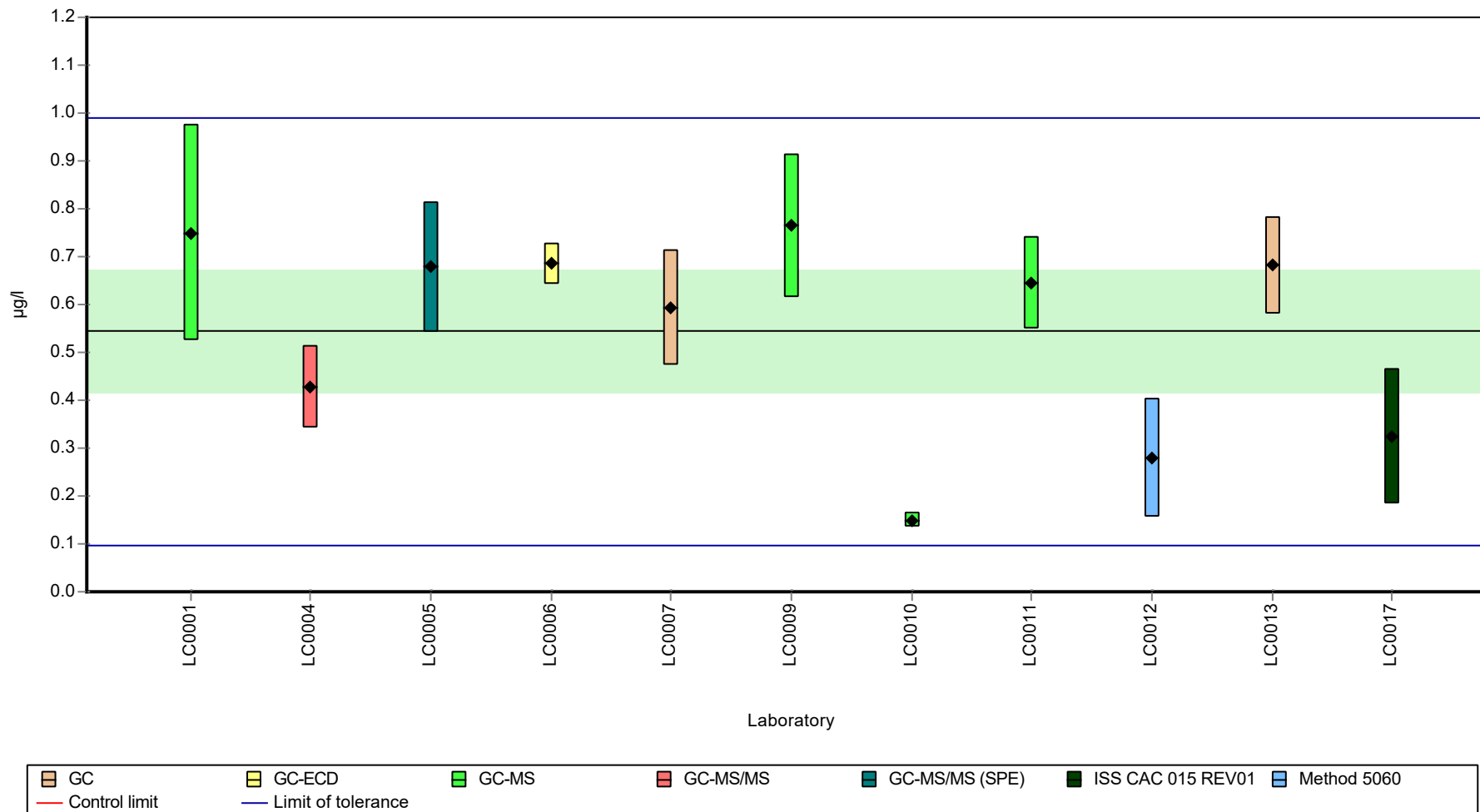
Labcode	Result	± U	Recovery [%]	z-score	Comments
LC0001	0.75	0.225	138	0.93	
LC0002	-	-	-	-	
LC0003	-	-	-	-	
LC0004	0.428	0.086	78.7	-0.52	
LC0005	0.678	0.1356	125	0.6	
LC0006	0.685	0.0426	126	0.63	
LC0007	0.593	0.12	109	0.22	
LC0008	-	-	-	-	
LC0009	0.765	0.15	141	0.99	
LC0010	0.15	0.015	27.6	-1.77	
LC0011	0.646	0.097	119	0.46	
LC0012	0.279	0.123	51.3	-1.19	
LC0013	0.682	0.102	125	0.62	
LC0014	-	-	-	-	
LC0015	-	-	-	-	
LC0016	-	-	-	-	
LC0017	0.324	0.142	59.6	-0.98	

Characteristics of parameter

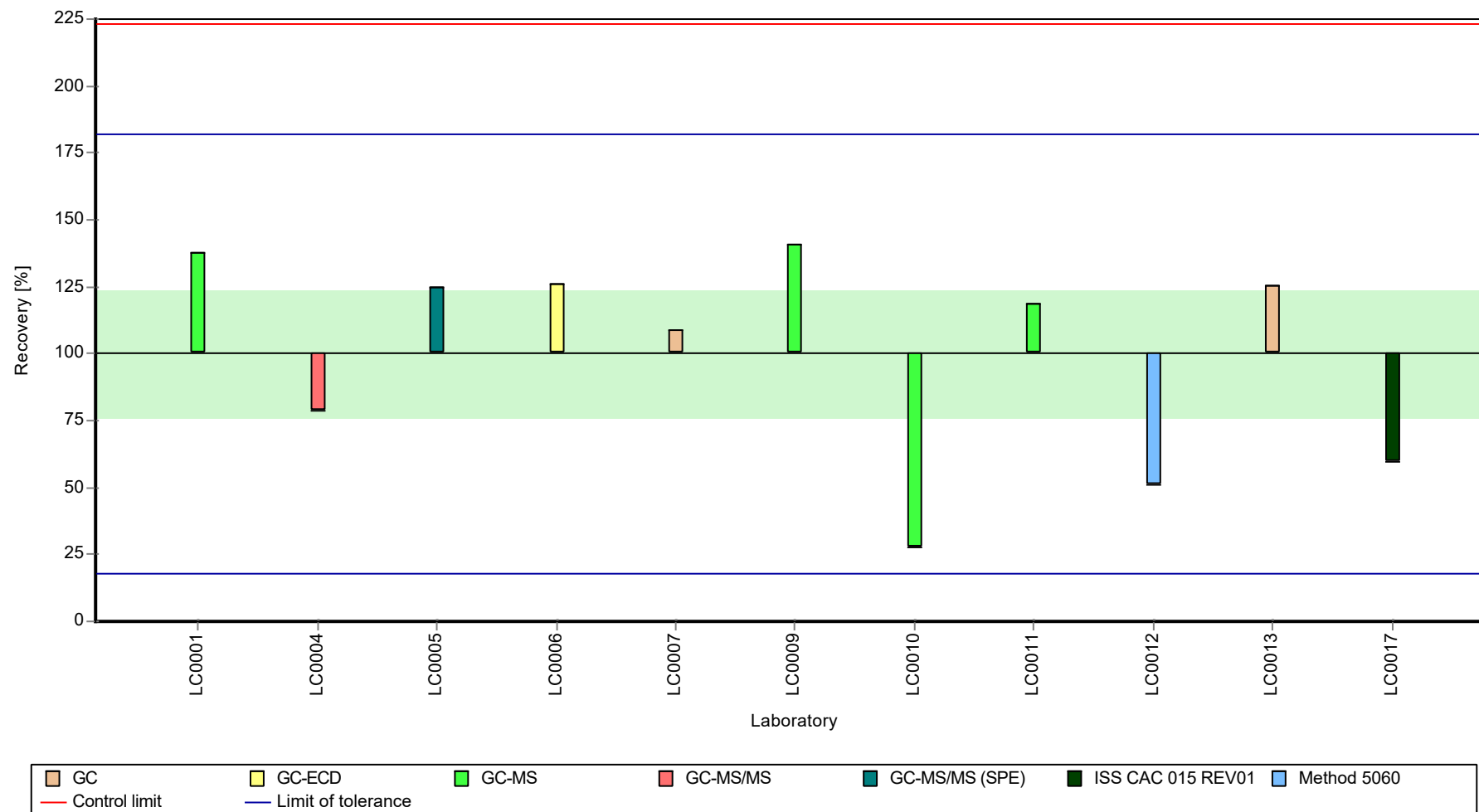
	all results	without outliers	Unit
Mean ± CI (99%)	0.544 ± 0.192	0.544 ± 0.192	µg/l
Minimum	0.15	0.15	µg/l
Maximum	0.765	0.765	µg/l
Standard deviation	0.212	0.212	µg/l
rel. standard deviation	38.9	38.9	%
n	11	11	-

Graphical presentation of results

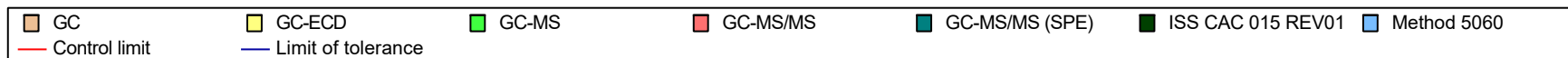
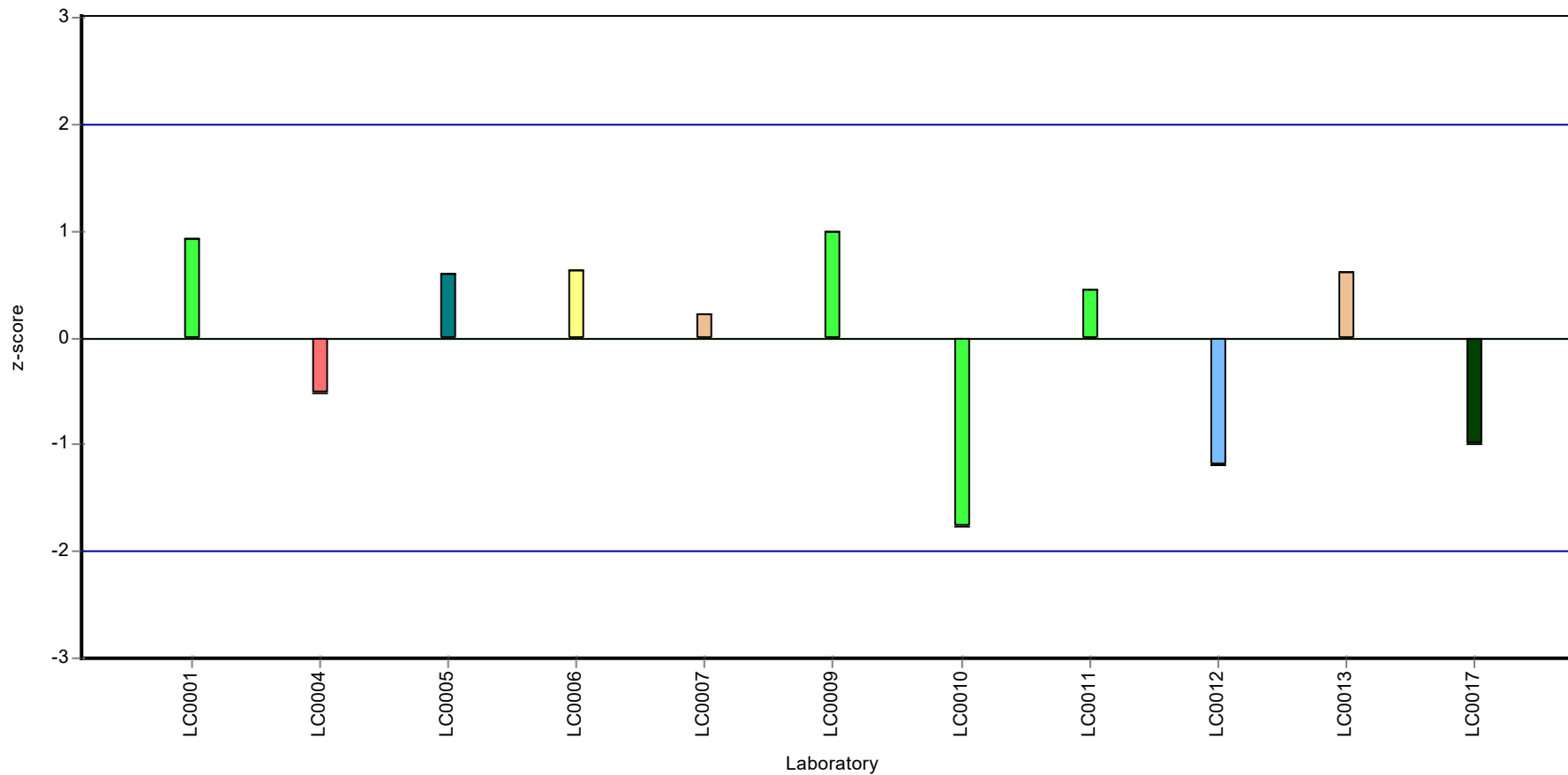
Results



Recovery rate



Z-score



Parameter oriented report

H108 A

Thiacloprid

Unit	µg/l
Assigned value ± U (k=2)	0.434 ± 0.0514
Criterion	0.0608 (14 %)
Minimum - Maximum	0.322 - 0.56
Control test value ± U (k=2)	0.501 ± 0.125

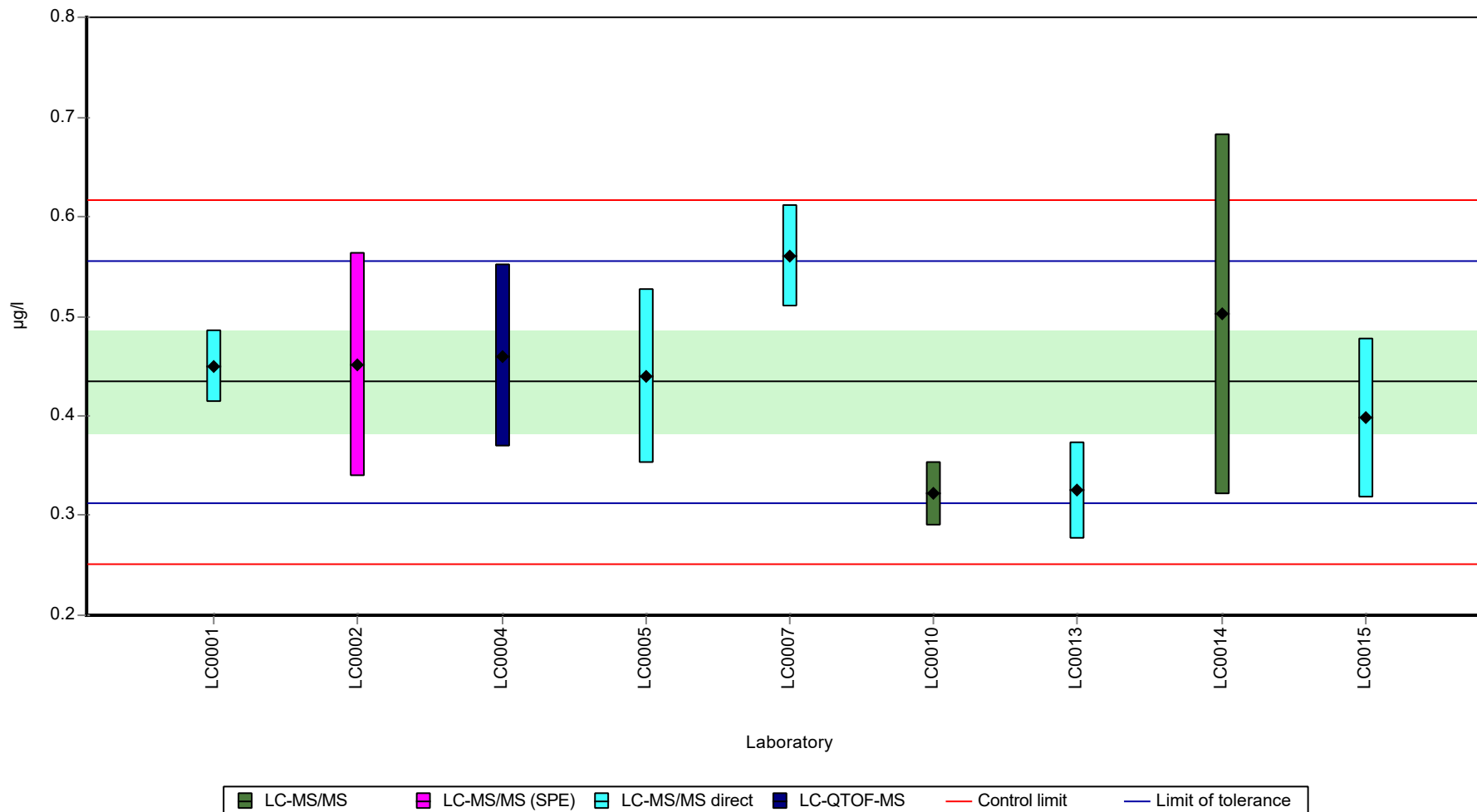
Labcode	Result	± U	Recovery [%]	z-score	Comments
LC0001	0.45	0.036	104	0.26	
LC0002	0.4511	0.1128	104	0.28	
LC0003	-	-	-	-	
LC0004	0.46	0.092	106	0.42	
LC0005	0.4395	0.0879	101	0.09	
LC0006	-	-	-	-	
LC0007	0.56	0.051	129	2.07	
LC0008	-	-	-	-	
LC0009	-	-	-	-	
LC0010	0.322	0.032	74.2	-1.85	
LC0011	-	-	-	-	
LC0012	-	-	-	-	
LC0013	0.325	0.049	74.9	-1.8	
LC0014	0.502	0.181	116	1.12	
LC0015	0.398	0.08	91.7	-0.59	
LC0016	-	-	-	-	
LC0017	-	-	-	-	

Characteristics of parameter

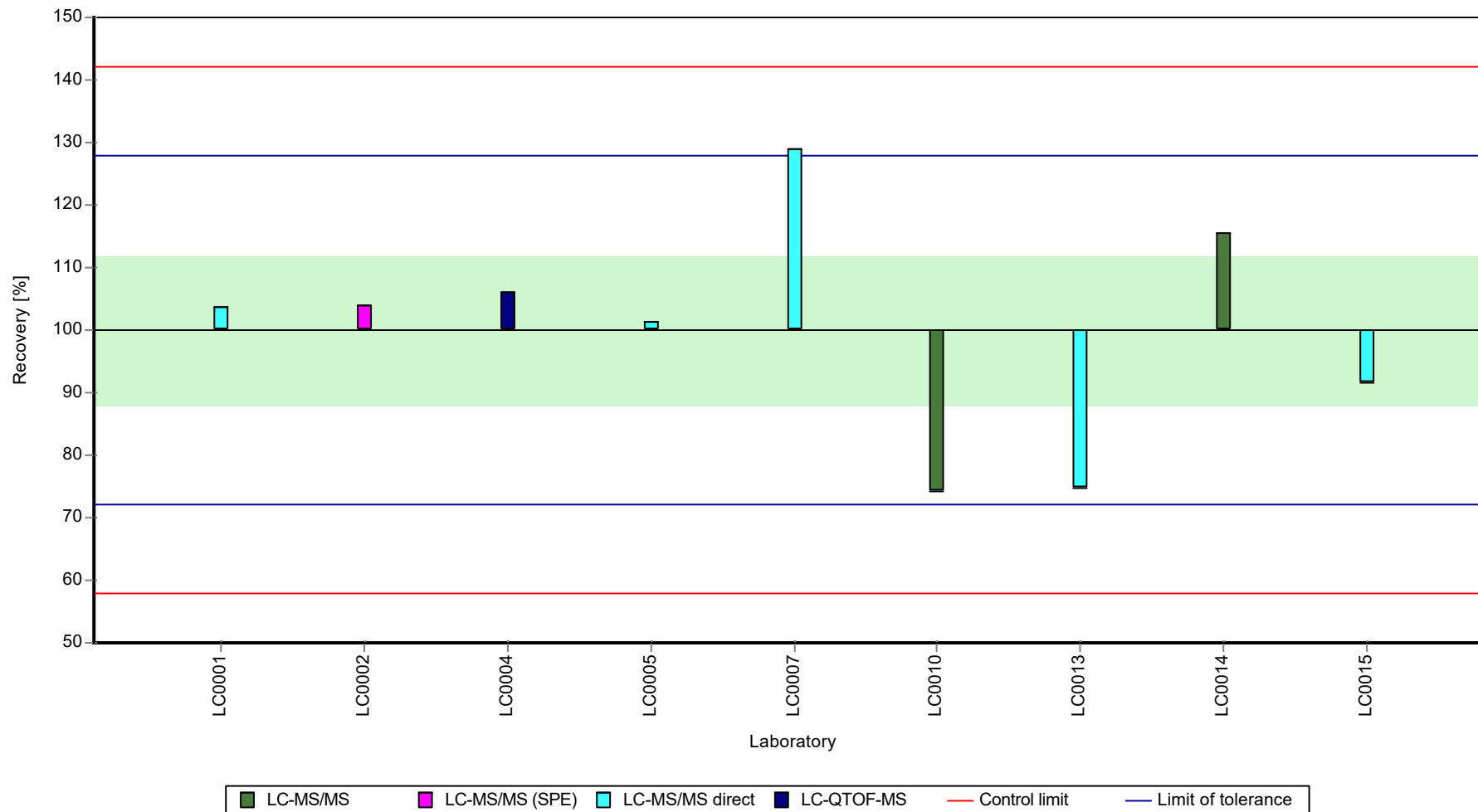
	all results	without outliers	Unit
Mean ± CI (99%)	0.434 ± 0.077	0.434 ± 0.077	µg/l
Minimum	0.322	0.322	µg/l
Maximum	0.56	0.56	µg/l
Standard deviation	0.077	0.077	µg/l
rel. standard deviation	17.7	17.7	%
n	9	9	-

Graphical presentation of results

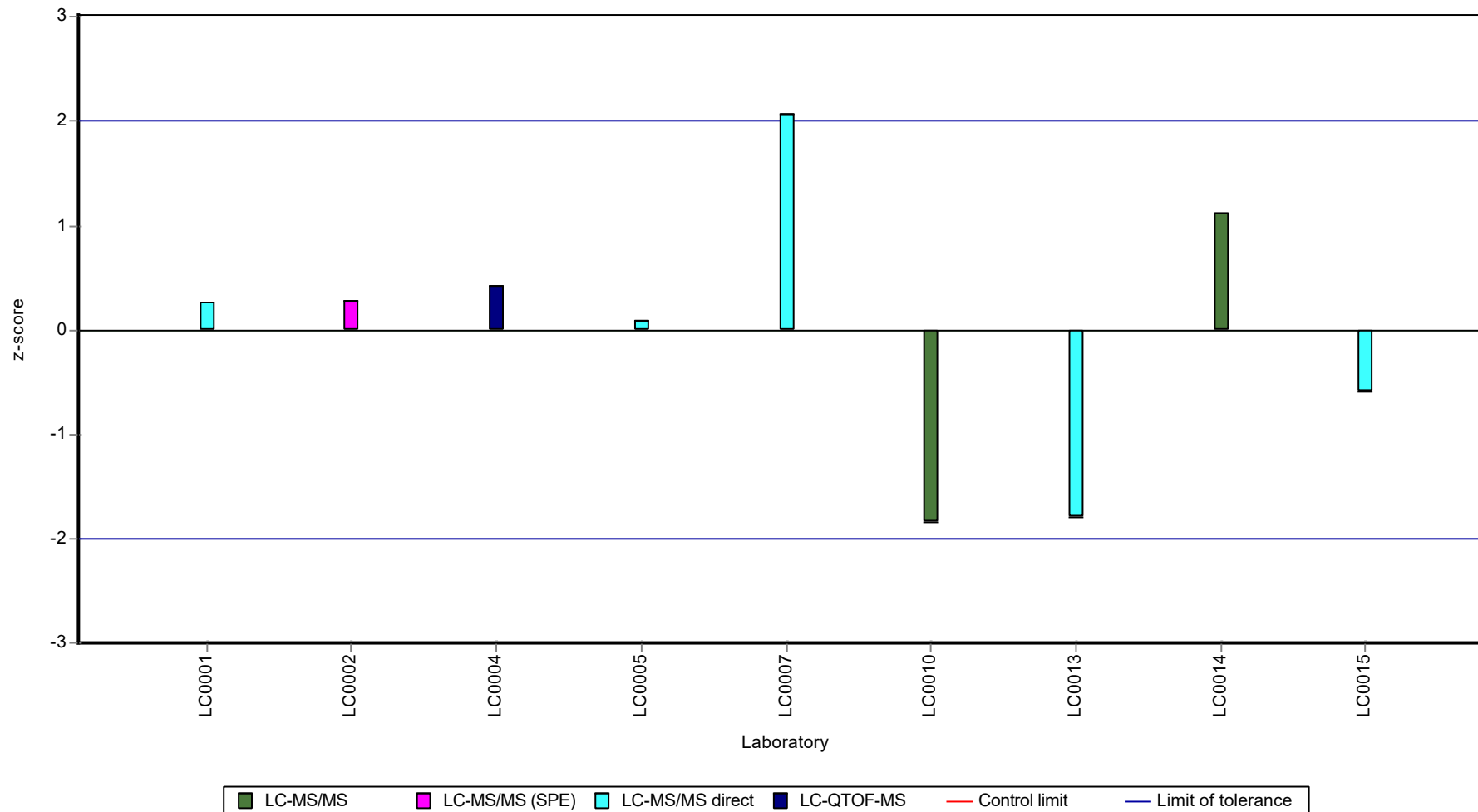
Results



Recovery rate



Z-score



Parameter oriented report

H108 B

Thiacloprid

Unit	µg/l
Assigned value ± U (k=2)	0.67 ± 0.0826
Criterion	0.0938 (14 %)
Minimum - Maximum	0.483 - 0.85
Control test value ± U (k=2)	0.66 ± 0.165

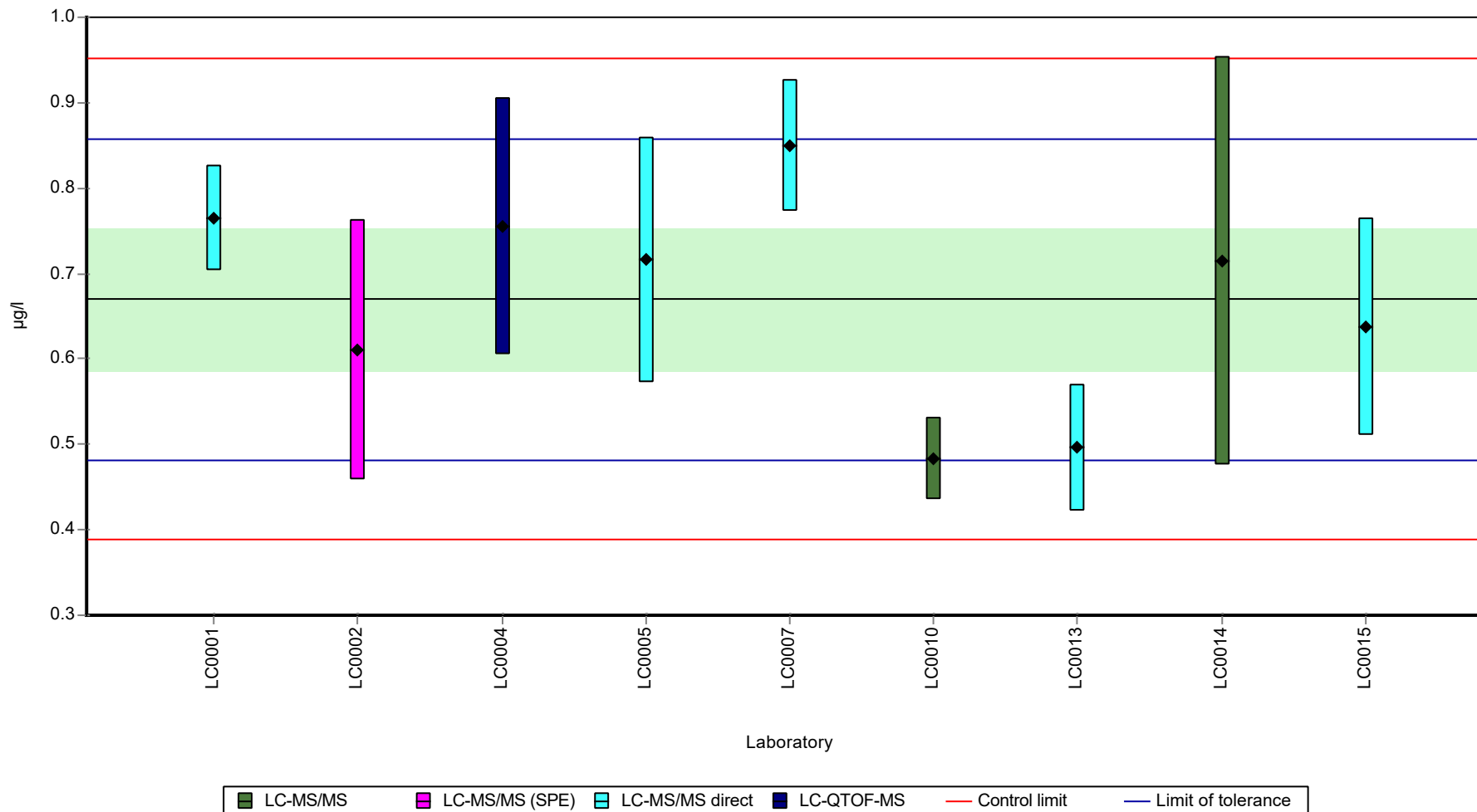
Labcode	Result	± U	Recovery [%]	z-score	Comments
LC0001	0.765	0.0612	114	1.02	
LC0002	0.61	0.1525	91.1	-0.64	
LC0003	-	-	-	-	
LC0004	0.755	0.151	113	0.91	
LC0005	0.716	0.1432	107	0.49	
LC0006	-	-	-	-	
LC0007	0.85	0.077	127	1.92	
LC0008	-	-	-	-	
LC0009	-	-	-	-	
LC0010	0.483	0.048	72.1	-1.99	
LC0011	-	-	-	-	
LC0012	-	-	-	-	
LC0013	0.496	0.074	74.1	-1.85	
LC0014	0.715	0.239	107	0.48	
LC0015	0.637	0.127	95.1	-0.35	
LC0016	-	-	-	-	
LC0017	-	-	-	-	

Characteristics of parameter

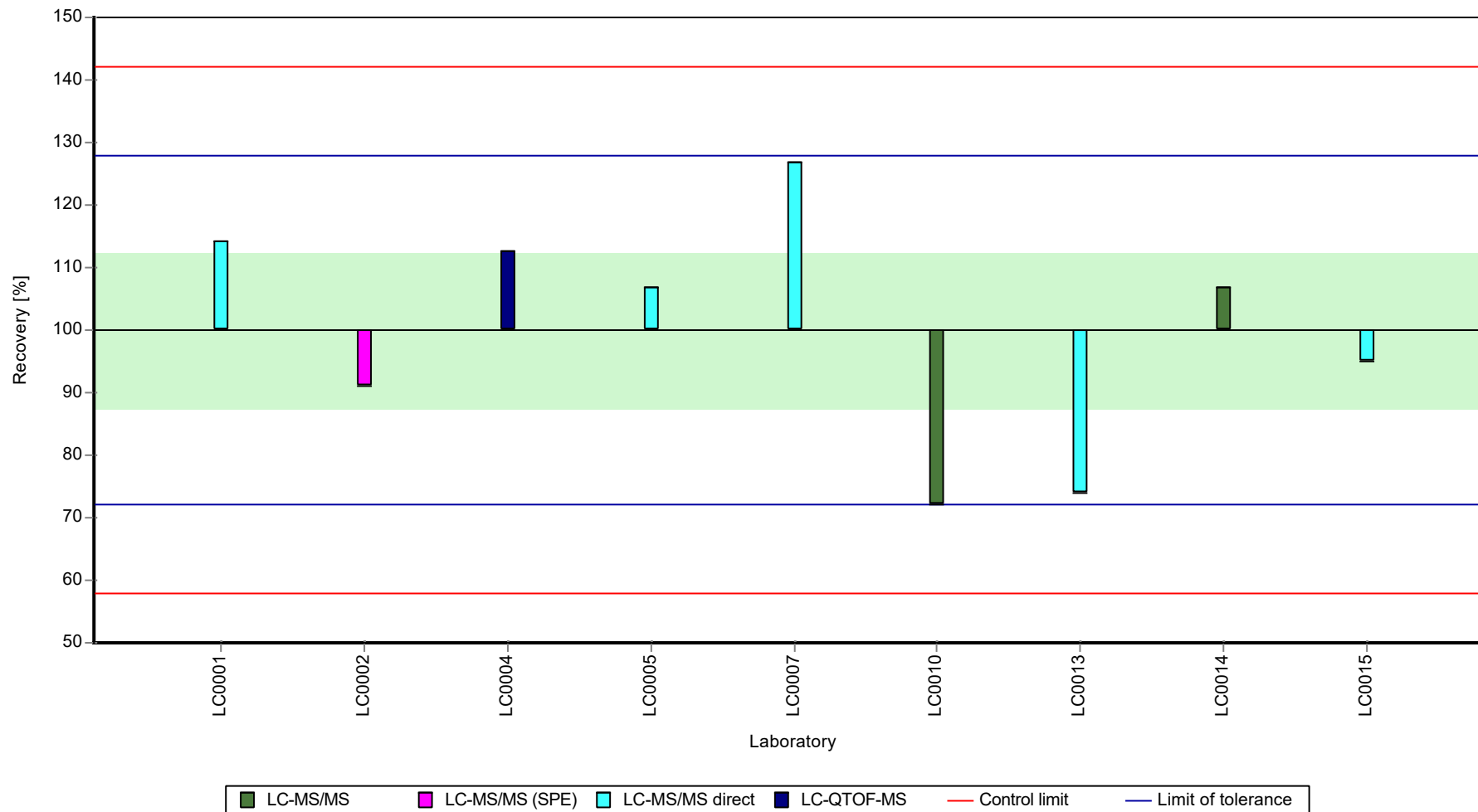
	all results	without outliers	Unit
Mean ± CI (99%)	0.67 ± 0.124	0.67 ± 0.124	µg/l
Minimum	0.483	0.483	µg/l
Maximum	0.85	0.85	µg/l
Standard deviation	0.124	0.124	µg/l
rel. standard deviation	18.5	18.5	%
n	9	9	-

Graphical presentation of results

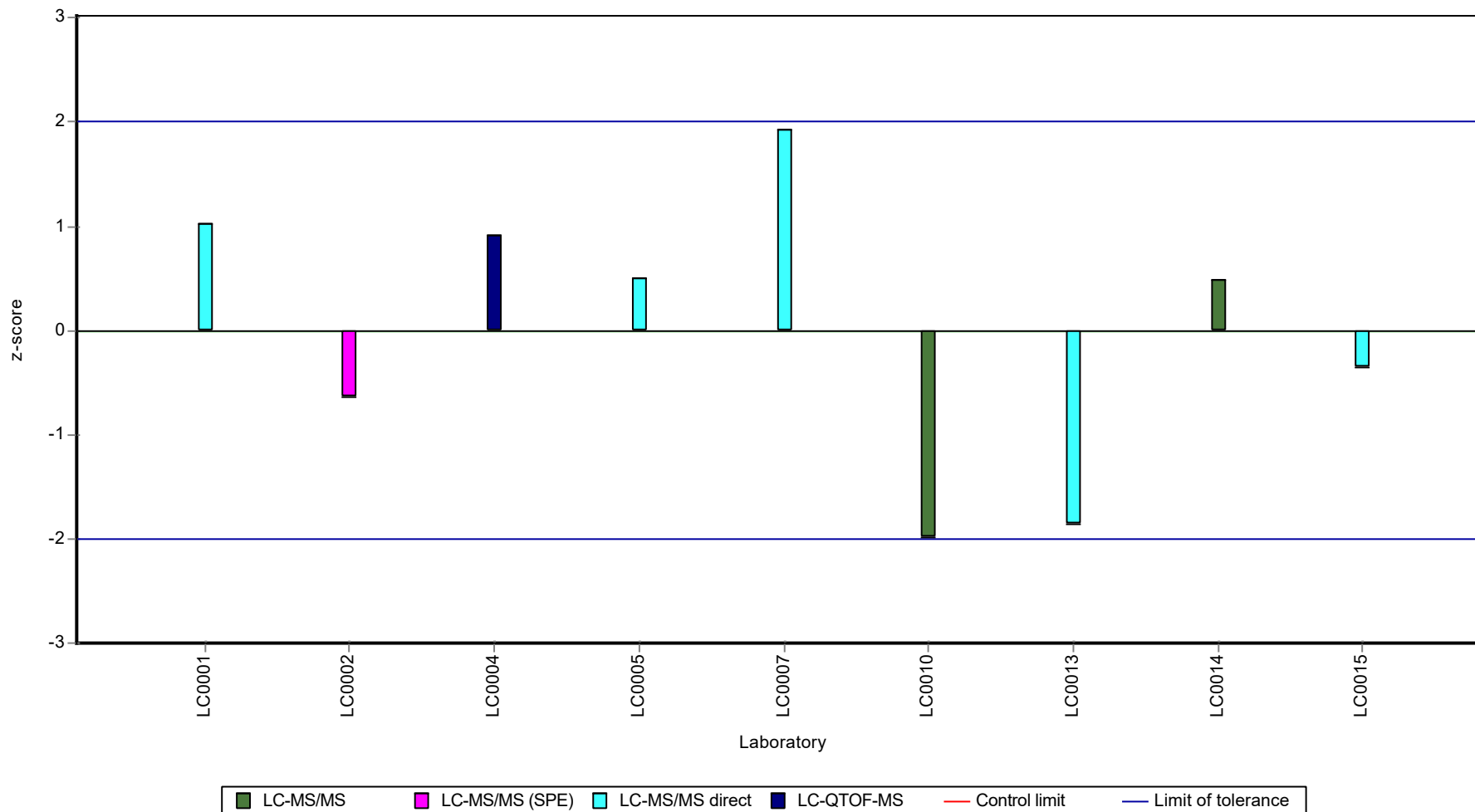
Results



Recovery rate



Z-score



Parameter oriented report

H108 A

Thiamethoxam

Unit	µg/l
Assigned value ± U (k=2)	0.524 ± 0.122
Criterion	0.0892 (17 %)
Minimum - Maximum	0.117 - 0.731
Control test value ± U (k=2)	0.65 ± 0.0974

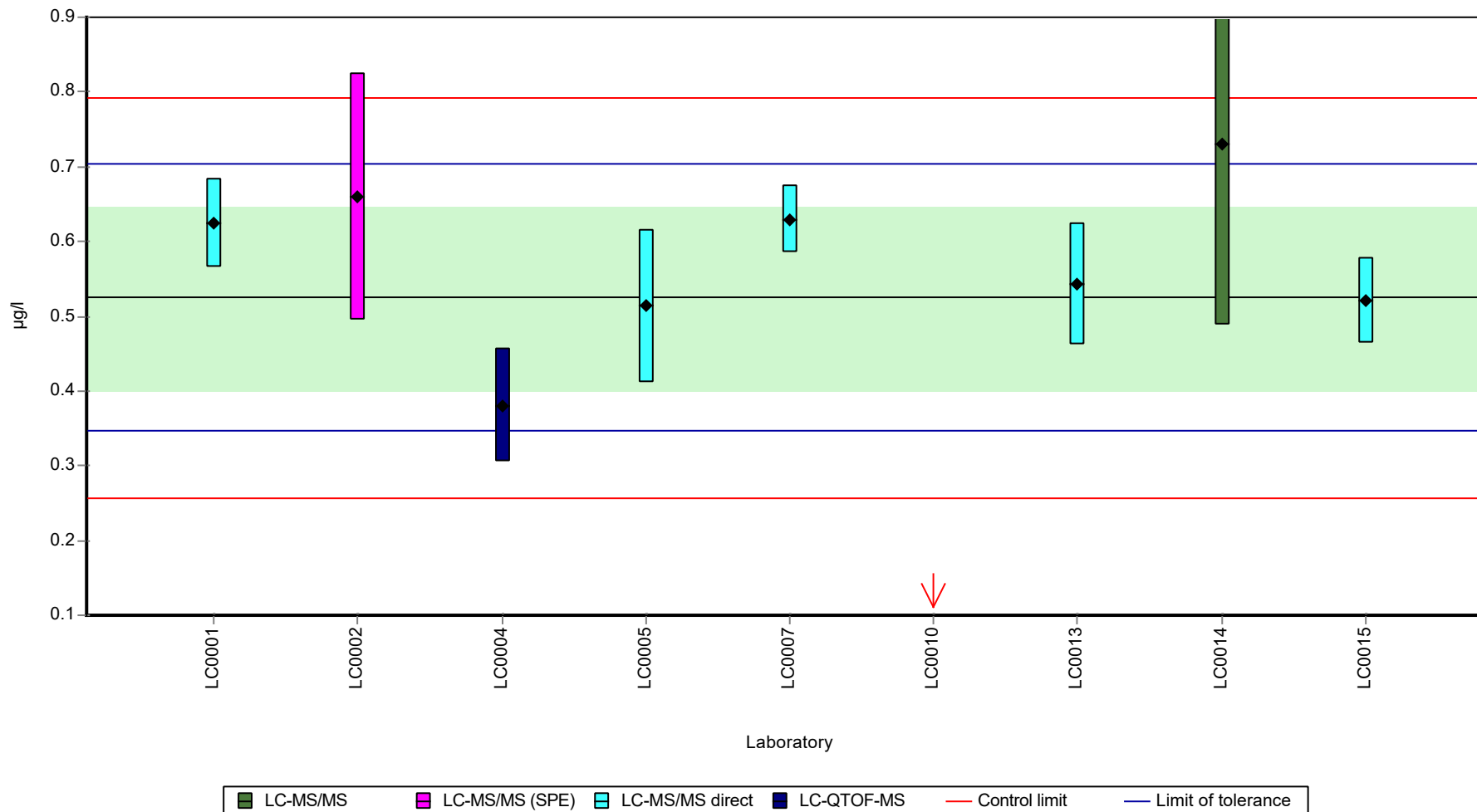
Labcode	Result	± U	Recovery [%]	z-score	Comments
LC0001	0.625	0.0594	119	1.13	
LC0002	0.6592	0.1648	126	1.51	
LC0003	-	-	-	-	
LC0004	0.38	0.076	72.5	-1.62	
LC0005	0.514	0.1028	98	-0.12	
LC0006	-	-	-	-	
LC0007	0.63	0.046	120	1.18	
LC0008	-	-	-	-	
LC0009	-	-	-	-	
LC0010	0.117	0.012	22.3	-4.57	
LC0011	-	-	-	-	
LC0012	-	-	-	-	
LC0013	0.543	0.081	104	0.21	
LC0014	0.731	0.244	139	2.32	
LC0015	0.521	0.057	99.3	-0.04	
LC0016	-	-	-	-	
LC0017	-	-	-	-	

Characteristics of parameter

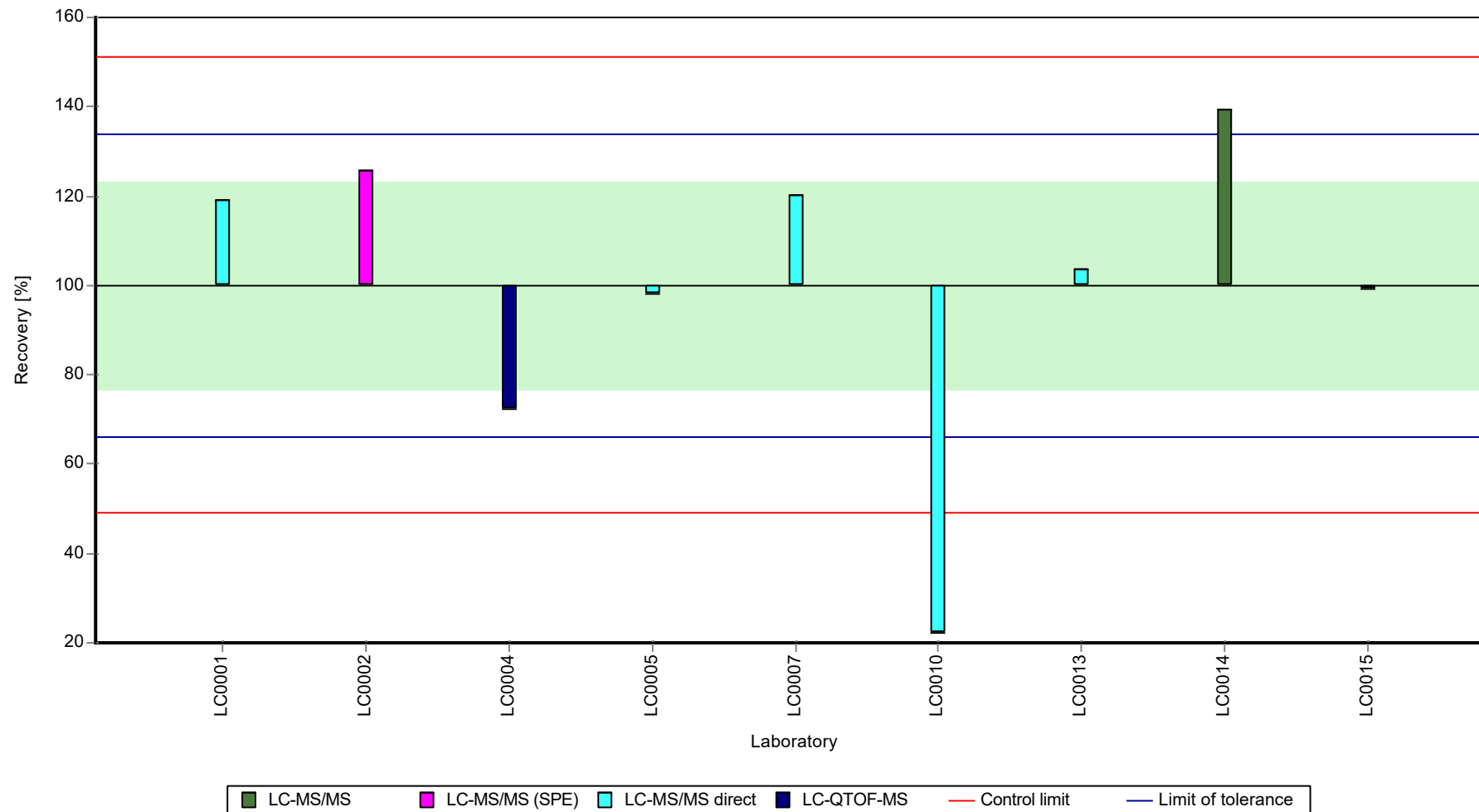
	all results	without outliers	Unit
Mean ± CI (99%)	0.524 ± 0.184	0.524 ± 0.184	µg/l
Minimum	0.117	0.117	µg/l
Maximum	0.731	0.731	µg/l
Standard deviation	0.184	0.184	µg/l
rel. standard deviation	35	35	%
n	9	9	-

Graphical presentation of results

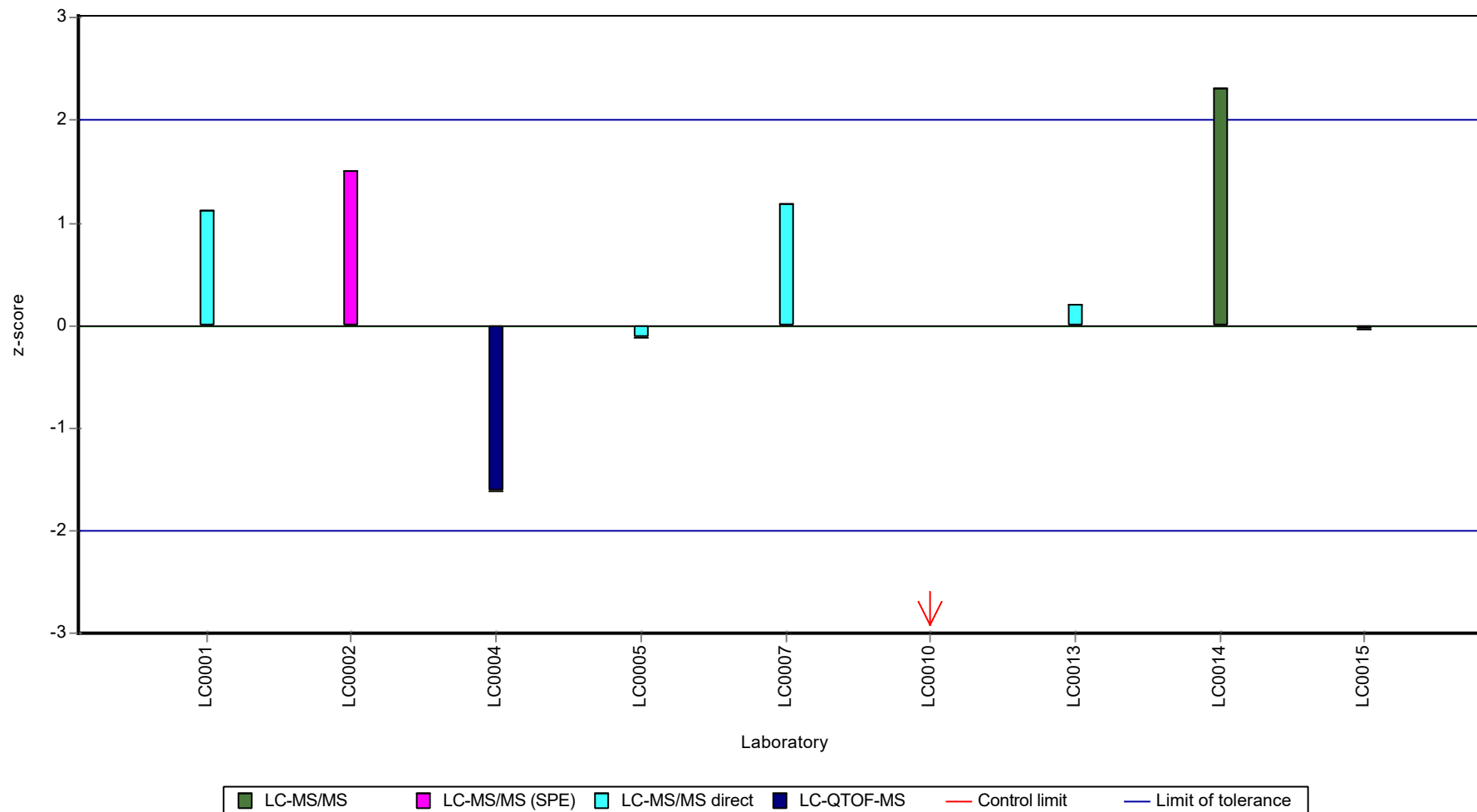
Results



Recovery rate



Z-score



Parameter oriented report

H108 B

Thiamethoxam

Unit	µg/l
Assigned value ± U (k=2)	0.121 ± 0.00844
Criterion	0.0206 (17 %)
Minimum - Maximum	0.11 - 0.14
Control test value ± U (k=2)	0.107 ± 0.0161

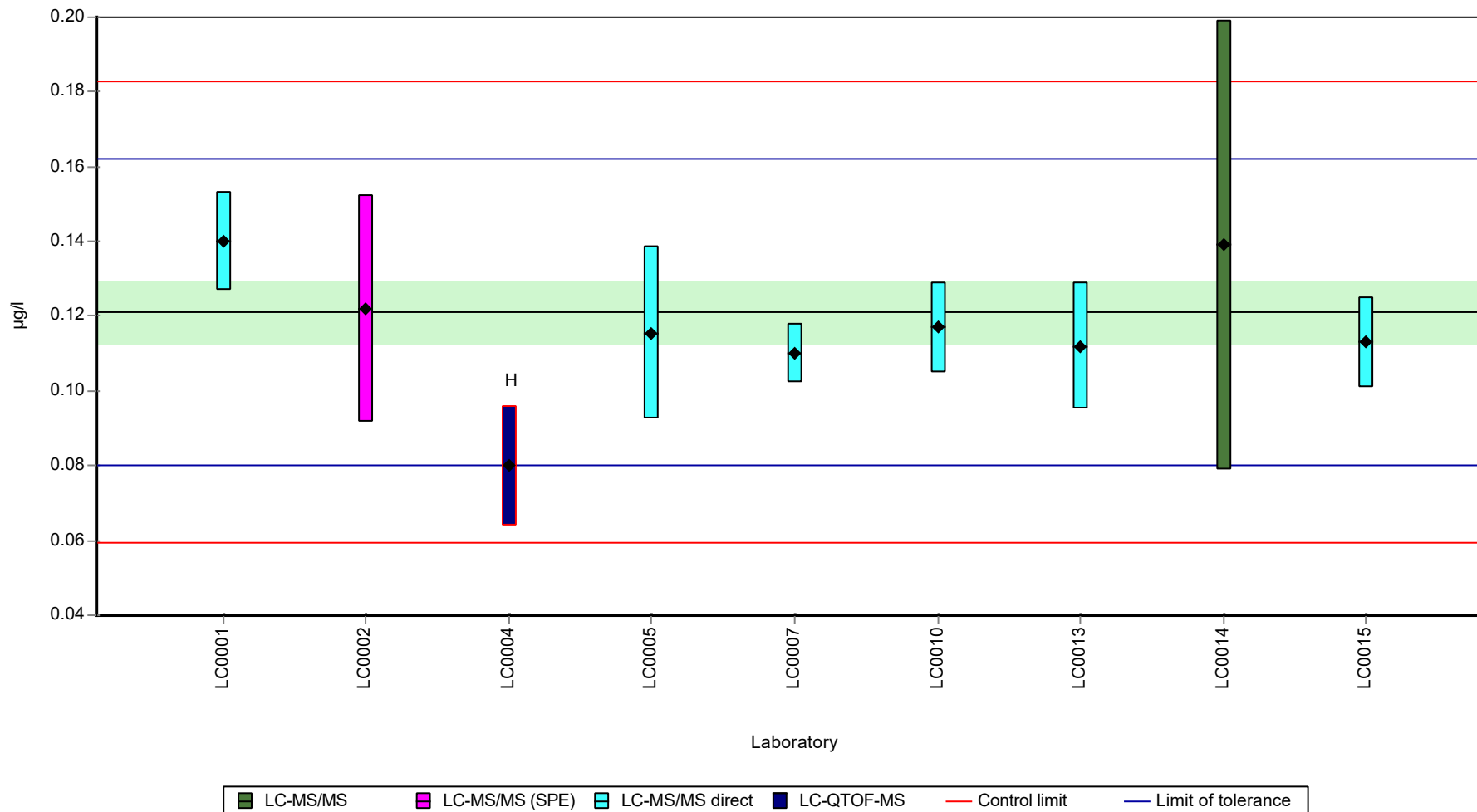
Labcode	Result	± U	Recovery [%]	z-score	Comments
LC0001	0.14	0.0133	116	0.92	
LC0002	0.122	0.0305	101	0.05	
LC0003	-	-	-	-	
LC0004	0.08	0.016	66.1	-2	H
LC0005	0.1155	0.0231	95.4	-0.27	
LC0006	-	-	-	-	
LC0007	0.11	0.008	90.9	-0.54	
LC0008	-	-	-	-	
LC0009	-	-	-	-	
LC0010	0.117	0.012	96.6	-0.2	
LC0011	-	-	-	-	
LC0012	-	-	-	-	
LC0013	0.112	0.017	92.5	-0.44	
LC0014	0.139	0.06	115	0.87	
LC0015	0.113	0.012	93.3	-0.39	
LC0016	-	-	-	-	
LC0017	-	-	-	-	

Characteristics of parameter

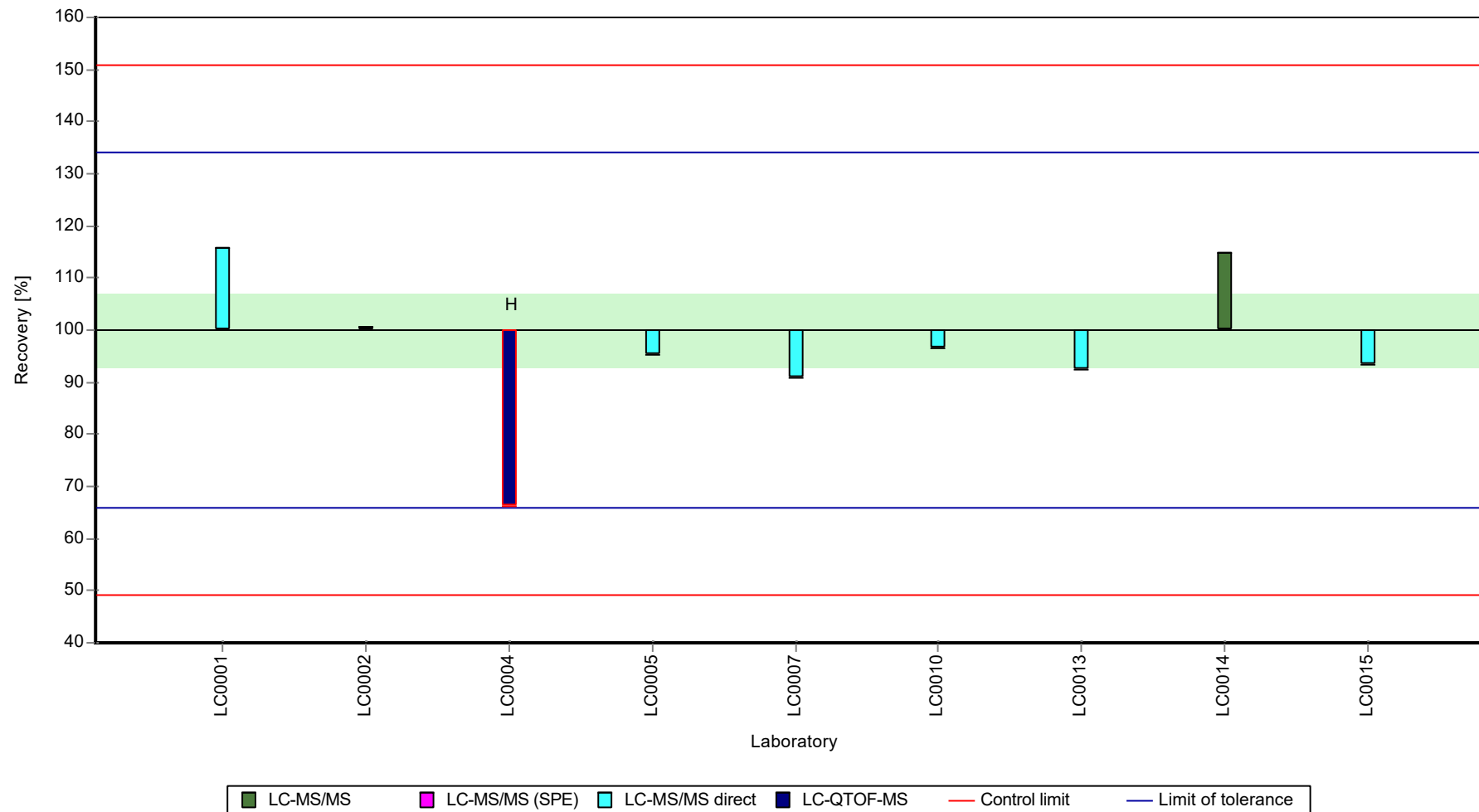
	all results	without outliers	Unit
Mean ± CI (99%)	0.117 ± 0.0177	0.121 ± 0.0127	µg/l
Minimum	0.08	0.11	µg/l
Maximum	0.14	0.14	µg/l
Standard deviation	0.0177	0.0119	µg/l
rel. standard deviation	15.2	9.86	%
n	9	8	-

Graphical presentation of results

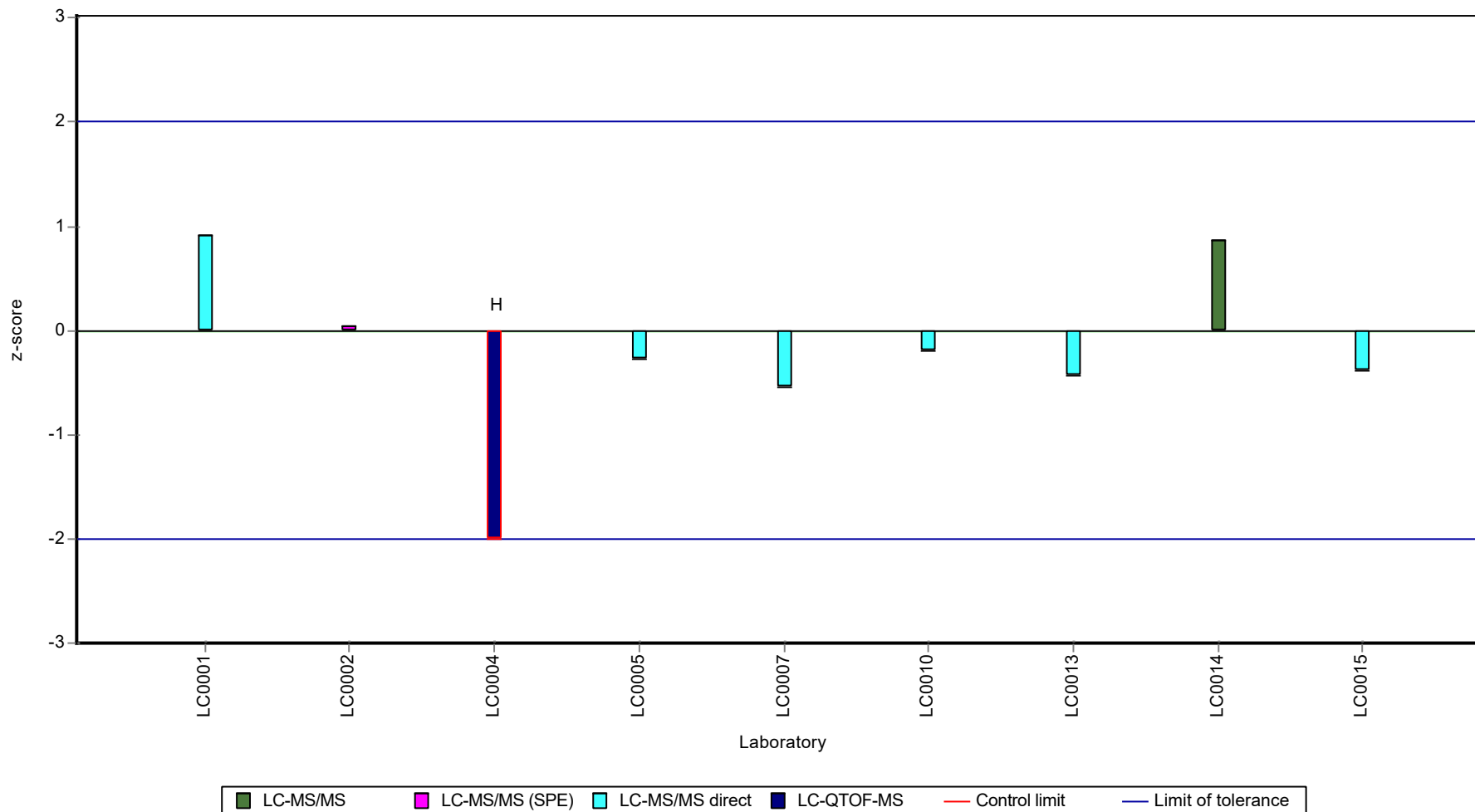
Results



Recovery rate



Z-score



E8. Labororientierte Auswertung / Laboratory oriented report

Die Labororientierte Auswertung ist nach dem Laborcode sortiert.

The laboratory oriented report is sorted by laboratory code.

Sample: H108A

Parameter	Unit	Assigned value ± U (k=2)	Result ± U	Criterion	Recovery [%]	z-Score
Acetamiprid	µg/l	0.39 ± 0.0233	0.39 ± 0.0234	0.0284	100	0.01
Aldrin	µg/l	0.256* ± 0.0385	0.21 ± 0.0357	-	-	-
Atrazine	µg/l	0.406 ± 0.0195	0.395 ± 0.0375	0.0446	97.4	-0.24
Atrazine-desethyl	µg/l	0.484 ± 0.0264	0.455 ± 0.0273	0.0581	94	-0.50
Atrazine-desisopropyl	µg/l	0.644 ± 0.0532	0.65 ± 0.114	0.0902	101	0.06
Bromacil	µg/l	0.234 ± 0.0141	0.26 ± 0.0247	0.0328	111	0.79
Clothianidin	µg/l	0.209 ± 0.0279	0.2 ± 0.031	0.023	95.6	-0.40
Cyanazine	µg/l	1.01 ± 0.124	0.98 ± 0.113	0.141	97.1	-0.21
Dieldrin	µg/l	0.405 ± 0.0315	0.415 ± 0.768	0.0932	102	0.10
Dinotefurane	µg/l	- ± -	- ± -	-	-	-
Endrin	µg/l	0.184 ± 0.0299	0.195 ± 0.0293	0.0331	106	0.33
Heptachlor	µg/l	0.437 ± 0.136	0.4 ± 0.074	0.201	91.5	-0.18
Imidacloprid	µg/l	0.468 ± 0.028	0.47 ± 0.0846	0.0702	100	0.03
Lindane (Gamma-HCH)	µg/l	0.226 ± 0.0374	0.26 ± 0.039	0.0452	115	0.75
Nitenpyram	µg/l	- ± -	0.795 ± 0.0716	-	-	-
Prometryn	µg/l	0.411 ± 0.0166	0.425 ± 0.0404	0.0534	104	0.27
Propazine	µg/l	0.183 ± 0.0089	0.185 ± 0.0185	0.0238	101	0.09
Sum Chlordane	µg/l	0.183 ± 0.0204	0.155 ± 0.0411	0.0549	84.6	-0.51
Sum DDD	µg/l	0.842 ± 0.0967	0.705 ± 0.271	0.311	83.8	-0.44
Sum DDE	µg/l	0.401* ± 0.0683	0.295 ± 0.114	-	-	-
Sum DDT	µg/l	0.241* ± 0.0581	0.155 ± 0.06	-	-	-
Sum Endosulfan	µg/l	0.819 ± 0.139	0.88 ± 0.295	0.336	107	0.18
Thiacloprid	µg/l	0.434 ± 0.0514	0.45 ± 0.036	0.0608	104	0.26
Thiamethoxam	µg/l	0.524 ± 0.122	0.625 ± 0.0594	0.0892	119	1.13

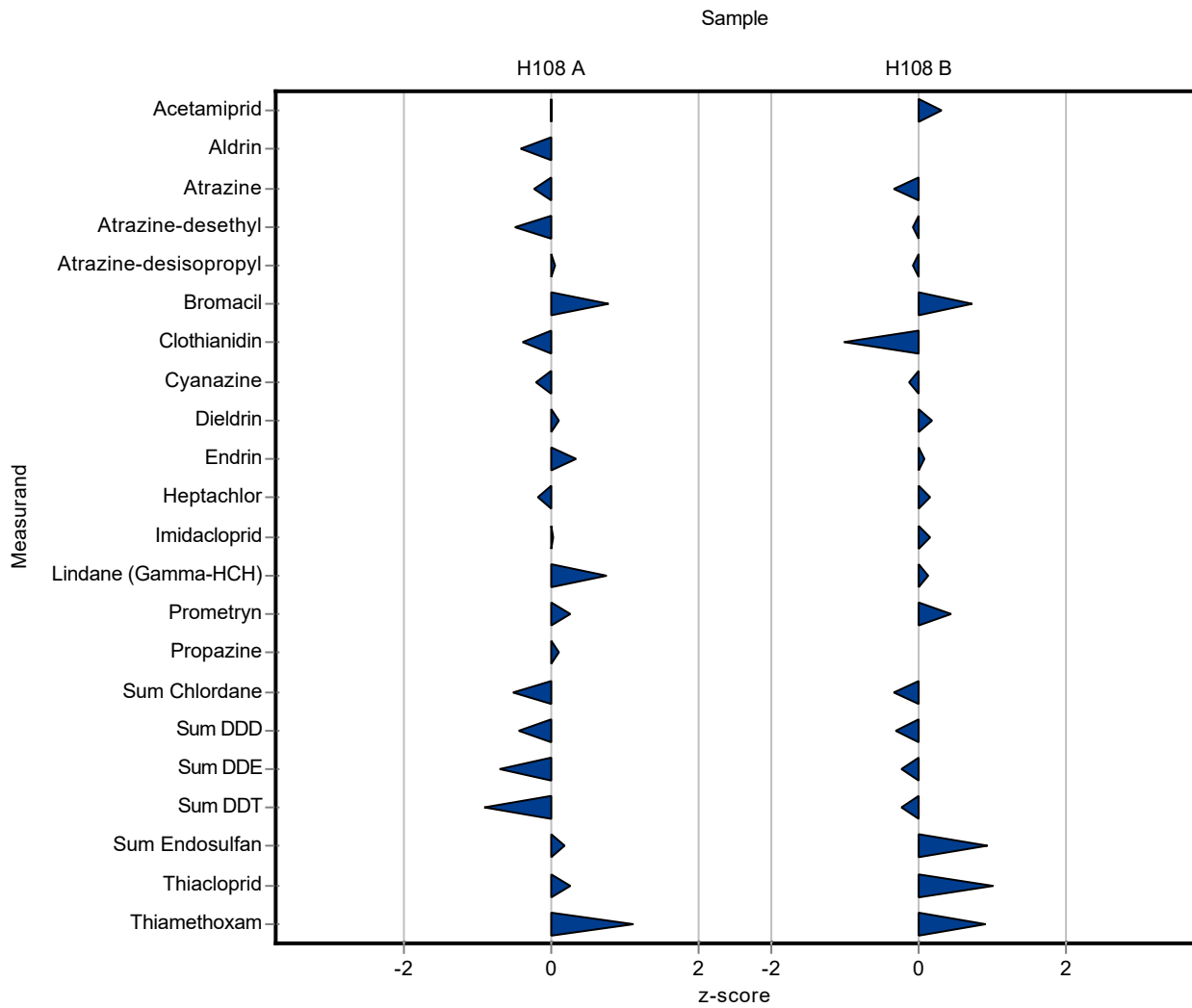
*no evaluation possible, for details please see the respective report

Sample: H108B

Parameter	Unit	Assigned value ± U (k=2)	Result ± U	Criterion	Recovery [%]	z-Score
Acetamiprid	µg/l	0.751 ± 0.0826	0.785 ± 0.0471	0.109	105	0.31
Aldrin	µg/l	- ± -	<0.02 (LOQ) ± -	-	-	-

Parameter	Unit	Assigned value ± U (k=2)	Result ± U	Criterion	Recovery [%]	z-Score
Atrazine	µg/l	0.789 ± 0.0267	0.76 ± 0.0722	0.0868	96.3	-0.34
Atrazine-desethyl	µg/l	0.459 ± 0.043	0.455 ± 0.0273	0.0551	99.1	-0.07
Atrazine-desisopropyl	µg/l	0.602 ± 0.0474	0.595 ± 0.104	0.0843	98.8	-0.09
Bromacil	µg/l	0.386 ± 0.0395	0.425 ± 0.0404	0.054	110	0.73
Clothianidin	µg/l	0.416 ± 0.0568	0.37 ± 0.0574	0.0458	88.9	-1.01
Cyanazine	µg/l	0.224 ± 0.0254	0.22 ± 0.0253	0.0313	98.3	-0.12
Dieldrin	µg/l	0.379 ± 0.0162	0.395 ± 0.0731	0.0872	104	0.18
Dinotefurane	µg/l	- ± -	- ± -	-	-	-
Endrin	µg/l	0.424 ± 0.0371	0.43 ± 0.0645	0.0763	101	0.08
Heptachlor	µg/l	0.112 ± 0.0268	0.12 ± 0.0222	0.0516	107	0.15
Imidacloprid	µg/l	0.24 ± 0.0413	0.245 ± 0.0441	0.036	102	0.15
Lindane (Gamma-HCH)	µg/l	0.458 ± 0.0252	0.47 ± 0.0705	0.0916	103	0.13
Nitenpyram	µg/l	- ± -	0.405 ± 0.0365	-	-	-
Prometryn	µg/l	0.435 ± 0.0146	0.46 ± 0.0437	0.0565	106	0.45
Propazine	µg/l	0.36 ± 0.0175	0.36 ± 0.036	0.0468	100	0.00
Sum Chlordane	µg/l	0.067 ± 0.00744	0.06 ± 0.0159	0.0201	89.5	-0.35
Sum DDD	µg/l	0.656 ± 0.0515	0.58 ± 0.223	0.243	88.5	-0.31
Sum DDE	µg/l	0.549* ± 0.0998	0.5 ± 0.193	-	-	-
Sum DDT	µg/l	0.197* ± 0.0268	0.18 ± 0.0693	-	-	-
Sum Endosulfan	µg/l	0.544 ± 0.128	0.75 ± 0.225	0.223	138	0.93
Thiacloprid	µg/l	0.67 ± 0.0826	0.765 ± 0.0612	0.0938	114	1.02
Thiamethoxam	µg/l	0.121 ± 0.00844	0.14 ± 0.0133	0.0206	116	0.92

*no evaluation possible, for details please see the respective report



Sample: H108A

Parameter	Unit	Assigned value ± U (k=2)	Result ± U	Criterion	Recovery [%]	En-Score
Acetamiprid	µg/l	0.39 ± 0.0233	0.39 ± 0.0234	0.0284	100	0.01
Aldrin	µg/l	0.256* ± 0.0385	0.21 ± 0.0357	-	-	-
Atrazine	µg/l	0.406 ± 0.0195	0.395 ± 0.0375	0.0446	97.4	-0.14
Atrazine-desethyl	µg/l	0.484 ± 0.0264	0.455 ± 0.0273	0.0581	94	-0.48
Atrazine-desisopropyl	µg/l	0.644 ± 0.0532	0.65 ± 0.114	0.0902	101	0.02
Bromacil	µg/l	0.234 ± 0.0141	0.26 ± 0.0247	0.0328	111	0.51
Clothianidin	µg/l	0.209 ± 0.0279	0.2 ± 0.031	0.023	95.6	-0.14
Cyanazine	µg/l	1.01 ± 0.124	0.98 ± 0.113	0.141	97.1	-0.12
Dieldrin	µg/l	0.405 ± 0.0315	0.415 ± 0.768	0.0932	102	0.01
Dinotefurane	µg/l	- ± -	- ± -	-	-	-
Endrin	µg/l	0.184 ± 0.0299	0.195 ± 0.0293	0.0331	106	0.17
Heptachlor	µg/l	0.437 ± 0.136	0.4 ± 0.074	0.201	91.5	-0.18
Imidacloprid	µg/l	0.468 ± 0.028	0.47 ± 0.0846	0.0702	100	0.01
Lindane (Gamma-HCH)	µg/l	0.226 ± 0.0374	0.26 ± 0.039	0.0452	115	0.39
Nitenpyram	µg/l	- ± -	0.795 ± 0.0716	-	-	-
Prometryn	µg/l	0.411 ± 0.0166	0.425 ± 0.0404	0.0534	104	0.17
Propazine	µg/l	0.183 ± 0.0089	0.185 ± 0.0185	0.0238	101	0.06
Sum Chlordane	µg/l	0.183 ± 0.0204	0.155 ± 0.0411	0.0549	84.6	-0.33
Sum DDD	µg/l	0.842 ± 0.0967	0.705 ± 0.271	0.311	83.8	-0.25
Sum DDE	µg/l	0.401* ± 0.0683	0.295 ± 0.114	-	-	-
Sum DDT	µg/l	0.241* ± 0.0581	0.155 ± 0.06	-	-	-
Sum Endosulfan	µg/l	0.819 ± 0.139	0.88 ± 0.295	0.336	107	0.10
Thiacloprid	µg/l	0.434 ± 0.0514	0.45 ± 0.036	0.0608	104	0.18
Thiamethoxam	µg/l	0.524 ± 0.122	0.625 ± 0.0594	0.0892	119	0.59

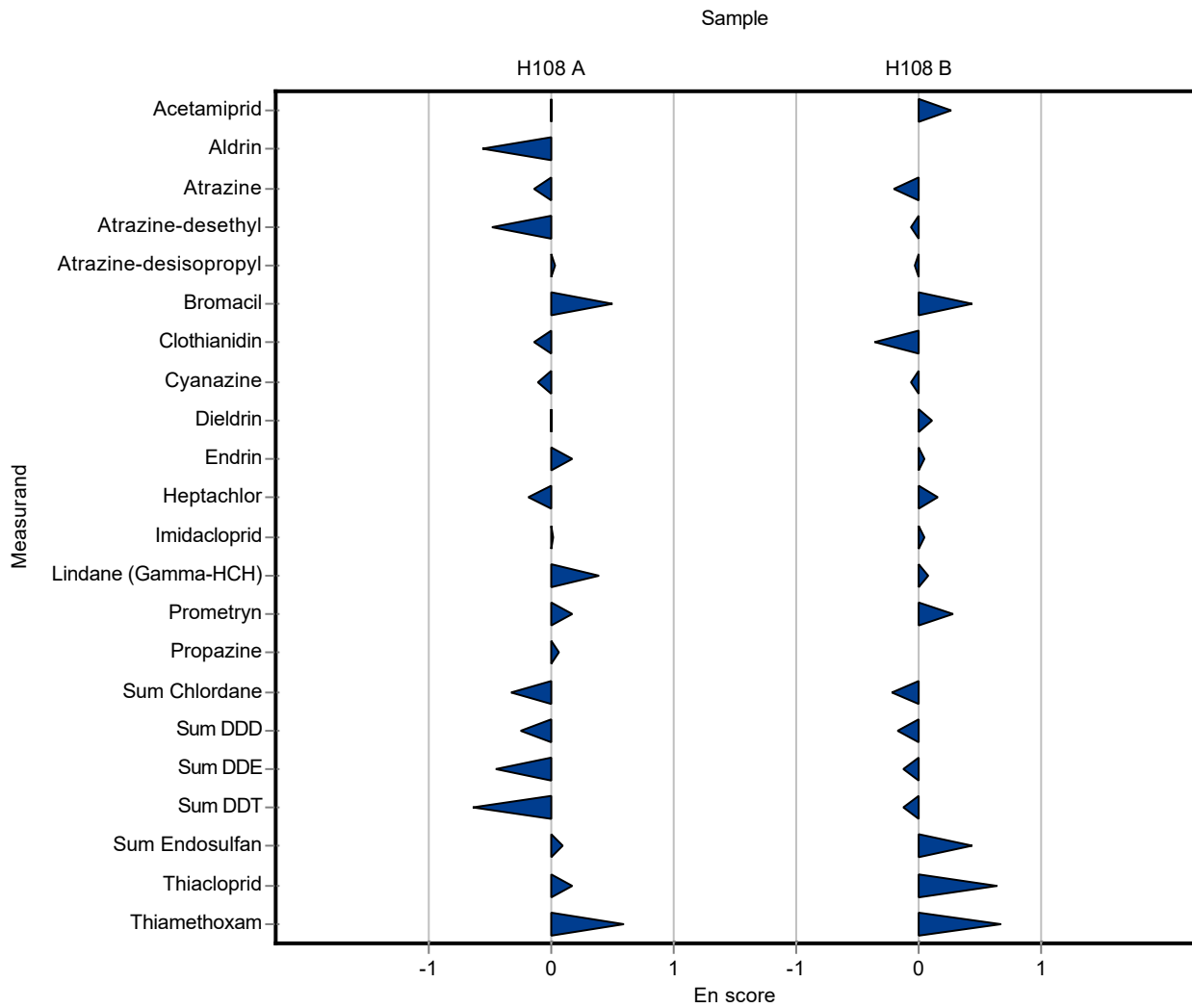
*no evaluation possible, for details please see the respective report

Sample: H108B

Parameter	Unit	Assigned value ± U (k=2)	Result ± U	Criterion	Recovery [%]	En-Score
Acetamiprid	µg/l	0.751 ± 0.0826	0.785 ± 0.0471	0.109	105	0.27
Aldrin	µg/l	- ± -	<0.02 (LOQ) ± -	-	-	-

Parameter	Unit	Assigned value ± U (k=2)	Result ± U	Criterion Recovery	En-Score	En-Score [%]
Atrazine	µg/l	0.789 ± 0.0267	0.76 ± 0.0722	0.0868	96.3	-0.20
Atrazine-desethyl	µg/l	0.459 ± 0.043	0.455 ± 0.0273	0.0551	99.1	-0.06
Atrazine-desisopropyl	µg/l	0.602 ± 0.0474	0.595 ± 0.104	0.0843	98.8	-0.03
Bromacil	µg/l	0.386 ± 0.0395	0.425 ± 0.0404	0.054	110	0.44
Clothianidin	µg/l	0.416 ± 0.0568	0.37 ± 0.0574	0.0458	88.9	-0.36
Cyanazine	µg/l	0.224 ± 0.0254	0.22 ± 0.0253	0.0313	98.3	-0.07
Dieldrin	µg/l	0.379 ± 0.0162	0.395 ± 0.0731	0.0872	104	0.11
Dinotefurane	µg/l	- ± -	- ± -	-	-	-
Endrin	µg/l	0.424 ± 0.0371	0.43 ± 0.0645	0.0763	101	0.04
Heptachlor	µg/l	0.112 ± 0.0268	0.12 ± 0.0222	0.0516	107	0.15
Imidacloprid	µg/l	0.24 ± 0.0413	0.245 ± 0.0441	0.036	102	0.05
Lindane (Gamma-HCH)	µg/l	0.458 ± 0.0252	0.47 ± 0.0705	0.0916	103	0.08
Nitenpyram	µg/l	- ± -	0.405 ± 0.0365	-	-	-
Prometryn	µg/l	0.435 ± 0.0146	0.46 ± 0.0437	0.0565	106	0.29
Propazine	µg/l	0.36 ± 0.0175	0.36 ± 0.036	0.0468	100	0.00
Sum Chlordane	µg/l	0.067 ± 0.00744	0.06 ± 0.0159	0.0201	89.5	-0.21
Sum DDD	µg/l	0.656 ± 0.0515	0.58 ± 0.223	0.243	88.5	-0.17
Sum DDE	µg/l	0.549* ± 0.0998	0.5 ± 0.193	-	-	-
Sum DDT	µg/l	0.197* ± 0.0268	0.18 ± 0.0693	-	-	-
Sum Endosulfan	µg/l	0.544 ± 0.128	0.75 ± 0.225	0.223	138	0.44
Thiacloprid	µg/l	0.67 ± 0.0826	0.765 ± 0.0612	0.0938	114	0.65
Thiamethoxam	µg/l	0.121 ± 0.00844	0.14 ± 0.0133	0.0206	116	0.68

*no evaluation possible, for details please see the respective report



Sample: H108A

Parameter	Unit	Assigned value ± U (k=2)	Result ± U	Criterion	Recovery [%]	z-Score
Acetamiprid	µg/l	0.39 ± 0.0233	0.3882 ± 0.0971	0.0284	99.6	-0.05
Aldrin	µg/l	0.256* ± 0.0385	<0.17 (LOQ) ± -	-	-	-
Atrazine	µg/l	0.406 ± 0.0195	0.3605 ± 0.09	0.0446	88.8	-1.01
Atrazine-desethyl	µg/l	0.484 ± 0.0264	- ± -	0.0581	-	-
Atrazine-desisopropyl	µg/l	0.644 ± 0.0532	- ± -	0.0902	-	-
Bromacil	µg/l	0.234 ± 0.0141	- ± -	0.0328	-	-
Clothianidin	µg/l	0.209 ± 0.0279	0.2305 ± 0.0576	0.023	110	0.93
Cyanazine	µg/l	1.01 ± 0.124	- ± -	0.141	-	-
Dieldrin	µg/l	0.405 ± 0.0315	- ± -	0.0932	-	-
Dinotefurane	µg/l	- ± -	- ± -	-	-	-
Endrin	µg/l	0.184 ± 0.0299	- ± -	0.0331	-	-
Heptachlor	µg/l	0.437 ± 0.136	<0.17 (LOQ) ± -	0.201	-	-
Imidacloprid	µg/l	0.468 ± 0.028	0.4271 ± 0.1055	0.0702	91.3	-0.58
Lindane (Gamma-HCH)	µg/l	0.226 ± 0.0374	0.1843 ± 0.0461	0.0452	81.6	-0.92
Nitenpyram	µg/l	- ± -	- ± -	-	-	-
Prometryn	µg/l	0.411 ± 0.0166	- ± -	0.0534	-	-
Propazine	µg/l	0.183 ± 0.0089	- ± -	0.0238	-	-
Sum Chlordane	µg/l	0.183 ± 0.0204	- ± -	0.0549	-	-
Sum DDD	µg/l	0.842 ± 0.0967	- ± -	0.311	-	-
Sum DDE	µg/l	0.401* ± 0.0683	- ± -	-	-	-
Sum DDT	µg/l	0.241* ± 0.0581	- ± -	-	-	-
Sum Endosulfan	µg/l	0.819 ± 0.139	- ± -	0.336	-	-
Thiacloprid	µg/l	0.434 ± 0.0514	0.4511 ± 0.1128	0.0608	104	0.28
Thiamethoxam	µg/l	0.524 ± 0.122	0.6592 ± 0.1648	0.0892	126	1.51

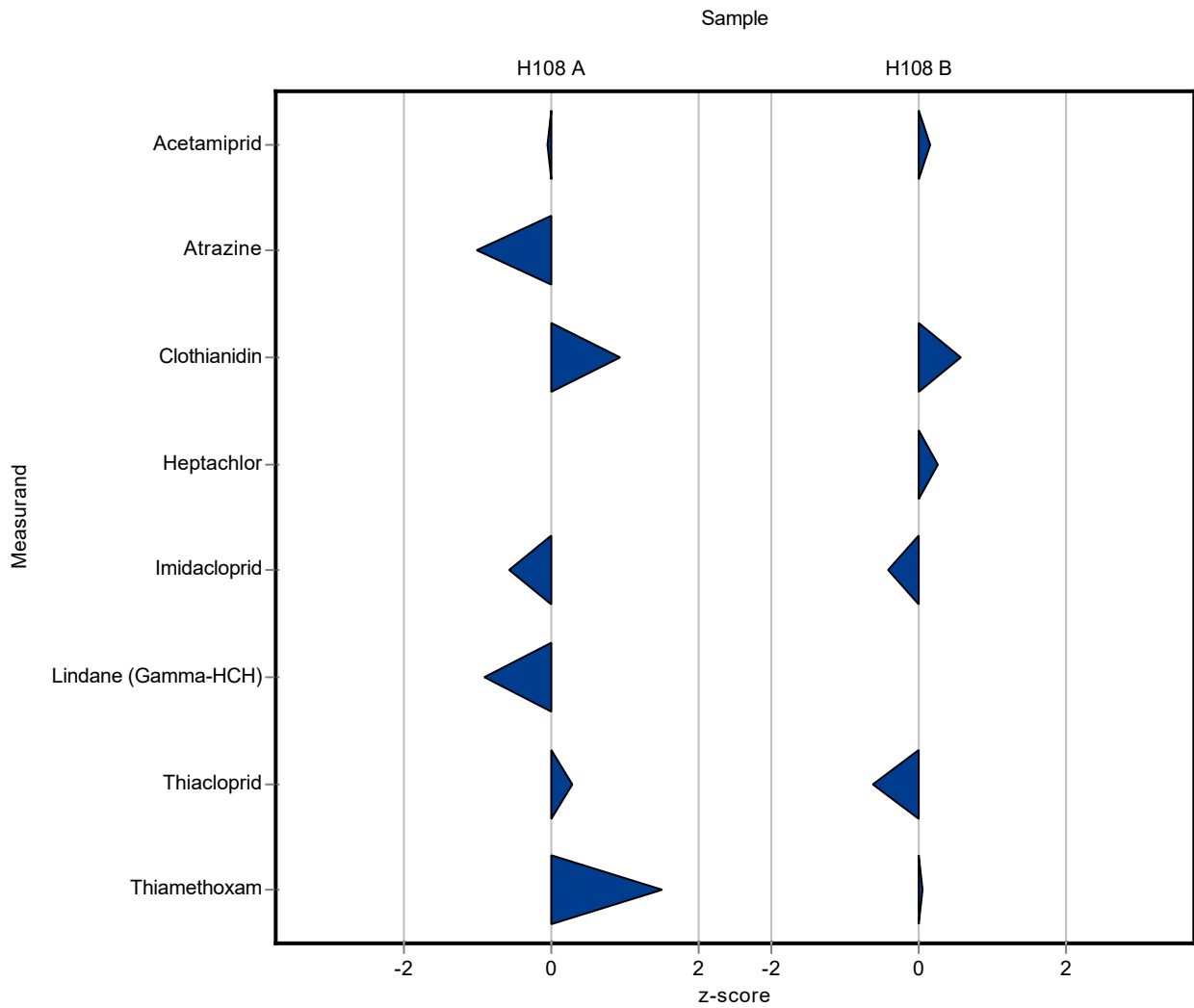
*no evaluation possible, for details please see the respective report

Sample: H108B

Parameter	Unit	Assigned value ± U (k=2)	Result ± U	Criterion	Recovery [%]	z-Score
Acetamiprid	µg/l	0.751 ± 0.0826	0.768 ± 0.192	0.109	102	0.16
Aldrin	µg/l	- ± -	0.015 ± 0.0037	-	-	-

Parameter	Unit	Assigned value ± U (k=2)	Result ± U	Criterion	Recovery [%]	z-Score
Atrazine	µg/l	0.789 ± 0.0267	<0.4 (LOQ) ± -	0.0868	-	-
Atrazine-desethyl	µg/l	0.459 ± 0.043	- ± -	0.0551	-	-
Atrazine-desisopropyl	µg/l	0.602 ± 0.0474	- ± -	0.0843	-	-
Bromacil	µg/l	0.386 ± 0.0395	- ± -	0.054	-	-
Clothianidin	µg/l	0.416 ± 0.0568	0.4425 ± 0.1106	0.0458	106	0.57
Cyanazine	µg/l	0.224 ± 0.0254	- ± -	0.0313	-	-
Dieldrin	µg/l	0.379 ± 0.0162	- ± -	0.0872	-	-
Dinotefurane	µg/l	- ± -	- ± -	-	-	-
Endrin	µg/l	0.424 ± 0.0371	- ± -	0.0763	-	-
Heptachlor	µg/l	0.112 ± 0.0268	0.1256 ± 0.0314	0.0516	112	0.26
Imidacloprid	µg/l	0.24 ± 0.0413	0.2248 ± 0.0562	0.036	93.8	-0.41
Lindane (Gamma-HCH)	µg/l	0.458 ± 0.0252	<0.17 (LOQ) ± -	0.0916	-	-
Nitenpyram	µg/l	- ± -	- ± -	-	-	-
Prometryn	µg/l	0.435 ± 0.0146	- ± -	0.0565	-	-
Propazine	µg/l	0.36 ± 0.0175	- ± -	0.0468	-	-
Sum Chlordane	µg/l	0.067 ± 0.00744	- ± -	0.0201	-	-
Sum DDD	µg/l	0.656 ± 0.0515	- ± -	0.243	-	-
Sum DDE	µg/l	0.549* ± 0.0998	- ± -	-	-	-
Sum DDT	µg/l	0.197* ± 0.0268	- ± -	-	-	-
Sum Endosulfan	µg/l	0.544 ± 0.128	- ± -	0.223	-	-
Thiacloprid	µg/l	0.67 ± 0.0826	0.61 ± 0.1525	0.0938	91.1	-0.64
Thiamethoxam	µg/l	0.121 ± 0.00844	0.122 ± 0.0305	0.0206	101	0.05

*no evaluation possible, for details please see the respective report



Sample: H108A

Parameter	Unit	Assigned value ± U (k=2)	Result ± U	Criterion	Recovery [%]	En-Score
Acetamiprid	µg/l	0.39 ± 0.0233	0.3882 ± 0.0971	0.0284	99.6	-0.01
Aldrin	µg/l	0.256* ± 0.0385	<0.17 (LOQ) ± -	-	-	-
Atrazine	µg/l	0.406 ± 0.0195	0.3605 ± 0.09	0.0446	88.8	-0.25
Atrazine-desethyl	µg/l	0.484 ± 0.0264	- ± -	0.0581	-	-
Atrazine-desisopropyl	µg/l	0.644 ± 0.0532	- ± -	0.0902	-	-
Bromacil	µg/l	0.234 ± 0.0141	- ± -	0.0328	-	-
Clothianidin	µg/l	0.209 ± 0.0279	0.2305 ± 0.0576	0.023	110	0.18
Cyanazine	µg/l	1.01 ± 0.124	- ± -	0.141	-	-
Dieldrin	µg/l	0.405 ± 0.0315	- ± -	0.0932	-	-
Dinotefurane	µg/l	- ± -	- ± -	-	-	-
Endrin	µg/l	0.184 ± 0.0299	- ± -	0.0331	-	-
Heptachlor	µg/l	0.437 ± 0.136	<0.17 (LOQ) ± -	0.201	-	-
Imidacloprid	µg/l	0.468 ± 0.028	0.4271 ± 0.1055	0.0702	91.3	-0.19
Lindane (Gamma-HCH)	µg/l	0.226 ± 0.0374	0.1843 ± 0.0461	0.0452	81.6	-0.42
Nitenpyram	µg/l	- ± -	- ± -	-	-	-
Prometryn	µg/l	0.411 ± 0.0166	- ± -	0.0534	-	-
Propazine	µg/l	0.183 ± 0.0089	- ± -	0.0238	-	-
Sum Chlordane	µg/l	0.183 ± 0.0204	- ± -	0.0549	-	-
Sum DDD	µg/l	0.842 ± 0.0967	- ± -	0.311	-	-
Sum DDE	µg/l	0.401* ± 0.0683	- ± -	-	-	-
Sum DDT	µg/l	0.241* ± 0.0581	- ± -	-	-	-
Sum Endosulfan	µg/l	0.819 ± 0.139	- ± -	0.336	-	-
Thiacloprid	µg/l	0.434 ± 0.0514	0.4511 ± 0.1128	0.0608	104	0.07
Thiamethoxam	µg/l	0.524 ± 0.122	0.6592 ± 0.1648	0.0892	126	0.38

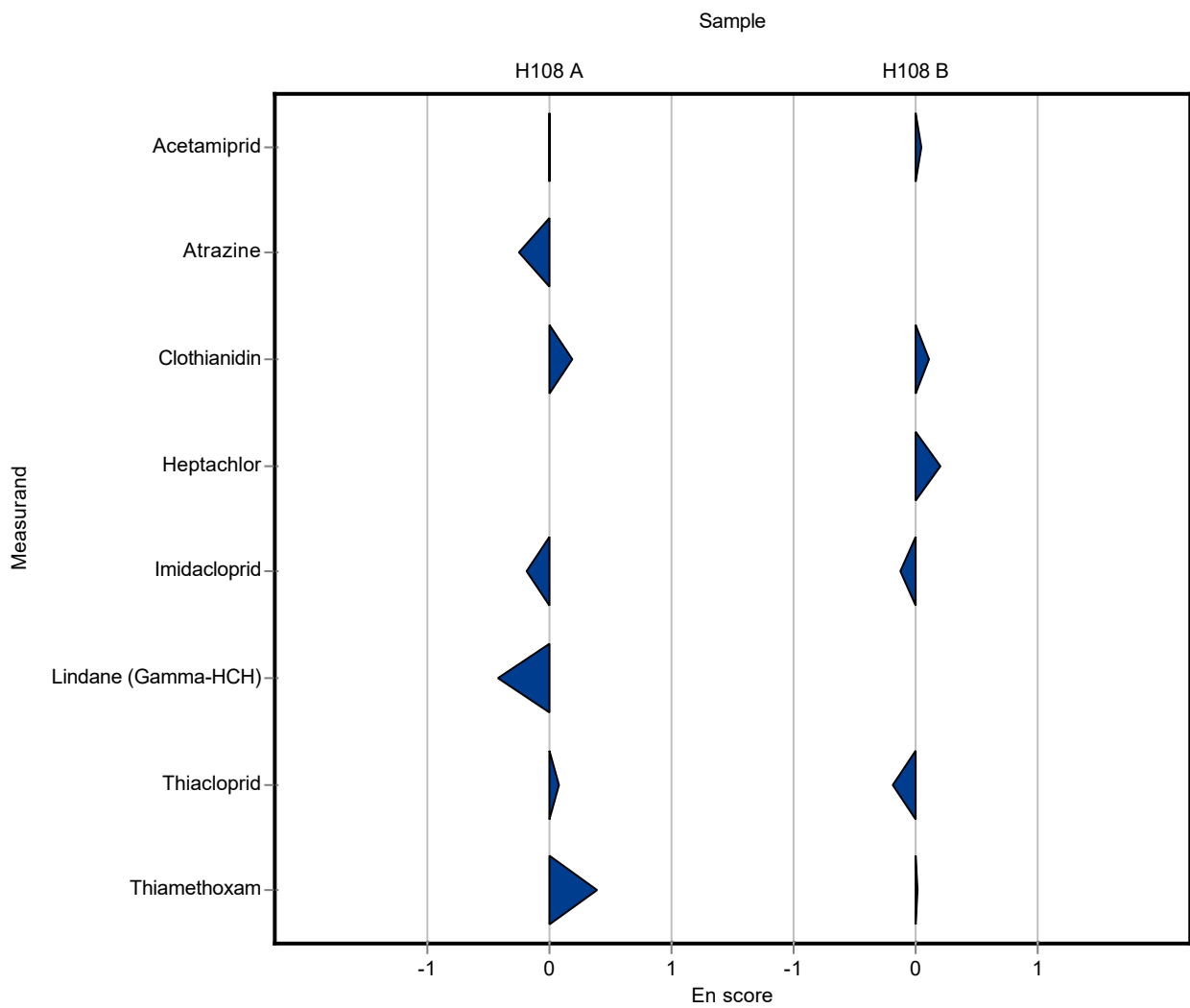
*no evaluation possible, for details please see the respective report

Sample: H108B

Parameter	Unit	Assigned value ± U (k=2)	Result ± U	Criterion	Recovery [%]	En-Score
Acetamiprid	µg/l	0.751 ± 0.0826	0.768 ± 0.192	0.109	102	0.04
Aldrin	µg/l	- ± -	0.015 ± 0.0037	-	-	-

Parameter	Unit	Assigned value ± U (k=2)	Result ± U	Criterion Recovery [%]	En-Score
Atrazine	µg/l	0.789 ± 0.0267	<0.4 (LOQ) ± -	0.0868	-
Atrazine-desethyl	µg/l	0.459 ± 0.043	- ± -	0.0551	-
Atrazine-desisopropyl	µg/l	0.602 ± 0.0474	- ± -	0.0843	-
Bromacil	µg/l	0.386 ± 0.0395	- ± -	0.054	-
Clothianidin	µg/l	0.416 ± 0.0568	0.4425 ± 0.1106	0.0458	106
Cyanazine	µg/l	0.224 ± 0.0254	- ± -	0.0313	-
Dieldrin	µg/l	0.379 ± 0.0162	- ± -	0.0872	-
Dinotefurane	µg/l	- ± -	- ± -	-	-
Endrin	µg/l	0.424 ± 0.0371	- ± -	0.0763	-
Heptachlor	µg/l	0.112 ± 0.0268	0.1256 ± 0.0314	0.0516	112
Imidacloprid	µg/l	0.24 ± 0.0413	0.2248 ± 0.0562	0.036	93.8
Lindane (Gamma-HCH)	µg/l	0.458 ± 0.0252	<0.17 (LOQ) ± -	0.0916	-
Nitenpyram	µg/l	- ± -	- ± -	-	-
Prometryn	µg/l	0.435 ± 0.0146	- ± -	0.0565	-
Propazine	µg/l	0.36 ± 0.0175	- ± -	0.0468	-
Sum Chlordane	µg/l	0.067 ± 0.00744	- ± -	0.0201	-
Sum DDD	µg/l	0.656 ± 0.0515	- ± -	0.243	-
Sum DDE	µg/l	0.549* ± 0.0998	- ± -	-	-
Sum DDT	µg/l	0.197* ± 0.0268	- ± -	-	-
Sum Endosulfan	µg/l	0.544 ± 0.128	- ± -	0.223	-
Thiacloprid	µg/l	0.67 ± 0.0826	0.61 ± 0.1525	0.0938	91.1
Thiamethoxam	µg/l	0.121 ± 0.00844	0.122 ± 0.0305	0.0206	101

*no evaluation possible, for details please see the respective report



Sample: H108A

Parameter	Unit	Assigned value ± U (k=2)	Result ± U	Criterion	Recovery [%]	z-Score
Acetamiprid	µg/l	0.39 ± 0.0233	- ± -	0.0284	-	-
Aldrin	µg/l	0.256* ± 0.0385	- ± -	-	-	-
Atrazine	µg/l	0.406 ± 0.0195	- ± -	0.0446	-	-
Atrazine-desethyl	µg/l	0.484 ± 0.0264	- ± -	0.0581	-	-
Atrazine-desisopropyl	µg/l	0.644 ± 0.0532	- ± -	0.0902	-	-
Bromacil	µg/l	0.234 ± 0.0141	- ± -	0.0328	-	-
Clothianidin	µg/l	0.209 ± 0.0279	- ± -	0.023	-	-
Cyanazine	µg/l	1.01 ± 0.124	- ± -	0.141	-	-
Dieldrin	µg/l	0.405 ± 0.0315	- ± -	0.0932	-	-
Dinotefurane	µg/l	- ± -	- ± -	-	-	-
Endrin	µg/l	0.184 ± 0.0299	- ± -	0.0331	-	-
Heptachlor	µg/l	0.437 ± 0.136	- ± -	0.201	-	-
Imidacloprid	µg/l	0.468 ± 0.028	0.51 ± 0.2	0.0702	109	0.60
Lindane (Gamma-HCH)	µg/l	0.226 ± 0.0374	- ± -	0.0452	-	-
Nitenpyram	µg/l	- ± -	- ± -	-	-	-
Prometryn	µg/l	0.411 ± 0.0166	- ± -	0.0534	-	-
Propazine	µg/l	0.183 ± 0.0089	- ± -	0.0238	-	-
Sum Chlordane	µg/l	0.183 ± 0.0204	- ± -	0.0549	-	-
Sum DDD	µg/l	0.842 ± 0.0967	- ± -	0.311	-	-
Sum DDE	µg/l	0.401* ± 0.0683	- ± -	-	-	-
Sum DDT	µg/l	0.241* ± 0.0581	- ± -	-	-	-
Sum Endosulfan	µg/l	0.819 ± 0.139	- ± -	0.336	-	-
Thiacloprid	µg/l	0.434 ± 0.0514	- ± -	0.0608	-	-
Thiamethoxam	µg/l	0.524 ± 0.122	- ± -	0.0892	-	-

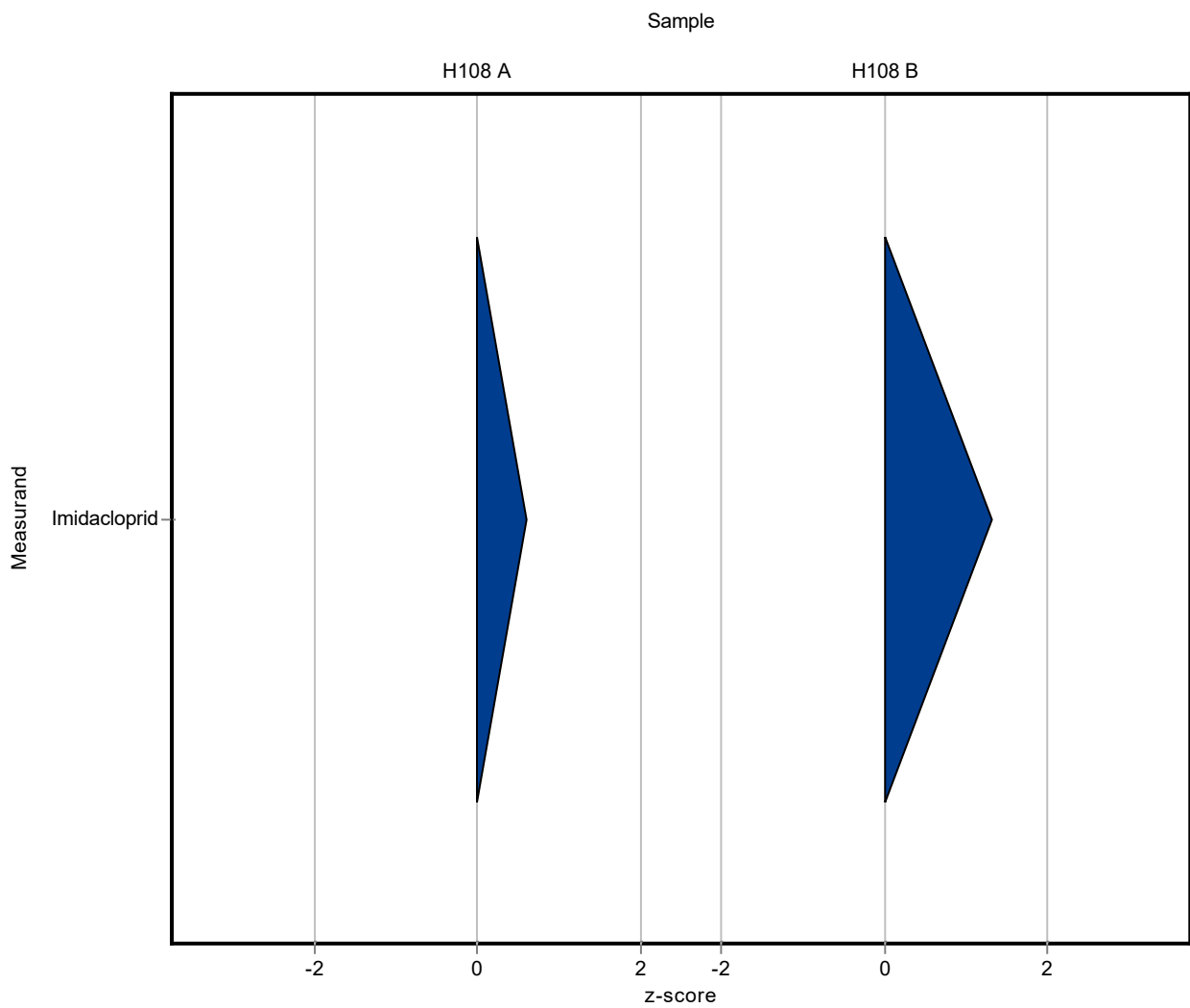
*no evaluation possible, for details please see the respective report

Sample: H108B

Parameter	Unit	Assigned value ± U (k=2)	Result ± U	Criterion	Recovery [%]	z-Score
Acetamiprid	µg/l	0.751 ± 0.0826	- ± -	0.109	-	-
Aldrin	µg/l	- ± -	- ± -	-	-	-

Parameter	Unit	Assigned value ± U (k=2)	Result ± U	Criterion	Recovery [%]	z-Score
Atrazine	µg/l	0.789 ± 0.0267	- ± -	0.0868	-	-
Atrazine-desethyl	µg/l	0.459 ± 0.043	- ± -	0.0551	-	-
Atrazine-desisopropyl	µg/l	0.602 ± 0.0474	- ± -	0.0843	-	-
Bromacil	µg/l	0.386 ± 0.0395	- ± -	0.054	-	-
Clothianidin	µg/l	0.416 ± 0.0568	- ± -	0.0458	-	-
Cyanazine	µg/l	0.224 ± 0.0254	- ± -	0.0313	-	-
Dieldrin	µg/l	0.379 ± 0.0162	- ± -	0.0872	-	-
Dinotefurane	µg/l	- ± -	- ± -	-	-	-
Endrin	µg/l	0.424 ± 0.0371	- ± -	0.0763	-	-
Heptachlor	µg/l	0.112 ± 0.0268	- ± -	0.0516	-	-
Imidacloprid	µg/l	0.24 ± 0.0413	0.287 ± 0.125	0.036	120	1.31
Lindane (Gamma-HCH)	µg/l	0.458 ± 0.0252	- ± -	0.0916	-	-
Nitenpyram	µg/l	- ± -	- ± -	-	-	-
Prometryn	µg/l	0.435 ± 0.0146	- ± -	0.0565	-	-
Propazine	µg/l	0.36 ± 0.0175	- ± -	0.0468	-	-
Sum Chlordane	µg/l	0.067 ± 0.00744	- ± -	0.0201	-	-
Sum DDD	µg/l	0.656 ± 0.0515	- ± -	0.243	-	-
Sum DDE	µg/l	0.549* ± 0.0998	- ± -	-	-	-
Sum DDT	µg/l	0.197* ± 0.0268	- ± -	-	-	-
Sum Endosulfan	µg/l	0.544 ± 0.128	- ± -	0.223	-	-
Thiacloprid	µg/l	0.67 ± 0.0826	- ± -	0.0938	-	-
Thiamethoxam	µg/l	0.121 ± 0.00844	- ± -	0.0206	-	-

*no evaluation possible, for details please see the respective report



Sample: H108A

Parameter	Unit	Assigned value ± U (k=2)	Result ± U	Criterion	Recovery [%]	En-Score
Acetamiprid	µg/l	0.39 ± 0.0233	- ± -	0.0284	-	-
Aldrin	µg/l	0.256* ± 0.0385	- ± -	-	-	-
Atrazine	µg/l	0.406 ± 0.0195	- ± -	0.0446	-	-
Atrazine-desethyl	µg/l	0.484 ± 0.0264	- ± -	0.0581	-	-
Atrazine-desisopropyl	µg/l	0.644 ± 0.0532	- ± -	0.0902	-	-
Bromacil	µg/l	0.234 ± 0.0141	- ± -	0.0328	-	-
Clothianidin	µg/l	0.209 ± 0.0279	- ± -	0.023	-	-
Cyanazine	µg/l	1.01 ± 0.124	- ± -	0.141	-	-
Dieldrin	µg/l	0.405 ± 0.0315	- ± -	0.0932	-	-
Dinotefurane	µg/l	- ± -	- ± -	-	-	-
Endrin	µg/l	0.184 ± 0.0299	- ± -	0.0331	-	-
Heptachlor	µg/l	0.437 ± 0.136	- ± -	0.201	-	-
Imidacloprid	µg/l	0.468 ± 0.028	0.51 ± 0.2	0.0702	109	0.10
Lindane (Gamma-HCH)	µg/l	0.226 ± 0.0374	- ± -	0.0452	-	-
Nitenpyram	µg/l	- ± -	- ± -	-	-	-
Prometryn	µg/l	0.411 ± 0.0166	- ± -	0.0534	-	-
Propazine	µg/l	0.183 ± 0.0089	- ± -	0.0238	-	-
Sum Chlordane	µg/l	0.183 ± 0.0204	- ± -	0.0549	-	-
Sum DDD	µg/l	0.842 ± 0.0967	- ± -	0.311	-	-
Sum DDE	µg/l	0.401* ± 0.0683	- ± -	-	-	-
Sum DDT	µg/l	0.241* ± 0.0581	- ± -	-	-	-
Sum Endosulfan	µg/l	0.819 ± 0.139	- ± -	0.336	-	-
Thiacloprid	µg/l	0.434 ± 0.0514	- ± -	0.0608	-	-
Thiamethoxam	µg/l	0.524 ± 0.122	- ± -	0.0892	-	-

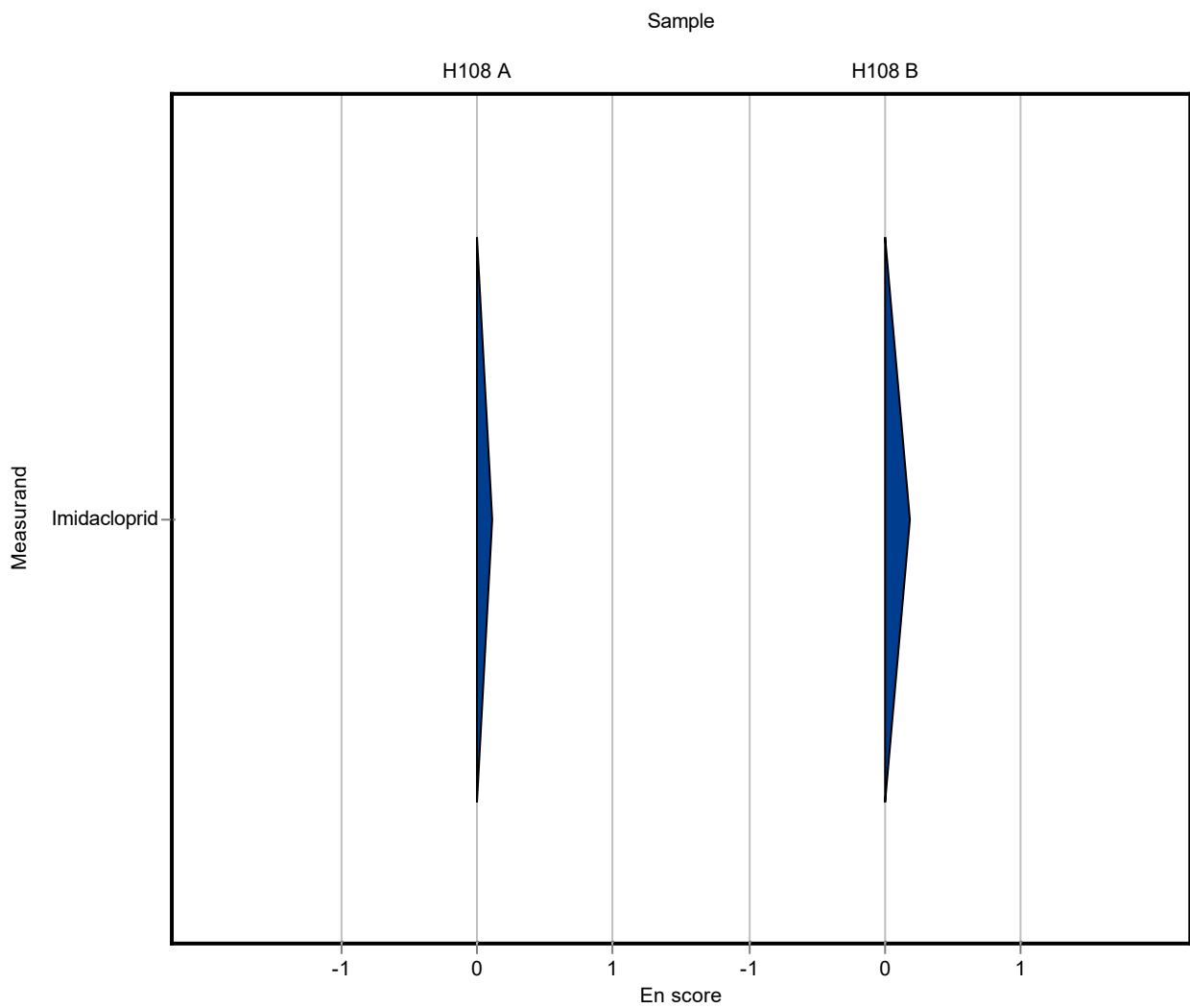
*no evaluation possible, for details please see the respective report

Sample: H108B

Parameter	Unit	Assigned value ± U (k=2)	Result ± U	Criterion	Recovery [%]	En-Score
Acetamiprid	µg/l	0.751 ± 0.0826	- ± -	0.109	-	-
Aldrin	µg/l	- ± -	- ± -	-	-	-

Parameter	Unit	Assigned value ± U (k=2)	Result ± U	Criterion Recovery [%]	En-Score
Atrazine	µg/l	0.789 ± 0.0267	- ± -	0.0868	-
Atrazine-desethyl	µg/l	0.459 ± 0.043	- ± -	0.0551	-
Atrazine-desisopropyl	µg/l	0.602 ± 0.0474	- ± -	0.0843	-
Bromacil	µg/l	0.386 ± 0.0395	- ± -	0.054	-
Clothianidin	µg/l	0.416 ± 0.0568	- ± -	0.0458	-
Cyanazine	µg/l	0.224 ± 0.0254	- ± -	0.0313	-
Dieldrin	µg/l	0.379 ± 0.0162	- ± -	0.0872	-
Dinotefurane	µg/l	- ± -	- ± -	-	-
Endrin	µg/l	0.424 ± 0.0371	- ± -	0.0763	-
Heptachlor	µg/l	0.112 ± 0.0268	- ± -	0.0516	-
Imidacloprid	µg/l	0.24 ± 0.0413	0.287 ± 0.125	0.036	120
Lindane (Gamma-HCH)	µg/l	0.458 ± 0.0252	- ± -	0.0916	-
Nitenpyram	µg/l	- ± -	- ± -	-	-
Prometryn	µg/l	0.435 ± 0.0146	- ± -	0.0565	-
Propazine	µg/l	0.36 ± 0.0175	- ± -	0.0468	-
Sum Chlordane	µg/l	0.067 ± 0.00744	- ± -	0.0201	-
Sum DDD	µg/l	0.656 ± 0.0515	- ± -	0.243	-
Sum DDE	µg/l	0.549* ± 0.0998	- ± -	-	-
Sum DDT	µg/l	0.197* ± 0.0268	- ± -	-	-
Sum Endosulfan	µg/l	0.544 ± 0.128	- ± -	0.223	-
Thiacloprid	µg/l	0.67 ± 0.0826	- ± -	0.0938	-
Thiamethoxam	µg/l	0.121 ± 0.00844	- ± -	0.0206	-

*no evaluation possible, for details please see the respective report



Sample: H108A

Parameter	Unit	Assigned value ± U (k=2)	Result ± U	Criterion	Recovery [%]	z-Score
Acetamiprid	µg/l	0.39 ± 0.0233	0.4 ± 0.08	0.0284	103	0.36
Aldrin	µg/l	0.256* ± 0.0385	0.151 ± 0.03	-	-	-
Atrazine	µg/l	0.406 ± 0.0195	0.418 ± 0.084	0.0446	103	0.27
Atrazine-desethyl	µg/l	0.484 ± 0.0264	0.177 ± 0.036	0.0581	36.5	-5.29
Atrazine-desisopropyl	µg/l	0.644 ± 0.0532	0.08 ± 0.016	0.0902	12.4	-6.26
Bromacil	µg/l	0.234 ± 0.0141	<0.02 (LOQ) ± -	0.0328	-	-
Clothianidin	µg/l	0.209 ± 0.0279	0.15 ± 0.03	0.023	71.7	-2.57
Cyanazine	µg/l	1.01 ± 0.124	1.1 ± 0.165	0.141	109	0.64
Dieldrin	µg/l	0.405 ± 0.0315	0.372 ± 0.074	0.0932	91.8	-0.36
Dinotefurane	µg/l	- ± -	<0.02 (LOQ) ± -	-	-	-
Endrin	µg/l	0.184 ± 0.0299	0.166 ± 0.033	0.0331	90.1	-0.55
Heptachlor	µg/l	0.437 ± 0.136	0.228 ± 0.046	0.201	52.2	-1.04
Imidacloprid	µg/l	0.468 ± 0.028	<0.02 (LOQ) ± -	0.0702	-	-
Lindane (Gamma-HCH)	µg/l	0.226 ± 0.0374	0.271 ± 0.054	0.0452	120	1.00
Nitenpyram	µg/l	- ± -	<0.02 (LOQ) ± -	-	-	-
Prometryn	µg/l	0.411 ± 0.0166	0.432 ± 0.086	0.0534	105	0.40
Propazine	µg/l	0.183 ± 0.0089	0.185 ± 0.037	0.0238	101	0.09
Sum Chlordane	µg/l	0.183 ± 0.0204	0.148 ± 0.03	0.0549	80.8	-0.64
Sum DDD	µg/l	0.842 ± 0.0967	0.721 ± 0.144	0.311	85.7	-0.39
Sum DDE	µg/l	0.401* ± 0.0683	0.339 ± 0.068	-	-	-
Sum DDT	µg/l	0.241* ± 0.0581	<0.001 (LOQ) ± -	-	-	-
Sum Endosulfan	µg/l	0.819 ± 0.139	0.742 ± 0.15	0.336	90.6	-0.23
Thiacloprid	µg/l	0.434 ± 0.0514	0.46 ± 0.092	0.0608	106	0.42
Thiamethoxam	µg/l	0.524 ± 0.122	0.38 ± 0.076	0.0892	72.5	-1.62

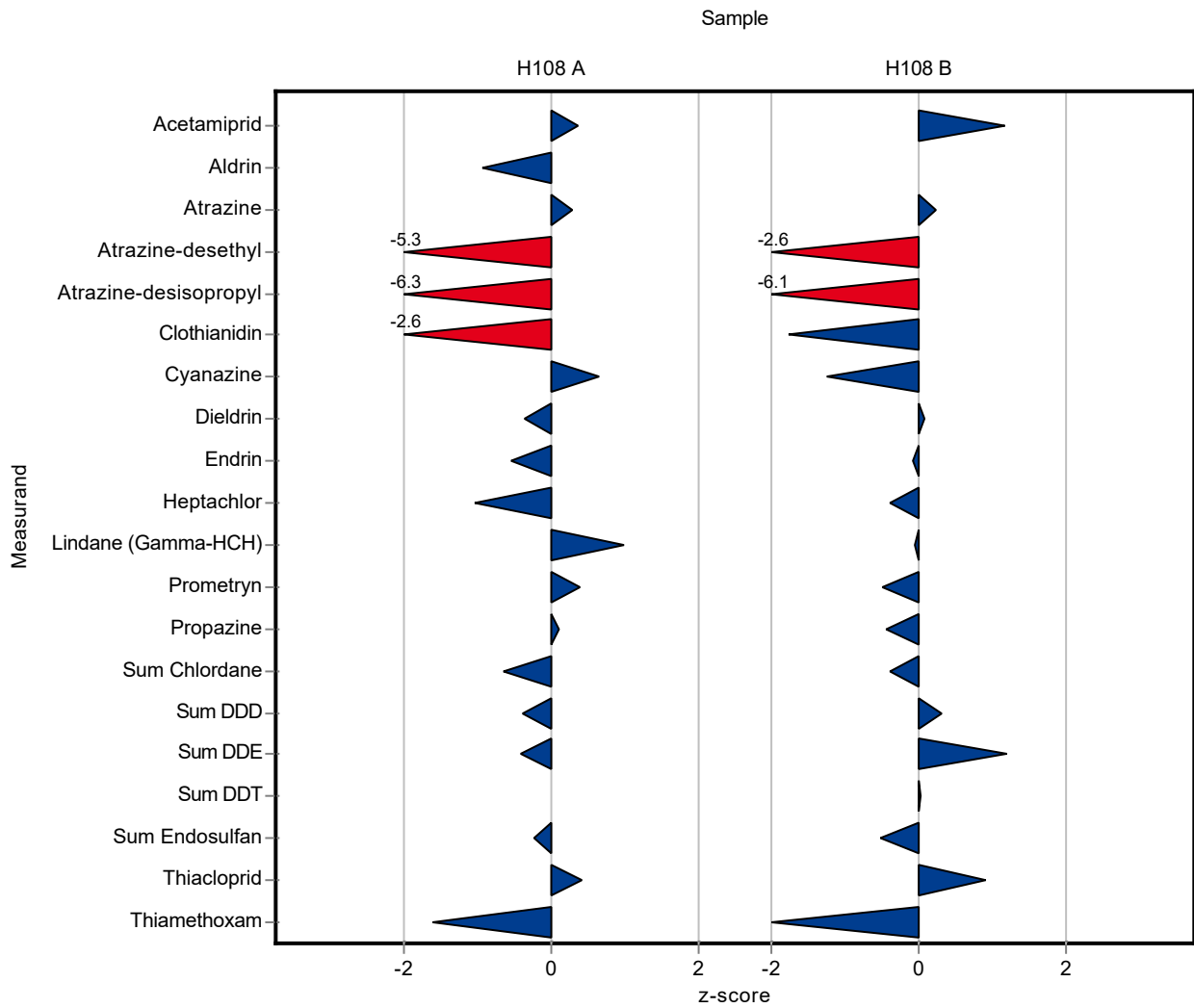
*no evaluation possible, for details please see the respective report

Sample: H108B

Parameter	Unit	Assigned value ± U (k=2)	Result ± U	Criterion	Recovery [%]	z-Score
Acetamiprid	µg/l	0.751 ± 0.0826	0.88 ± 0.176	0.109	117	1.18
Aldrin	µg/l	- ± -	<0.001 (LOQ) ± -	-	-	-

Parameter	Unit	Assigned value ± U (k=2)	Result ± U	Criterion	Recovery [%]	z-Score
Atrazine	µg/l	0.789 ± 0.0267	0.809 ± 0.162	0.0868	103	0.23
Atrazine-desethyl	µg/l	0.459 ± 0.043	0.316 ± 0.063	0.0551	68.9	-2.60
Atrazine-desisopropyl	µg/l	0.602 ± 0.0474	0.087 ± 0.017	0.0843	14.4	-6.11
Bromacil	µg/l	0.386 ± 0.0395	<0.02 (LOQ) ± -	0.054	-	-
Clothianidin	µg/l	0.416 ± 0.0568	0.335 ± 0.067	0.0458	80.5	-1.78
Cyanazine	µg/l	0.224 ± 0.0254	0.185 ± 0.037	0.0313	82.7	-1.24
Dieldrin	µg/l	0.379 ± 0.0162	0.385 ± 0.077	0.0872	102	0.07
Dinotefurane	µg/l	- ± -	<0.02 (LOQ) ± -	-	-	-
Endrin	µg/l	0.424 ± 0.0371	0.418 ± 0.084	0.0763	98.6	-0.08
Heptachlor	µg/l	0.112 ± 0.0268	0.092 ± 0.018	0.0516	82	-0.39
Imidacloprid	µg/l	0.24 ± 0.0413	<0.02 (LOQ) ± -	0.036	-	-
Lindane (Gamma-HCH)	µg/l	0.458 ± 0.0252	0.453 ± 0.091	0.0916	98.9	-0.05
Nitenpyram	µg/l	- ± -	<0.02 (LOQ) ± -	-	-	-
Prometryn	µg/l	0.435 ± 0.0146	0.406 ± 0.081	0.0565	93.4	-0.51
Propazine	µg/l	0.36 ± 0.0175	0.339 ± 0.068	0.0468	94.2	-0.45
Sum Chlordane	µg/l	0.067 ± 0.00744	0.059 ± 0.012	0.0201	88	-0.40
Sum DDD	µg/l	0.656 ± 0.0515	0.732 ± 0.146	0.243	112	0.32
Sum DDE	µg/l	0.549* ± 0.0998	0.792 ± 0.158	-	-	-
Sum DDT	µg/l	0.197* ± 0.0268	0.2 ± 0.04	-	-	-
Sum Endosulfan	µg/l	0.544 ± 0.128	0.428 ± 0.086	0.223	78.7	-0.52
Thiacloprid	µg/l	0.67 ± 0.0826	0.755 ± 0.151	0.0938	113	0.91
Thiamethoxam	µg/l	0.121 ± 0.00844	0.08 ± 0.016	0.0206	66.1	-2.00

*no evaluation possible, for details please see the respective report



Sample: H108A

Parameter	Unit	Assigned value ± U (k=2)	Result ± U	Criterion	Recovery [%]	En-Score
Acetamiprid	µg/l	0.39 ± 0.0233	0.4 ± 0.08	0.0284	103	0.06
Aldrin	µg/l	0.256* ± 0.0385	0.151 ± 0.03	-	-	-
Atrazine	µg/l	0.406 ± 0.0195	0.418 ± 0.084	0.0446	103	0.07
Atrazine-desethyl	µg/l	0.484 ± 0.0264	0.177 ± 0.036	0.0581	36.5	-4.01
Atrazine-desisopropyl	µg/l	0.644 ± 0.0532	0.08 ± 0.016	0.0902	12.4	-9.09
Bromacil	µg/l	0.234 ± 0.0141	<0.02 (LOQ) ± -	0.0328	-	-
Clothianidin	µg/l	0.209 ± 0.0279	0.15 ± 0.03	0.023	71.7	-0.89
Cyanazine	µg/l	1.01 ± 0.124	1.1 ± 0.165	0.141	109	0.26
Dieldrin	µg/l	0.405 ± 0.0315	0.372 ± 0.074	0.0932	91.8	-0.22
Dinotefurane	µg/l	- ± -	<0.02 (LOQ) ± -	-	-	-
Endrin	µg/l	0.184 ± 0.0299	0.166 ± 0.033	0.0331	90.1	-0.25
Heptachlor	µg/l	0.437 ± 0.136	0.228 ± 0.046	0.201	52.2	-1.27
Imidacloprid	µg/l	0.468 ± 0.028	<0.02 (LOQ) ± -	0.0702	-	-
Lindane (Gamma-HCH)	µg/l	0.226 ± 0.0374	0.271 ± 0.054	0.0452	120	0.39
Nitenpyram	µg/l	- ± -	<0.02 (LOQ) ± -	-	-	-
Prometryn	µg/l	0.411 ± 0.0166	0.432 ± 0.086	0.0534	105	0.12
Propazine	µg/l	0.183 ± 0.0089	0.185 ± 0.037	0.0238	101	0.03
Sum Chlordane	µg/l	0.183 ± 0.0204	0.148 ± 0.03	0.0549	80.8	-0.56
Sum DDD	µg/l	0.842 ± 0.0967	0.721 ± 0.144	0.311	85.7	-0.40
Sum DDE	µg/l	0.401* ± 0.0683	0.339 ± 0.068	-	-	-
Sum DDT	µg/l	0.241* ± 0.0581	<0.001 (LOQ) ± -	-	-	-
Sum Endosulfan	µg/l	0.819 ± 0.139	0.742 ± 0.15	0.336	90.6	-0.23
Thiacloprid	µg/l	0.434 ± 0.0514	0.46 ± 0.092	0.0608	106	0.14
Thiamethoxam	µg/l	0.524 ± 0.122	0.38 ± 0.076	0.0892	72.5	-0.74

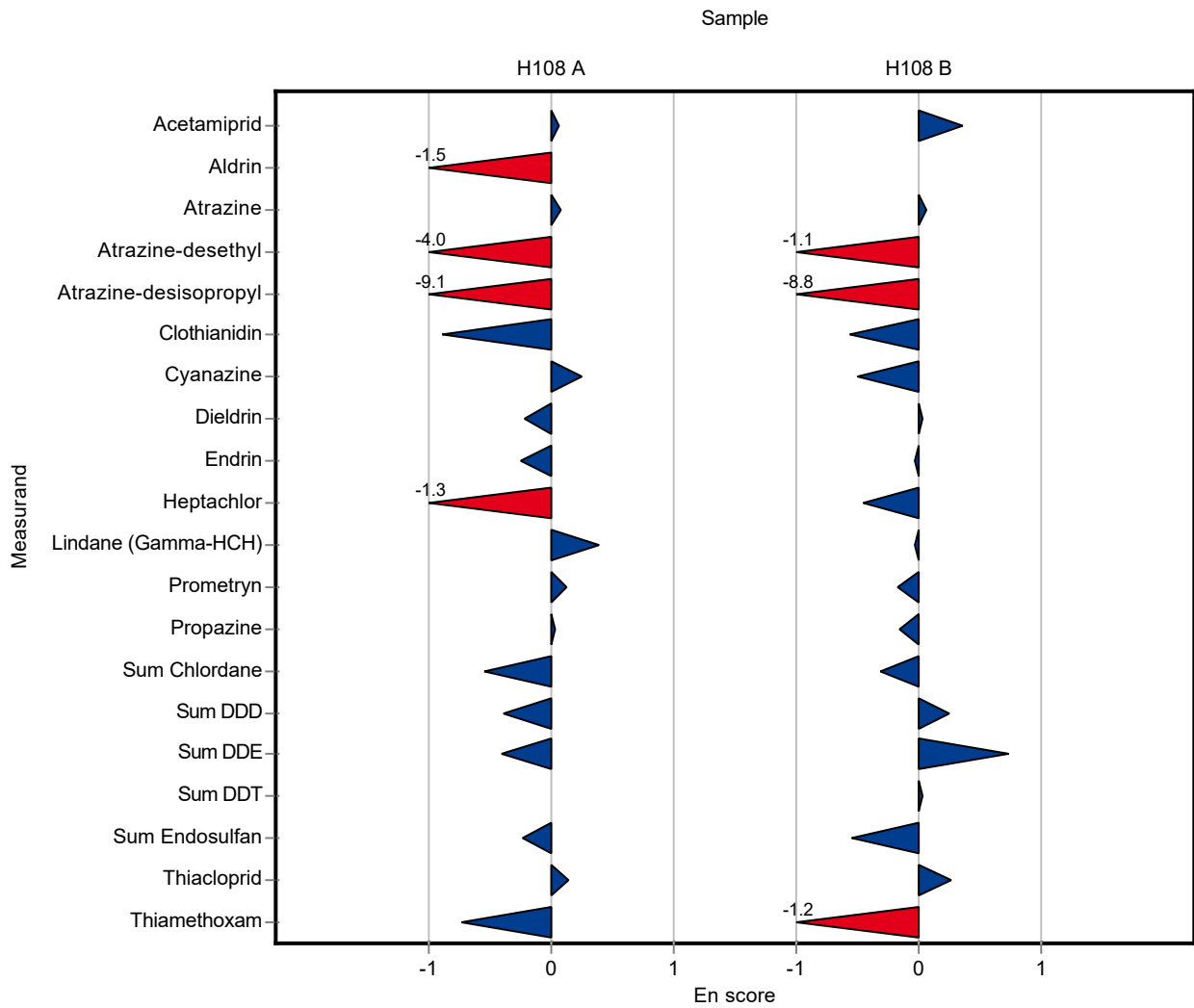
*no evaluation possible, for details please see the respective report

Sample: H108B

Parameter	Unit	Assigned value ± U (k=2)	Result ± U	Criterion	Recovery [%]	En-Score
Acetamiprid	µg/l	0.751 ± 0.0826	0.88 ± 0.176	0.109	117	0.36
Aldrin	µg/l	- ± -	<0.001 (LOQ) ± -	-	-	-

Parameter	Unit	Assigned value ± U (k=2)	Result ± U	Criterion Recovery	En-Score	En-Score [%]
Atrazine	µg/l	0.789 ± 0.0267	0.809 ± 0.162	0.0868	103	0.06
Atrazine-desethyl	µg/l	0.459 ± 0.043	0.316 ± 0.063	0.0551	68.9	-1.07
Atrazine-desisopropyl	µg/l	0.602 ± 0.0474	0.087 ± 0.017	0.0843	14.4	-8.84
Bromacil	µg/l	0.386 ± 0.0395	<0.02 (LOQ) ± -	0.054	-	-
Clothianidin	µg/l	0.416 ± 0.0568	0.335 ± 0.067	0.0458	80.5	-0.56
Cyanazine	µg/l	0.224 ± 0.0254	0.185 ± 0.037	0.0313	82.7	-0.50
Dieldrin	µg/l	0.379 ± 0.0162	0.385 ± 0.077	0.0872	102	0.04
Dinotefurane	µg/l	- ± -	<0.02 (LOQ) ± -	-	-	-
Endrin	µg/l	0.424 ± 0.0371	0.418 ± 0.084	0.0763	98.6	-0.04
Heptachlor	µg/l	0.112 ± 0.0268	0.092 ± 0.018	0.0516	82	-0.45
Imidacloprid	µg/l	0.24 ± 0.0413	<0.02 (LOQ) ± -	0.036	-	-
Lindane (Gamma-HCH)	µg/l	0.458 ± 0.0252	0.453 ± 0.091	0.0916	98.9	-0.03
Nitenpyram	µg/l	- ± -	<0.02 (LOQ) ± -	-	-	-
Prometryn	µg/l	0.435 ± 0.0146	0.406 ± 0.081	0.0565	93.4	-0.18
Propazine	µg/l	0.36 ± 0.0175	0.339 ± 0.068	0.0468	94.2	-0.15
Sum Chlordane	µg/l	0.067 ± 0.00744	0.059 ± 0.012	0.0201	88	-0.32
Sum DDD	µg/l	0.656 ± 0.0515	0.732 ± 0.146	0.243	112	0.26
Sum DDE	µg/l	0.549* ± 0.0998	0.792 ± 0.158	-	-	-
Sum DDT	µg/l	0.197* ± 0.0268	0.2 ± 0.04	-	-	-
Sum Endosulfan	µg/l	0.544 ± 0.128	0.428 ± 0.086	0.223	78.7	-0.54
Thiacloprid	µg/l	0.67 ± 0.0826	0.755 ± 0.151	0.0938	113	0.27
Thiamethoxam	µg/l	0.121 ± 0.00844	0.08 ± 0.016	0.0206	66.1	-1.24

*no evaluation possible, for details please see the respective report



Sample: H108A

Parameter	Unit	Assigned value ± U (k=2)	Result ± U	Criterion	Recovery [%]	z-Score
Acetamiprid	µg/l	0.39 ± 0.0233	0.338 ± 0.0676	0.0284	86.7	-1.82
Aldrin	µg/l	0.256* ± 0.0385	0.2955 ± 0.0591	-	-	-
Atrazine	µg/l	0.406 ± 0.0195	0.3645 ± 0.0729	0.0446	89.8	-0.92
Atrazine-desethyl	µg/l	0.484 ± 0.0264	0.4085 ± 0.0817	0.0581	84.3	-1.30
Atrazine-desisopropyl	µg/l	0.644 ± 0.0532	0.4585 ± 0.0917	0.0902	71.2	-2.06
Bromacil	µg/l	0.234 ± 0.0141	0.203 ± 0.0406	0.0328	86.8	-0.95
Clothianidin	µg/l	0.209 ± 0.0279	0.25 ± 0.05	0.023	120	1.77
Cyanazine	µg/l	1.01 ± 0.124	1.349 ± 0.2698	0.141	134	2.40
Dieldrin	µg/l	0.405 ± 0.0315	0.41075 ± 0.08215	0.0932	101	0.06
Dinotefurane	µg/l	- ± -	0.4615 ± 0.0923	-	-	-
Endrin	µg/l	0.184 ± 0.0299	0.16325 ± 0.03265	0.0331	88.6	-0.63
Heptachlor	µg/l	0.437 ± 0.136	0.50575 ± 0.10115	0.201	116	0.34
Imidacloprid	µg/l	0.468 ± 0.028	0.5325 ± 0.1065	0.0702	114	0.92
Lindane (Gamma-HCH)	µg/l	0.226 ± 0.0374	0.23075 ± 0.04615	0.0452	102	0.11
Nitenpyram	µg/l	- ± -	0.527 ± 0.1054	-	-	-
Prometryn	µg/l	0.411 ± 0.0166	0.4405 ± 0.0881	0.0534	107	0.56
Propazine	µg/l	0.183 ± 0.0089	0.1885 ± 0.0377	0.0238	103	0.24
Sum Chlordane	µg/l	0.183 ± 0.0204	0.191 ± 0.0382	0.0549	104	0.14
Sum DDD	µg/l	0.842 ± 0.0967	0.8935 ± 0.1787	0.311	106	0.17
Sum DDE	µg/l	0.401* ± 0.0683	0.386 ± 0.0772	-	-	-
Sum DDT	µg/l	0.241* ± 0.0581	0.2135 ± 0.0427	-	-	-
Sum Endosulfan	µg/l	0.819 ± 0.139	0.928 ± 0.1856	0.336	113	0.32
Thiacloprid	µg/l	0.434 ± 0.0514	0.4395 ± 0.0879	0.0608	101	0.09
Thiamethoxam	µg/l	0.524 ± 0.122	0.514 ± 0.1028	0.0892	98	-0.12

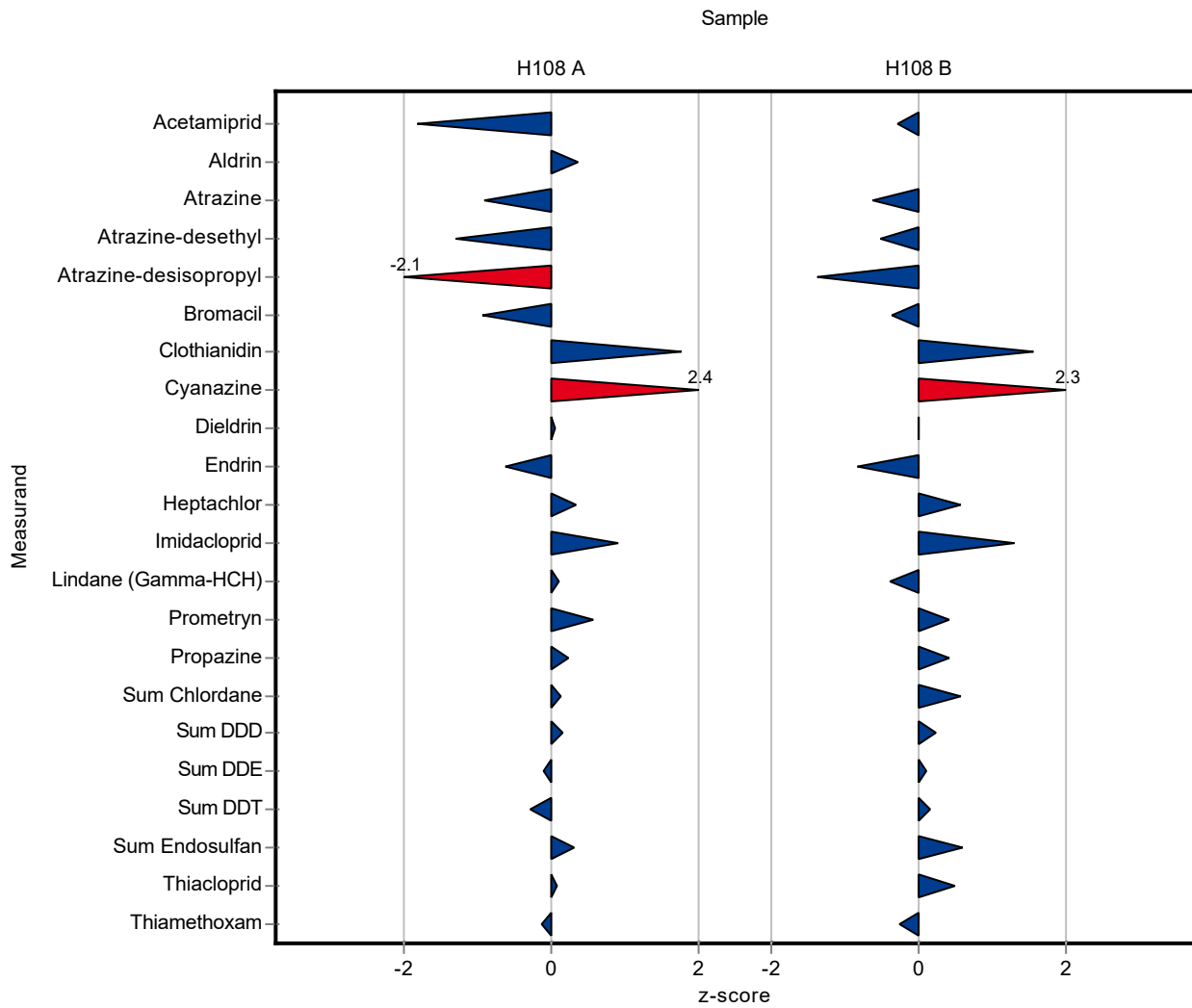
*no evaluation possible, for details please see the respective report

Sample: H108B

Parameter	Unit	Assigned value ± U (k=2)	Result ± U	Criterion	Recovery [%]	z-Score
Acetamiprid	µg/l	0.751 ± 0.0826	0.72 ± 0.144	0.109	95.9	-0.28
Aldrin	µg/l	- ± -	0.0225 ± 0.0045	-	-	-

Parameter	Unit	Assigned value ± U (k=2)	Result ± U	Criterion	Recovery [%]	z-Score
Atrazine	µg/l	0.789 ± 0.0267	0.735 ± 0.147	0.0868	93.1	-0.63
Atrazine-desethyl	µg/l	0.459 ± 0.043	0.43 ± 0.086	0.0551	93.7	-0.53
Atrazine-desisopropyl	µg/l	0.602 ± 0.0474	0.485 ± 0.097	0.0843	80.5	-1.39
Bromacil	µg/l	0.386 ± 0.0395	0.366 ± 0.0732	0.054	94.9	-0.36
Clothianidin	µg/l	0.416 ± 0.0568	0.488 ± 0.0976	0.0458	117	1.56
Cyanazine	µg/l	0.224 ± 0.0254	0.2955 ± 0.0591	0.0313	132	2.29
Dieldrin	µg/l	0.379 ± 0.0162	0.37975 ± 0.07595	0.0872	100	0.01
Dinotefurane	µg/l	- ± -	0.2385 ± 0.0477	-	-	-
Endrin	µg/l	0.424 ± 0.0371	0.3605 ± 0.0721	0.0763	85	-0.83
Heptachlor	µg/l	0.112 ± 0.0268	0.14175 ± 0.02835	0.0516	126	0.57
Imidacloprid	µg/l	0.24 ± 0.0413	0.2865 ± 0.0573	0.036	120	1.30
Lindane (Gamma-HCH)	µg/l	0.458 ± 0.0252	0.42175 ± 0.08435	0.0916	92.1	-0.39
Nitenpyram	µg/l	- ± -	0.2985 ± 0.0597	-	-	-
Prometryn	µg/l	0.435 ± 0.0146	0.4575 ± 0.0915	0.0565	105	0.41
Propazine	µg/l	0.36 ± 0.0175	0.38 ± 0.076	0.0468	106	0.43
Sum Chlordane	µg/l	0.067 ± 0.00744	0.078666667 ± 0.015733	0.0201	117	0.58
Sum DDD	µg/l	0.656 ± 0.0515	0.71 ± 0.142	0.243	108	0.22
Sum DDE	µg/l	0.549* ± 0.0998	0.5715 ± 0.1143	-	-	-
Sum DDT	µg/l	0.197* ± 0.0268	0.20975 ± 0.04195	-	-	-
Sum Endosulfan	µg/l	0.544 ± 0.128	0.678 ± 0.1356	0.223	125	0.60
Thiacloprid	µg/l	0.67 ± 0.0826	0.716 ± 0.1432	0.0938	107	0.49
Thiamethoxam	µg/l	0.121 ± 0.00844	0.1155 ± 0.0231	0.0206	95.4	-0.27

*no evaluation possible, for details please see the respective report



Sample: H108A

Parameter	Unit	Assigned value ± U (k=2)	Result ± U	Criterion	Recovery [%]	En-Score
Acetamiprid	µg/l	0.39 ± 0.0233	0.338 ± 0.0676	0.0284	86.7	-0.38
Aldrin	µg/l	0.256* ± 0.0385	0.2955 ± 0.0591	-	-	-
Atrazine	µg/l	0.406 ± 0.0195	0.3645 ± 0.0729	0.0446	89.8	-0.28
Atrazine-desethyl	µg/l	0.484 ± 0.0264	0.4085 ± 0.0817	0.0581	84.3	-0.46
Atrazine-desisopropyl	µg/l	0.644 ± 0.0532	0.4585 ± 0.0917	0.0902	71.2	-0.97
Bromacil	µg/l	0.234 ± 0.0141	0.203 ± 0.0406	0.0328	86.8	-0.38
Clothianidin	µg/l	0.209 ± 0.0279	0.25 ± 0.05	0.023	120	0.39
Cyanazine	µg/l	1.01 ± 0.124	1.349 ± 0.2698	0.141	134	0.61
Dieldrin	µg/l	0.405 ± 0.0315	0.41075 ± 0.08215	0.0932	101	0.03
Dinotefurane	µg/l	- ± -	0.4615 ± 0.0923	-	-	-
Endrin	µg/l	0.184 ± 0.0299	0.16325 ± 0.03265	0.0331	88.6	-0.29
Heptachlor	µg/l	0.437 ± 0.136	0.50575 ± 0.10115	0.201	116	0.28
Imidacloprid	µg/l	0.468 ± 0.028	0.5325 ± 0.1065	0.0702	114	0.30
Lindane (Gamma-HCH)	µg/l	0.226 ± 0.0374	0.23075 ± 0.04615	0.0452	102	0.05
Nitenpyram	µg/l	- ± -	0.527 ± 0.1054	-	-	-
Prometryn	µg/l	0.411 ± 0.0166	0.4405 ± 0.0881	0.0534	107	0.17
Propazine	µg/l	0.183 ± 0.0089	0.1885 ± 0.0377	0.0238	103	0.08
Sum Chlordane	µg/l	0.183 ± 0.0204	0.191 ± 0.0382	0.0549	104	0.10
Sum DDD	µg/l	0.842 ± 0.0967	0.8935 ± 0.1787	0.311	106	0.14
Sum DDE	µg/l	0.401* ± 0.0683	0.386 ± 0.0772	-	-	-
Sum DDT	µg/l	0.241* ± 0.0581	0.2135 ± 0.0427	-	-	-
Sum Endosulfan	µg/l	0.819 ± 0.139	0.928 ± 0.1856	0.336	113	0.27
Thiacloprid	µg/l	0.434 ± 0.0514	0.4395 ± 0.0879	0.0608	101	0.03
Thiamethoxam	µg/l	0.524 ± 0.122	0.514 ± 0.1028	0.0892	98	-0.04

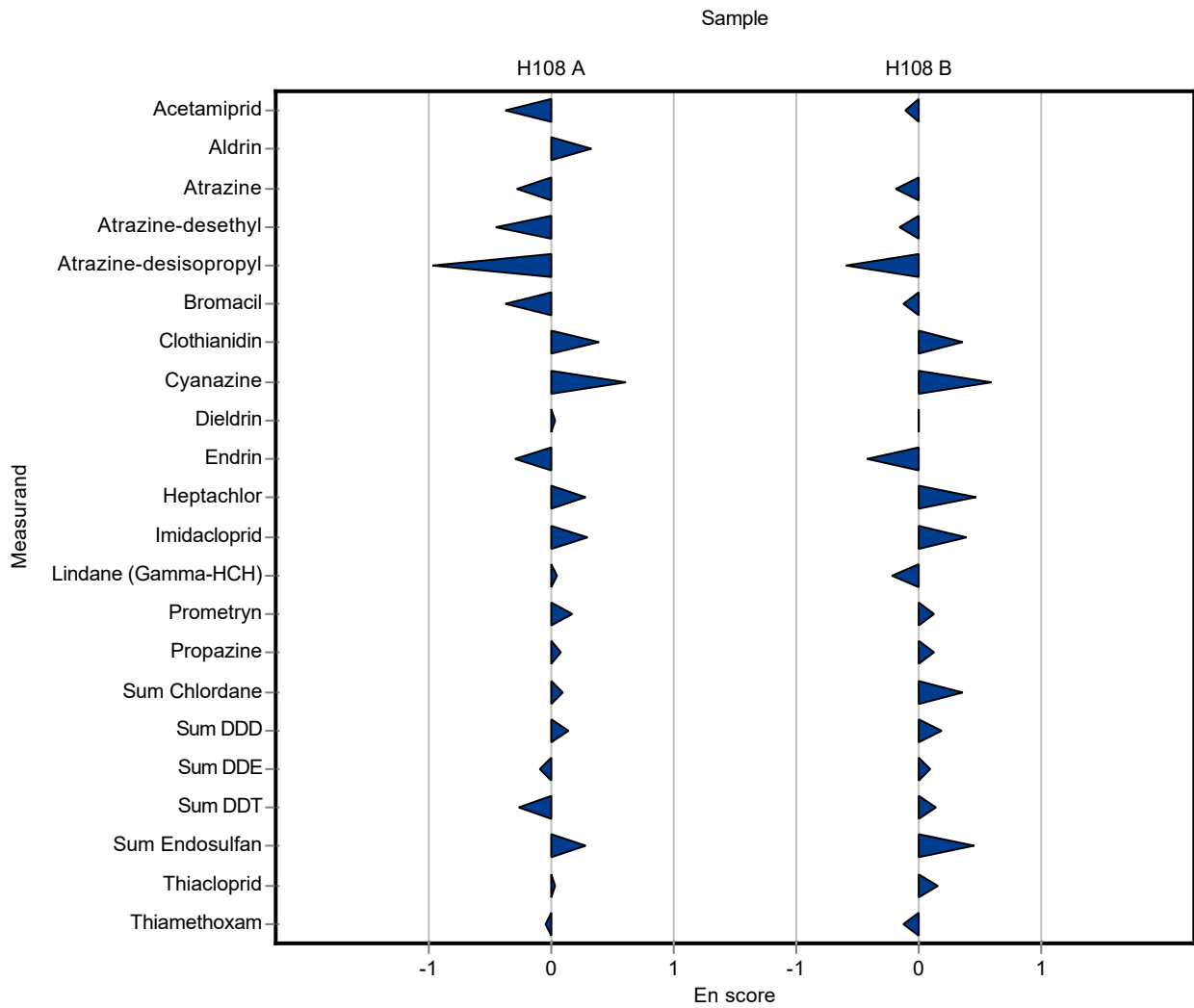
*no evaluation possible, for details please see the respective report

Sample: H108B

Parameter	Unit	Assigned value ± U (k=2)	Result ± U	Criterion	Recovery [%]	En-Score
Acetamiprid	µg/l	0.751 ± 0.0826	0.72 ± 0.144	0.109	95.9	-0.10
Aldrin	µg/l	- ± -	0.0225 ± 0.0045	-	-	-

Parameter	Unit	Assigned value ± U (k=2)	Result ± U	Criterion	Recovery [%]	En-Score
Atrazine	µg/l	0.789 ± 0.0267	0.735 ± 0.147	0.0868	93.1	-0.18
Atrazine-desethyl	µg/l	0.459 ± 0.043	0.43 ± 0.086	0.0551	93.7	-0.16
Atrazine-desisopropyl	µg/l	0.602 ± 0.0474	0.485 ± 0.097	0.0843	80.5	-0.59
Bromacil	µg/l	0.386 ± 0.0395	0.366 ± 0.0732	0.054	94.9	-0.13
Clothianidin	µg/l	0.416 ± 0.0568	0.488 ± 0.0976	0.0458	117	0.35
Cyanazine	µg/l	0.224 ± 0.0254	0.2955 ± 0.0591	0.0313	132	0.59
Dieldrin	µg/l	0.379 ± 0.0162	0.37975 ± 0.07595	0.0872	100	0.00
Dinotefurane	µg/l	- ± -	0.2385 ± 0.0477	-	-	-
Endrin	µg/l	0.424 ± 0.0371	0.3605 ± 0.0721	0.0763	85	-0.43
Heptachlor	µg/l	0.112 ± 0.0268	0.14175 ± 0.02835	0.0516	126	0.47
Imidacloprid	µg/l	0.24 ± 0.0413	0.2865 ± 0.0573	0.036	120	0.38
Lindane (Gamma-HCH)	µg/l	0.458 ± 0.0252	0.42175 ± 0.08435	0.0916	92.1	-0.21
Nitenpyram	µg/l	- ± -	0.2985 ± 0.0597	-	-	-
Prometryn	µg/l	0.435 ± 0.0146	0.4575 ± 0.0915	0.0565	105	0.13
Propazine	µg/l	0.36 ± 0.0175	0.38 ± 0.076	0.0468	106	0.13
Sum Chlordane	µg/l	0.067 ± 0.00744	0.078666667 ± 0.015733	0.0201	117	0.36
Sum DDD	µg/l	0.656 ± 0.0515	0.71 ± 0.142	0.243	108	0.19
Sum DDE	µg/l	0.549* ± 0.0998	0.5715 ± 0.1143	-	-	-
Sum DDT	µg/l	0.197* ± 0.0268	0.20975 ± 0.04195	-	-	-
Sum Endosulfan	µg/l	0.544 ± 0.128	0.678 ± 0.1356	0.223	125	0.45
Thiacloprid	µg/l	0.67 ± 0.0826	0.716 ± 0.1432	0.0938	107	0.15
Thiamethoxam	µg/l	0.121 ± 0.00844	0.1155 ± 0.0231	0.0206	95.4	-0.12

*no evaluation possible, for details please see the respective report



Sample: H108A

Parameter	Unit	Assigned value ± U (k=2)	Result ± U	Criterion	Recovery [%]	z-Score
Acetamiprid	µg/l	0.39 ± 0.0233	- ± -	0.0284	-	-
Aldrin	µg/l	0.256* ± 0.0385	0.319 ± 0.0165	-	-	-
Atrazine	µg/l	0.406 ± 0.0195	- ± -	0.0446	-	-
Atrazine-desethyl	µg/l	0.484 ± 0.0264	- ± -	0.0581	-	-
Atrazine-desisopropyl	µg/l	0.644 ± 0.0532	- ± -	0.0902	-	-
Bromacil	µg/l	0.234 ± 0.0141	- ± -	0.0328	-	-
Clothianidin	µg/l	0.209 ± 0.0279	- ± -	0.023	-	-
Cyanazine	µg/l	1.01 ± 0.124	- ± -	0.141	-	-
Dieldrin	µg/l	0.405 ± 0.0315	0.314 ± 0.0161	0.0932	77.5	-0.98
Dinotefurane	µg/l	- ± -	- ± -	-	-	-
Endrin	µg/l	0.184 ± 0.0299	0.187 ± 0.0094	0.0331	102	0.09
Heptachlor	µg/l	0.437 ± 0.136	0.837 ± 0.0345	0.201	191	1.99
Imidacloprid	µg/l	0.468 ± 0.028	- ± -	0.0702	-	-
Lindane (Gamma-HCH)	µg/l	0.226 ± 0.0374	0.228 ± 0.0089	0.0452	101	0.05
Nitenpyram	µg/l	- ± -	- ± -	-	-	-
Prometryn	µg/l	0.411 ± 0.0166	- ± -	0.0534	-	-
Propazine	µg/l	0.183 ± 0.0089	- ± -	0.0238	-	-
Sum Chlordane	µg/l	0.183 ± 0.0204	- ± -	0.0549	-	-
Sum DDD	µg/l	0.842 ± 0.0967	- ± -	0.311	-	-
Sum DDE	µg/l	0.401* ± 0.0683	- ± -	-	-	-
Sum DDT	µg/l	0.241* ± 0.0581	0.661 ± 0.0356	-	-	-
Sum Endosulfan	µg/l	0.819 ± 0.139	0.979 ± 0.0608	0.336	119	0.47
Thiacloprid	µg/l	0.434 ± 0.0514	- ± -	0.0608	-	-
Thiamethoxam	µg/l	0.524 ± 0.122	- ± -	0.0892	-	-

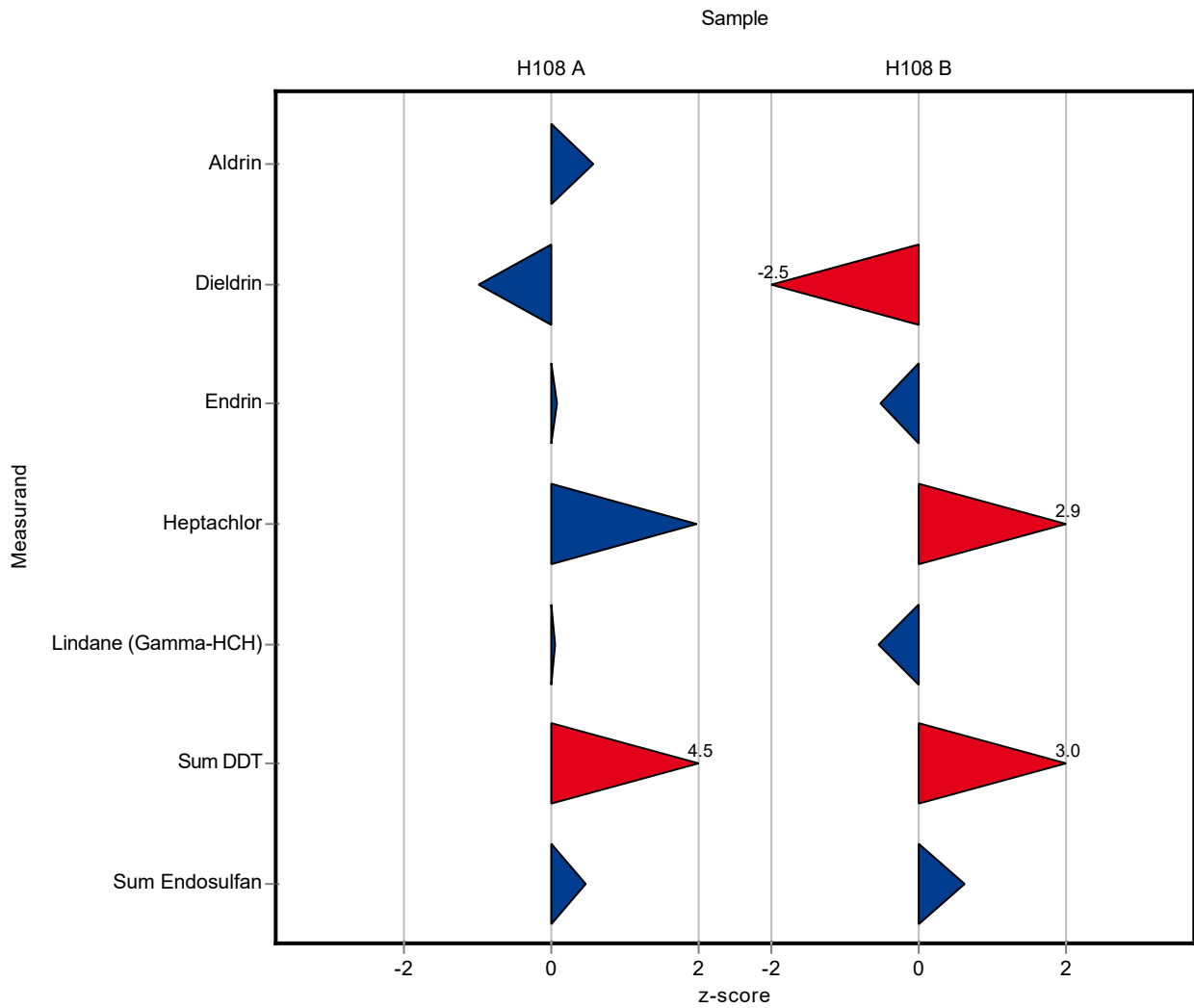
*no evaluation possible, for details please see the respective report

Sample: H108B

Parameter	Unit	Assigned value ± U (k=2)	Result ± U	Criterion	Recovery [%]	z-Score
Acetamiprid	µg/l	0.751 ± 0.0826	- ± -	0.109	-	-
Aldrin	µg/l	- ± -	0.097 ± 0.005	-	-	-

Parameter	Unit	Assigned value ± U (k=2)	Result ± U	Criterion	Recovery [%]	z-Score
Atrazine	µg/l	0.789 ± 0.0267	- ± -	0.0868	-	-
Atrazine-desethyl	µg/l	0.459 ± 0.043	- ± -	0.0551	-	-
Atrazine-desisopropyl	µg/l	0.602 ± 0.0474	- ± -	0.0843	-	-
Bromacil	µg/l	0.386 ± 0.0395	- ± -	0.054	-	-
Clothianidin	µg/l	0.416 ± 0.0568	- ± -	0.0458	-	-
Cyanazine	µg/l	0.224 ± 0.0254	- ± -	0.0313	-	-
Dieldrin	µg/l	0.379 ± 0.0162	0.158 ± 0.0081	0.0872	41.7	-2.54
Dinotefurane	µg/l	- ± -	- ± -	-	-	-
Endrin	µg/l	0.424 ± 0.0371	0.384 ± 0.0193	0.0763	90.6	-0.53
Heptachlor	µg/l	0.112 ± 0.0268	0.26 ± 0.0107	0.0516	232	2.87
Imidacloprid	µg/l	0.24 ± 0.0413	- ± -	0.036	-	-
Lindane (Gamma-HCH)	µg/l	0.458 ± 0.0252	0.407 ± 0.0159	0.0916	88.9	-0.56
Nitenpyram	µg/l	- ± -	- ± -	-	-	-
Prometryn	µg/l	0.435 ± 0.0146	- ± -	0.0565	-	-
Propazine	µg/l	0.36 ± 0.0175	- ± -	0.0468	-	-
Sum Chlordane	µg/l	0.067 ± 0.00744	- ± -	0.0201	-	-
Sum DDD	µg/l	0.656 ± 0.0515	- ± -	0.243	-	-
Sum DDE	µg/l	0.549* ± 0.0998	- ± -	-	-	-
Sum DDT	µg/l	0.197* ± 0.0268	0.426 ± 0.023	-	-	-
Sum Endosulfan	µg/l	0.544 ± 0.128	0.685 ± 0.0426	0.223	126	0.63
Thiacloprid	µg/l	0.67 ± 0.0826	- ± -	0.0938	-	-
Thiamethoxam	µg/l	0.121 ± 0.00844	- ± -	0.0206	-	-

*no evaluation possible, for details please see the respective report



Sample: H108A

Parameter	Unit	Assigned value ± U (k=2)	Result ± U	Criterion	Recovery [%]	En-Score
Acetamiprid	µg/l	0.39 ± 0.0233	- ± -	0.0284	-	-
Aldrin	µg/l	0.256* ± 0.0385	0.319 ± 0.0165	-	-	-
Atrazine	µg/l	0.406 ± 0.0195	- ± -	0.0446	-	-
Atrazine-desethyl	µg/l	0.484 ± 0.0264	- ± -	0.0581	-	-
Atrazine-desisopropyl	µg/l	0.644 ± 0.0532	- ± -	0.0902	-	-
Bromacil	µg/l	0.234 ± 0.0141	- ± -	0.0328	-	-
Clothianidin	µg/l	0.209 ± 0.0279	- ± -	0.023	-	-
Cyanazine	µg/l	1.01 ± 0.124	- ± -	0.141	-	-
Dieldrin	µg/l	0.405 ± 0.0315	0.314 ± 0.0161	0.0932	77.5	-2.03
Dinotefurane	µg/l	- ± -	- ± -	-	-	-
Endrin	µg/l	0.184 ± 0.0299	0.187 ± 0.0094	0.0331	102	0.08
Heptachlor	µg/l	0.437 ± 0.136	0.837 ± 0.0345	0.201	191	2.62
Imidacloprid	µg/l	0.468 ± 0.028	- ± -	0.0702	-	-
Lindane (Gamma-HCH)	µg/l	0.226 ± 0.0374	0.228 ± 0.0089	0.0452	101	0.05
Nitenpyram	µg/l	- ± -	- ± -	-	-	-
Prometryn	µg/l	0.411 ± 0.0166	- ± -	0.0534	-	-
Propazine	µg/l	0.183 ± 0.0089	- ± -	0.0238	-	-
Sum Chlordane	µg/l	0.183 ± 0.0204	- ± -	0.0549	-	-
Sum DDD	µg/l	0.842 ± 0.0967	- ± -	0.311	-	-
Sum DDE	µg/l	0.401* ± 0.0683	- ± -	-	-	-
Sum DDT	µg/l	0.241* ± 0.0581	0.661 ± 0.0356	-	-	-
Sum Endosulfan	µg/l	0.819 ± 0.139	0.979 ± 0.0608	0.336	119	0.86
Thiacloprid	µg/l	0.434 ± 0.0514	- ± -	0.0608	-	-
Thiamethoxam	µg/l	0.524 ± 0.122	- ± -	0.0892	-	-

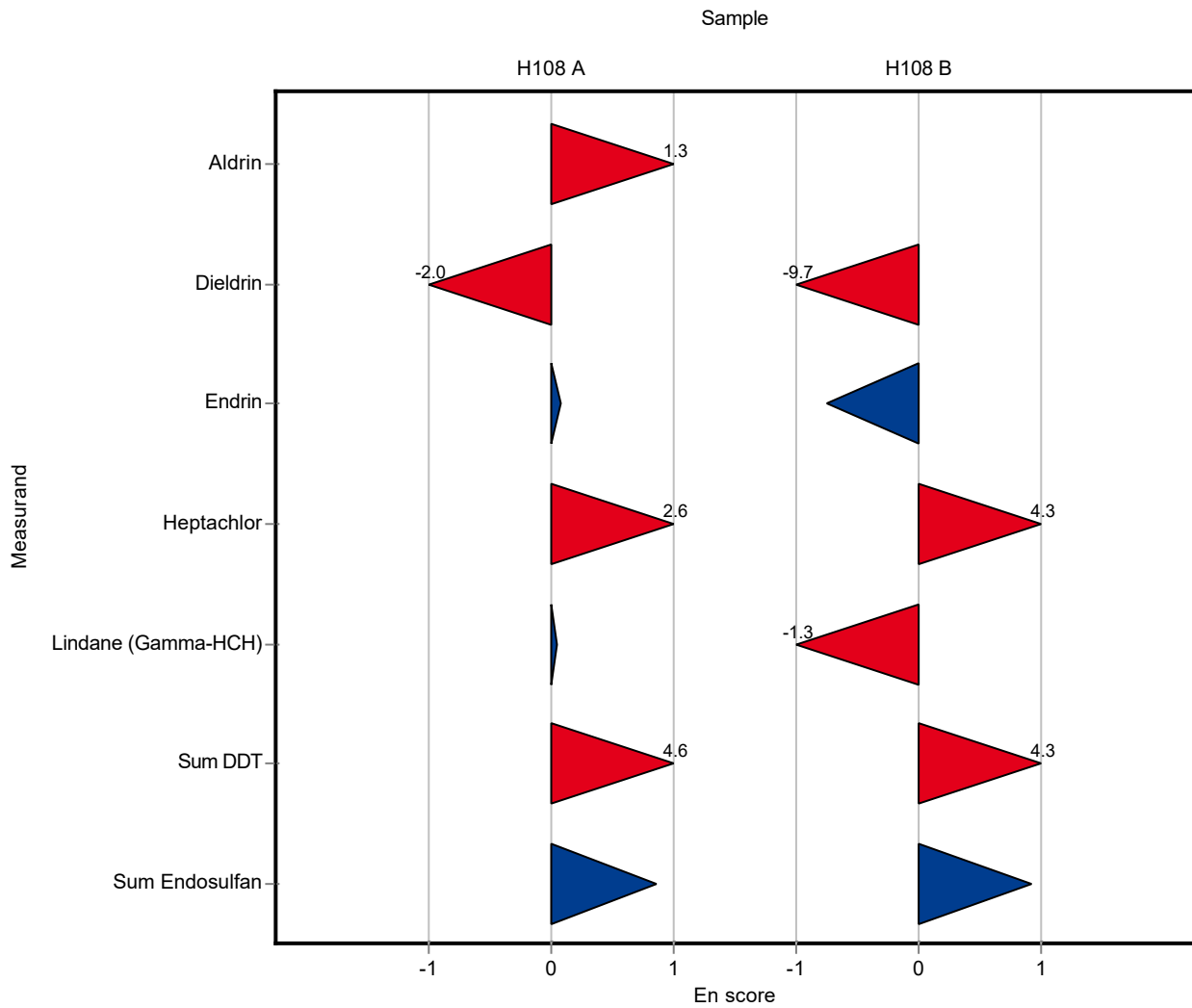
*no evaluation possible, for details please see the respective report

Sample: H108B

Parameter	Unit	Assigned value ± U (k=2)	Result ± U	Criterion	Recovery [%]	En-Score
Acetamiprid	µg/l	0.751 ± 0.0826	- ± -	0.109	-	-
Aldrin	µg/l	- ± -	0.097 ± 0.005	-	-	-

Parameter	Unit	Assigned value ± U (k=2)	Result ± U	Criterion	Recovery [%]	En-Score
Atrazine	µg/l	0.789 ± 0.0267	- ± -	0.0868	-	-
Atrazine-desethyl	µg/l	0.459 ± 0.043	- ± -	0.0551	-	-
Atrazine-desisopropyl	µg/l	0.602 ± 0.0474	- ± -	0.0843	-	-
Bromacil	µg/l	0.386 ± 0.0395	- ± -	0.054	-	-
Clothianidin	µg/l	0.416 ± 0.0568	- ± -	0.0458	-	-
Cyanazine	µg/l	0.224 ± 0.0254	- ± -	0.0313	-	-
Dieldrin	µg/l	0.379 ± 0.0162	0.158 ± 0.0081	0.0872	41.7	-9.66
Dinotefurane	µg/l	- ± -	- ± -	-	-	-
Endrin	µg/l	0.424 ± 0.0371	0.384 ± 0.0193	0.0763	90.6	-0.75
Heptachlor	µg/l	0.112 ± 0.0268	0.26 ± 0.0107	0.0516	232	4.31
Imidacloprid	µg/l	0.24 ± 0.0413	- ± -	0.036	-	-
Lindane (Gamma-HCH)	µg/l	0.458 ± 0.0252	0.407 ± 0.0159	0.0916	88.9	-1.25
Nitenpyram	µg/l	- ± -	- ± -	-	-	-
Prometryn	µg/l	0.435 ± 0.0146	- ± -	0.0565	-	-
Propazine	µg/l	0.36 ± 0.0175	- ± -	0.0468	-	-
Sum Chlordane	µg/l	0.067 ± 0.00744	- ± -	0.0201	-	-
Sum DDD	µg/l	0.656 ± 0.0515	- ± -	0.243	-	-
Sum DDE	µg/l	0.549* ± 0.0998	- ± -	-	-	-
Sum DDT	µg/l	0.197* ± 0.0268	0.426 ± 0.023	-	-	-
Sum Endosulfan	µg/l	0.544 ± 0.128	0.685 ± 0.0426	0.223	126	0.92
Thiacloprid	µg/l	0.67 ± 0.0826	- ± -	0.0938	-	-
Thiamethoxam	µg/l	0.121 ± 0.00844	- ± -	0.0206	-	-

*no evaluation possible, for details please see the respective report



Sample: H108A

Parameter	Unit	Assigned value ± U (k=2)	Result ± U	Criterion	Recovery [%]	z-Score
Acetamiprid	µg/l	0.39 ± 0.0233	- ± -	0.0284	-	-
Aldrin	µg/l	0.256* ± 0.0385	0.242 ± 0.067	-	-	-
Atrazine	µg/l	0.406 ± 0.0195	0.47 ± 0.063	0.0446	116	1.44
Atrazine-desethyl	µg/l	0.484 ± 0.0264	0.5 ± 0.133	0.0581	103	0.27
Atrazine-desisopropyl	µg/l	0.644 ± 0.0532	1.1 ± 0.183	0.0902	171	5.05
Bromacil	µg/l	0.234 ± 0.0141	0.24 ± 0.029	0.0328	103	0.18
Clothianidin	µg/l	0.209 ± 0.0279	0.22 ± 0.022	0.023	105	0.47
Cyanazine	µg/l	1.01 ± 0.124	- ± -	0.141	-	-
Dieldrin	µg/l	0.405 ± 0.0315	0.382 ± 0.077	0.0932	94.2	-0.25
Dinotefurane	µg/l	- ± -	- ± -	-	-	-
Endrin	µg/l	0.184 ± 0.0299	- ± -	0.0331	-	-
Heptachlor	µg/l	0.437 ± 0.136	0.423 ± 0.134	0.201	96.8	-0.07
Imidacloprid	µg/l	0.468 ± 0.028	0.45 ± 0.034	0.0702	96.2	-0.25
Lindane (Gamma-HCH)	µg/l	0.226 ± 0.0374	0.209 ± 0.049	0.0452	92.5	-0.37
Nitenpyram	µg/l	- ± -	- ± -	-	-	-
Prometryn	µg/l	0.411 ± 0.0166	- ± -	0.0534	-	-
Propazine	µg/l	0.183 ± 0.0089	- ± -	0.0238	-	-
Sum Chlordane	µg/l	0.183 ± 0.0204	- ± -	0.0549	-	-
Sum DDD	µg/l	0.842 ± 0.0967	- ± -	0.311	-	-
Sum DDE	µg/l	0.401* ± 0.0683	- ± -	-	-	-
Sum DDT	µg/l	0.241* ± 0.0581	- ± -	-	-	-
Sum Endosulfan	µg/l	0.819 ± 0.139	0.876 ± 0.163	0.336	107	0.17
Thiacloprid	µg/l	0.434 ± 0.0514	0.56 ± 0.051	0.0608	129	2.07
Thiamethoxam	µg/l	0.524 ± 0.122	0.63 ± 0.046	0.0892	120	1.18

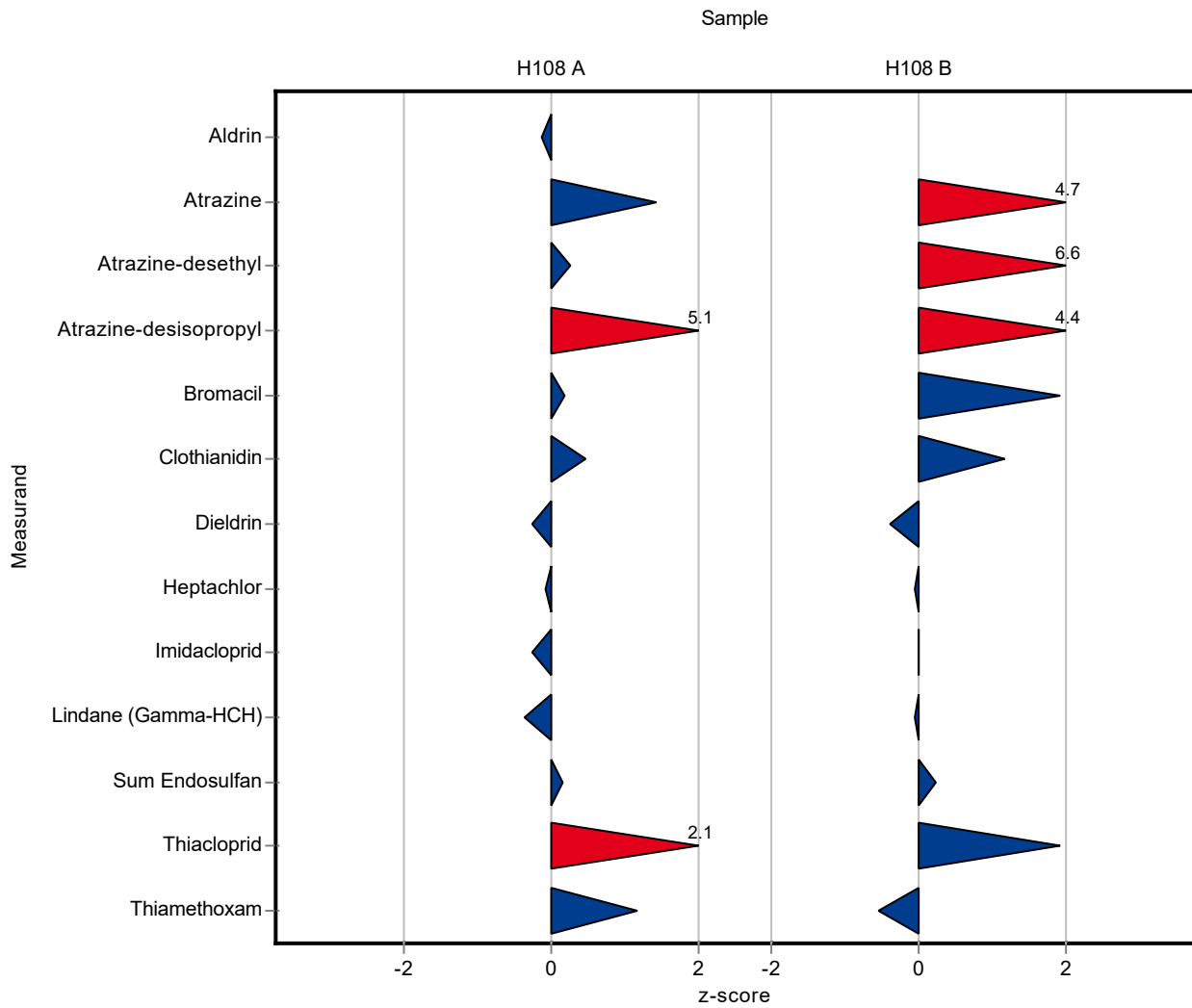
*no evaluation possible, for details please see the respective report

Sample: H108B

Parameter	Unit	Assigned value ± U (k=2)	Result ± U	Criterion	Recovery [%]	z-Score
Acetamiprid	µg/l	0.751 ± 0.0826	- ± -	0.109	-	-
Aldrin	µg/l	- ± -	<0.015 (LOQ) ± -	-	-	-

Parameter	Unit	Assigned value ± U (k=2)	Result ± U	Criterion	Recovery [%]	z-Score
Atrazine	µg/l	0.789 ± 0.0267	1.2 ± 0.16	0.0868	152	4.73
Atrazine-desethyl	µg/l	0.459 ± 0.043	0.82 ± 0.218	0.0551	179	6.56
Atrazine-desisopropyl	µg/l	0.602 ± 0.0474	0.97 ± 0.161	0.0843	161	4.36
Bromacil	µg/l	0.386 ± 0.0395	0.49 ± 0.06	0.054	127	1.93
Clothianidin	µg/l	0.416 ± 0.0568	0.47 ± 0.047	0.0458	113	1.17
Cyanazine	µg/l	0.224 ± 0.0254	- ± -	0.0313	-	-
Dieldrin	µg/l	0.379 ± 0.0162	0.345 ± 0.069	0.0872	91	-0.39
Dinotefurane	µg/l	- ± -	- ± -	-	-	-
Endrin	µg/l	0.424 ± 0.0371	- ± -	0.0763	-	-
Heptachlor	µg/l	0.112 ± 0.0268	0.109 ± 0.035	0.0516	97.2	-0.06
Imidacloprid	µg/l	0.24 ± 0.0413	0.24 ± 0.018	0.036	100	0.01
Lindane (Gamma-HCH)	µg/l	0.458 ± 0.0252	0.452 ± 0.107	0.0916	98.7	-0.06
Nitenpyram	µg/l	- ± -	- ± -	-	-	-
Prometryn	µg/l	0.435 ± 0.0146	- ± -	0.0565	-	-
Propazine	µg/l	0.36 ± 0.0175	- ± -	0.0468	-	-
Sum Chlordane	µg/l	0.067 ± 0.00744	- ± -	0.0201	-	-
Sum DDD	µg/l	0.656 ± 0.0515	- ± -	0.243	-	-
Sum DDE	µg/l	0.549* ± 0.0998	- ± -	-	-	-
Sum DDT	µg/l	0.197* ± 0.0268	- ± -	-	-	-
Sum Endosulfan	µg/l	0.544 ± 0.128	0.593 ± 0.12	0.223	109	0.22
Thiacloprid	µg/l	0.67 ± 0.0826	0.85 ± 0.077	0.0938	127	1.92
Thiamethoxam	µg/l	0.121 ± 0.00844	0.11 ± 0.008	0.0206	90.9	-0.54

*no evaluation possible, for details please see the respective report



Sample: H108A

Parameter	Unit	Assigned value ± U (k=2)	Result ± U	Criterion	Recovery [%]	En-Score
Acetamiprid	µg/l	0.39 ± 0.0233	- ± -	0.0284	-	-
Aldrin	µg/l	0.256* ± 0.0385	0.242 ± 0.067	-	-	-
Atrazine	µg/l	0.406 ± 0.0195	0.47 ± 0.063	0.0446	116	0.50
Atrazine-desethyl	µg/l	0.484 ± 0.0264	0.5 ± 0.133	0.0581	103	0.06
Atrazine-desisopropyl	µg/l	0.644 ± 0.0532	1.1 ± 0.183	0.0902	171	1.23
Bromacil	µg/l	0.234 ± 0.0141	0.24 ± 0.029	0.0328	103	0.10
Clothianidin	µg/l	0.209 ± 0.0279	0.22 ± 0.022	0.023	105	0.21
Cyanazine	µg/l	1.01 ± 0.124	- ± -	0.141	-	-
Dieldrin	µg/l	0.405 ± 0.0315	0.382 ± 0.077	0.0932	94.2	-0.15
Dinotefurane	µg/l	- ± -	- ± -	-	-	-
Endrin	µg/l	0.184 ± 0.0299	- ± -	0.0331	-	-
Heptachlor	µg/l	0.437 ± 0.136	0.423 ± 0.134	0.201	96.8	-0.05
Imidacloprid	µg/l	0.468 ± 0.028	0.45 ± 0.034	0.0702	96.2	-0.24
Lindane (Gamma-HCH)	µg/l	0.226 ± 0.0374	0.209 ± 0.049	0.0452	92.5	-0.16
Nitenpyram	µg/l	- ± -	- ± -	-	-	-
Prometryn	µg/l	0.411 ± 0.0166	- ± -	0.0534	-	-
Propazine	µg/l	0.183 ± 0.0089	- ± -	0.0238	-	-
Sum Chlordane	µg/l	0.183 ± 0.0204	- ± -	0.0549	-	-
Sum DDD	µg/l	0.842 ± 0.0967	- ± -	0.311	-	-
Sum DDE	µg/l	0.401* ± 0.0683	- ± -	-	-	-
Sum DDT	µg/l	0.241* ± 0.0581	- ± -	-	-	-
Sum Endosulfan	µg/l	0.819 ± 0.139	0.876 ± 0.163	0.336	107	0.16
Thiacloprid	µg/l	0.434 ± 0.0514	0.56 ± 0.051	0.0608	129	1.10
Thiamethoxam	µg/l	0.524 ± 0.122	0.63 ± 0.046	0.0892	120	0.69

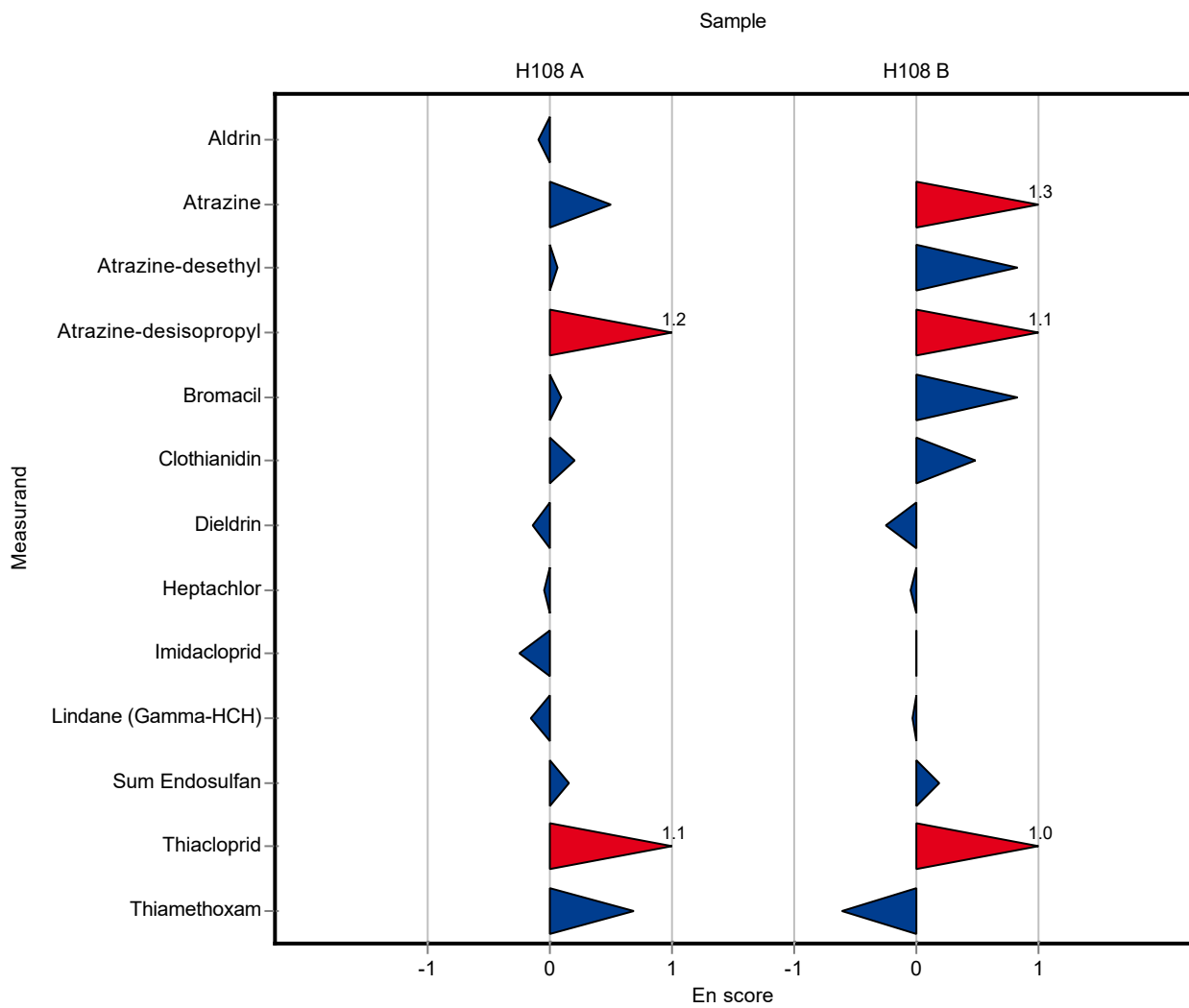
*no evaluation possible, for details please see the respective report

Sample: H108B

Parameter	Unit	Assigned value ± U (k=2)	Result ± U	Criterion	Recovery [%]	En-Score
Acetamiprid	µg/l	0.751 ± 0.0826	- ± -	0.109	-	-
Aldrin	µg/l	- ± -	<0.015 (LOQ) ± -	-	-	-

Parameter	Unit	Assigned value ± U (k=2)	Result ± U	Criterion Recovery [%]	En-Score
Atrazine	µg/l	0.789 ± 0.0267	1.2 ± 0.16	0.0868	152
Atrazine-desethyl	µg/l	0.459 ± 0.043	0.82 ± 0.218	0.0551	179
Atrazine-desisopropyl	µg/l	0.602 ± 0.0474	0.97 ± 0.161	0.0843	161
Bromacil	µg/l	0.386 ± 0.0395	0.49 ± 0.06	0.054	127
Clothianidin	µg/l	0.416 ± 0.0568	0.47 ± 0.047	0.0458	113
Cyanazine	µg/l	0.224 ± 0.0254	- ± -	0.0313	-
Dieldrin	µg/l	0.379 ± 0.0162	0.345 ± 0.069	0.0872	91
Dinotefurane	µg/l	- ± -	- ± -	-	-
Endrin	µg/l	0.424 ± 0.0371	- ± -	0.0763	-
Heptachlor	µg/l	0.112 ± 0.0268	0.109 ± 0.035	0.0516	97.2
Imidacloprid	µg/l	0.24 ± 0.0413	0.24 ± 0.018	0.036	100
Lindane (Gamma-HCH)	µg/l	0.458 ± 0.0252	0.452 ± 0.107	0.0916	98.7
Nitenpyram	µg/l	- ± -	- ± -	-	-
Prometryn	µg/l	0.435 ± 0.0146	- ± -	0.0565	-
Propazine	µg/l	0.36 ± 0.0175	- ± -	0.0468	-
Sum Chlordane	µg/l	0.067 ± 0.00744	- ± -	0.0201	-
Sum DDD	µg/l	0.656 ± 0.0515	- ± -	0.243	-
Sum DDE	µg/l	0.549* ± 0.0998	- ± -	-	-
Sum DDT	µg/l	0.197* ± 0.0268	- ± -	-	-
Sum Endosulfan	µg/l	0.544 ± 0.128	0.593 ± 0.12	0.223	109
Thiacloprid	µg/l	0.67 ± 0.0826	0.85 ± 0.077	0.0938	127
Thiamethoxam	µg/l	0.121 ± 0.00844	0.11 ± 0.008	0.0206	90.9

*no evaluation possible, for details please see the respective report



Sample: H108A

Parameter	Unit	Assigned value ± U (k=2)	Result ± U	Criterion	Recovery [%]	z-Score
Acetamiprid	µg/l	0.39 ± 0.0233	- ± -	0.0284	-	-
Aldrin	µg/l	0.256* ± 0.0385	- ± -	-	-	-
Atrazine	µg/l	0.406 ± 0.0195	0.381 ± 0.013	0.0446	93.9	-0.55
Atrazine-desethyl	µg/l	0.484 ± 0.0264	0.488 ± 0.013	0.0581	101	0.06
Atrazine-desisopropyl	µg/l	0.644 ± 0.0532	0.622 ± 0.014	0.0902	96.5	-0.25
Bromacil	µg/l	0.234 ± 0.0141	- ± -	0.0328	-	-
Clothianidin	µg/l	0.209 ± 0.0279	- ± -	0.023	-	-
Cyanazine	µg/l	1.01 ± 0.124	0.849 ± 0.011	0.141	84.1	-1.14
Dieldrin	µg/l	0.405 ± 0.0315	- ± -	0.0932	-	-
Dinotefurane	µg/l	- ± -	- ± -	-	-	-
Endrin	µg/l	0.184 ± 0.0299	- ± -	0.0331	-	-
Heptachlor	µg/l	0.437 ± 0.136	- ± -	0.201	-	-
Imidacloprid	µg/l	0.468 ± 0.028	- ± -	0.0702	-	-
Lindane (Gamma-HCH)	µg/l	0.226 ± 0.0374	- ± -	0.0452	-	-
Nitenpyram	µg/l	- ± -	- ± -	-	-	-
Prometryn	µg/l	0.411 ± 0.0166	0.368 ± 0.011	0.0534	89.6	-0.80
Propazine	µg/l	0.183 ± 0.0089	0.177 ± 0.018	0.0238	96.9	-0.24
Sum Chlordane	µg/l	0.183 ± 0.0204	- ± -	0.0549	-	-
Sum DDD	µg/l	0.842 ± 0.0967	- ± -	0.311	-	-
Sum DDE	µg/l	0.401* ± 0.0683	- ± -	-	-	-
Sum DDT	µg/l	0.241* ± 0.0581	- ± -	-	-	-
Sum Endosulfan	µg/l	0.819 ± 0.139	- ± -	0.336	-	-
Thiacloprid	µg/l	0.434 ± 0.0514	- ± -	0.0608	-	-
Thiamethoxam	µg/l	0.524 ± 0.122	- ± -	0.0892	-	-

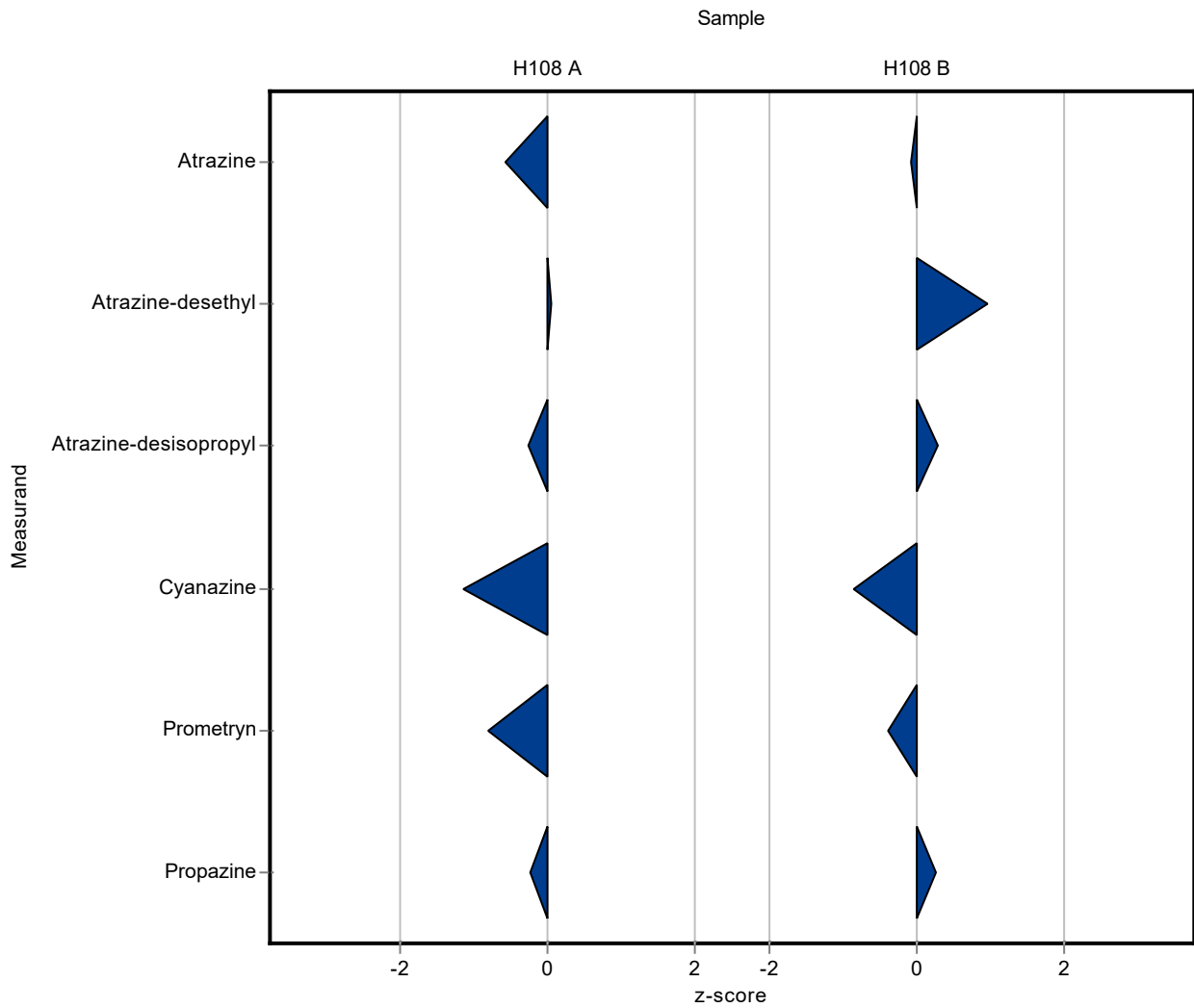
*no evaluation possible, for details please see the respective report

Sample: H108B

Parameter	Unit	Assigned value ± U (k=2)	Result ± U	Criterion	Recovery [%]	z-Score
Acetamiprid	µg/l	0.751 ± 0.0826	- ± -	0.109	-	-
Aldrin	µg/l	- ± -	- ± -	-	-	-

Parameter	Unit	Assigned value ± U (k=2)	Result ± U	Criterion	Recovery [%]	z-Score
Atrazine	µg/l	0.789 ± 0.0267	0.782 ± 0.014	0.0868	99.1	-0.08
Atrazine-desethyl	µg/l	0.459 ± 0.043	0.511 ± 0.013	0.0551	111	0.95
Atrazine-desisopropyl	µg/l	0.602 ± 0.0474	0.626 ± 0.014	0.0843	104	0.28
Bromacil	µg/l	0.386 ± 0.0395	- ± -	0.054	-	-
Clothianidin	µg/l	0.416 ± 0.0568	- ± -	0.0458	-	-
Cyanazine	µg/l	0.224 ± 0.0254	0.197 ± 0.011	0.0313	88	-0.86
Dieldrin	µg/l	0.379 ± 0.0162	- ± -	0.0872	-	-
Dinotefurane	µg/l	- ± -	- ± -	-	-	-
Endrin	µg/l	0.424 ± 0.0371	- ± -	0.0763	-	-
Heptachlor	µg/l	0.112 ± 0.0268	- ± -	0.0516	-	-
Imidacloprid	µg/l	0.24 ± 0.0413	- ± -	0.036	-	-
Lindane (Gamma-HCH)	µg/l	0.458 ± 0.0252	- ± -	0.0916	-	-
Nitenpyram	µg/l	- ± -	- ± -	-	-	-
Prometryn	µg/l	0.435 ± 0.0146	0.412 ± 0.011	0.0565	94.8	-0.40
Propazine	µg/l	0.36 ± 0.0175	0.372 ± 0.017	0.0468	103	0.26
Sum Chlordane	µg/l	0.067 ± 0.00744	- ± -	0.0201	-	-
Sum DDD	µg/l	0.656 ± 0.0515	- ± -	0.243	-	-
Sum DDE	µg/l	0.549* ± 0.0998	- ± -	-	-	-
Sum DDT	µg/l	0.197* ± 0.0268	- ± -	-	-	-
Sum Endosulfan	µg/l	0.544 ± 0.128	- ± -	0.223	-	-
Thiacloprid	µg/l	0.67 ± 0.0826	- ± -	0.0938	-	-
Thiamethoxam	µg/l	0.121 ± 0.00844	- ± -	0.0206	-	-

*no evaluation possible, for details please see the respective report



Sample: H108A

Parameter	Unit	Assigned value ± U (k=2)	Result ± U	Criterion	Recovery [%]	En-Score
Acetamiprid	µg/l	0.39 ± 0.0233	- ± -	0.0284	-	-
Aldrin	µg/l	0.256* ± 0.0385	- ± -	-	-	-
Atrazine	µg/l	0.406 ± 0.0195	0.381 ± 0.013	0.0446	93.9	-0.76
Atrazine-desethyl	µg/l	0.484 ± 0.0264	0.488 ± 0.013	0.0581	101	0.10
Atrazine-desisopropyl	µg/l	0.644 ± 0.0532	0.622 ± 0.014	0.0902	96.5	-0.37
Bromacil	µg/l	0.234 ± 0.0141	- ± -	0.0328	-	-
Clothianidin	µg/l	0.209 ± 0.0279	- ± -	0.023	-	-
Cyanazine	µg/l	1.01 ± 0.124	0.849 ± 0.011	0.141	84.1	-1.28
Dieldrin	µg/l	0.405 ± 0.0315	- ± -	0.0932	-	-
Dinotefurane	µg/l	- ± -	- ± -	-	-	-
Endrin	µg/l	0.184 ± 0.0299	- ± -	0.0331	-	-
Heptachlor	µg/l	0.437 ± 0.136	- ± -	0.201	-	-
Imidacloprid	µg/l	0.468 ± 0.028	- ± -	0.0702	-	-
Lindane (Gamma-HCH)	µg/l	0.226 ± 0.0374	- ± -	0.0452	-	-
Nitenpyram	µg/l	- ± -	- ± -	-	-	-
Prometryn	µg/l	0.411 ± 0.0166	0.368 ± 0.011	0.0534	89.6	-1.55
Propazine	µg/l	0.183 ± 0.0089	0.177 ± 0.018	0.0238	96.9	-0.15
Sum Chlordane	µg/l	0.183 ± 0.0204	- ± -	0.0549	-	-
Sum DDD	µg/l	0.842 ± 0.0967	- ± -	0.311	-	-
Sum DDE	µg/l	0.401* ± 0.0683	- ± -	-	-	-
Sum DDT	µg/l	0.241* ± 0.0581	- ± -	-	-	-
Sum Endosulfan	µg/l	0.819 ± 0.139	- ± -	0.336	-	-
Thiacloprid	µg/l	0.434 ± 0.0514	- ± -	0.0608	-	-
Thiamethoxam	µg/l	0.524 ± 0.122	- ± -	0.0892	-	-

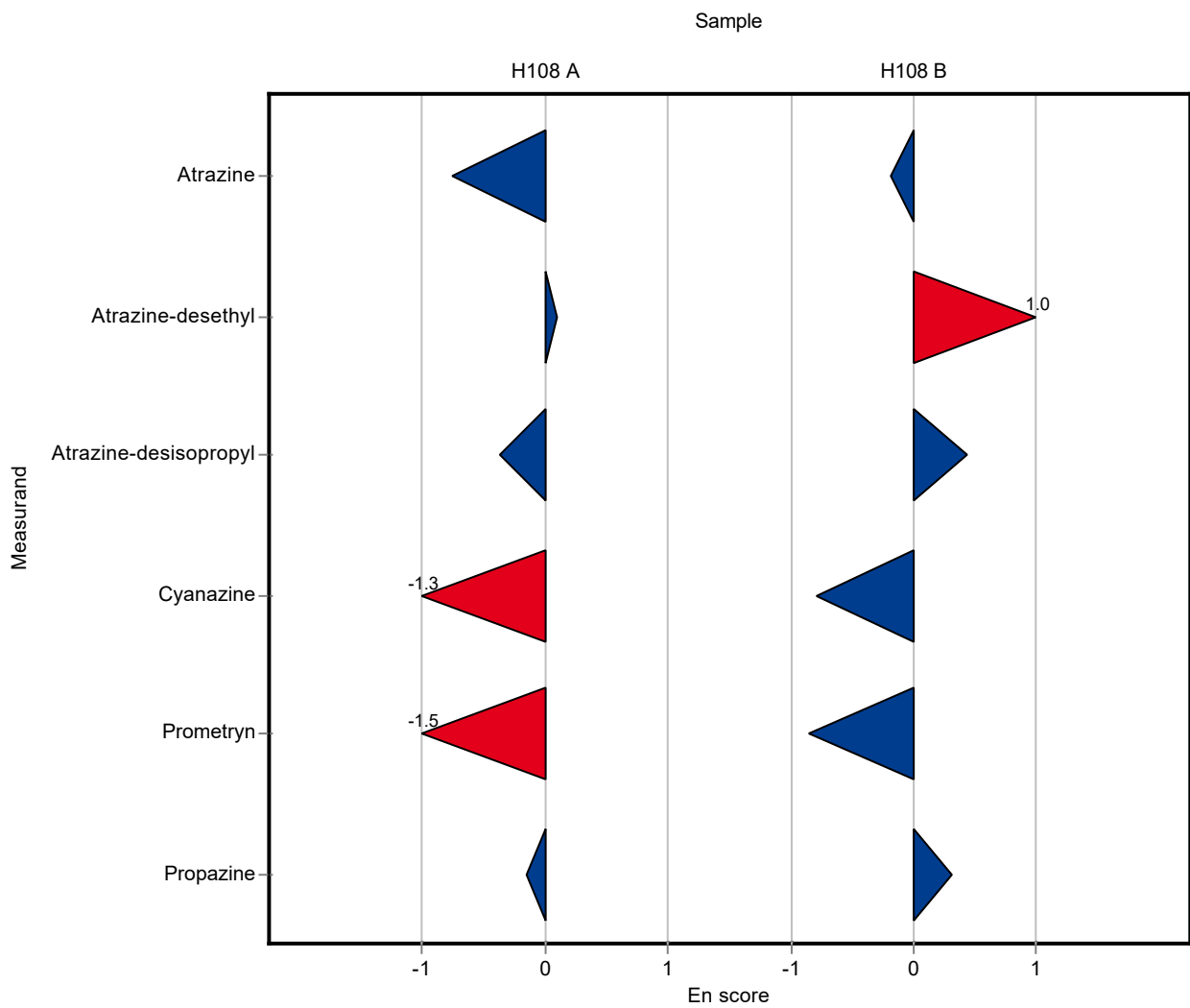
*no evaluation possible, for details please see the respective report

Sample: H108B

Parameter	Unit	Assigned value ± U (k=2)	Result ± U	Criterion	Recovery [%]	En-Score
Acetamiprid	µg/l	0.751 ± 0.0826	- ± -	0.109	-	-
Aldrin	µg/l	- ± -	- ± -	-	-	-

Parameter	Unit	Assigned value ± U (k=2)	Result ± U	Criterion	Recovery [%]	En-Score
Atrazine	µg/l	0.789 ± 0.0267	0.782 ± 0.014	0.0868	99.1	-0.19
Atrazine-desethyl	µg/l	0.459 ± 0.043	0.511 ± 0.013	0.0551	111	1.04
Atrazine-desisopropyl	µg/l	0.602 ± 0.0474	0.626 ± 0.014	0.0843	104	0.43
Bromacil	µg/l	0.386 ± 0.0395	- ± -	0.054	-	-
Clothianidin	µg/l	0.416 ± 0.0568	- ± -	0.0458	-	-
Cyanazine	µg/l	0.224 ± 0.0254	0.197 ± 0.011	0.0313	88	-0.80
Dieldrin	µg/l	0.379 ± 0.0162	- ± -	0.0872	-	-
Dinotefurane	µg/l	- ± -	- ± -	-	-	-
Endrin	µg/l	0.424 ± 0.0371	- ± -	0.0763	-	-
Heptachlor	µg/l	0.112 ± 0.0268	- ± -	0.0516	-	-
Imidacloprid	µg/l	0.24 ± 0.0413	- ± -	0.036	-	-
Lindane (Gamma-HCH)	µg/l	0.458 ± 0.0252	- ± -	0.0916	-	-
Nitenpyram	µg/l	- ± -	- ± -	-	-	-
Prometryn	µg/l	0.435 ± 0.0146	0.412 ± 0.011	0.0565	94.8	-0.85
Propazine	µg/l	0.36 ± 0.0175	0.372 ± 0.017	0.0468	103	0.31
Sum Chlordane	µg/l	0.067 ± 0.00744	- ± -	0.0201	-	-
Sum DDD	µg/l	0.656 ± 0.0515	- ± -	0.243	-	-
Sum DDE	µg/l	0.549* ± 0.0998	- ± -	-	-	-
Sum DDT	µg/l	0.197* ± 0.0268	- ± -	-	-	-
Sum Endosulfan	µg/l	0.544 ± 0.128	- ± -	0.223	-	-
Thiacloprid	µg/l	0.67 ± 0.0826	- ± -	0.0938	-	-
Thiamethoxam	µg/l	0.121 ± 0.00844	- ± -	0.0206	-	-

*no evaluation possible, for details please see the respective report



Sample: H108A

Parameter	Unit	Assigned value ± U (k=2)	Result ± U	Criterion	Recovery [%]	z-Score
Acetamiprid	µg/l	0.39 ± 0.0233	- ± -	0.0284	-	-
Aldrin	µg/l	0.256* ± 0.0385	0.266 ± 0.05	-	-	-
Atrazine	µg/l	0.406 ± 0.0195	0.415 ± 0.08	0.0446	102	0.21
Atrazine-desethyl	µg/l	0.484 ± 0.0264	0.511 ± 0.1	0.0581	106	0.46
Atrazine-desisopropyl	µg/l	0.644 ± 0.0532	0.665 ± 0.13	0.0902	103	0.23
Bromacil	µg/l	0.234 ± 0.0141	0.236 ± 0.05	0.0328	101	0.06
Clothianidin	µg/l	0.209 ± 0.0279	- ± -	0.023	-	-
Cyanazine	µg/l	1.01 ± 0.124	0.9 ± 0.18	0.141	89.1	-0.78
Dieldrin	µg/l	0.405 ± 0.0315	0.404 ± 0.08	0.0932	99.7	-0.01
Dinotefurane	µg/l	- ± -	- ± -	-	-	-
Endrin	µg/l	0.184 ± 0.0299	0.449 ± 0.09	0.0331	244	7.99
Heptachlor	µg/l	0.437 ± 0.136	0.586 ± 0.12	0.201	134	0.74
Imidacloprid	µg/l	0.468 ± 0.028	- ± -	0.0702	-	-
Lindane (Gamma-HCH)	µg/l	0.226 ± 0.0374	0.261 ± 0.05	0.0452	116	0.78
Nitenpyram	µg/l	- ± -	- ± -	-	-	-
Prometryn	µg/l	0.411 ± 0.0166	0.412 ± 0.08	0.0534	100	0.03
Propazine	µg/l	0.183 ± 0.0089	0.192 ± 0.04	0.0238	105	0.39
Sum Chlordane	µg/l	0.183 ± 0.0204	0.188 ± 0.04	0.0549	103	0.09
Sum DDD	µg/l	0.842 ± 0.0967	0.893 ± 0.18	0.311	106	0.17
Sum DDE	µg/l	0.401* ± 0.0683	0.426 ± 0.09	-	-	-
Sum DDT	µg/l	0.241* ± 0.0581	0.249 ± 0.05	-	-	-
Sum Endosulfan	µg/l	0.819 ± 0.139	1.062 ± 0.21	0.336	130	0.72
Thiacloprid	µg/l	0.434 ± 0.0514	- ± -	0.0608	-	-
Thiamethoxam	µg/l	0.524 ± 0.122	- ± -	0.0892	-	-

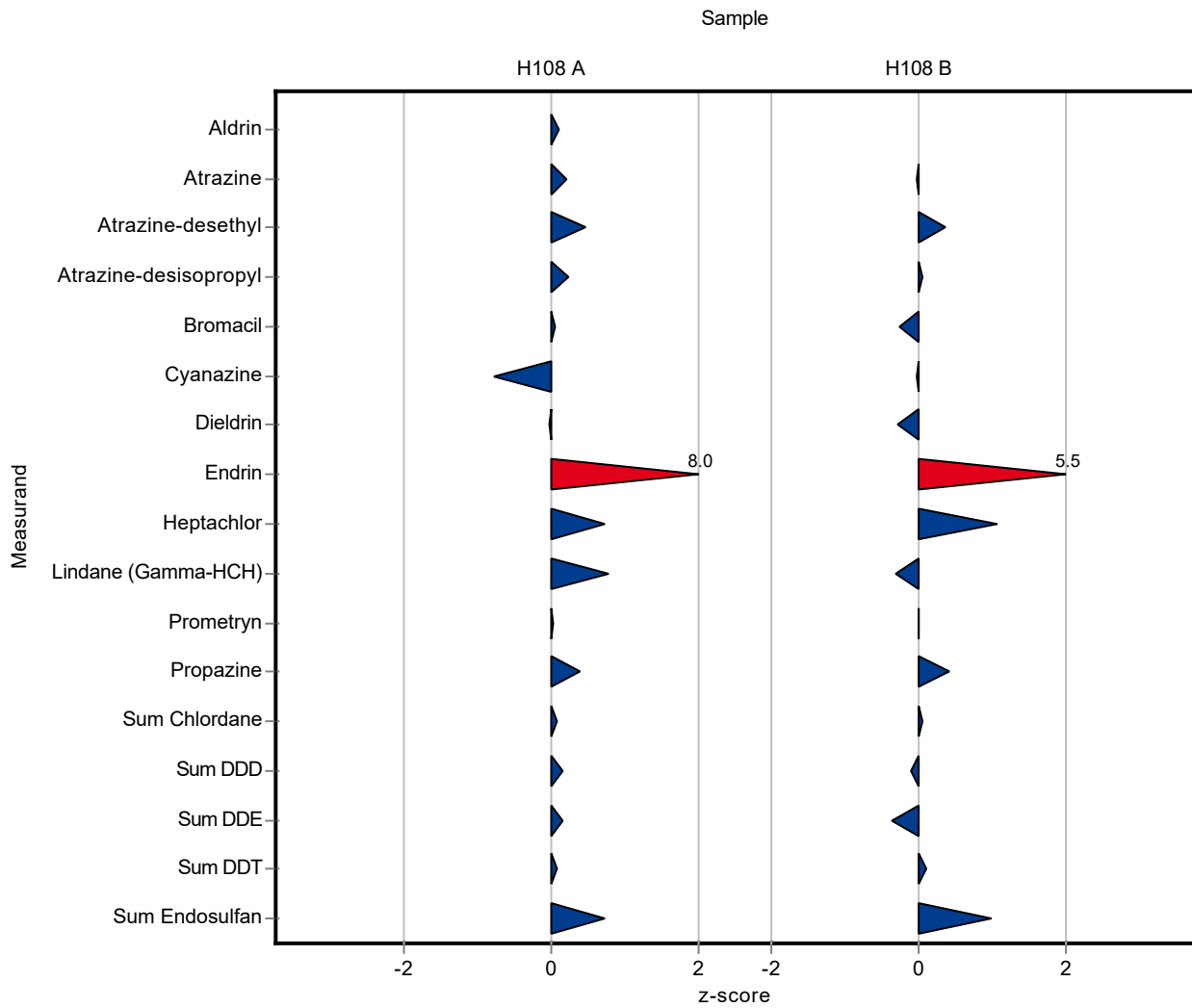
*no evaluation possible, for details please see the respective report

Sample: H108B

Parameter	Unit	Assigned value ± U (k=2)	Result ± U	Criterion	Recovery [%]	z-Score
Acetamiprid	µg/l	0.751 ± 0.0826	- ± -	0.109	-	-
Aldrin	µg/l	- ± -	0.017 ± 0.003	-	-	-

Parameter	Unit	Assigned value ± U (k=2)	Result ± U	Criterion	Recovery [%]	z-Score
Atrazine	µg/l	0.789 ± 0.0267	0.788 ± 0.16	0.0868	99.8	-0.01
Atrazine-desethyl	µg/l	0.459 ± 0.043	0.479 ± 0.1	0.0551	104	0.36
Atrazine-desisopropyl	µg/l	0.602 ± 0.0474	0.606 ± 0.12	0.0843	101	0.04
Bromacil	µg/l	0.386 ± 0.0395	0.371 ± 0.07	0.054	96.2	-0.27
Clothianidin	µg/l	0.416 ± 0.0568	- ± -	0.0458	-	-
Cyanazine	µg/l	0.224 ± 0.0254	0.223 ± 0.04	0.0313	99.6	-0.03
Dieldrin	µg/l	0.379 ± 0.0162	0.353 ± 0.07	0.0872	93.1	-0.30
Dinotefurane	µg/l	- ± -	- ± -	-	-	-
Endrin	µg/l	0.424 ± 0.0371	0.847 ± 0.17	0.0763	200	5.54
Heptachlor	µg/l	0.112 ± 0.0268	0.167 ± 0.03	0.0516	149	1.06
Imidacloprid	µg/l	0.24 ± 0.0413	- ± -	0.036	-	-
Lindane (Gamma-HCH)	µg/l	0.458 ± 0.0252	0.429 ± 0.09	0.0916	93.7	-0.32
Nitenpyram	µg/l	- ± -	- ± -	-	-	-
Prometryn	µg/l	0.435 ± 0.0146	0.434 ± 0.09	0.0565	99.9	-0.01
Propazine	µg/l	0.36 ± 0.0175	0.379 ± 0.08	0.0468	105	0.41
Sum Chlordane	µg/l	0.067 ± 0.00744	0.068 ± 0.01	0.0201	101	0.05
Sum DDD	µg/l	0.656 ± 0.0515	0.631 ± 0.13	0.243	96.2	-0.10
Sum DDE	µg/l	0.549* ± 0.0998	0.477 ± 0.1	-	-	-
Sum DDT	µg/l	0.197* ± 0.0268	0.205 ± 0.04	-	-	-
Sum Endosulfan	µg/l	0.544 ± 0.128	0.765 ± 0.15	0.223	141	0.99
Thiacloprid	µg/l	0.67 ± 0.0826	- ± -	0.0938	-	-
Thiamethoxam	µg/l	0.121 ± 0.00844	- ± -	0.0206	-	-

*no evaluation possible, for details please see the respective report



Sample: H108A

Parameter	Unit	Assigned value ± U (k=2)	Result ± U	Criterion	Recovery [%]	En-Score
Acetamiprid	µg/l	0.39 ± 0.0233	- ± -	0.0284	-	-
Aldrin	µg/l	0.256* ± 0.0385	0.266 ± 0.05	-	-	-
Atrazine	µg/l	0.406 ± 0.0195	0.415 ± 0.08	0.0446	102	0.06
Atrazine-desethyl	µg/l	0.484 ± 0.0264	0.511 ± 0.1	0.0581	106	0.13
Atrazine-desisopropyl	µg/l	0.644 ± 0.0532	0.665 ± 0.13	0.0902	103	0.08
Bromacil	µg/l	0.234 ± 0.0141	0.236 ± 0.05	0.0328	101	0.02
Clothianidin	µg/l	0.209 ± 0.0279	- ± -	0.023	-	-
Cyanazine	µg/l	1.01 ± 0.124	0.9 ± 0.18	0.141	89.1	-0.29
Dieldrin	µg/l	0.405 ± 0.0315	0.404 ± 0.08	0.0932	99.7	-0.01
Dinotefurane	µg/l	- ± -	- ± -	-	-	-
Endrin	µg/l	0.184 ± 0.0299	0.449 ± 0.09	0.0331	244	1.45
Heptachlor	µg/l	0.437 ± 0.136	0.586 ± 0.12	0.201	134	0.54
Imidacloprid	µg/l	0.468 ± 0.028	- ± -	0.0702	-	-
Lindane (Gamma-HCH)	µg/l	0.226 ± 0.0374	0.261 ± 0.05	0.0452	116	0.33
Nitenpyram	µg/l	- ± -	- ± -	-	-	-
Prometryn	µg/l	0.411 ± 0.0166	0.412 ± 0.08	0.0534	100	0.01
Propazine	µg/l	0.183 ± 0.0089	0.192 ± 0.04	0.0238	105	0.12
Sum Chlordane	µg/l	0.183 ± 0.0204	0.188 ± 0.04	0.0549	103	0.06
Sum DDD	µg/l	0.842 ± 0.0967	0.893 ± 0.18	0.311	106	0.14
Sum DDE	µg/l	0.401* ± 0.0683	0.426 ± 0.09	-	-	-
Sum DDT	µg/l	0.241* ± 0.0581	0.249 ± 0.05	-	-	-
Sum Endosulfan	µg/l	0.819 ± 0.139	1.062 ± 0.21	0.336	130	0.55
Thiacloprid	µg/l	0.434 ± 0.0514	- ± -	0.0608	-	-
Thiamethoxam	µg/l	0.524 ± 0.122	- ± -	0.0892	-	-

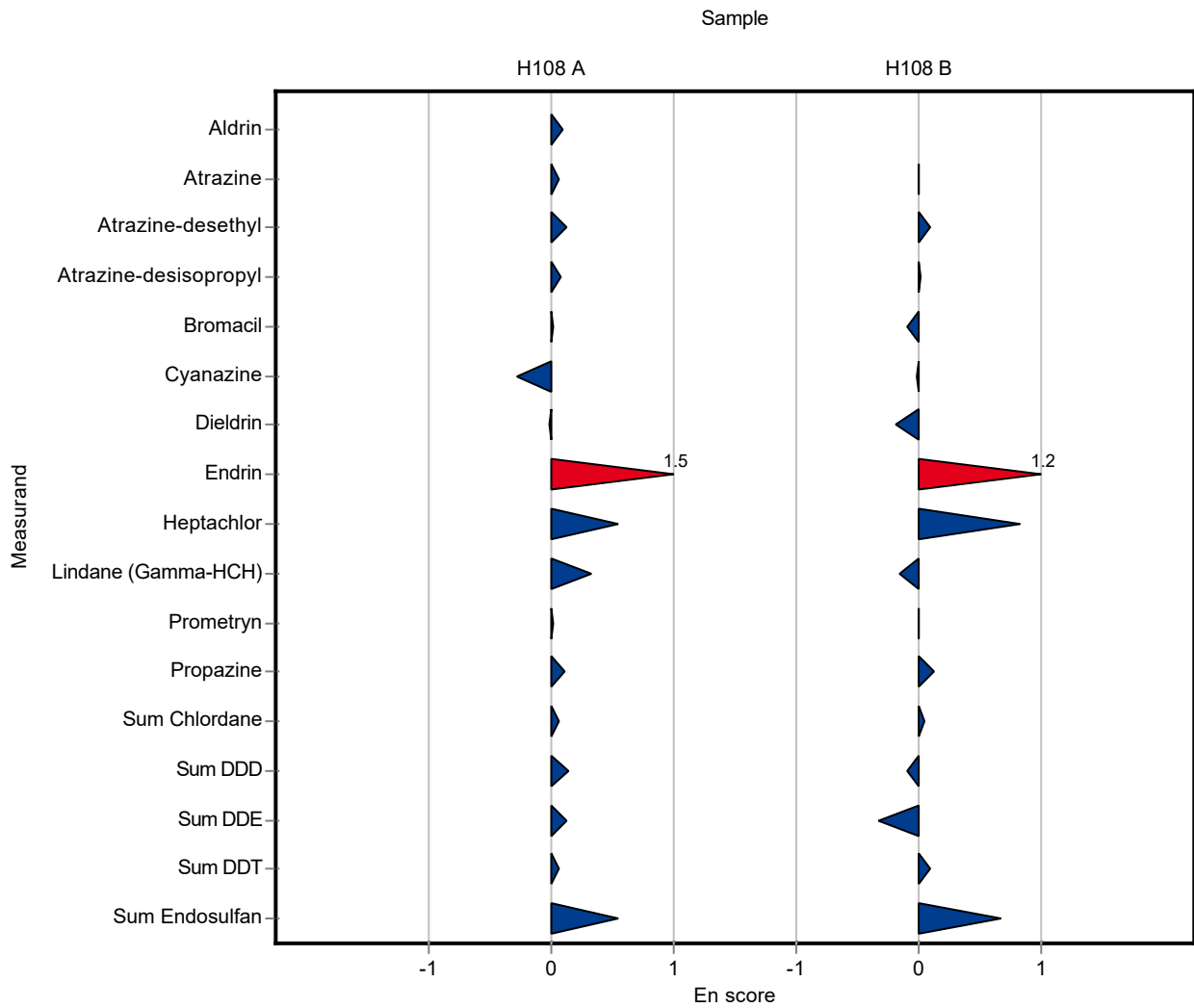
*no evaluation possible, for details please see the respective report

Sample: H108B

Parameter	Unit	Assigned value ± U (k=2)	Result ± U	Criterion	Recovery [%]	En-Score
Acetamiprid	µg/l	0.751 ± 0.0826	- ± -	0.109	-	-
Aldrin	µg/l	- ± -	0.017 ± 0.003	-	-	-

Parameter	Unit	Assigned value ± U (k=2)	Result ± U	Criterion Recovery [%]	En-Score
Atrazine	µg/l	0.789 ± 0.0267	0.788 ± 0.16	0.0868	99.8
Atrazine-desethyl	µg/l	0.459 ± 0.043	0.479 ± 0.1	0.0551	104
Atrazine-desisopropyl	µg/l	0.602 ± 0.0474	0.606 ± 0.12	0.0843	101
Bromacil	µg/l	0.386 ± 0.0395	0.371 ± 0.07	0.054	96.2
Clothianidin	µg/l	0.416 ± 0.0568	- ± -	0.0458	-
Cyanazine	µg/l	0.224 ± 0.0254	0.223 ± 0.04	0.0313	99.6
Dieldrin	µg/l	0.379 ± 0.0162	0.353 ± 0.07	0.0872	93.1
Dinotefurane	µg/l	- ± -	- ± -	-	-
Endrin	µg/l	0.424 ± 0.0371	0.847 ± 0.17	0.0763	200
Heptachlor	µg/l	0.112 ± 0.0268	0.167 ± 0.03	0.0516	149
Imidacloprid	µg/l	0.24 ± 0.0413	- ± -	0.036	-
Lindane (Gamma-HCH)	µg/l	0.458 ± 0.0252	0.429 ± 0.09	0.0916	93.7
Nitenpyram	µg/l	- ± -	- ± -	-	-
Prometryn	µg/l	0.435 ± 0.0146	0.434 ± 0.09	0.0565	99.9
Propazine	µg/l	0.36 ± 0.0175	0.379 ± 0.08	0.0468	105
Sum Chlordane	µg/l	0.067 ± 0.00744	0.068 ± 0.01	0.0201	101
Sum DDD	µg/l	0.656 ± 0.0515	0.631 ± 0.13	0.243	96.2
Sum DDE	µg/l	0.549* ± 0.0998	0.477 ± 0.1	-	-
Sum DDT	µg/l	0.197* ± 0.0268	0.205 ± 0.04	-	-
Sum Endosulfan	µg/l	0.544 ± 0.128	0.765 ± 0.15	0.223	141
Thiacloprid	µg/l	0.67 ± 0.0826	- ± -	0.0938	-
Thiamethoxam	µg/l	0.121 ± 0.00844	- ± -	0.0206	-

*no evaluation possible, for details please see the respective report



Sample: H108A

Parameter	Unit	Assigned value ± U (k=2)	Result ± U	Criterion	Recovery [%]	z-Score
Acetamiprid	µg/l	0.39 ± 0.0233	0.272 ± 0.027	0.0284	69.8	-4.14
Aldrin	µg/l	0.256* ± 0.0385	0.291 ± 0.029	-	-	-
Atrazine	µg/l	0.406 ± 0.0195	0.415 ± 0.042	0.0446	102	0.21
Atrazine-desethyl	µg/l	0.484 ± 0.0264	0.527 ± 0.053	0.0581	109	0.73
Atrazine-desisopropyl	µg/l	0.644 ± 0.0532	0.615 ± 0.062	0.0902	95.5	-0.32
Bromacil	µg/l	0.234 ± 0.0141	0.206 ± 0.021	0.0328	88	-0.85
Clothianidin	µg/l	0.209 ± 0.0279	0.152 ± 0.015	0.023	72.7	-2.48
Cyanazine	µg/l	1.01 ± 0.124	0.858 ± 0.086	0.141	85	-1.07
Dieldrin	µg/l	0.405 ± 0.0315	0.47 ± 0.047	0.0932	116	0.69
Dinotefurane	µg/l	- ± -	0.56 ± 0.056	-	-	-
Endrin	µg/l	0.184 ± 0.0299	0.213 ± 0.021	0.0331	116	0.87
Heptachlor	µg/l	0.437 ± 0.136	0.297 ± 0.03	0.201	67.9	-0.70
Imidacloprid	µg/l	0.468 ± 0.028	0.447 ± 0.045	0.0702	95.5	-0.30
Lindane (Gamma-HCH)	µg/l	0.226 ± 0.0374	0.29 ± 0.029	0.0452	128	1.42
Nitenpyram	µg/l	- ± -	0.591 ± 0.059	-	-	-
Prometryn	µg/l	0.411 ± 0.0166	0.401 ± 0.04	0.0534	97.7	-0.18
Propazine	µg/l	0.183 ± 0.0089	0.151 ± 0.015	0.0238	82.6	-1.34
Sum Chlordane	µg/l	0.183 ± 0.0204	0.206 ± 0.021	0.0549	112	0.42
Sum DDD	µg/l	0.842 ± 0.0967	1.018 ± 0.102	0.311	121	0.57
Sum DDE	µg/l	0.401* ± 0.0683	0.558 ± 0.056	-	-	-
Sum DDT	µg/l	0.241* ± 0.0581	0.348 ± 0.035	-	-	-
Sum Endosulfan	µg/l	0.819 ± 0.139	0.36 ± 0.036	0.336	43.9	-1.37
Thiacloprid	µg/l	0.434 ± 0.0514	0.322 ± 0.032	0.0608	74.2	-1.85
Thiamethoxam	µg/l	0.524 ± 0.122	0.117 ± 0.012	0.0892	22.3	-4.57

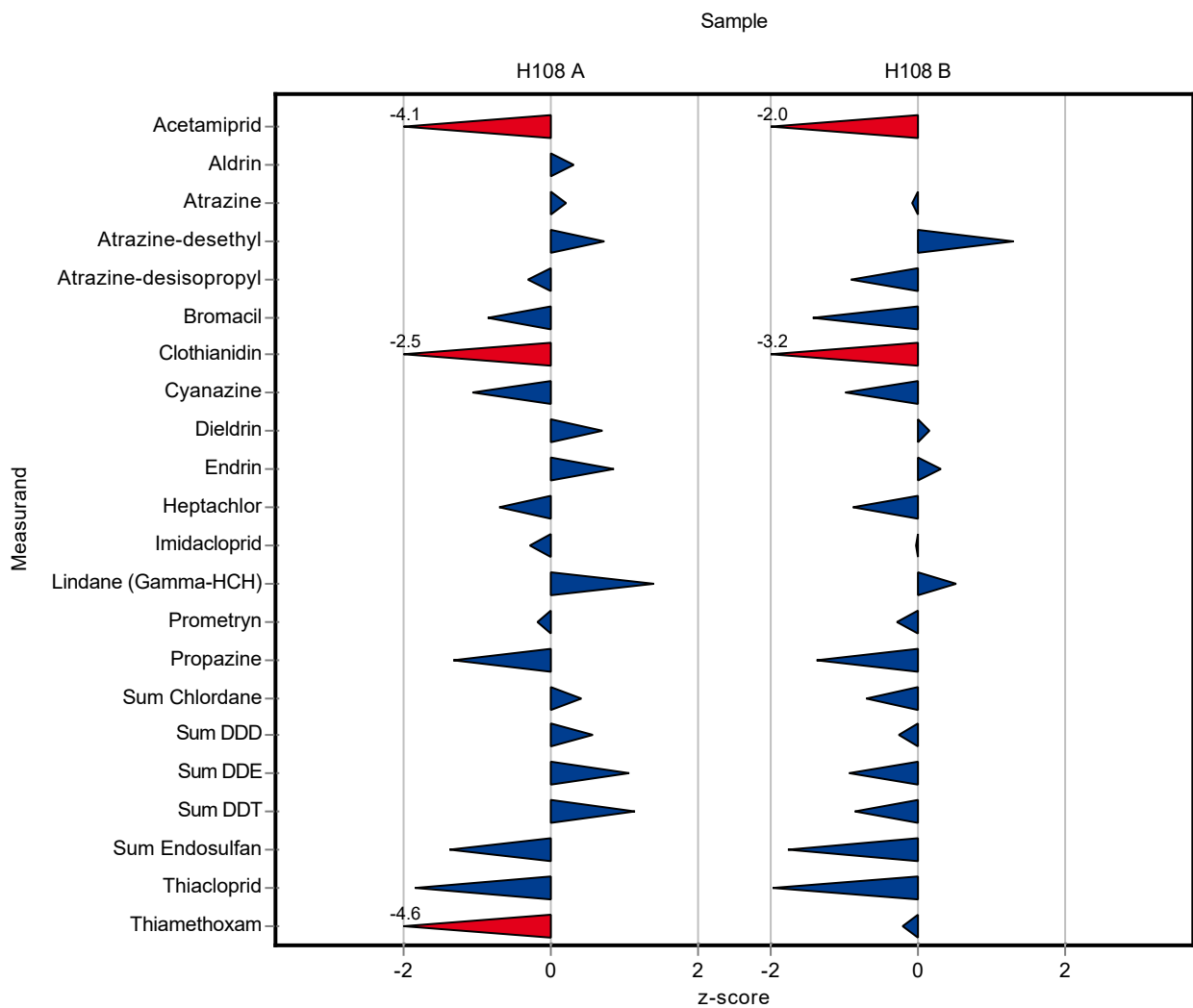
*no evaluation possible, for details please see the respective report

Sample: H108B

Parameter	Unit	Assigned value ± U (k=2)	Result ± U	Criterion	Recovery [%]	z-Score
Acetamiprid	µg/l	0.751 ± 0.0826	0.528 ± 0.053	0.109	70.3	-2.04
Aldrin	µg/l	- ± -	<0.02 (LOQ) ± -	-	-	-

Parameter	Unit	Assigned value ± U (k=2)	Result ± U	Criterion	Recovery [%]	z-Score
Atrazine	µg/l	0.789 ± 0.0267	0.782 ± 0.078	0.0868	99.1	-0.08
Atrazine-desethyl	µg/l	0.459 ± 0.043	0.53 ± 0.053	0.0551	115	1.29
Atrazine-desisopropyl	µg/l	0.602 ± 0.0474	0.526 ± 0.053	0.0843	87.3	-0.91
Bromacil	µg/l	0.386 ± 0.0395	0.308 ± 0.031	0.054	79.9	-1.44
Clothianidin	µg/l	0.416 ± 0.0568	0.269 ± 0.027	0.0458	64.6	-3.22
Cyanazine	µg/l	0.224 ± 0.0254	0.193 ± 0.019	0.0313	86.2	-0.98
Dieldrin	µg/l	0.379 ± 0.0162	0.393 ± 0.039	0.0872	104	0.16
Dinotefurane	µg/l	- ± -	0.275 ± 0.028	-	-	-
Endrin	µg/l	0.424 ± 0.0371	0.447 ± 0.045	0.0763	105	0.30
Heptachlor	µg/l	0.112 ± 0.0268	0.066 ± 0.007	0.0516	58.9	-0.89
Imidacloprid	µg/l	0.24 ± 0.0413	0.239 ± 0.024	0.036	99.7	-0.02
Lindane (Gamma-HCH)	µg/l	0.458 ± 0.0252	0.505 ± 0.051	0.0916	110	0.52
Nitenpyram	µg/l	- ± -	0.301 ± 0.03	-	-	-
Prometryn	µg/l	0.435 ± 0.0146	0.418 ± 0.042	0.0565	96.2	-0.29
Propazine	µg/l	0.36 ± 0.0175	0.296 ± 0.03	0.0468	82.2	-1.37
Sum Chlordane	µg/l	0.067 ± 0.00744	0.053 ± 0.005	0.0201	79.1	-0.70
Sum DDD	µg/l	0.656 ± 0.0515	0.594 ± 0.059	0.243	90.6	-0.25
Sum DDE	µg/l	0.549* ± 0.0998	0.358 ± 0.036	-	-	-
Sum DDT	µg/l	0.197* ± 0.0268	0.131 ± 0.013	-	-	-
Sum Endosulfan	µg/l	0.544 ± 0.128	0.15 ± 0.015	0.223	27.6	-1.77
Thiacloprid	µg/l	0.67 ± 0.0826	0.483 ± 0.048	0.0938	72.1	-1.99
Thiamethoxam	µg/l	0.121 ± 0.00844	0.117 ± 0.012	0.0206	96.6	-0.20

*no evaluation possible, for details please see the respective report



Sample: H108A

Parameter	Unit	Assigned value ± U (k=2)	Result ± U	Criterion	Recovery [%]	En-Score
Acetamiprid	µg/l	0.39 ± 0.0233	0.272 ± 0.027	0.0284	69.8	-2.00
Aldrin	µg/l	0.256* ± 0.0385	0.291 ± 0.029	-	-	-
Atrazine	µg/l	0.406 ± 0.0195	0.415 ± 0.042	0.0446	102	0.11
Atrazine-desethyl	µg/l	0.484 ± 0.0264	0.527 ± 0.053	0.0581	109	0.39
Atrazine-desisopropyl	µg/l	0.644 ± 0.0532	0.615 ± 0.062	0.0902	95.5	-0.22
Bromacil	µg/l	0.234 ± 0.0141	0.206 ± 0.021	0.0328	88	-0.63
Clothianidin	µg/l	0.209 ± 0.0279	0.152 ± 0.015	0.023	72.7	-1.40
Cyanazine	µg/l	1.01 ± 0.124	0.858 ± 0.086	0.141	85	-0.72
Dieldrin	µg/l	0.405 ± 0.0315	0.47 ± 0.047	0.0932	116	0.65
Dinotefurane	µg/l	- ± -	0.56 ± 0.056	-	-	-
Endrin	µg/l	0.184 ± 0.0299	0.213 ± 0.021	0.0331	116	0.56
Heptachlor	µg/l	0.437 ± 0.136	0.297 ± 0.03	0.201	67.9	-0.94
Imidacloprid	µg/l	0.468 ± 0.028	0.447 ± 0.045	0.0702	95.5	-0.22
Lindane (Gamma-HCH)	µg/l	0.226 ± 0.0374	0.29 ± 0.029	0.0452	128	0.93
Nitenpyram	µg/l	- ± -	0.591 ± 0.059	-	-	-
Prometryn	µg/l	0.411 ± 0.0166	0.401 ± 0.04	0.0534	97.7	-0.12
Propazine	µg/l	0.183 ± 0.0089	0.151 ± 0.015	0.0238	82.6	-1.01
Sum Chlordane	µg/l	0.183 ± 0.0204	0.206 ± 0.021	0.0549	112	0.49
Sum DDD	µg/l	0.842 ± 0.0967	1.018 ± 0.102	0.311	121	0.78
Sum DDE	µg/l	0.401* ± 0.0683	0.558 ± 0.056	-	-	-
Sum DDT	µg/l	0.241* ± 0.0581	0.348 ± 0.035	-	-	-
Sum Endosulfan	µg/l	0.819 ± 0.139	0.36 ± 0.036	0.336	43.9	-2.93
Thiacloprid	µg/l	0.434 ± 0.0514	0.322 ± 0.032	0.0608	74.2	-1.37
Thiamethoxam	µg/l	0.524 ± 0.122	0.117 ± 0.012	0.0892	22.3	-3.27

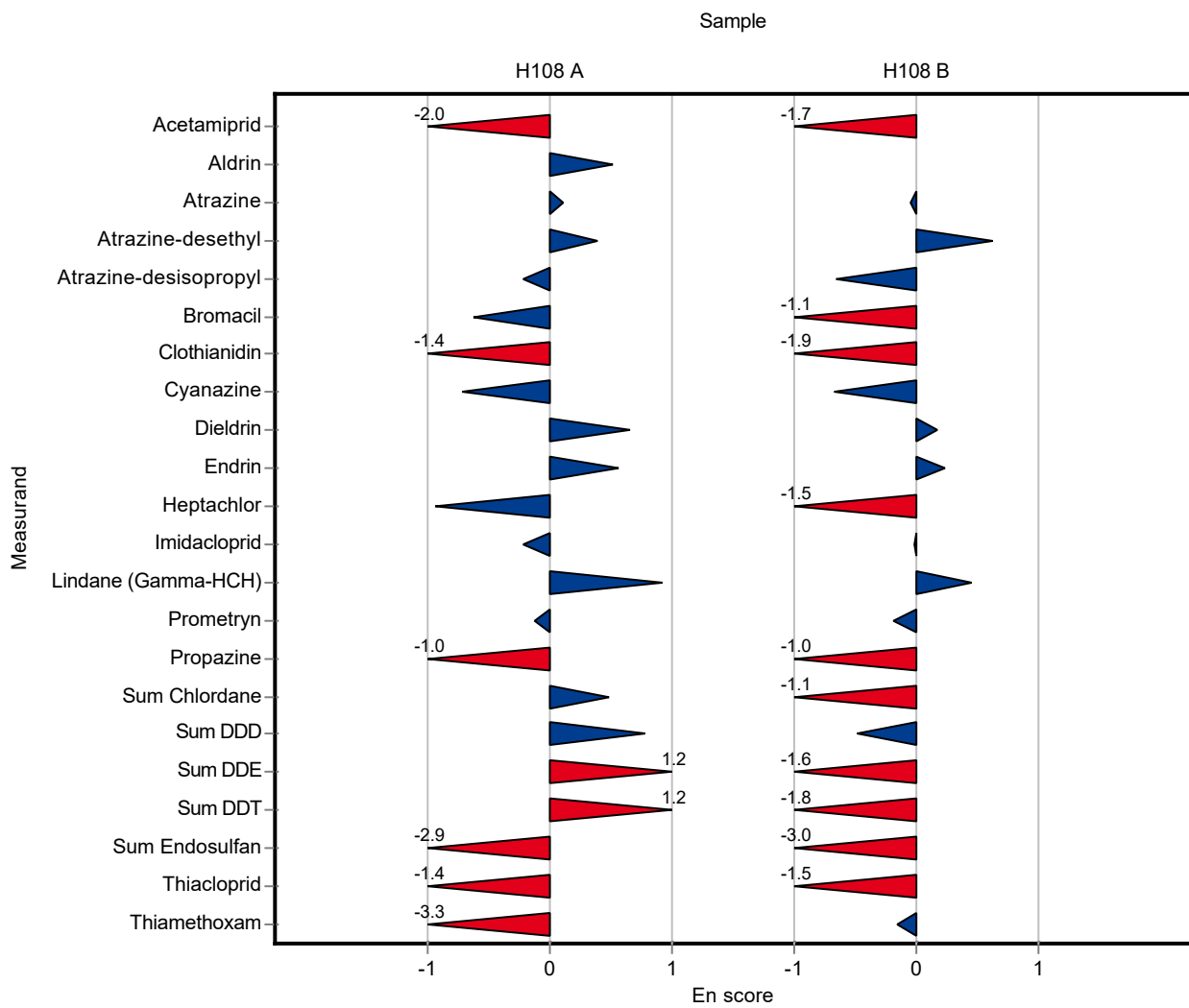
*no evaluation possible, for details please see the respective report

Sample: H108B

Parameter	Unit	Assigned value ± U (k=2)	Result ± U	Criterion	Recovery [%]	En-Score
Acetamiprid	µg/l	0.751 ± 0.0826	0.528 ± 0.053	0.109	70.3	-1.66
Aldrin	µg/l	- ± -	<0.02 (LOQ) ± -	-	-	-

Parameter	Unit	Assigned value ± U (k=2)	Result ± U	Criterion	Recovery [%]	En-Score
Atrazine	µg/l	0.789 ± 0.0267	0.782 ± 0.078	0.0868	99.1	-0.05
Atrazine-desethyl	µg/l	0.459 ± 0.043	0.53 ± 0.053	0.0551	115	0.62
Atrazine-desisopropyl	µg/l	0.602 ± 0.0474	0.526 ± 0.053	0.0843	87.3	-0.66
Bromacil	µg/l	0.386 ± 0.0395	0.308 ± 0.031	0.054	79.9	-1.06
Clothianidin	µg/l	0.416 ± 0.0568	0.269 ± 0.027	0.0458	64.6	-1.88
Cyanazine	µg/l	0.224 ± 0.0254	0.193 ± 0.019	0.0313	86.2	-0.67
Dieldrin	µg/l	0.379 ± 0.0162	0.393 ± 0.039	0.0872	104	0.17
Dinotefurane	µg/l	- ± -	0.275 ± 0.028	-	-	-
Endrin	µg/l	0.424 ± 0.0371	0.447 ± 0.045	0.0763	105	0.24
Heptachlor	µg/l	0.112 ± 0.0268	0.066 ± 0.007	0.0516	58.9	-1.53
Imidacloprid	µg/l	0.24 ± 0.0413	0.239 ± 0.024	0.036	99.7	-0.01
Lindane (Gamma-HCH)	µg/l	0.458 ± 0.0252	0.505 ± 0.051	0.0916	110	0.45
Nitenpyram	µg/l	- ± -	0.301 ± 0.03	-	-	-
Prometryn	µg/l	0.435 ± 0.0146	0.418 ± 0.042	0.0565	96.2	-0.19
Propazine	µg/l	0.36 ± 0.0175	0.296 ± 0.03	0.0468	82.2	-1.02
Sum Chlordane	µg/l	0.067 ± 0.00744	0.053 ± 0.005	0.0201	79.1	-1.12
Sum DDD	µg/l	0.656 ± 0.0515	0.594 ± 0.059	0.243	90.6	-0.48
Sum DDE	µg/l	0.549* ± 0.0998	0.358 ± 0.036	-	-	-
Sum DDT	µg/l	0.197* ± 0.0268	0.131 ± 0.013	-	-	-
Sum Endosulfan	µg/l	0.544 ± 0.128	0.15 ± 0.015	0.223	27.6	-3.00
Thiacloprid	µg/l	0.67 ± 0.0826	0.483 ± 0.048	0.0938	72.1	-1.47
Thiamethoxam	µg/l	0.121 ± 0.00844	0.117 ± 0.012	0.0206	96.6	-0.16

*no evaluation possible, for details please see the respective report



Sample: H108A

Parameter	Unit	Assigned value ± U (k=2)	Result ± U	Criterion	Recovery [%]	z-Score
Acetamiprid	µg/l	0.39 ± 0.0233	- ± -	0.0284	-	-
Aldrin	µg/l	0.256* ± 0.0385	0.206 ± 0.026	-	-	-
Atrazine	µg/l	0.406 ± 0.0195	0.454 ± 0.054	0.0446	112	1.08
Atrazine-desethyl	µg/l	0.484 ± 0.0264	0.547 ± 0.115	0.0581	113	1.08
Atrazine-desisopropyl	µg/l	0.644 ± 0.0532	0.734 ± 0.11	0.0902	114	0.99
Bromacil	µg/l	0.234 ± 0.0141	0.251 ± 0.055	0.0328	107	0.52
Clothianidin	µg/l	0.209 ± 0.0279	- ± -	0.023	-	-
Cyanazine	µg/l	1.01 ± 0.124	0.985 ± 0.197	0.141	97.5	-0.17
Dieldrin	µg/l	0.405 ± 0.0315	0.416 ± 0.079	0.0932	103	0.12
Dinotefurane	µg/l	- ± -	- ± -	-	-	-
Endrin	µg/l	0.184 ± 0.0299	0.202 ± 0.038	0.0331	110	0.54
Heptachlor	µg/l	0.437 ± 0.136	0.446 ± 0.076	0.201	102	0.04
Imidacloprid	µg/l	0.468 ± 0.028	- ± -	0.0702	-	-
Lindane (Gamma-HCH)	µg/l	0.226 ± 0.0374	0.29 ± 0.038	0.0452	128	1.42
Nitenpyram	µg/l	- ± -	- ± -	-	-	-
Prometryn	µg/l	0.411 ± 0.0166	0.422 ± 0.084	0.0534	103	0.21
Propazine	µg/l	0.183 ± 0.0089	0.196 ± 0.039	0.0238	107	0.56
Sum Chlordane	µg/l	0.183 ± 0.0204	0.171 ± 0.043	0.0549	93.4	-0.22
Sum DDD	µg/l	0.842 ± 0.0967	0.819 ± 0.123	0.311	97.3	-0.07
Sum DDE	µg/l	0.401* ± 0.0683	0.337 ± 0.051	-	-	-
Sum DDT	µg/l	0.241* ± 0.0581	0.187 ± 0.019	-	-	-
Sum Endosulfan	µg/l	0.819 ± 0.139	0.976 ± 0.146	0.336	119	0.47
Thiacloprid	µg/l	0.434 ± 0.0514	- ± -	0.0608	-	-
Thiamethoxam	µg/l	0.524 ± 0.122	- ± -	0.0892	-	-

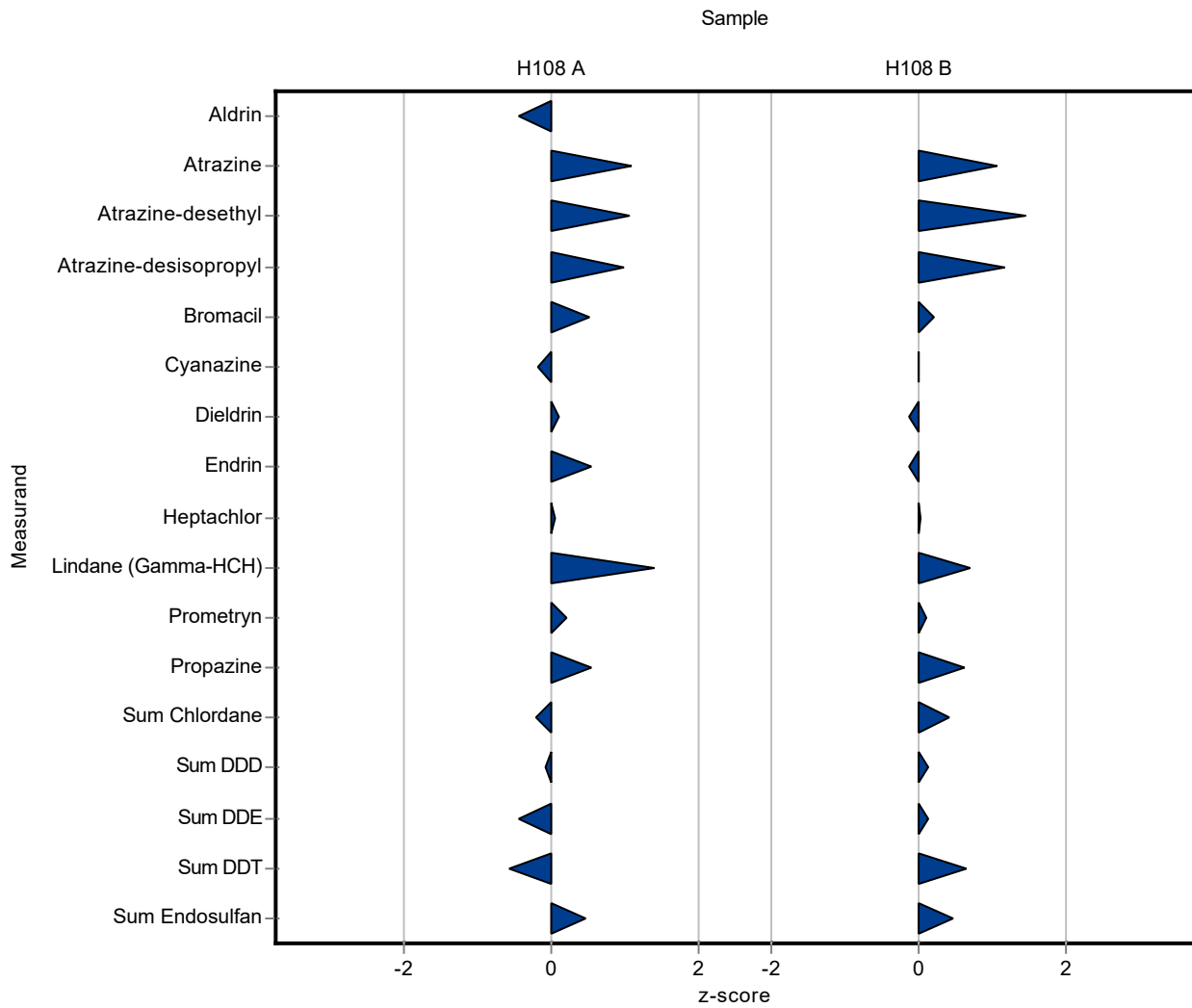
*no evaluation possible, for details please see the respective report

Sample: H108B

Parameter	Unit	Assigned value ± U (k=2)	Result ± U	Criterion	Recovery [%]	z-Score
Acetamiprid	µg/l	0.751 ± 0.0826	- ± -	0.109	-	-
Aldrin	µg/l	- ± -	0.014 ± 0.003	-	-	-

Parameter	Unit	Assigned value ± U (k=2)	Result ± U	Criterion	Recovery [%]	z-Score
Atrazine	µg/l	0.789 ± 0.0267	0.881 ± 0.106	0.0868	112	1.06
Atrazine-desethyl	µg/l	0.459 ± 0.043	0.539 ± 0.113	0.0551	117	1.45
Atrazine-desisopropyl	µg/l	0.602 ± 0.0474	0.702 ± 0.105	0.0843	117	1.18
Bromacil	µg/l	0.386 ± 0.0395	0.397 ± 0.087	0.054	103	0.21
Clothianidin	µg/l	0.416 ± 0.0568	- ± -	0.0458	-	-
Cyanazine	µg/l	0.224 ± 0.0254	0.224 ± 0.045	0.0313	100	0.01
Dieldrin	µg/l	0.379 ± 0.0162	0.368 ± 0.07	0.0872	97.1	-0.13
Dinotefurane	µg/l	- ± -	- ± -	-	-	-
Endrin	µg/l	0.424 ± 0.0371	0.415 ± 0.079	0.0763	97.9	-0.12
Heptachlor	µg/l	0.112 ± 0.0268	0.114 ± 0.019	0.0516	102	0.04
Imidacloprid	µg/l	0.24 ± 0.0413	- ± -	0.036	-	-
Lindane (Gamma-HCH)	µg/l	0.458 ± 0.0252	0.523 ± 0.068	0.0916	114	0.71
Nitenpyram	µg/l	- ± -	- ± -	-	-	-
Prometryn	µg/l	0.435 ± 0.0146	0.441 ± 0.088	0.0565	101	0.11
Propazine	µg/l	0.36 ± 0.0175	0.389 ± 0.078	0.0468	108	0.62
Sum Chlordane	µg/l	0.067 ± 0.00744	0.0754 ± 0.019	0.0201	113	0.42
Sum DDD	µg/l	0.656 ± 0.0515	0.687 ± 0.103	0.243	105	0.13
Sum DDE	µg/l	0.549* ± 0.0998	0.573 ± 0.086	-	-	-
Sum DDT	µg/l	0.197* ± 0.0268	0.248 ± 0.025	-	-	-
Sum Endosulfan	µg/l	0.544 ± 0.128	0.646 ± 0.097	0.223	119	0.46
Thiacloprid	µg/l	0.67 ± 0.0826	- ± -	0.0938	-	-
Thiamethoxam	µg/l	0.121 ± 0.00844	- ± -	0.0206	-	-

*no evaluation possible, for details please see the respective report



Sample: H108A

Parameter	Unit	Assigned value ± U (k=2)	Result ± U	Criterion	Recovery [%]	En-Score
Acetamiprid	µg/l	0.39 ± 0.0233	- ± -	0.0284	-	-
Aldrin	µg/l	0.256* ± 0.0385	0.206 ± 0.026	-	-	-
Atrazine	µg/l	0.406 ± 0.0195	0.454 ± 0.054	0.0446	112	0.44
Atrazine-desethyl	µg/l	0.484 ± 0.0264	0.547 ± 0.115	0.0581	113	0.27
Atrazine-desisopropyl	µg/l	0.644 ± 0.0532	0.734 ± 0.11	0.0902	114	0.40
Bromacil	µg/l	0.234 ± 0.0141	0.251 ± 0.055	0.0328	107	0.15
Clothianidin	µg/l	0.209 ± 0.0279	- ± -	0.023	-	-
Cyanazine	µg/l	1.01 ± 0.124	0.985 ± 0.197	0.141	97.5	-0.06
Dieldrin	µg/l	0.405 ± 0.0315	0.416 ± 0.079	0.0932	103	0.07
Dinotefurane	µg/l	- ± -	- ± -	-	-	-
Endrin	µg/l	0.184 ± 0.0299	0.202 ± 0.038	0.0331	110	0.22
Heptachlor	µg/l	0.437 ± 0.136	0.446 ± 0.076	0.201	102	0.04
Imidacloprid	µg/l	0.468 ± 0.028	- ± -	0.0702	-	-
Lindane (Gamma-HCH)	µg/l	0.226 ± 0.0374	0.29 ± 0.038	0.0452	128	0.76
Nitenpyram	µg/l	- ± -	- ± -	-	-	-
Prometryn	µg/l	0.411 ± 0.0166	0.422 ± 0.084	0.0534	103	0.07
Propazine	µg/l	0.183 ± 0.0089	0.196 ± 0.039	0.0238	107	0.17
Sum Chlordane	µg/l	0.183 ± 0.0204	0.171 ± 0.043	0.0549	93.4	-0.14
Sum DDD	µg/l	0.842 ± 0.0967	0.819 ± 0.123	0.311	97.3	-0.09
Sum DDE	µg/l	0.401* ± 0.0683	0.337 ± 0.051	-	-	-
Sum DDT	µg/l	0.241* ± 0.0581	0.187 ± 0.019	-	-	-
Sum Endosulfan	µg/l	0.819 ± 0.139	0.976 ± 0.146	0.336	119	0.48
Thiacloprid	µg/l	0.434 ± 0.0514	- ± -	0.0608	-	-
Thiamethoxam	µg/l	0.524 ± 0.122	- ± -	0.0892	-	-

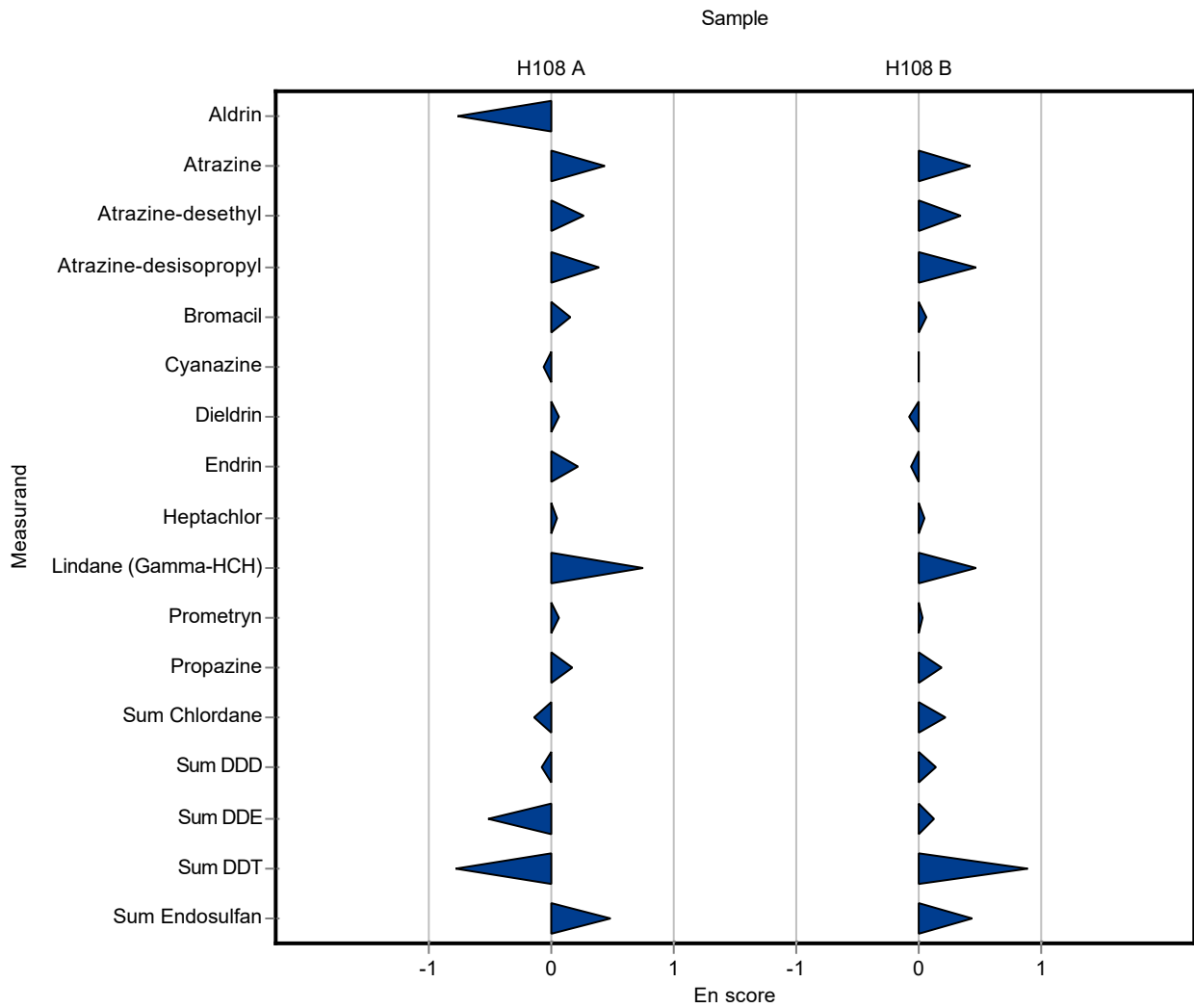
*no evaluation possible, for details please see the respective report

Sample: H108B

Parameter	Unit	Assigned value ± U (k=2)	Result ± U	Criterion	Recovery [%]	En-Score
Acetamiprid	µg/l	0.751 ± 0.0826	- ± -	0.109	-	-
Aldrin	µg/l	- ± -	0.014 ± 0.003	-	-	-

Parameter	Unit	Assigned value ± U (k=2)	Result ± U	Criterion Recovery	En-Score	En-Score [%]
Atrazine	µg/l	0.789 ± 0.0267	0.881 ± 0.106	0.0868	112	0.43
Atrazine-desethyl	µg/l	0.459 ± 0.043	0.539 ± 0.113	0.0551	117	0.35
Atrazine-desisopropyl	µg/l	0.602 ± 0.0474	0.702 ± 0.105	0.0843	117	0.46
Bromacil	µg/l	0.386 ± 0.0395	0.397 ± 0.087	0.054	103	0.06
Clothianidin	µg/l	0.416 ± 0.0568	- ± -	0.0458	-	-
Cyanazine	µg/l	0.224 ± 0.0254	0.224 ± 0.045	0.0313	100	0.00
Dieldrin	µg/l	0.379 ± 0.0162	0.368 ± 0.07	0.0872	97.1	-0.08
Dinotefurane	µg/l	- ± -	- ± -	-	-	-
Endrin	µg/l	0.424 ± 0.0371	0.415 ± 0.079	0.0763	97.9	-0.06
Heptachlor	µg/l	0.112 ± 0.0268	0.114 ± 0.019	0.0516	102	0.04
Imidacloprid	µg/l	0.24 ± 0.0413	- ± -	0.036	-	-
Lindane (Gamma-HCH)	µg/l	0.458 ± 0.0252	0.523 ± 0.068	0.0916	114	0.47
Nitenpyram	µg/l	- ± -	- ± -	-	-	-
Prometryn	µg/l	0.435 ± 0.0146	0.441 ± 0.088	0.0565	101	0.04
Propazine	µg/l	0.36 ± 0.0175	0.389 ± 0.078	0.0468	108	0.18
Sum Chlordane	µg/l	0.067 ± 0.00744	0.0754 ± 0.019	0.0201	113	0.22
Sum DDD	µg/l	0.656 ± 0.0515	0.687 ± 0.103	0.243	105	0.15
Sum DDE	µg/l	0.549* ± 0.0998	0.573 ± 0.086	-	-	-
Sum DDT	µg/l	0.197* ± 0.0268	0.248 ± 0.025	-	-	-
Sum Endosulfan	µg/l	0.544 ± 0.128	0.646 ± 0.097	0.223	119	0.44
Thiacloprid	µg/l	0.67 ± 0.0826	- ± -	0.0938	-	-
Thiamethoxam	µg/l	0.121 ± 0.00844	- ± -	0.0206	-	-

*no evaluation possible, for details please see the respective report



Sample: H108A

Parameter	Unit	Assigned value ± U (k=2)	Result ± U	Criterion	Recovery [%]	z-Score
Acetamiprid	µg/l	0.39 ± 0.0233	- ± -	0.0284	-	-
Aldrin	µg/l	0.256* ± 0.0385	0.013 ± 0.006	-	-	-
Atrazine	µg/l	0.406 ± 0.0195	0.239 ± 0.105	0.0446	58.9	-3.74
Atrazine-desethyl	µg/l	0.484 ± 0.0264	0.412 ± 0.181	0.0581	85.1	-1.24
Atrazine-desisopropyl	µg/l	0.644 ± 0.0532	- ± -	0.0902	-	-
Bromacil	µg/l	0.234 ± 0.0141	- ± -	0.0328	-	-
Clothianidin	µg/l	0.209 ± 0.0279	- ± -	0.023	-	-
Cyanazine	µg/l	1.01 ± 0.124	1.243 ± 0.547	0.141	123	1.65
Dieldrin	µg/l	0.405 ± 0.0315	0.091 ± 0.04	0.0932	22.5	-3.37
Dinotefurane	µg/l	- ± -	- ± -	-	-	-
Endrin	µg/l	0.184 ± 0.0299	- ± -	0.0331	-	-
Heptachlor	µg/l	0.437 ± 0.136	0.06 ± 0.026	0.201	13.7	-1.88
Imidacloprid	µg/l	0.468 ± 0.028	- ± -	0.0702	-	-
Lindane (Gamma-HCH)	µg/l	0.226 ± 0.0374	0.1 ± 0.044	0.0452	44.3	-2.79
Nitenpyram	µg/l	- ± -	- ± -	-	-	-
Prometryn	µg/l	0.411 ± 0.0166	0.375 ± 0.165	0.0534	91.3	-0.67
Propazine	µg/l	0.183 ± 0.0089	- ± -	0.0238	-	-
Sum Chlordane	µg/l	0.183 ± 0.0204	- ± -	0.0549	-	-
Sum DDD	µg/l	0.842 ± 0.0967	- ± -	0.311	-	-
Sum DDE	µg/l	0.401* ± 0.0683	- ± -	-	-	-
Sum DDT	µg/l	0.241* ± 0.0581	- ± -	-	-	-
Sum Endosulfan	µg/l	0.819 ± 0.139	0.45 ± 0.198	0.336	54.9	-1.10
Thiacloprid	µg/l	0.434 ± 0.0514	- ± -	0.0608	-	-
Thiamethoxam	µg/l	0.524 ± 0.122	- ± -	0.0892	-	-

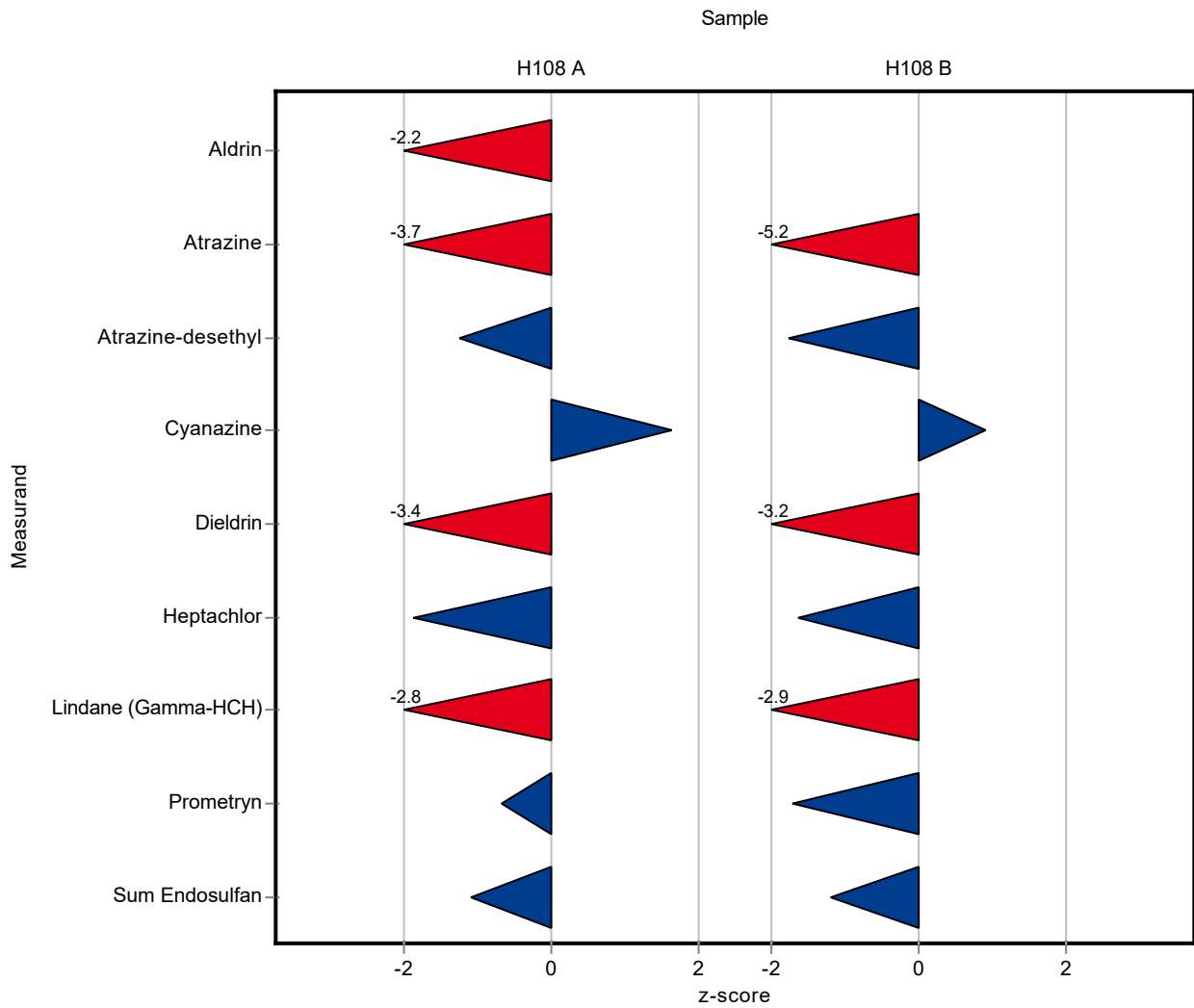
*no evaluation possible, for details please see the respective report

Sample: H108B

Parameter	Unit	Assigned value ± U (k=2)	Result ± U	Criterion	Recovery [%]	z-Score
Acetamiprid	µg/l	0.751 ± 0.0826	- ± -	0.109	-	-
Aldrin	µg/l	- ± -	- ± -	-	-	-

Parameter	Unit	Assigned value ± U (k=2)	Result ± U	Criterion	Recovery [%]	z-Score
Atrazine	µg/l	0.789 ± 0.0267	0.342 ± 0.15	0.0868	43.3	-5.15
Atrazine-desethyl	µg/l	0.459 ± 0.043	0.362 ± 0.159	0.0551	78.9	-1.76
Atrazine-desisopropyl	µg/l	0.602 ± 0.0474	- ± -	0.0843	-	-
Bromacil	µg/l	0.386 ± 0.0395	- ± -	0.054	-	-
Clothianidin	µg/l	0.416 ± 0.0568	- ± -	0.0458	-	-
Cyanazine	µg/l	0.224 ± 0.0254	0.252 ± 0.111	0.0313	113	0.90
Dieldrin	µg/l	0.379 ± 0.0162	0.097 ± 0.043	0.0872	25.6	-3.24
Dinotefurane	µg/l	- ± -	- ± -	-	-	-
Endrin	µg/l	0.424 ± 0.0371	- ± -	0.0763	-	-
Heptachlor	µg/l	0.112 ± 0.0268	0.027 ± 0.012	0.0516	24.1	-1.65
Imidacloprid	µg/l	0.24 ± 0.0413	- ± -	0.036	-	-
Lindane (Gamma-HCH)	µg/l	0.458 ± 0.0252	0.194 ± 0.085	0.0916	42.4	-2.88
Nitenpyram	µg/l	- ± -	- ± -	-	-	-
Prometryn	µg/l	0.435 ± 0.0146	0.338 ± 0.149	0.0565	77.8	-1.71
Propazine	µg/l	0.36 ± 0.0175	- ± -	0.0468	-	-
Sum Chlordane	µg/l	0.067 ± 0.00744	- ± -	0.0201	-	-
Sum DDD	µg/l	0.656 ± 0.0515	- ± -	0.243	-	-
Sum DDE	µg/l	0.549* ± 0.0998	- ± -	-	-	-
Sum DDT	µg/l	0.197* ± 0.0268	- ± -	-	-	-
Sum Endosulfan	µg/l	0.544 ± 0.128	0.279 ± 0.123	0.223	51.3	-1.19
Thiacloprid	µg/l	0.67 ± 0.0826	- ± -	0.0938	-	-
Thiamethoxam	µg/l	0.121 ± 0.00844	- ± -	0.0206	-	-

*no evaluation possible, for details please see the respective report



Sample: H108A

Parameter	Unit	Assigned value ± U (k=2)	Result ± U	Criterion	Recovery [%]	En-Score
Acetamiprid	µg/l	0.39 ± 0.0233	- ± -	0.0284	-	-
Aldrin	µg/l	0.256* ± 0.0385	0.013 ± 0.006	-	-	-
Atrazine	µg/l	0.406 ± 0.0195	0.239 ± 0.105	0.0446	58.9	-0.79
Atrazine-desethyl	µg/l	0.484 ± 0.0264	0.412 ± 0.181	0.0581	85.1	-0.20
Atrazine-desisopropyl	µg/l	0.644 ± 0.0532	- ± -	0.0902	-	-
Bromacil	µg/l	0.234 ± 0.0141	- ± -	0.0328	-	-
Clothianidin	µg/l	0.209 ± 0.0279	- ± -	0.023	-	-
Cyanazine	µg/l	1.01 ± 0.124	1.243 ± 0.547	0.141	123	0.21
Dieldrin	µg/l	0.405 ± 0.0315	0.091 ± 0.04	0.0932	22.5	-3.66
Dinotefurane	µg/l	- ± -	- ± -	-	-	-
Endrin	µg/l	0.184 ± 0.0299	- ± -	0.0331	-	-
Heptachlor	µg/l	0.437 ± 0.136	0.06 ± 0.026	0.201	13.7	-2.59
Imidacloprid	µg/l	0.468 ± 0.028	- ± -	0.0702	-	-
Lindane (Gamma-HCH)	µg/l	0.226 ± 0.0374	0.1 ± 0.044	0.0452	44.3	-1.32
Nitenpyram	µg/l	- ± -	- ± -	-	-	-
Prometryn	µg/l	0.411 ± 0.0166	0.375 ± 0.165	0.0534	91.3	-0.11
Propazine	µg/l	0.183 ± 0.0089	- ± -	0.0238	-	-
Sum Chlordane	µg/l	0.183 ± 0.0204	- ± -	0.0549	-	-
Sum DDD	µg/l	0.842 ± 0.0967	- ± -	0.311	-	-
Sum DDE	µg/l	0.401* ± 0.0683	- ± -	-	-	-
Sum DDT	µg/l	0.241* ± 0.0581	- ± -	-	-	-
Sum Endosulfan	µg/l	0.819 ± 0.139	0.45 ± 0.198	0.336	54.9	-0.88
Thiacloprid	µg/l	0.434 ± 0.0514	- ± -	0.0608	-	-
Thiamethoxam	µg/l	0.524 ± 0.122	- ± -	0.0892	-	-

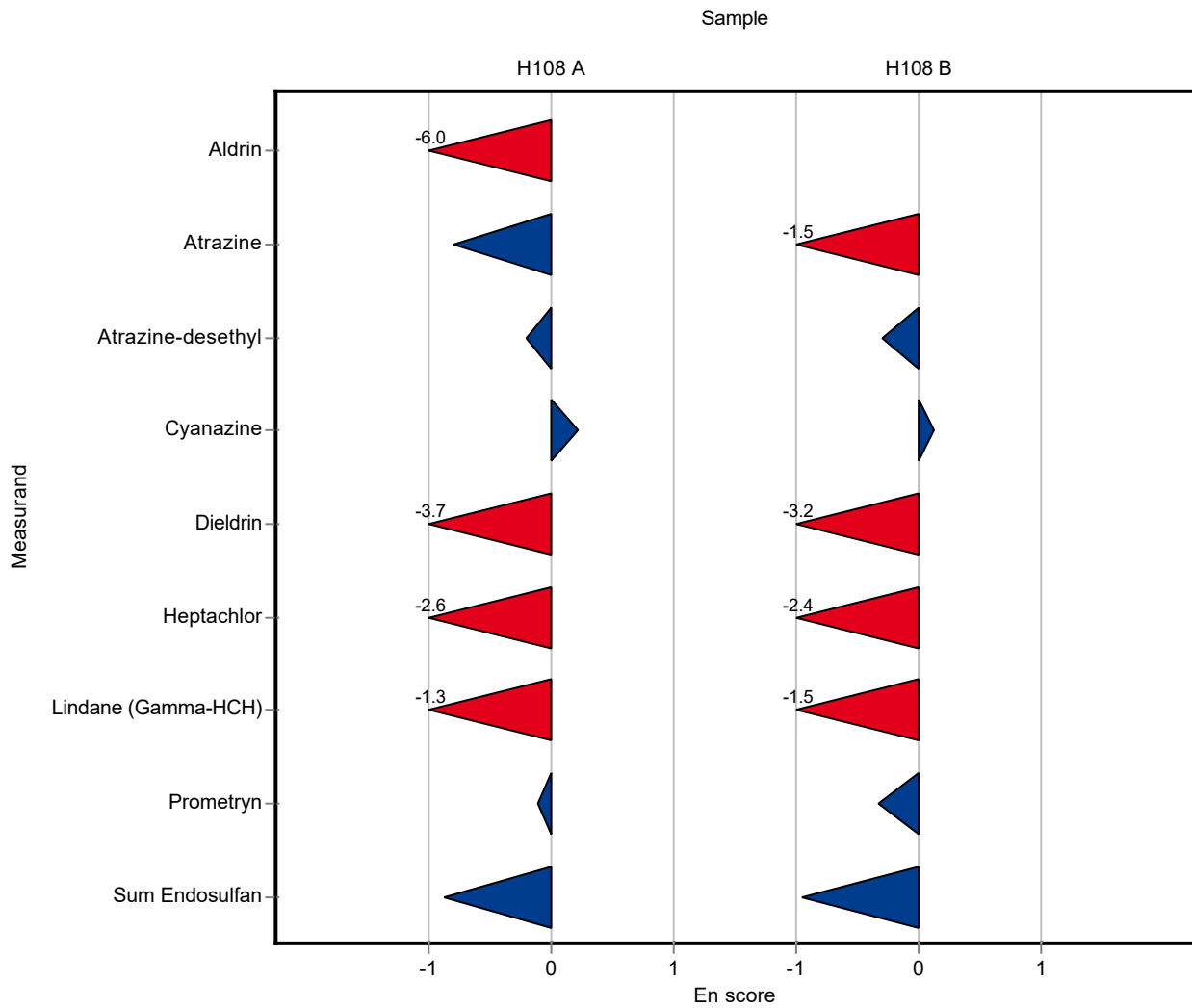
*no evaluation possible, for details please see the respective report

Sample: H108B

Parameter	Unit	Assigned value ± U (k=2)	Result ± U	Criterion	Recovery [%]	En-Score
Acetamiprid	µg/l	0.751 ± 0.0826	- ± -	0.109	-	-
Aldrin	µg/l	- ± -	- ± -	-	-	-

Parameter	Unit	Assigned value ± U (k=2)	Result ± U	Criterion	Recovery [%]	En-Score
Atrazine	µg/l	0.789 ± 0.0267	0.342 ± 0.15	0.0868	43.3	-1.48
Atrazine-desethyl	µg/l	0.459 ± 0.043	0.362 ± 0.159	0.0551	78.9	-0.30
Atrazine-desisopropyl	µg/l	0.602 ± 0.0474	- ± -	0.0843	-	-
Bromacil	µg/l	0.386 ± 0.0395	- ± -	0.054	-	-
Clothianidin	µg/l	0.416 ± 0.0568	- ± -	0.0458	-	-
Cyanazine	µg/l	0.224 ± 0.0254	0.252 ± 0.111	0.0313	113	0.13
Dieldrin	µg/l	0.379 ± 0.0162	0.097 ± 0.043	0.0872	25.6	-3.22
Dinotefurane	µg/l	- ± -	- ± -	-	-	-
Endrin	µg/l	0.424 ± 0.0371	- ± -	0.0763	-	-
Heptachlor	µg/l	0.112 ± 0.0268	0.027 ± 0.012	0.0516	24.1	-2.37
Imidacloprid	µg/l	0.24 ± 0.0413	- ± -	0.036	-	-
Lindane (Gamma-HCH)	µg/l	0.458 ± 0.0252	0.194 ± 0.085	0.0916	42.4	-1.54
Nitenpyram	µg/l	- ± -	- ± -	-	-	-
Prometryn	µg/l	0.435 ± 0.0146	0.338 ± 0.149	0.0565	77.8	-0.32
Propazine	µg/l	0.36 ± 0.0175	- ± -	0.0468	-	-
Sum Chlordane	µg/l	0.067 ± 0.00744	- ± -	0.0201	-	-
Sum DDD	µg/l	0.656 ± 0.0515	- ± -	0.243	-	-
Sum DDE	µg/l	0.549* ± 0.0998	- ± -	-	-	-
Sum DDT	µg/l	0.197* ± 0.0268	- ± -	-	-	-
Sum Endosulfan	µg/l	0.544 ± 0.128	0.279 ± 0.123	0.223	51.3	-0.95
Thiacloprid	µg/l	0.67 ± 0.0826	- ± -	0.0938	-	-
Thiamethoxam	µg/l	0.121 ± 0.00844	- ± -	0.0206	-	-

*no evaluation possible, for details please see the respective report



Sample: H108A

Parameter	Unit	Assigned value ± U (k=2)	Result ± U	Criterion	Recovery [%]	z-Score
Acetamiprid	µg/l	0.39 ± 0.0233	0.397 ± 0.06	0.0284	102	0.26
Aldrin	µg/l	0.256* ± 0.0385	0.319 ± 0.048	-	-	-
Atrazine	µg/l	0.406 ± 0.0195	0.381 ± 0.057	0.0446	93.9	-0.55
Atrazine-desethyl	µg/l	0.484 ± 0.0264	0.504 ± 0.076	0.0581	104	0.34
Atrazine-desisopropyl	µg/l	0.644 ± 0.0532	0.649 ± 0.097	0.0902	101	0.05
Bromacil	µg/l	0.234 ± 0.0141	0.241 ± 0.036	0.0328	103	0.21
Clothianidin	µg/l	0.209 ± 0.0279	0.184 ± 0.028	0.023	88	-1.09
Cyanazine	µg/l	1.01 ± 0.124	0.824 ± 0.124	0.141	81.6	-1.31
Dieldrin	µg/l	0.405 ± 0.0315	0.464 ± 0.07	0.0932	114	0.63
Dinotefurane	µg/l	- ± -	- ± -	-	-	-
Endrin	µg/l	0.184 ± 0.0299	0.245 ± 0.037	0.0331	133	1.84
Heptachlor	µg/l	0.437 ± 0.136	0.589 ± 0.088	0.201	135	0.76
Imidacloprid	µg/l	0.468 ± 0.028	0.486 ± 0.073	0.0702	104	0.26
Lindane (Gamma-HCH)	µg/l	0.226 ± 0.0374	0.276 ± 0.041	0.0452	122	1.11
Nitenpyram	µg/l	- ± -	- ± -	-	-	-
Prometryn	µg/l	0.411 ± 0.0166	0.42 ± 0.063	0.0534	102	0.18
Propazine	µg/l	0.183 ± 0.0089	0.171 ± 0.026	0.0238	93.6	-0.49
Sum Chlordane	µg/l	0.183 ± 0.0204	0.223 ± 0.034	0.0549	122	0.72
Sum DDD	µg/l	0.842 ± 0.0967	- ± -	0.311	-	-
Sum DDE	µg/l	0.401* ± 0.0683	0.467 ± 0.07	-	-	-
Sum DDT	µg/l	0.241* ± 0.0581	0.293 ± 0.044	-	-	-
Sum Endosulfan	µg/l	0.819 ± 0.139	0.883 ± 0.132	0.336	108	0.19
Thiacloprid	µg/l	0.434 ± 0.0514	0.325 ± 0.049	0.0608	74.9	-1.80
Thiamethoxam	µg/l	0.524 ± 0.122	0.543 ± 0.081	0.0892	104	0.21

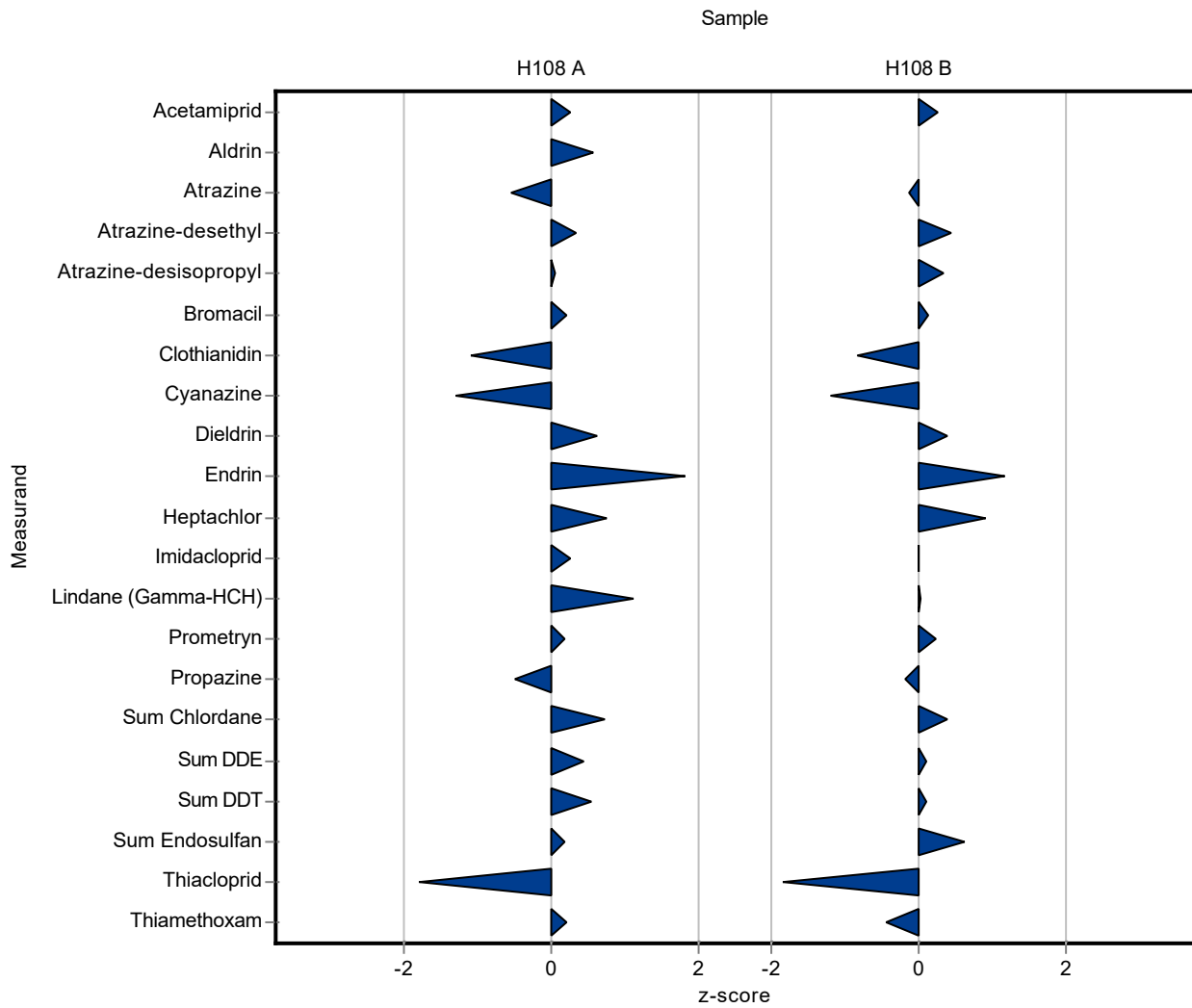
*no evaluation possible, for details please see the respective report

Sample: H108B

Parameter	Unit	Assigned value ± U (k=2)	Result ± U	Criterion	Recovery [%]	z-Score
Acetamiprid	µg/l	0.751 ± 0.0826	0.78 ± 0.117	0.109	104	0.27
Aldrin	µg/l	- ± -	<0.03 (LOQ) ± -	-	-	-

Parameter	Unit	Assigned value ± U (k=2)	Result ± U	Criterion	Recovery [%]	z-Score
Atrazine	µg/l	0.789 ± 0.0267	0.778 ± 0.117	0.0868	98.6	-0.13
Atrazine-desethyl	µg/l	0.459 ± 0.043	0.483 ± 0.072	0.0551	105	0.44
Atrazine-desisopropyl	µg/l	0.602 ± 0.0474	0.631 ± 0.095	0.0843	105	0.34
Bromacil	µg/l	0.386 ± 0.0395	0.393 ± 0.059	0.054	102	0.14
Clothianidin	µg/l	0.416 ± 0.0568	0.378 ± 0.057	0.0458	90.8	-0.84
Cyanazine	µg/l	0.224 ± 0.0254	0.186 ± 0.028	0.0313	83.1	-1.21
Dieldrin	µg/l	0.379 ± 0.0162	0.414 ± 0.062	0.0872	109	0.40
Dinotefurane	µg/l	- ± -	- ± -	-	-	-
Endrin	µg/l	0.424 ± 0.0371	0.514 ± 0.077	0.0763	121	1.18
Heptachlor	µg/l	0.112 ± 0.0268	0.159 ± 0.024	0.0516	142	0.91
Imidacloprid	µg/l	0.24 ± 0.0413	0.24 ± 0.036	0.036	100	0.01
Lindane (Gamma-HCH)	µg/l	0.458 ± 0.0252	0.46 ± 0.069	0.0916	100	0.02
Nitenpyram	µg/l	- ± -	- ± -	-	-	-
Prometryn	µg/l	0.435 ± 0.0146	0.448 ± 0.067	0.0565	103	0.24
Propazine	µg/l	0.36 ± 0.0175	0.351 ± 0.053	0.0468	97.5	-0.19
Sum Chlordane	µg/l	0.067 ± 0.00744	0.075 ± 0.011	0.0201	112	0.40
Sum DDD	µg/l	0.656 ± 0.0515	- ± -	0.243	-	-
Sum DDE	µg/l	0.549* ± 0.0998	0.57 ± 0.086	-	-	-
Sum DDT	µg/l	0.197* ± 0.0268	0.206 ± 0.031	-	-	-
Sum Endosulfan	µg/l	0.544 ± 0.128	0.682 ± 0.102	0.223	125	0.62
Thiacloprid	µg/l	0.67 ± 0.0826	0.496 ± 0.074	0.0938	74.1	-1.85
Thiamethoxam	µg/l	0.121 ± 0.00844	0.112 ± 0.017	0.0206	92.5	-0.44

*no evaluation possible, for details please see the respective report



Sample: H108A

Parameter	Unit	Assigned value ± U (k=2)	Result ± U	Criterion	Recovery [%]	En-Score
Acetamiprid	µg/l	0.39 ± 0.0233	0.397 ± 0.06	0.0284	102	0.06
Aldrin	µg/l	0.256* ± 0.0385	0.319 ± 0.048	-	-	-
Atrazine	µg/l	0.406 ± 0.0195	0.381 ± 0.057	0.0446	93.9	-0.21
Atrazine-desethyl	µg/l	0.484 ± 0.0264	0.504 ± 0.076	0.0581	104	0.13
Atrazine-desisopropyl	µg/l	0.644 ± 0.0532	0.649 ± 0.097	0.0902	101	0.02
Bromacil	µg/l	0.234 ± 0.0141	0.241 ± 0.036	0.0328	103	0.10
Clothianidin	µg/l	0.209 ± 0.0279	0.184 ± 0.028	0.023	88	-0.40
Cyanazine	µg/l	1.01 ± 0.124	0.824 ± 0.124	0.141	81.6	-0.67
Dieldrin	µg/l	0.405 ± 0.0315	0.464 ± 0.07	0.0932	114	0.41
Dinotefurane	µg/l	- ± -	- ± -	-	-	-
Endrin	µg/l	0.184 ± 0.0299	0.245 ± 0.037	0.0331	133	0.76
Heptachlor	µg/l	0.437 ± 0.136	0.589 ± 0.088	0.201	135	0.68
Imidacloprid	µg/l	0.468 ± 0.028	0.486 ± 0.073	0.0702	104	0.12
Lindane (Gamma-HCH)	µg/l	0.226 ± 0.0374	0.276 ± 0.041	0.0452	122	0.56
Nitenpyram	µg/l	- ± -	- ± -	-	-	-
Prometryn	µg/l	0.411 ± 0.0166	0.42 ± 0.063	0.0534	102	0.07
Propazine	µg/l	0.183 ± 0.0089	0.171 ± 0.026	0.0238	93.6	-0.22
Sum Chlordane	µg/l	0.183 ± 0.0204	0.223 ± 0.034	0.0549	122	0.56
Sum DDD	µg/l	0.842 ± 0.0967	- ± -	0.311	-	-
Sum DDE	µg/l	0.401* ± 0.0683	0.467 ± 0.07	-	-	-
Sum DDT	µg/l	0.241* ± 0.0581	0.293 ± 0.044	-	-	-
Sum Endosulfan	µg/l	0.819 ± 0.139	0.883 ± 0.132	0.336	108	0.21
Thiacloprid	µg/l	0.434 ± 0.0514	0.325 ± 0.049	0.0608	74.9	-0.99
Thiamethoxam	µg/l	0.524 ± 0.122	0.543 ± 0.081	0.0892	104	0.09

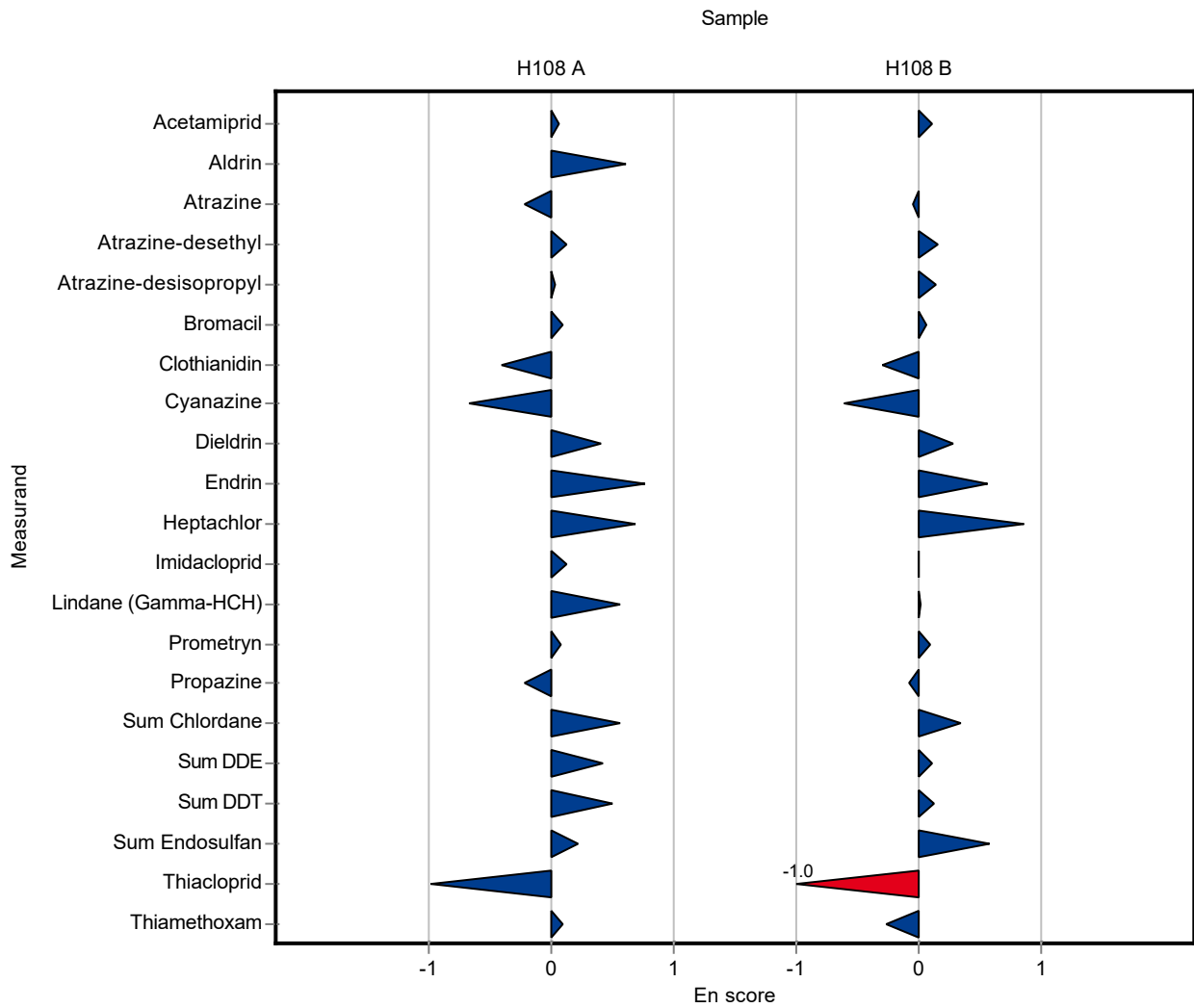
*no evaluation possible, for details please see the respective report

Sample: H108B

Parameter	Unit	Assigned value ± U (k=2)	Result ± U	Criterion	Recovery [%]	En-Score
Acetamiprid	µg/l	0.751 ± 0.0826	0.78 ± 0.117	0.109	104	0.12
Aldrin	µg/l	- ± -	<0.03 (LOQ) ± -	-	-	-

Parameter	Unit	Assigned value ± U (k=2)	Result ± U	Criterion	Recovery [%]	En-Score
Atrazine	µg/l	0.789 ± 0.0267	0.778 ± 0.117	0.0868	98.6	-0.05
Atrazine-desethyl	µg/l	0.459 ± 0.043	0.483 ± 0.072	0.0551	105	0.16
Atrazine-desisopropyl	µg/l	0.602 ± 0.0474	0.631 ± 0.095	0.0843	105	0.15
Bromacil	µg/l	0.386 ± 0.0395	0.393 ± 0.059	0.054	102	0.06
Clothianidin	µg/l	0.416 ± 0.0568	0.378 ± 0.057	0.0458	90.8	-0.30
Cyanazine	µg/l	0.224 ± 0.0254	0.186 ± 0.028	0.0313	83.1	-0.61
Dieldrin	µg/l	0.379 ± 0.0162	0.414 ± 0.062	0.0872	109	0.28
Dinotefurane	µg/l	- ± -	- ± -	-	-	-
Endrin	µg/l	0.424 ± 0.0371	0.514 ± 0.077	0.0763	121	0.57
Heptachlor	µg/l	0.112 ± 0.0268	0.159 ± 0.024	0.0516	142	0.85
Imidacloprid	µg/l	0.24 ± 0.0413	0.24 ± 0.036	0.036	100	0.00
Lindane (Gamma-HCH)	µg/l	0.458 ± 0.0252	0.46 ± 0.069	0.0916	100	0.02
Nitenpyram	µg/l	- ± -	- ± -	-	-	-
Prometryn	µg/l	0.435 ± 0.0146	0.448 ± 0.067	0.0565	103	0.10
Propazine	µg/l	0.36 ± 0.0175	0.351 ± 0.053	0.0468	97.5	-0.08
Sum Chlordane	µg/l	0.067 ± 0.00744	0.075 ± 0.011	0.0201	112	0.34
Sum DDD	µg/l	0.656 ± 0.0515	- ± -	0.243	-	-
Sum DDE	µg/l	0.549* ± 0.0998	0.57 ± 0.086	-	-	-
Sum DDT	µg/l	0.197* ± 0.0268	0.206 ± 0.031	-	-	-
Sum Endosulfan	µg/l	0.544 ± 0.128	0.682 ± 0.102	0.223	125	0.57
Thiacloprid	µg/l	0.67 ± 0.0826	0.496 ± 0.074	0.0938	74.1	-1.02
Thiamethoxam	µg/l	0.121 ± 0.00844	0.112 ± 0.017	0.0206	92.5	-0.26

*no evaluation possible, for details please see the respective report



Sample: H108A

Parameter	Unit	Assigned value ± U (k=2)	Result ± U	Criterion	Recovery [%]	z-Score
Acetamiprid	µg/l	0.39 ± 0.0233	0.425 ± 0.158	0.0284	109	1.24
Aldrin	µg/l	0.256* ± 0.0385	- ± -	-	-	-
Atrazine	µg/l	0.406 ± 0.0195	- ± -	0.0446	-	-
Atrazine-desethyl	µg/l	0.484 ± 0.0264	0.527 ± 0.188	0.0581	109	0.73
Atrazine-desisopropyl	µg/l	0.644 ± 0.0532	0.74 ± 0.246	0.0902	115	1.06
Bromacil	µg/l	0.234 ± 0.0141	0.235 ± 0.096	0.0328	100	0.03
Clothianidin	µg/l	0.209 ± 0.0279	0.273 ± 0.109	0.023	131	2.77
Cyanazine	µg/l	1.01 ± 0.124	- ± -	0.141	-	-
Dieldrin	µg/l	0.405 ± 0.0315	- ± -	0.0932	-	-
Dinotefurane	µg/l	- ± -	- ± -	-	-	-
Endrin	µg/l	0.184 ± 0.0299	- ± -	0.0331	-	-
Heptachlor	µg/l	0.437 ± 0.136	- ± -	0.201	-	-
Imidacloprid	µg/l	0.468 ± 0.028	0.652 ± 0.222	0.0702	139	2.62
Lindane (Gamma-HCH)	µg/l	0.226 ± 0.0374	- ± -	0.0452	-	-
Nitenpyram	µg/l	- ± -	- ± -	-	-	-
Prometryn	µg/l	0.411 ± 0.0166	- ± -	0.0534	-	-
Propazine	µg/l	0.183 ± 0.0089	- ± -	0.0238	-	-
Sum Chlordane	µg/l	0.183 ± 0.0204	- ± -	0.0549	-	-
Sum DDD	µg/l	0.842 ± 0.0967	- ± -	0.311	-	-
Sum DDE	µg/l	0.401* ± 0.0683	- ± -	-	-	-
Sum DDT	µg/l	0.241* ± 0.0581	- ± -	-	-	-
Sum Endosulfan	µg/l	0.819 ± 0.139	- ± -	0.336	-	-
Thiacloprid	µg/l	0.434 ± 0.0514	0.502 ± 0.181	0.0608	116	1.12
Thiamethoxam	µg/l	0.524 ± 0.122	0.731 ± 0.244	0.0892	139	2.32

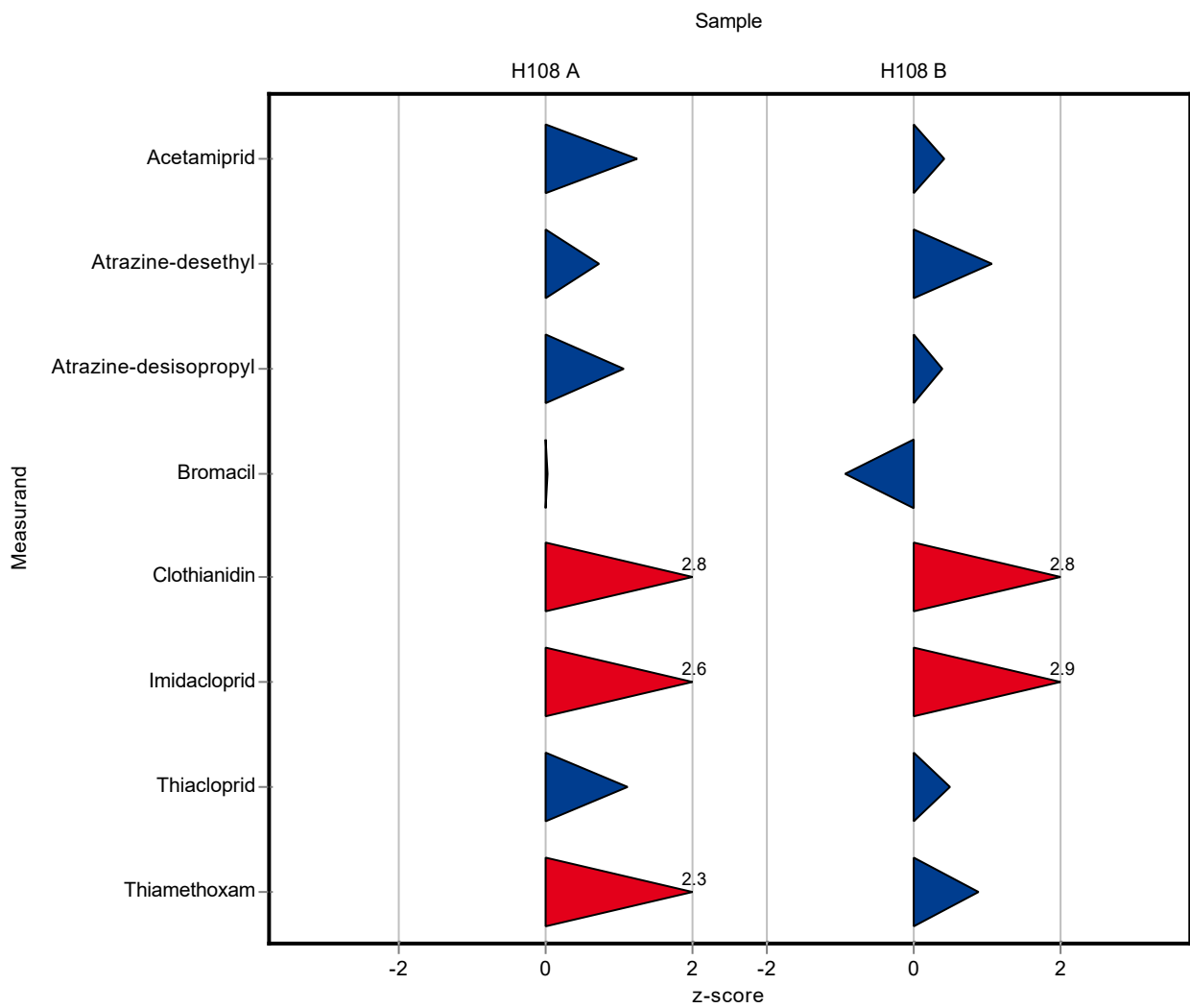
*no evaluation possible, for details please see the respective report

Sample: H108B

Parameter	Unit	Assigned value ± U (k=2)	Result ± U	Criterion	Recovery [%]	z-Score
Acetamiprid	µg/l	0.751 ± 0.0826	0.796 ± 0.261	0.109	106	0.41
Aldrin	µg/l	- ± -	- ± -	-	-	-

Parameter	Unit	Assigned value ± U (k=2)	Result ± U	Criterion	Recovery [%]	z-Score
Atrazine	µg/l	0.789 ± 0.0267	- ± -	0.0868	-	-
Atrazine-desethyl	µg/l	0.459 ± 0.043	0.517 ± 0.185	0.0551	113	1.05
Atrazine-desisopropyl	µg/l	0.602 ± 0.0474	0.635 ± 0.218	0.0843	105	0.39
Bromacil	µg/l	0.386 ± 0.0395	0.335 ± 0.13	0.054	86.9	-0.94
Clothianidin	µg/l	0.416 ± 0.0568	0.544 ± 0.192	0.0458	131	2.79
Cyanazine	µg/l	0.224 ± 0.0254	- ± -	0.0313	-	-
Dieldrin	µg/l	0.379 ± 0.0162	- ± -	0.0872	-	-
Dinotefurane	µg/l	- ± -	- ± -	-	-	-
Endrin	µg/l	0.424 ± 0.0371	- ± -	0.0763	-	-
Heptachlor	µg/l	0.112 ± 0.0268	- ± -	0.0516	-	-
Imidacloprid	µg/l	0.24 ± 0.0413	0.345 ± 0.133	0.036	144	2.93
Lindane (Gamma-HCH)	µg/l	0.458 ± 0.0252	- ± -	0.0916	-	-
Nitenpyram	µg/l	- ± -	- ± -	-	-	-
Prometryn	µg/l	0.435 ± 0.0146	- ± -	0.0565	-	-
Propazine	µg/l	0.36 ± 0.0175	- ± -	0.0468	-	-
Sum Chlordane	µg/l	0.067 ± 0.00744	- ± -	0.0201	-	-
Sum DDD	µg/l	0.656 ± 0.0515	- ± -	0.243	-	-
Sum DDE	µg/l	0.549* ± 0.0998	- ± -	-	-	-
Sum DDT	µg/l	0.197* ± 0.0268	- ± -	-	-	-
Sum Endosulfan	µg/l	0.544 ± 0.128	- ± -	0.223	-	-
Thiacloprid	µg/l	0.67 ± 0.0826	0.715 ± 0.239	0.0938	107	0.48
Thiamethoxam	µg/l	0.121 ± 0.00844	0.139 ± 0.06	0.0206	115	0.87

*no evaluation possible, for details please see the respective report



Sample: H108A

Parameter	Unit	Assigned value ± U (k=2)	Result ± U	Criterion	Recovery [%]	En-Score
Acetamiprid	µg/l	0.39 ± 0.0233	0.425 ± 0.158	0.0284	109	0.11
Aldrin	µg/l	0.256* ± 0.0385	- ± -	-	-	-
Atrazine	µg/l	0.406 ± 0.0195	- ± -	0.0446	-	-
Atrazine-desethyl	µg/l	0.484 ± 0.0264	0.527 ± 0.188	0.0581	109	0.11
Atrazine-desisopropyl	µg/l	0.644 ± 0.0532	0.74 ± 0.246	0.0902	115	0.19
Bromacil	µg/l	0.234 ± 0.0141	0.235 ± 0.096	0.0328	100	0.01
Clothianidin	µg/l	0.209 ± 0.0279	0.273 ± 0.109	0.023	131	0.29
Cyanazine	µg/l	1.01 ± 0.124	- ± -	0.141	-	-
Dieldrin	µg/l	0.405 ± 0.0315	- ± -	0.0932	-	-
Dinotefurane	µg/l	- ± -	- ± -	-	-	-
Endrin	µg/l	0.184 ± 0.0299	- ± -	0.0331	-	-
Heptachlor	µg/l	0.437 ± 0.136	- ± -	0.201	-	-
Imidacloprid	µg/l	0.468 ± 0.028	0.652 ± 0.222	0.0702	139	0.41
Lindane (Gamma-HCH)	µg/l	0.226 ± 0.0374	- ± -	0.0452	-	-
Nitenpyram	µg/l	- ± -	- ± -	-	-	-
Prometryn	µg/l	0.411 ± 0.0166	- ± -	0.0534	-	-
Propazine	µg/l	0.183 ± 0.0089	- ± -	0.0238	-	-
Sum Chlordane	µg/l	0.183 ± 0.0204	- ± -	0.0549	-	-
Sum DDD	µg/l	0.842 ± 0.0967	- ± -	0.311	-	-
Sum DDE	µg/l	0.401* ± 0.0683	- ± -	-	-	-
Sum DDT	µg/l	0.241* ± 0.0581	- ± -	-	-	-
Sum Endosulfan	µg/l	0.819 ± 0.139	- ± -	0.336	-	-
Thiacloprid	µg/l	0.434 ± 0.0514	0.502 ± 0.181	0.0608	116	0.18
Thiamethoxam	µg/l	0.524 ± 0.122	0.731 ± 0.244	0.0892	139	0.41

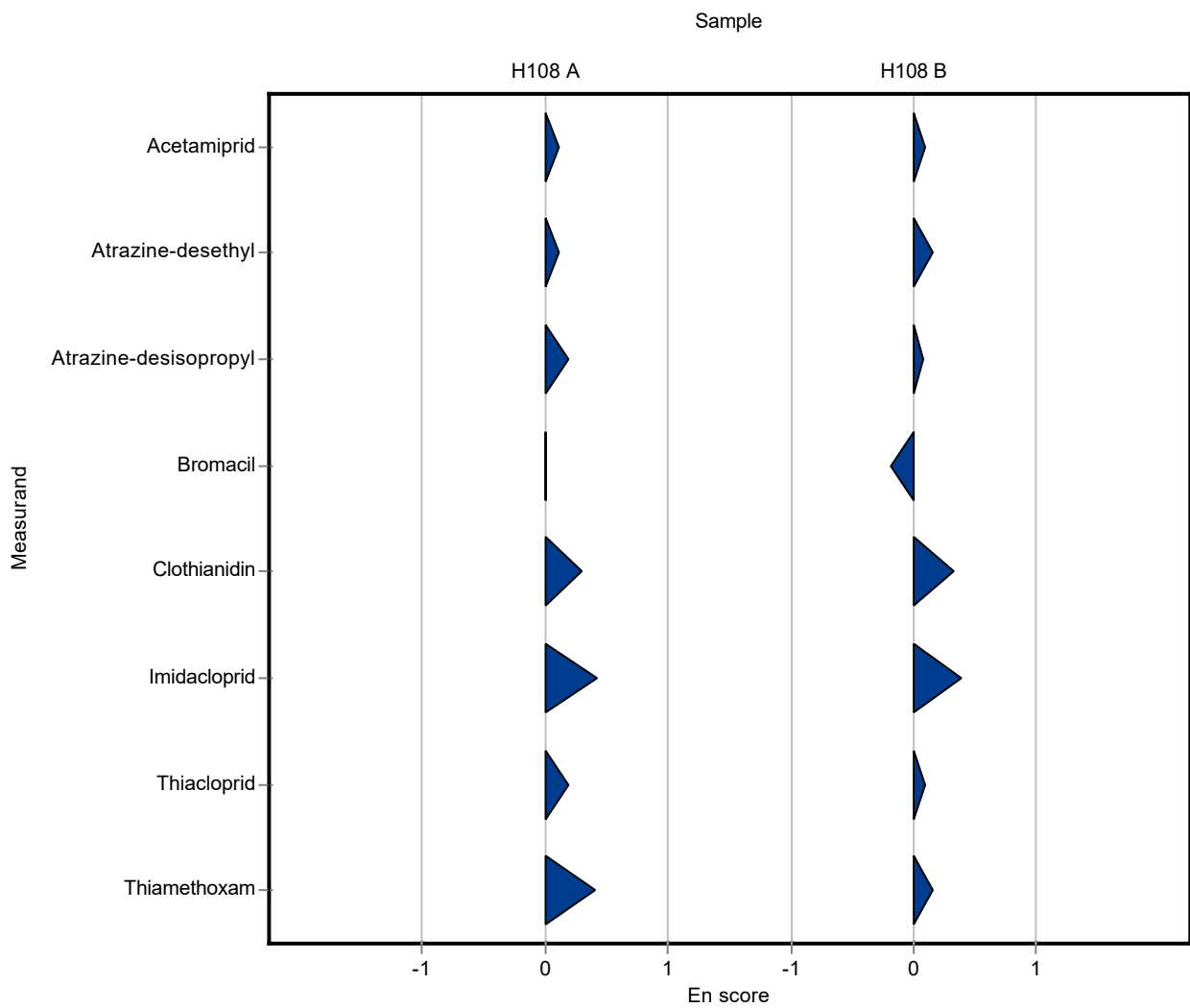
*no evaluation possible, for details please see the respective report

Sample: H108B

Parameter	Unit	Assigned value ± U (k=2)	Result ± U	Criterion	Recovery [%]	En-Score
Acetamiprid	µg/l	0.751 ± 0.0826	0.796 ± 0.261	0.109	106	0.09
Aldrin	µg/l	- ± -	- ± -	-	-	-

Parameter	Unit	Assigned value ± U (k=2)	Result ± U	Criterion Recovery [%]	En-Score
Atrazine	µg/l	0.789 ± 0.0267	- ± -	0.0868	-
Atrazine-desethyl	µg/l	0.459 ± 0.043	0.517 ± 0.185	0.0551	113
Atrazine-desisopropyl	µg/l	0.602 ± 0.0474	0.635 ± 0.218	0.0843	105
Bromacil	µg/l	0.386 ± 0.0395	0.335 ± 0.13	0.054	86.9
Clothianidin	µg/l	0.416 ± 0.0568	0.544 ± 0.192	0.0458	131
Cyanazine	µg/l	0.224 ± 0.0254	- ± -	0.0313	-
Dieldrin	µg/l	0.379 ± 0.0162	- ± -	0.0872	-
Dinotefurane	µg/l	- ± -	- ± -	-	-
Endrin	µg/l	0.424 ± 0.0371	- ± -	0.0763	-
Heptachlor	µg/l	0.112 ± 0.0268	- ± -	0.0516	-
Imidacloprid	µg/l	0.24 ± 0.0413	0.345 ± 0.133	0.036	144
Lindane (Gamma-HCH)	µg/l	0.458 ± 0.0252	- ± -	0.0916	-
Nitenpyram	µg/l	- ± -	- ± -	-	-
Prometryn	µg/l	0.435 ± 0.0146	- ± -	0.0565	-
Propazine	µg/l	0.36 ± 0.0175	- ± -	0.0468	-
Sum Chlordane	µg/l	0.067 ± 0.00744	- ± -	0.0201	-
Sum DDD	µg/l	0.656 ± 0.0515	- ± -	0.243	-
Sum DDE	µg/l	0.549* ± 0.0998	- ± -	-	-
Sum DDT	µg/l	0.197* ± 0.0268	- ± -	-	-
Sum Endosulfan	µg/l	0.544 ± 0.128	- ± -	0.223	-
Thiacloprid	µg/l	0.67 ± 0.0826	0.715 ± 0.239	0.0938	107
Thiamethoxam	µg/l	0.121 ± 0.00844	0.139 ± 0.06	0.0206	115

*no evaluation possible, for details please see the respective report



Sample: H108A

Parameter	Unit	Assigned value ± U (k=2)	Result ± U	Criterion	Recovery [%]	z-Score
Acetamiprid	µg/l	0.39 ± 0.0233	- ± -	0.0284	-	-
Aldrin	µg/l	0.256* ± 0.0385	- ± -	-	-	-
Atrazine	µg/l	0.406 ± 0.0195	0.426 ± 0.081	0.0446	105	0.45
Atrazine-desethyl	µg/l	0.484 ± 0.0264	0.494 ± 0.133	0.0581	102	0.17
Atrazine-desisopropyl	µg/l	0.644 ± 0.0532	0.656 ± 0.059	0.0902	102	0.13
Bromacil	µg/l	0.234 ± 0.0141	- ± -	0.0328	-	-
Clothianidin	µg/l	0.209 ± 0.0279	0.223 ± 0.056	0.023	107	0.60
Cyanazine	µg/l	1.01 ± 0.124	- ± -	0.141	-	-
Dieldrin	µg/l	0.405 ± 0.0315	- ± -	0.0932	-	-
Dinotefurane	µg/l	- ± -	- ± -	-	-	-
Endrin	µg/l	0.184 ± 0.0299	- ± -	0.0331	-	-
Heptachlor	µg/l	0.437 ± 0.136	- ± -	0.201	-	-
Imidacloprid	µg/l	0.468 ± 0.028	0.42 ± 0.042	0.0702	89.8	-0.68
Lindane (Gamma-HCH)	µg/l	0.226 ± 0.0374	- ± -	0.0452	-	-
Nitenpyram	µg/l	- ± -	- ± -	-	-	-
Prometryn	µg/l	0.411 ± 0.0166	- ± -	0.0534	-	-
Propazine	µg/l	0.183 ± 0.0089	0.2 ± 0.03	0.0238	109	0.73
Sum Chlordane	µg/l	0.183 ± 0.0204	- ± -	0.0549	-	-
Sum DDD	µg/l	0.842 ± 0.0967	- ± -	0.311	-	-
Sum DDE	µg/l	0.401* ± 0.0683	- ± -	-	-	-
Sum DDT	µg/l	0.241* ± 0.0581	- ± -	-	-	-
Sum Endosulfan	µg/l	0.819 ± 0.139	- ± -	0.336	-	-
Thiacloprid	µg/l	0.434 ± 0.0514	0.398 ± 0.08	0.0608	91.7	-0.59
Thiamethoxam	µg/l	0.524 ± 0.122	0.521 ± 0.057	0.0892	99.3	-0.04

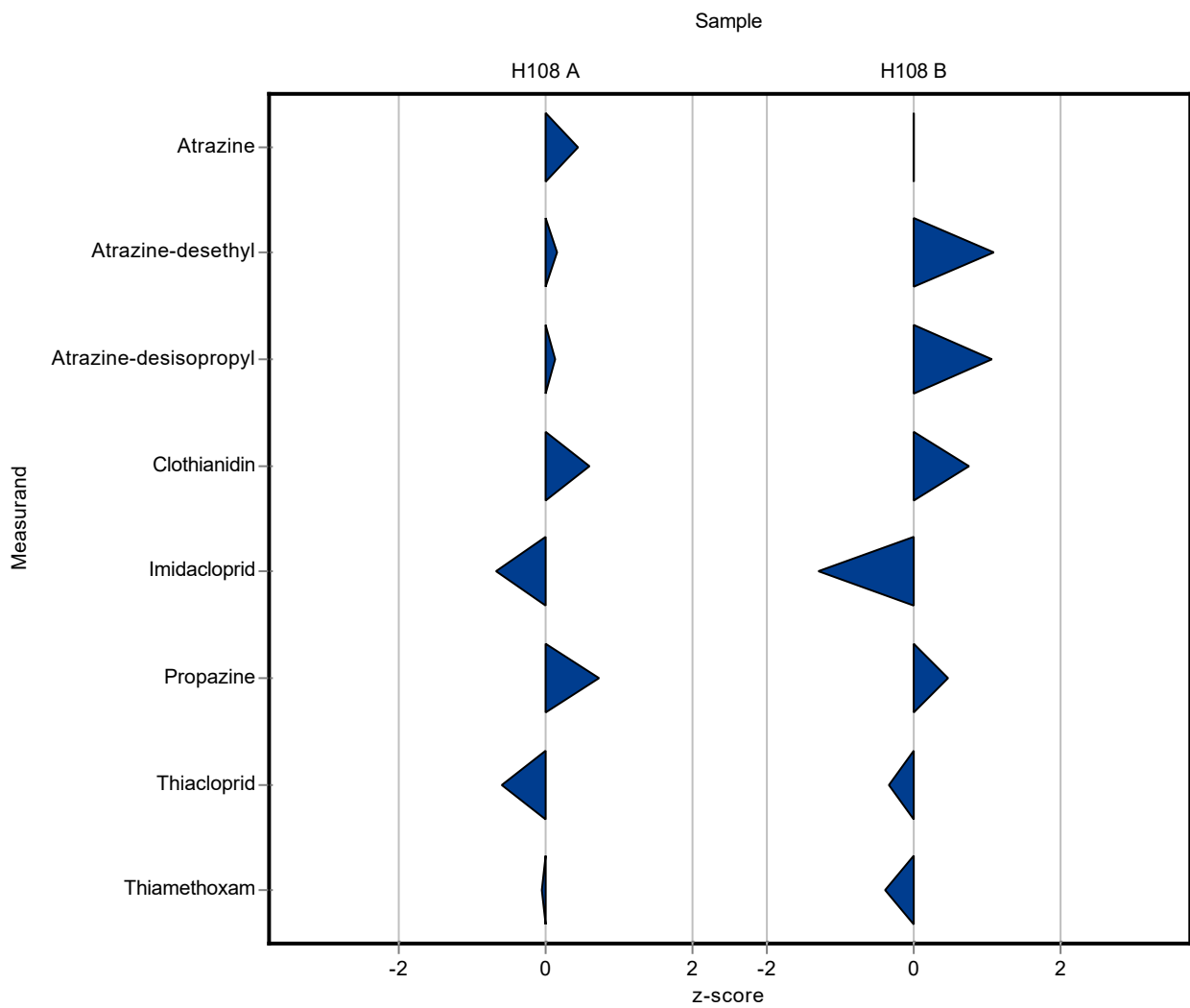
*no evaluation possible, for details please see the respective report

Sample: H108B

Parameter	Unit	Assigned value ± U (k=2)	Result ± U	Criterion	Recovery [%]	z-Score
Acetamiprid	µg/l	0.751 ± 0.0826	- ± -	0.109	-	-
Aldrin	µg/l	- ± -	- ± -	-	-	-

Parameter	Unit	Assigned value ± U (k=2)	Result ± U	Criterion	Recovery [%]	z-Score
Atrazine	µg/l	0.789 ± 0.0267	0.788 ± 0.15	0.0868	99.8	-0.01
Atrazine-desethyl	µg/l	0.459 ± 0.043	0.518 ± 0.14	0.0551	113	1.07
Atrazine-desisopropyl	µg/l	0.602 ± 0.0474	0.692 ± 0.062	0.0843	115	1.06
Bromacil	µg/l	0.386 ± 0.0395	- ± -	0.054	-	-
Clothianidin	µg/l	0.416 ± 0.0568	0.451 ± 0.113	0.0458	108	0.76
Cyanazine	µg/l	0.224 ± 0.0254	- ± -	0.0313	-	-
Dieldrin	µg/l	0.379 ± 0.0162	- ± -	0.0872	-	-
Dinotefurane	µg/l	- ± -	- ± -	-	-	-
Endrin	µg/l	0.424 ± 0.0371	- ± -	0.0763	-	-
Heptachlor	µg/l	0.112 ± 0.0268	- ± -	0.0516	-	-
Imidacloprid	µg/l	0.24 ± 0.0413	0.193 ± 0.019	0.036	80.5	-1.30
Lindane (Gamma-HCH)	µg/l	0.458 ± 0.0252	- ± -	0.0916	-	-
Nitenpyram	µg/l	- ± -	- ± -	-	-	-
Prometryn	µg/l	0.435 ± 0.0146	- ± -	0.0565	-	-
Propazine	µg/l	0.36 ± 0.0175	0.382 ± 0.057	0.0468	106	0.47
Sum Chlordane	µg/l	0.067 ± 0.00744	- ± -	0.0201	-	-
Sum DDD	µg/l	0.656 ± 0.0515	- ± -	0.243	-	-
Sum DDE	µg/l	0.549* ± 0.0998	- ± -	-	-	-
Sum DDT	µg/l	0.197* ± 0.0268	- ± -	-	-	-
Sum Endosulfan	µg/l	0.544 ± 0.128	- ± -	0.223	-	-
Thiacloprid	µg/l	0.67 ± 0.0826	0.637 ± 0.127	0.0938	95.1	-0.35
Thiamethoxam	µg/l	0.121 ± 0.00844	0.113 ± 0.012	0.0206	93.3	-0.39

*no evaluation possible, for details please see the respective report



Sample: H108A

Parameter	Unit	Assigned value ± U (k=2)	Result ± U	Criterion	Recovery [%]	En-Score
Acetamiprid	µg/l	0.39 ± 0.0233	- ± -	0.0284	-	-
Aldrin	µg/l	0.256* ± 0.0385	- ± -	-	-	-
Atrazine	µg/l	0.406 ± 0.0195	0.426 ± 0.081	0.0446	105	0.12
Atrazine-desethyl	µg/l	0.484 ± 0.0264	0.494 ± 0.133	0.0581	102	0.04
Atrazine-desisopropyl	µg/l	0.644 ± 0.0532	0.656 ± 0.059	0.0902	102	0.09
Bromacil	µg/l	0.234 ± 0.0141	- ± -	0.0328	-	-
Clothianidin	µg/l	0.209 ± 0.0279	0.223 ± 0.056	0.023	107	0.12
Cyanazine	µg/l	1.01 ± 0.124	- ± -	0.141	-	-
Dieldrin	µg/l	0.405 ± 0.0315	- ± -	0.0932	-	-
Dinotefurane	µg/l	- ± -	- ± -	-	-	-
Endrin	µg/l	0.184 ± 0.0299	- ± -	0.0331	-	-
Heptachlor	µg/l	0.437 ± 0.136	- ± -	0.201	-	-
Imidacloprid	µg/l	0.468 ± 0.028	0.42 ± 0.042	0.0702	89.8	-0.54
Lindane (Gamma-HCH)	µg/l	0.226 ± 0.0374	- ± -	0.0452	-	-
Nitenpyram	µg/l	- ± -	- ± -	-	-	-
Prometryn	µg/l	0.411 ± 0.0166	- ± -	0.0534	-	-
Propazine	µg/l	0.183 ± 0.0089	0.2 ± 0.03	0.0238	109	0.28
Sum Chlordane	µg/l	0.183 ± 0.0204	- ± -	0.0549	-	-
Sum DDD	µg/l	0.842 ± 0.0967	- ± -	0.311	-	-
Sum DDE	µg/l	0.401* ± 0.0683	- ± -	-	-	-
Sum DDT	µg/l	0.241* ± 0.0581	- ± -	-	-	-
Sum Endosulfan	µg/l	0.819 ± 0.139	- ± -	0.336	-	-
Thiacloprid	µg/l	0.434 ± 0.0514	0.398 ± 0.08	0.0608	91.7	-0.21
Thiamethoxam	µg/l	0.524 ± 0.122	0.521 ± 0.057	0.0892	99.3	-0.02

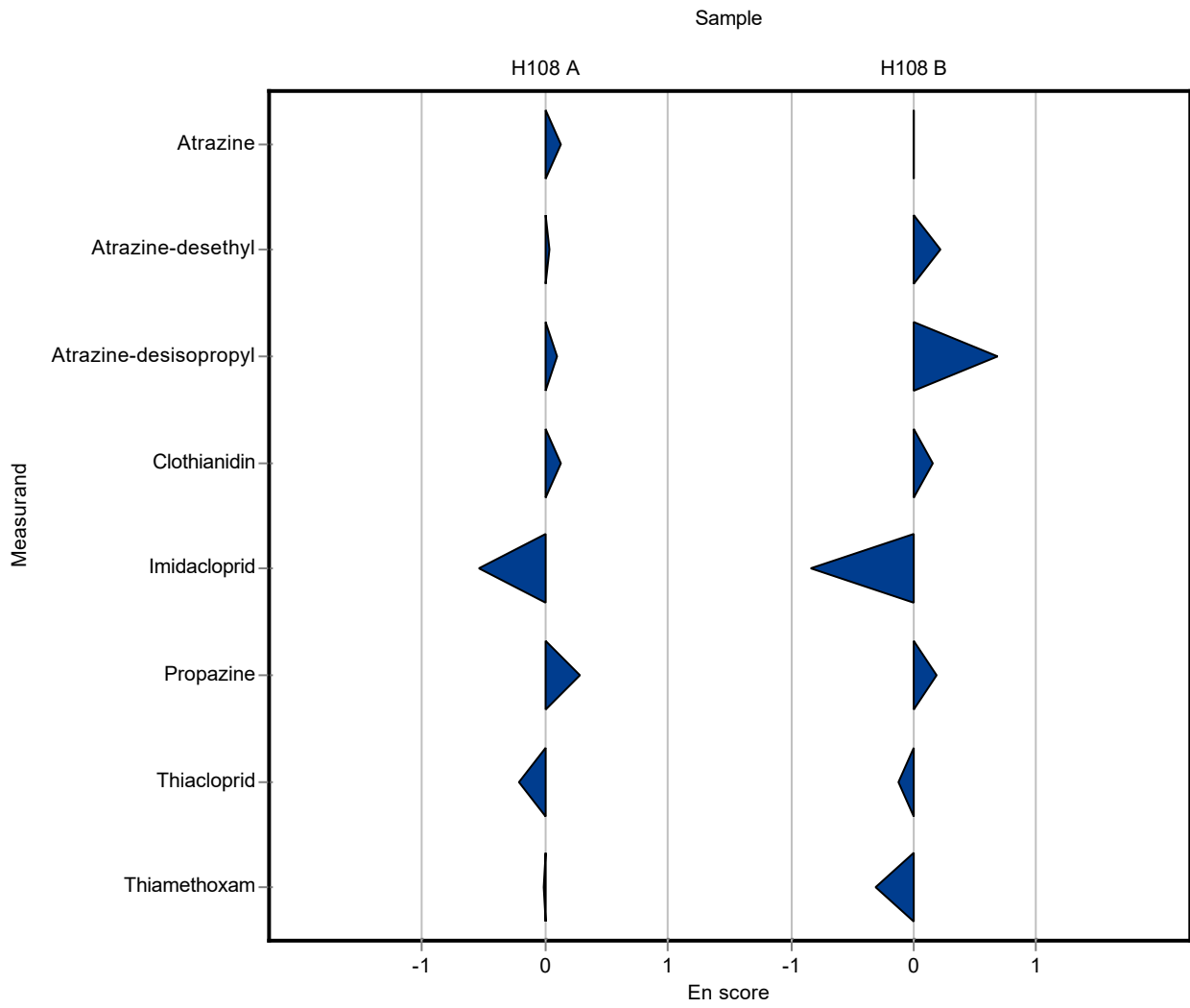
*no evaluation possible, for details please see the respective report

Sample: H108B

Parameter	Unit	Assigned value ± U (k=2)	Result ± U	Criterion	Recovery [%]	En-Score
Acetamiprid	µg/l	0.751 ± 0.0826	- ± -	0.109	-	-
Aldrin	µg/l	- ± -	- ± -	-	-	-

Parameter	Unit	Assigned value ± U (k=2)	Result ± U	Criterion Recovery [%]	En-Score
Atrazine	µg/l	0.789 ± 0.0267	0.788 ± 0.15	0.0868	99.8
Atrazine-desethyl	µg/l	0.459 ± 0.043	0.518 ± 0.14	0.0551	113
Atrazine-desisopropyl	µg/l	0.602 ± 0.0474	0.692 ± 0.062	0.0843	115
Bromacil	µg/l	0.386 ± 0.0395	- ± -	0.054	-
Clothianidin	µg/l	0.416 ± 0.0568	0.451 ± 0.113	0.0458	108
Cyanazine	µg/l	0.224 ± 0.0254	- ± -	0.0313	-
Dieldrin	µg/l	0.379 ± 0.0162	- ± -	0.0872	-
Dinotefurane	µg/l	- ± -	- ± -	-	-
Endrin	µg/l	0.424 ± 0.0371	- ± -	0.0763	-
Heptachlor	µg/l	0.112 ± 0.0268	- ± -	0.0516	-
Imidacloprid	µg/l	0.24 ± 0.0413	0.193 ± 0.019	0.036	80.5
Lindane (Gamma-HCH)	µg/l	0.458 ± 0.0252	- ± -	0.0916	-
Nitenpyram	µg/l	- ± -	- ± -	-	-
Prometryn	µg/l	0.435 ± 0.0146	- ± -	0.0565	-
Propazine	µg/l	0.36 ± 0.0175	0.382 ± 0.057	0.0468	106
Sum Chlordane	µg/l	0.067 ± 0.00744	- ± -	0.0201	-
Sum DDD	µg/l	0.656 ± 0.0515	- ± -	0.243	-
Sum DDE	µg/l	0.549* ± 0.0998	- ± -	-	-
Sum DDT	µg/l	0.197* ± 0.0268	- ± -	-	-
Sum Endosulfan	µg/l	0.544 ± 0.128	- ± -	0.223	-
Thiacloprid	µg/l	0.67 ± 0.0826	0.637 ± 0.127	0.0938	95.1
Thiamethoxam	µg/l	0.121 ± 0.00844	0.113 ± 0.012	0.0206	93.3

*no evaluation possible, for details please see the respective report



Sample: H108A

Parameter	Unit	Assigned value ± U (k=2)	Result ± U	Criterion	Recovery [%]	z-Score
Acetamiprid	µg/l	0.39 ± 0.0233	- ± -	0.0284	-	-
Aldrin	µg/l	0.256* ± 0.0385	- ± -	-	-	-
Atrazine	µg/l	0.406 ± 0.0195	- ± -	0.0446	-	-
Atrazine-desethyl	µg/l	0.484 ± 0.0264	- ± -	0.0581	-	-
Atrazine-desisopropyl	µg/l	0.644 ± 0.0532	0.758 ± 0.184	0.0902	118	1.26
Bromacil	µg/l	0.234 ± 0.0141	- ± -	0.0328	-	-
Clothianidin	µg/l	0.209 ± 0.0279	- ± -	0.023	-	-
Cyanazine	µg/l	1.01 ± 0.124	- ± -	0.141	-	-
Dieldrin	µg/l	0.405 ± 0.0315	- ± -	0.0932	-	-
Dinotefurane	µg/l	- ± -	- ± -	-	-	-
Endrin	µg/l	0.184 ± 0.0299	- ± -	0.0331	-	-
Heptachlor	µg/l	0.437 ± 0.136	- ± -	0.201	-	-
Imidacloprid	µg/l	0.468 ± 0.028	- ± -	0.0702	-	-
Lindane (Gamma-HCH)	µg/l	0.226 ± 0.0374	- ± -	0.0452	-	-
Nitenpyram	µg/l	- ± -	- ± -	-	-	-
Prometryn	µg/l	0.411 ± 0.0166	- ± -	0.0534	-	-
Propazine	µg/l	0.183 ± 0.0089	0.182 ± 0.03	0.0238	99.6	-0.03
Sum Chlordane	µg/l	0.183 ± 0.0204	- ± -	0.0549	-	-
Sum DDD	µg/l	0.842 ± 0.0967	- ± -	0.311	-	-
Sum DDE	µg/l	0.401* ± 0.0683	- ± -	-	-	-
Sum DDT	µg/l	0.241* ± 0.0581	- ± -	-	-	-
Sum Endosulfan	µg/l	0.819 ± 0.139	- ± -	0.336	-	-
Thiacloprid	µg/l	0.434 ± 0.0514	- ± -	0.0608	-	-
Thiamethoxam	µg/l	0.524 ± 0.122	- ± -	0.0892	-	-

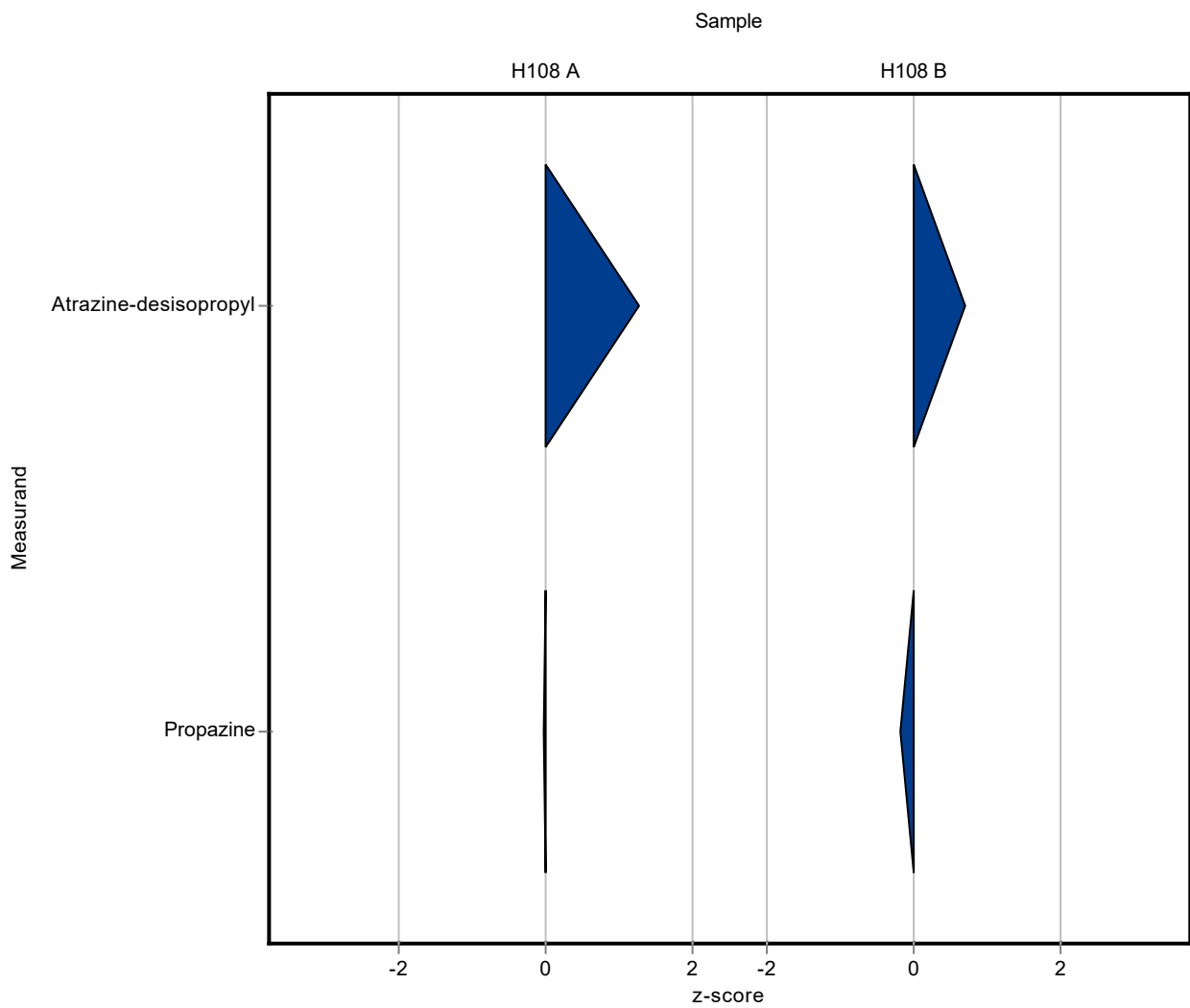
*no evaluation possible, for details please see the respective report

Sample: H108B

Parameter	Unit	Assigned value ± U (k=2)	Result ± U	Criterion	Recovery [%]	z-Score
Acetamiprid	µg/l	0.751 ± 0.0826	- ± -	0.109	-	-
Aldrin	µg/l	- ± -	- ± -	-	-	-

Parameter	Unit	Assigned value ± U (k=2)	Result ± U	Criterion Recovery [%]	z-Score
Atrazine	µg/l	0.789 ± 0.0267	- ± -	0.0868	-
Atrazine-desethyl	µg/l	0.459 ± 0.043	- ± -	0.0551	-
Atrazine-desisopropyl	µg/l	0.602 ± 0.0474	0.66 ± 0.16	0.0843	110
Bromacil	µg/l	0.386 ± 0.0395	- ± -	0.054	-
Clothianidin	µg/l	0.416 ± 0.0568	- ± -	0.0458	-
Cyanazine	µg/l	0.224 ± 0.0254	- ± -	0.0313	-
Dieldrin	µg/l	0.379 ± 0.0162	- ± -	0.0872	-
Dinotefurane	µg/l	- ± -	- ± -	-	-
Endrin	µg/l	0.424 ± 0.0371	- ± -	0.0763	-
Heptachlor	µg/l	0.112 ± 0.0268	- ± -	0.0516	-
Imidacloprid	µg/l	0.24 ± 0.0413	- ± -	0.036	-
Lindane (Gamma-HCH)	µg/l	0.458 ± 0.0252	- ± -	0.0916	-
Nitenpyram	µg/l	- ± -	- ± -	-	-
Prometryn	µg/l	0.435 ± 0.0146	- ± -	0.0565	-
Propazine	µg/l	0.36 ± 0.0175	0.352 ± 0.05	0.0468	97.8
Sum Chlordane	µg/l	0.067 ± 0.00744	- ± -	0.0201	-
Sum DDD	µg/l	0.656 ± 0.0515	- ± -	0.243	-
Sum DDE	µg/l	0.549* ± 0.0998	- ± -	-	-
Sum DDT	µg/l	0.197* ± 0.0268	- ± -	-	-
Sum Endosulfan	µg/l	0.544 ± 0.128	- ± -	0.223	-
Thiacloprid	µg/l	0.67 ± 0.0826	- ± -	0.0938	-
Thiamethoxam	µg/l	0.121 ± 0.00844	- ± -	0.0206	-

*no evaluation possible, for details please see the respective report



Sample: H108A

Parameter	Unit	Assigned value ± U (k=2)	Result ± U	Criterion	Recovery [%]	En-Score
Acetamiprid	µg/l	0.39 ± 0.0233	- ± -	0.0284	-	-
Aldrin	µg/l	0.256* ± 0.0385	- ± -	-	-	-
Atrazine	µg/l	0.406 ± 0.0195	- ± -	0.0446	-	-
Atrazine-desethyl	µg/l	0.484 ± 0.0264	- ± -	0.0581	-	-
Atrazine-desisopropyl	µg/l	0.644 ± 0.0532	0.758 ± 0.184	0.0902	118	0.31
Bromacil	µg/l	0.234 ± 0.0141	- ± -	0.0328	-	-
Clothianidin	µg/l	0.209 ± 0.0279	- ± -	0.023	-	-
Cyanazine	µg/l	1.01 ± 0.124	- ± -	0.141	-	-
Dieldrin	µg/l	0.405 ± 0.0315	- ± -	0.0932	-	-
Dinotefurane	µg/l	- ± -	- ± -	-	-	-
Endrin	µg/l	0.184 ± 0.0299	- ± -	0.0331	-	-
Heptachlor	µg/l	0.437 ± 0.136	- ± -	0.201	-	-
Imidacloprid	µg/l	0.468 ± 0.028	- ± -	0.0702	-	-
Lindane (Gamma-HCH)	µg/l	0.226 ± 0.0374	- ± -	0.0452	-	-
Nitenpyram	µg/l	- ± -	- ± -	-	-	-
Prometryn	µg/l	0.411 ± 0.0166	- ± -	0.0534	-	-
Propazine	µg/l	0.183 ± 0.0089	0.182 ± 0.03	0.0238	99.6	-0.01
Sum Chlordane	µg/l	0.183 ± 0.0204	- ± -	0.0549	-	-
Sum DDD	µg/l	0.842 ± 0.0967	- ± -	0.311	-	-
Sum DDE	µg/l	0.401* ± 0.0683	- ± -	-	-	-
Sum DDT	µg/l	0.241* ± 0.0581	- ± -	-	-	-
Sum Endosulfan	µg/l	0.819 ± 0.139	- ± -	0.336	-	-
Thiacloprid	µg/l	0.434 ± 0.0514	- ± -	0.0608	-	-
Thiamethoxam	µg/l	0.524 ± 0.122	- ± -	0.0892	-	-

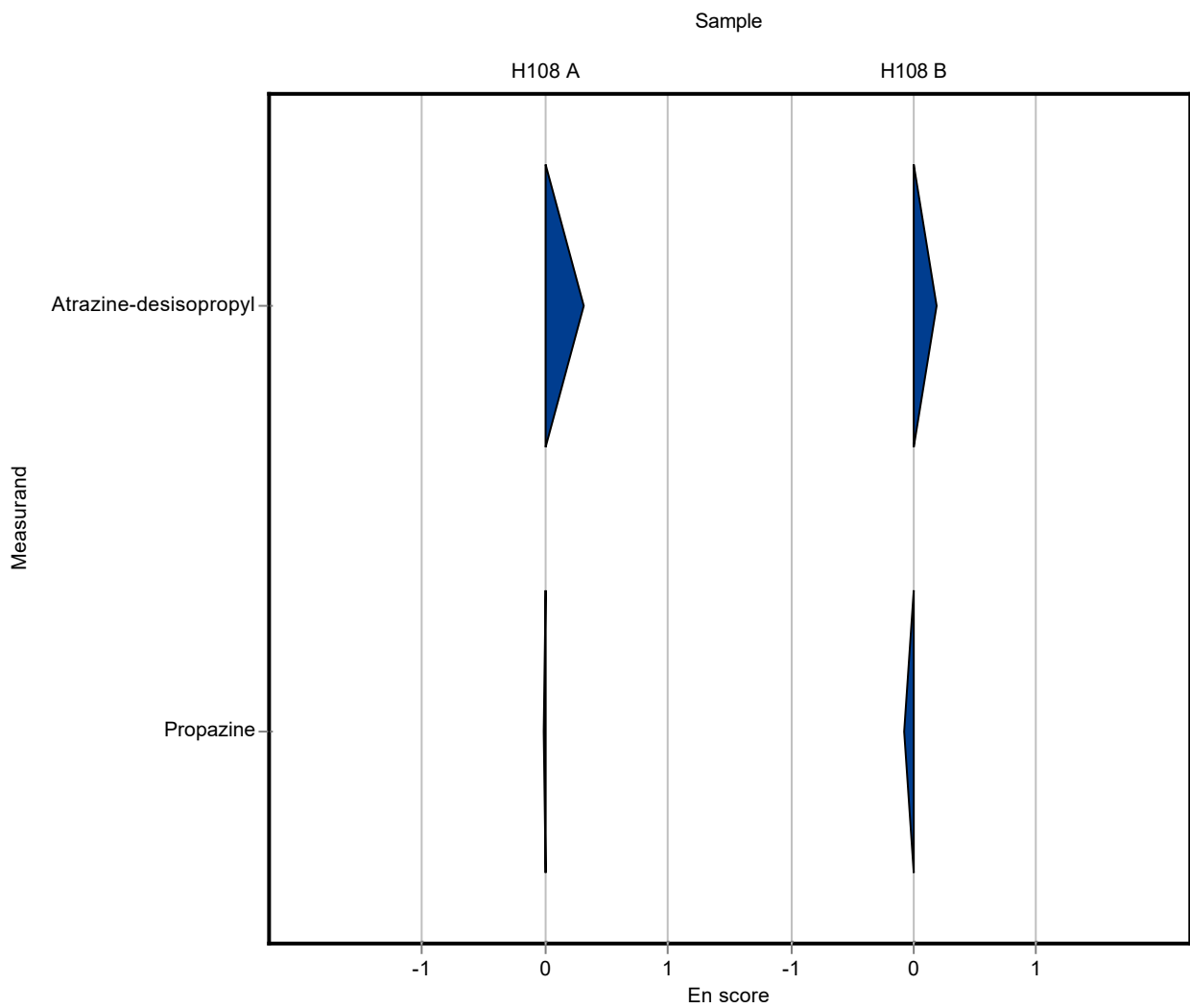
*no evaluation possible, for details please see the respective report

Sample: H108B

Parameter	Unit	Assigned value ± U (k=2)	Result ± U	Criterion	Recovery [%]	En-Score
Acetamiprid	µg/l	0.751 ± 0.0826	- ± -	0.109	-	-
Aldrin	µg/l	- ± -	- ± -	-	-	-

Parameter	Unit	Assigned value ± U (k=2)	Result ± U	Criterion Recovery [%]	En-Score
Atrazine	µg/l	0.789 ± 0.0267	- ± -	0.0868	-
Atrazine-desethyl	µg/l	0.459 ± 0.043	- ± -	0.0551	-
Atrazine-desisopropyl	µg/l	0.602 ± 0.0474	0.66 ± 0.16	0.0843	110
Bromacil	µg/l	0.386 ± 0.0395	- ± -	0.054	-
Clothianidin	µg/l	0.416 ± 0.0568	- ± -	0.0458	-
Cyanazine	µg/l	0.224 ± 0.0254	- ± -	0.0313	-
Dieldrin	µg/l	0.379 ± 0.0162	- ± -	0.0872	-
Dinotefurane	µg/l	- ± -	- ± -	-	-
Endrin	µg/l	0.424 ± 0.0371	- ± -	0.0763	-
Heptachlor	µg/l	0.112 ± 0.0268	- ± -	0.0516	-
Imidacloprid	µg/l	0.24 ± 0.0413	- ± -	0.036	-
Lindane (Gamma-HCH)	µg/l	0.458 ± 0.0252	- ± -	0.0916	-
Nitenpyram	µg/l	- ± -	- ± -	-	-
Prometryn	µg/l	0.435 ± 0.0146	- ± -	0.0565	-
Propazine	µg/l	0.36 ± 0.0175	0.352 ± 0.05	0.0468	97.8
Sum Chlordane	µg/l	0.067 ± 0.00744	- ± -	0.0201	-
Sum DDD	µg/l	0.656 ± 0.0515	- ± -	0.243	-
Sum DDE	µg/l	0.549* ± 0.0998	- ± -	-	-
Sum DDT	µg/l	0.197* ± 0.0268	- ± -	-	-
Sum Endosulfan	µg/l	0.544 ± 0.128	- ± -	0.223	-
Thiacloprid	µg/l	0.67 ± 0.0826	- ± -	0.0938	-
Thiamethoxam	µg/l	0.121 ± 0.00844	- ± -	0.0206	-

*no evaluation possible, for details please see the respective report



Sample: H108A

Parameter	Unit	Assigned value ± U (k=2)	Result ± U	Criterion	Recovery [%]	z-Score
Acetamiprid	µg/l	0.39 ± 0.0233	- ± -	0.0284	-	-
Aldrin	µg/l	0.256* ± 0.0385	- ± -	-	-	-
Atrazine	µg/l	0.406 ± 0.0195	0.389 ± 0.171	0.0446	95.9	-0.38
Atrazine-desethyl	µg/l	0.484 ± 0.0264	0.438 ± 0.193	0.0581	90.4	-0.80
Atrazine-desisopropyl	µg/l	0.644 ± 0.0532	0.539 ± 0.237	0.0902	83.7	-1.17
Bromacil	µg/l	0.234 ± 0.0141	- ± -	0.0328	-	-
Clothianidin	µg/l	0.209 ± 0.0279	- ± -	0.023	-	-
Cyanazine	µg/l	1.01 ± 0.124	- ± -	0.141	-	-
Dieldrin	µg/l	0.405 ± 0.0315	0.201 ± 0.088	0.0932	49.6	-2.19
Dinotefurane	µg/l	- ± -	- ± -	-	-	-
Endrin	µg/l	0.184 ± 0.0299	0.102 ± 0.044	0.0331	55.4	-2.48
Heptachlor	µg/l	0.437 ± 0.136	- ± -	0.201	-	-
Imidacloprid	µg/l	0.468 ± 0.028	0.216 ± 0.095	0.0702	46.2	-3.59
Lindane (Gamma-HCH)	µg/l	0.226 ± 0.0374	0.111 ± 0.048	0.0452	49.1	-2.54
Nitenpyram	µg/l	- ± -	- ± -	-	-	-
Prometryn	µg/l	0.411 ± 0.0166	- ± -	0.0534	-	-
Propazine	µg/l	0.183 ± 0.0089	- ± -	0.0238	-	-
Sum Chlordane	µg/l	0.183 ± 0.0204	- ± -	0.0549	-	-
Sum DDD	µg/l	0.842 ± 0.0967	- ± -	0.311	-	-
Sum DDE	µg/l	0.401* ± 0.0683	- ± -	-	-	-
Sum DDT	µg/l	0.241* ± 0.0581	- ± -	-	-	-
Sum Endosulfan	µg/l	0.819 ± 0.139	0.418 ± 0.184	0.336	51	-1.19
Thiacloprid	µg/l	0.434 ± 0.0514	- ± -	0.0608	-	-
Thiamethoxam	µg/l	0.524 ± 0.122	- ± -	0.0892	-	-

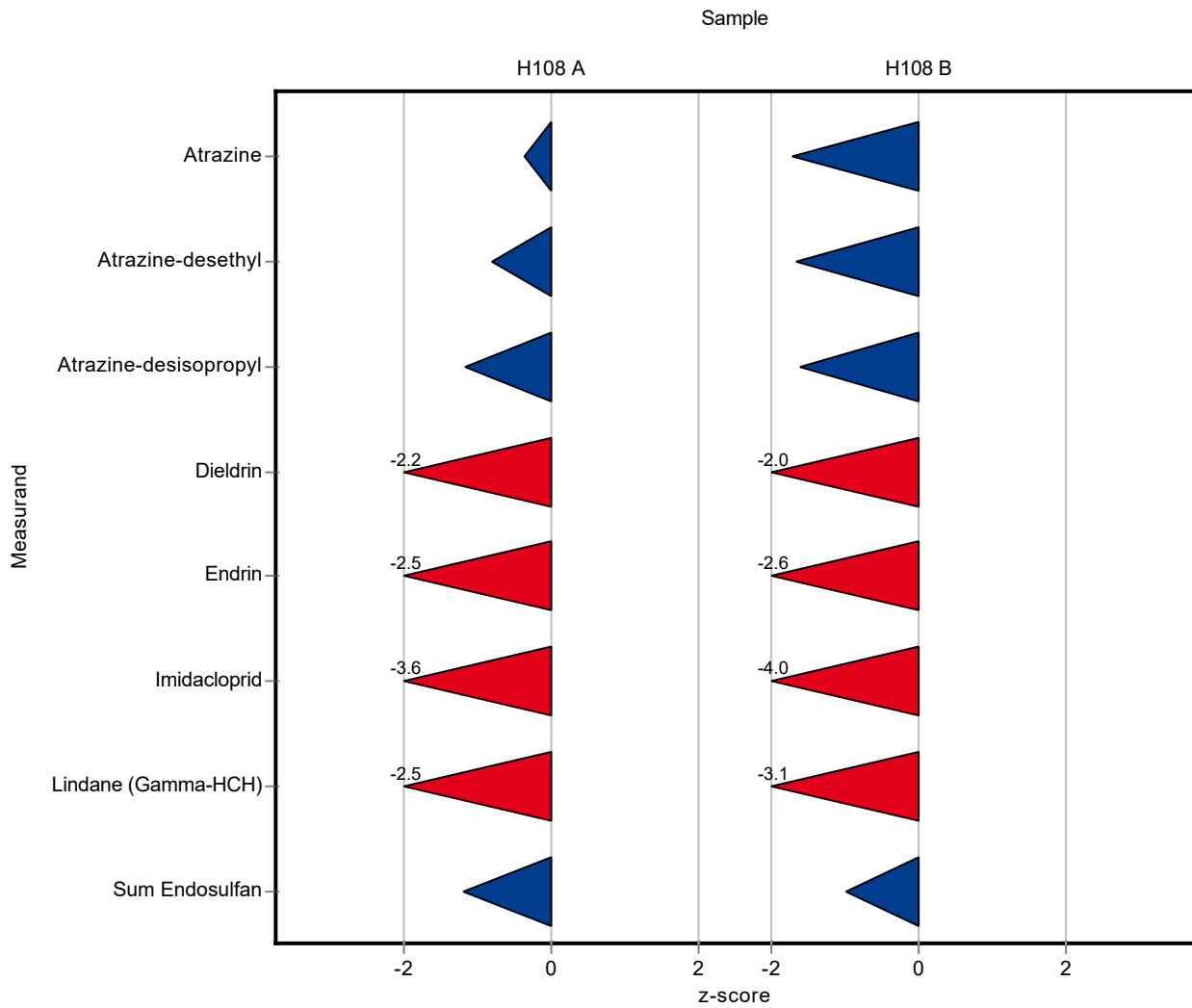
*no evaluation possible, for details please see the respective report

Sample: H108B

Parameter	Unit	Assigned value ± U (k=2)	Result ± U	Criterion	Recovery [%]	z-Score
Acetamiprid	µg/l	0.751 ± 0.0826	- ± -	0.109	-	-
Aldrin	µg/l	- ± -	- ± -	-	-	-

Parameter	Unit	Assigned value ± U (k=2)	Result ± U	Criterion	Recovery [%]	z-Score
Atrazine	µg/l	0.789 ± 0.0267	0.639 ± 0.281	0.0868	81	-1.73
Atrazine-desethyl	µg/l	0.459 ± 0.043	0.367 ± 0.161	0.0551	80	-1.67
Atrazine-desisopropyl	µg/l	0.602 ± 0.0474	0.467 ± 0.205	0.0843	77.5	-1.60
Bromacil	µg/l	0.386 ± 0.0395	- ± -	0.054	-	-
Clothianidin	µg/l	0.416 ± 0.0568	- ± -	0.0458	-	-
Cyanazine	µg/l	0.224 ± 0.0254	- ± -	0.0313	-	-
Dieldrin	µg/l	0.379 ± 0.0162	0.202 ± 0.089	0.0872	53.3	-2.03
Dinotefurane	µg/l	- ± -	- ± -	-	-	-
Endrin	µg/l	0.424 ± 0.0371	0.222 ± 0.098	0.0763	52.3	-2.65
Heptachlor	µg/l	0.112 ± 0.0268	- ± -	0.0516	-	-
Imidacloprid	µg/l	0.24 ± 0.0413	0.097 ± 0.043	0.036	40.5	-3.97
Lindane (Gamma-HCH)	µg/l	0.458 ± 0.0252	0.177 ± 0.078	0.0916	38.7	-3.07
Nitenpyram	µg/l	- ± -	- ± -	-	-	-
Prometryn	µg/l	0.435 ± 0.0146	- ± -	0.0565	-	-
Propazine	µg/l	0.36 ± 0.0175	- ± -	0.0468	-	-
Sum Chlordane	µg/l	0.067 ± 0.00744	- ± -	0.0201	-	-
Sum DDD	µg/l	0.656 ± 0.0515	- ± -	0.243	-	-
Sum DDE	µg/l	0.549* ± 0.0998	- ± -	-	-	-
Sum DDT	µg/l	0.197* ± 0.0268	- ± -	-	-	-
Sum Endosulfan	µg/l	0.544 ± 0.128	0.324 ± 0.142	0.223	59.6	-0.98
Thiacloprid	µg/l	0.67 ± 0.0826	- ± -	0.0938	-	-
Thiamethoxam	µg/l	0.121 ± 0.00844	- ± -	0.0206	-	-

*no evaluation possible, for details please see the respective report



Sample: H108A

Parameter	Unit	Assigned value ± U (k=2)	Result ± U	Criterion	Recovery [%]	En-Score
Acetamiprid	µg/l	0.39 ± 0.0233	- ± -	0.0284	-	-
Aldrin	µg/l	0.256* ± 0.0385	- ± -	-	-	-
Atrazine	µg/l	0.406 ± 0.0195	0.389 ± 0.171	0.0446	95.9	-0.05
Atrazine-desethyl	µg/l	0.484 ± 0.0264	0.438 ± 0.193	0.0581	90.4	-0.12
Atrazine-desisopropyl	µg/l	0.644 ± 0.0532	0.539 ± 0.237	0.0902	83.7	-0.22
Bromacil	µg/l	0.234 ± 0.0141	- ± -	0.0328	-	-
Clothianidin	µg/l	0.209 ± 0.0279	- ± -	0.023	-	-
Cyanazine	µg/l	1.01 ± 0.124	- ± -	0.141	-	-
Dieldrin	µg/l	0.405 ± 0.0315	0.201 ± 0.088	0.0932	49.6	-1.14
Dinotefurane	µg/l	- ± -	- ± -	-	-	-
Endrin	µg/l	0.184 ± 0.0299	0.102 ± 0.044	0.0331	55.4	-0.88
Heptachlor	µg/l	0.437 ± 0.136	- ± -	0.201	-	-
Imidacloprid	µg/l	0.468 ± 0.028	0.216 ± 0.095	0.0702	46.2	-1.31
Lindane (Gamma-HCH)	µg/l	0.226 ± 0.0374	0.111 ± 0.048	0.0452	49.1	-1.12
Nitenpyram	µg/l	- ± -	- ± -	-	-	-
Prometryn	µg/l	0.411 ± 0.0166	- ± -	0.0534	-	-
Propazine	µg/l	0.183 ± 0.0089	- ± -	0.0238	-	-
Sum Chlordane	µg/l	0.183 ± 0.0204	- ± -	0.0549	-	-
Sum DDD	µg/l	0.842 ± 0.0967	- ± -	0.311	-	-
Sum DDE	µg/l	0.401* ± 0.0683	- ± -	-	-	-
Sum DDT	µg/l	0.241* ± 0.0581	- ± -	-	-	-
Sum Endosulfan	µg/l	0.819 ± 0.139	0.418 ± 0.184	0.336	51	-1.02
Thiacloprid	µg/l	0.434 ± 0.0514	- ± -	0.0608	-	-
Thiamethoxam	µg/l	0.524 ± 0.122	- ± -	0.0892	-	-

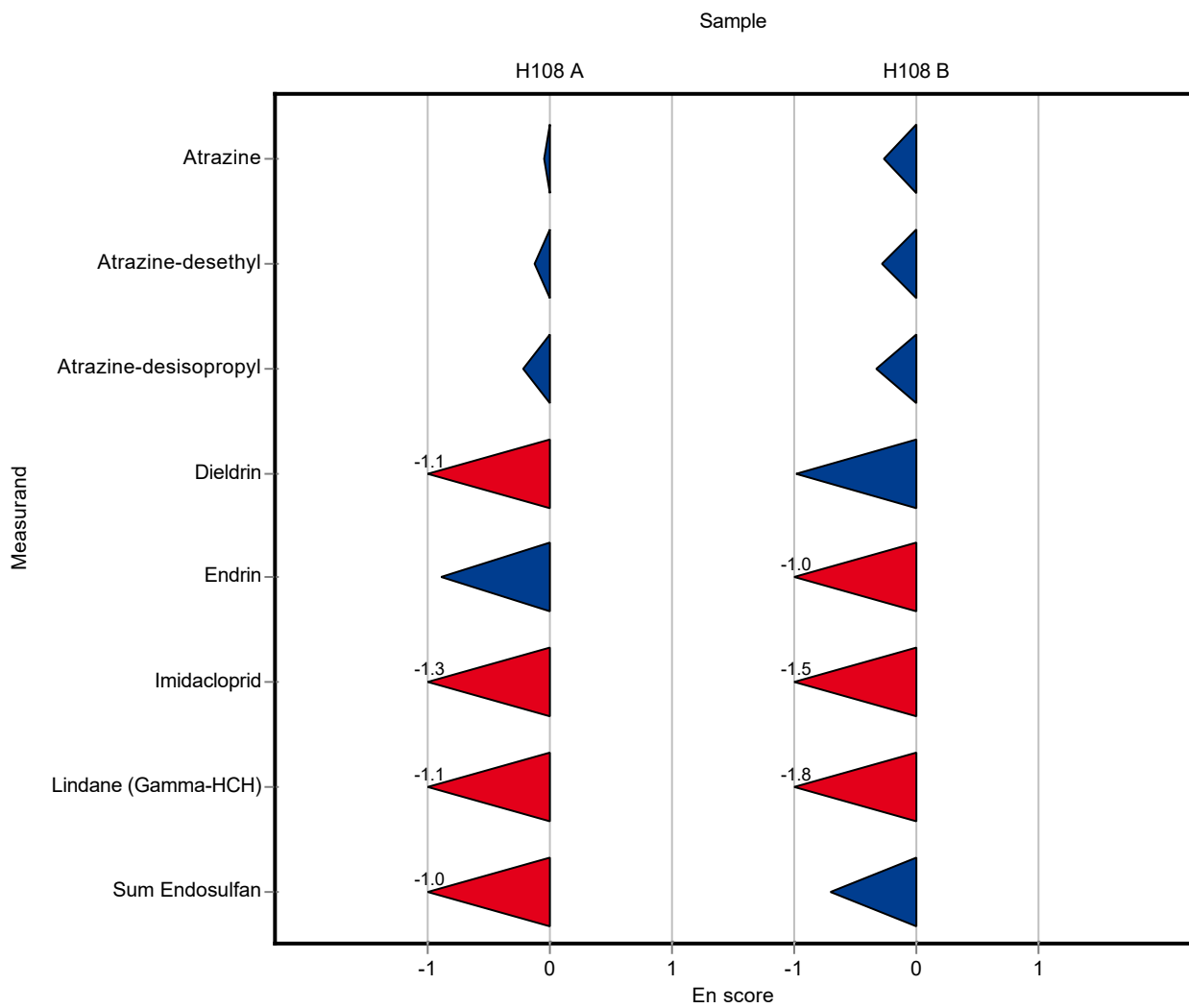
*no evaluation possible, for details please see the respective report

Sample: H108B

Parameter	Unit	Assigned value ± U (k=2)	Result ± U	Criterion	Recovery [%]	En-Score
Acetamiprid	µg/l	0.751 ± 0.0826	- ± -	0.109	-	-
Aldrin	µg/l	- ± -	- ± -	-	-	-

Parameter	Unit	Assigned value ± U (k=2)	Result ± U	Criterion	Recovery [%]	En-Score
Atrazine	µg/l	0.789 ± 0.0267	0.639 ± 0.281	0.0868	81	-0.27
Atrazine-desethyl	µg/l	0.459 ± 0.043	0.367 ± 0.161	0.0551	80	-0.28
Atrazine-desisopropyl	µg/l	0.602 ± 0.0474	0.467 ± 0.205	0.0843	77.5	-0.33
Bromacil	µg/l	0.386 ± 0.0395	- ± -	0.054	-	-
Clothianidin	µg/l	0.416 ± 0.0568	- ± -	0.0458	-	-
Cyanazine	µg/l	0.224 ± 0.0254	- ± -	0.0313	-	-
Dieldrin	µg/l	0.379 ± 0.0162	0.202 ± 0.089	0.0872	53.3	-0.99
Dinotefurane	µg/l	- ± -	- ± -	-	-	-
Endrin	µg/l	0.424 ± 0.0371	0.222 ± 0.098	0.0763	52.3	-1.01
Heptachlor	µg/l	0.112 ± 0.0268	- ± -	0.0516	-	-
Imidacloprid	µg/l	0.24 ± 0.0413	0.097 ± 0.043	0.036	40.5	-1.50
Lindane (Gamma-HCH)	µg/l	0.458 ± 0.0252	0.177 ± 0.078	0.0916	38.7	-1.78
Nitenpyram	µg/l	- ± -	- ± -	-	-	-
Prometryn	µg/l	0.435 ± 0.0146	- ± -	0.0565	-	-
Propazine	µg/l	0.36 ± 0.0175	- ± -	0.0468	-	-
Sum Chlordane	µg/l	0.067 ± 0.00744	- ± -	0.0201	-	-
Sum DDD	µg/l	0.656 ± 0.0515	- ± -	0.243	-	-
Sum DDE	µg/l	0.549* ± 0.0998	- ± -	-	-	-
Sum DDT	µg/l	0.197* ± 0.0268	- ± -	-	-	-
Sum Endosulfan	µg/l	0.544 ± 0.128	0.324 ± 0.142	0.223	59.6	-0.70
Thiacloprid	µg/l	0.67 ± 0.0826	- ± -	0.0938	-	-
Thiamethoxam	µg/l	0.121 ± 0.00844	- ± -	0.0206	-	-

*no evaluation possible, for details please see the respective report



E9. Methodenübersicht / Overview of methods

LabCode	Sample	Acetamidiprid	Aldrin	Atrazine	Atrazine-desethyl	Atrazine-desisopropyl
LC0001	H108A	LC-MS/MS direct; DIN 38407-36	GC-MS; EN ISO 6468	LC-MS/MS direct; DIN 38407-36	LC-MS/MS direct; DIN 38407-36	LC-MS/MS direct; DIN 38407-36
LC0002	H108A	LC-MS/MS (SPE);	GC-MS/MS (SPE);	GC-MS/MS (SPE);		
LC0003	H108A					
LC0004	H108A	LC-QTOF-MS;	GC-MS; EPA 8270E	GC-MS; EPA 8270E	GC-MS; EPA 8270E	GC-MS; EPA 8270E
LC0005	H108A	LC-MS/MS direct; DIN 38407-36	GC-MS/MS (SPE);	LC-MS/MS direct; DIN 38407-36	LC-MS/MS direct; DIN 38407-36	LC-MS/MS direct; DIN 38407-36
LC0006	H108A		GC-ECD; EN ISO 6468			
LC0007	H108A		GC; EN ISO 10695	LC-MS/MS direct; DIN 38407-36	LC-MS/MS direct; DIN 38407-36	LC-MS/MS direct; DIN 38407-36
LC0008	H108A			LC (UV-detection); EN ISO 11369	LC (UV-detection); EN ISO 11369	LC (UV-detection); EN ISO 11369
LC0009	H108A		GC-MS; DIN 38407-37	LC-MS/MS direct; DIN 38407-36	LC-MS/MS direct; DIN 38407-36	LC-MS/MS direct; DIN 38407-36
LC0010	H108A	LC-MS/MS direct; DIN 38407-36	GC-MS; EN ISO 6468	LC-MS/MS direct; DIN 38407-36	LC-MS/MS direct; DIN 38407-36	LC-MS/MS direct; DIN 38407-36
LC0011	H108A		GC-MS; EN ISO 6468	LC-MS/MS direct; DIN 38407-36	LC-MS/MS direct; DIN 38407-36	LC-MS/MS direct; DIN 38407-36
LC0012	H108A		Method 5060; APAT CNR-IRSA	Method 5060; APAT CNR-IRSA	Method 5060; APAT CNR-IRSA	
LC0013	H108A	LC-MS/MS direct; DIN 38407-36	GC; EN ISO 10695	LC-MS/MS direct; DIN 38407-36	LC-MS/MS direct; DIN 38407-36	LC-MS/MS direct; DIN 38407-36
LC0014	H108A	LC-MS/MS;			LC-MS/MS;	LC-MS/MS;
LC0015	H108A			LC-MS/MS direct;	LC-MS/MS direct;	LC-MS/MS direct;
LC0016	H108A					LC (UV-detection); EN ISO 11369
LC0017	H108A					

LabCode	Sample	Bromacil	Clothianidin	Cyanazine	Dieldrin	Dinotefurane
LC0001	H108A	LC-MS/MS direct; DIN 38407-36	LC-MS/MS; DIN 38407-35	LC-MS/MS direct; DIN 38407-36	GC-MS; EN ISO 6468	
LC0002	H108A		LC-MS/MS (SPE);			
LC0003	H108A					
LC0004	H108A	LC-QTOF-MS;	LC-QTOF-MS;	LC-QTOF-MS;	GC-MS; EPA 8270E	LC-QTOF-MS;
LC0005	H108A	LC-MS/MS direct; DIN 38407-36	LC-MS/MS direct; DIN 38407-36	LC-MS/MS direct; DIN 38407-36	GC-MS/MS (SPE);	LC-MS/MS direct; DIN 38407-36
LC0006	H108A				GC-ECD; EN ISO 6468	
LC0007	H108A	LC-MS/MS direct; DIN 38407-36	LC-MS/MS direct; DIN 38407-36		GC; EN ISO 10695	
LC0008	H108A			LC (UV- detection); EN ISO 11369		
LC0009	H108A	LC-MS/MS direct; DIN 38407-36		LC-MS/MS direct; DIN 38407-36	GC-MS; DIN 38407-37	
LC0010	H108A	LC-MS/MS direct; DIN 38407-36	LC-MS/MS direct; DIN 38407-36	LC-MS/MS direct; DIN 38407-36	GC-MS; EN ISO 6468	LC-MS/MS direct; DIN 38407-36
LC0011	H108A	LC-MS/MS direct; DIN 38407-36		LC-MS/MS direct; DIN 38407-36	GC-MS; EN ISO 6468	
LC0012	H108A			Method 5060; APAT CNR-IRSA	Method 5060; APAT CNR-IRSA	
LC0013	H108A	LC-MS/MS direct; DIN 38407-36	LC-MS/MS direct; DIN 38407-36	LC-MS/MS direct; DIN 38407-36	GC; EN ISO 10695	
LC0014	H108A	LC-MS/MS;	LC-MS/MS;			
LC0015	H108A		LC-MS/MS direct;			
LC0016	H108A					
LC0017	H108A				ISS CAC 015 REV01; (Report ISTISAN 19/7)	

LabCode	Sample	Endrin	Heptachlor	Imidacloprid	Lindane (Gamma-HCH)	Nitenpyram
LC0001	H108A	GC-MS; EN ISO 6468	GC-MS; EN ISO 6468	LC-MS/MS direct; DIN 38407-36	GC-MS; EN ISO 6468	LC-MS/MS direct; DIN 38407-36
LC0002	H108A		GC-MS/MS (SPE);	LC-MS/MS (SPE);	GC-MS/MS (SPE);	
LC0003	H108A			UPLC-MS/MS;		
LC0004	H108A	GC-MS; EPA 8270E	GC-MS; EPA 8270E	LC-QTOF-MS;	GC-MS; EPA 8270E	LC-QTOF-MS;
LC0005	H108A	GC-MS/MS (SPE);	GC-MS/MS (SPE);	LC-MS/MS direct; DIN 38407-36	GC-MS/MS (SPE);	LC-MS/MS direct; DIN 38407-36
LC0006	H108A	GC-ECD; EN ISO 6468	GC-ECD; EN ISO 6468		GC-ECD; EN ISO 6468	
LC0007	H108A		GC; EN ISO 10695	LC-MS/MS direct; DIN 38407-36	GC; EN ISO 10695	
LC0008	H108A					
LC0009	H108A	GC-MS; DIN 38407-37	GC-MS; DIN 38407-37		GC-MS; DIN 38407-37	
LC0010	H108A	GC-MS; EN ISO 6468	GC-MS; EN ISO 6468	LC-MS/MS direct; DIN 38407-36	GC-MS; EN ISO 6468	LC-MS/MS direct; DIN 38407-36
LC0011	H108A	GC-MS; EN ISO 6468	GC-MS; EN ISO 6468		GC-MS; EN ISO 6468	
LC0012	H108A		Method 5060; APAT CNR-IRSA		Method 5060; APAT CNR-IRSA	
LC0013	H108A	GC; EN ISO 10695	GC; EN ISO 10695	LC-MS/MS direct; DIN 38407-36	GC; EN ISO 10695	
LC0014	H108A			LC-MS/MS;		
LC0015	H108A			LC-MS/MS direct;		
LC0016	H108A					
LC0017	H108A	ISS CAC 015 REV01; (Report ISTISAN 19/7)			ISS CAC 015 REV01; (Report ISTISAN 19/7)	

LabCode	Sample	Prometryn	Propazine	Sum Chlordane	Sum DDD	Sum DDE
LC0001	H108A	LC-MS/MS direct; DIN 38407-36	LC-MS/MS direct; DIN 38407-36	GC-MS; EN ISO 6468	GC-MS; EN ISO 6468	GC-MS; EN ISO 6468
LC0002	H108A					
LC0003	H108A					
LC0004	H108A	GC-MS; EPA 8270E	GC-MS; EPA 8270E	GC-MS; EPA 8270E	GC-MS; EPA 8270E	GC-MS; EPA 8270E
LC0005	H108A	LC-MS/MS direct; DIN 38407-36	LC-MS/MS direct; DIN 38407-36	GC-MS/MS (SPE);	GC-MS/MS (SPE);	GC-MS/MS (SPE);
LC0006	H108A					
LC0007	H108A					
LC0008	H108A	LC (UV-detection); EN ISO 11369	LC (UV-detection); EN ISO 11369			
LC0009	H108A	LC-MS/MS direct; DIN 38407-36	LC-MS/MS direct; DIN 38407-36	GC-MS; DIN 38407-37	GC-MS; DIN 38407-37	GC-MS; DIN 38407-37
LC0010	H108A	LC-MS/MS direct; DIN 38407-36	LC-MS/MS direct; DIN 38407-36	GC-MS; EN ISO 6468	GC-MS; EN ISO 6468	GC-MS; EN ISO 6468
LC0011	H108A	LC-MS/MS direct; DIN 38407-36	LC-MS/MS direct; DIN 38407-36	GC-MS; EN ISO 6468	GC-MS; EN ISO 6468	GC-MS; EN ISO 6468
LC0012	H108A	Method 5060; APAT CNR-IRSA				
LC0013	H108A	LC-MS/MS direct; DIN 38407-36	LC-MS/MS direct; DIN 38407-36	GC; EN ISO 10695		GC; EN ISO 10695
LC0014	H108A					
LC0015	H108A		LC-MS/MS direct;			
LC0016	H108A		LC (UV-detection); EN ISO 11369			
LC0017	H108A					

LabCode	Sample	Sum DDT	Sum Endosulfan	Thiacloprid	Thiamethoxam
LC0001	H108A	GC-MS; EN ISO 6468	GC-MS; EN ISO 6468	LC-MS/MS direct; DIN 38407-36	LC-MS/MS direct; DIN 38407-36
LC0002	H108A			LC-MS/MS (SPE);	LC-MS/MS (SPE);
LC0003	H108A				
LC0004	H108A	GC-MS; EPA 8270E	GC-MS; EPA 8270E	LC-QTOF-MS;	LC-QTOF-MS;
LC0005	H108A	GC-MS/MS (SPE);	GC-MS/MS (SPE);	LC-MS/MS direct; DIN 38407-36	LC-MS/MS direct; DIN 38407-36
LC0006	H108A	GC-ECD; EN ISO 6468	GC-ECD; EN ISO 6468		
LC0007	H108A		GC; EN ISO 10695	LC-MS/MS direct; DIN 38407-36	LC-MS/MS direct; DIN 38407-36
LC0008	H108A				
LC0009	H108A	GC-MS; DIN 38407-37	GC-MS; DIN 38407-37		
LC0010	H108A	GC-MS; EN ISO 6468	GC-MS; EN ISO 6468	LC-MS/MS; DIN 38407-35	LC-MS/MS direct; DIN 38407-36
LC0011	H108A	GC-MS; EN ISO 6468	GC-MS; EN ISO 6468		
LC0012	H108A		Method 5060; APAT CNR-IRSA		
LC0013	H108A	GC; EN ISO 10695	GC; EN ISO 10695	LC-MS/MS direct; DIN 38407-36	LC-MS/MS direct; DIN 38407-36
LC0014	H108A			LC-MS/MS;	LC-MS/MS;
LC0015	H108A			LC-MS/MS direct;	LC-MS/MS direct;
LC0016	H108A				
LC0017	H108A		ISS CAC 015 REV01; (Report ISTISAN 19/7)		

LabCode	Sample	Acetamiprid	Aldrin	Atrazine	Atrazine-desethyl	Atrazine-desisopropyl
LC0001	H108B	LC-MS/MS direct; DIN 38407-36	GC-MS; EN ISO 6468	LC-MS/MS direct; DIN 38407-36	LC-MS/MS direct; DIN 38407-36	LC-MS/MS direct; DIN 38407-36
LC0002	H108B	LC-MS/MS (SPE);	GC-MS/MS (SPE);	GC-MS/MS (SPE);		
LC0003	H108B					
LC0004	H108B	LC-QTOF-MS;	GC-MS/MS; EPA 8270E	GC-MS/MS; EPA 8270E	GC-MS/MS; EPA 8270E	GC-MS/MS; EPA 8270E
LC0005	H108B	LC-MS/MS direct; DIN 38407-36	GC-MS/MS (SPE);	LC-MS/MS direct; DIN 38407-36	LC-MS/MS direct; DIN 38407-36	LC-MS/MS direct; DIN 38407-36
LC0006	H108B		GC-ECD; EN ISO 6468			
LC0007	H108B		GC; EN ISO 10695	LC-MS/MS direct; DIN 38407-36	LC-MS/MS direct; DIN 38407-36	LC-MS/MS direct; DIN 38407-36
LC0008	H108B			LC (UV-detection); EN ISO 11369	LC (UV-detection); EN ISO 11369	LC (UV-detection); EN ISO 11369
LC0009	H108B		GC-MS; DIN 38407-37	LC-MS/MS direct; DIN 38407-36	LC-MS/MS direct; DIN 38407-36	LC-MS/MS direct; DIN 38407-36
LC0010	H108B	LC-MS/MS direct; DIN 38407-36	GC-MS; EN ISO 6468	LC-MS/MS direct; DIN 38407-36	LC-MS/MS direct; DIN 38407-36	LC-MS/MS direct; DIN 38407-36
LC0011	H108B		GC-MS; EN ISO 6468	LC-MS/MS direct; DIN 38407-36	LC-MS/MS direct; DIN 38407-36	LC-MS/MS direct; DIN 38407-36
LC0012	H108B			Method 5060; APAT CNR-IRSA	Method 5060; APAT CNR-IRSA	
LC0013	H108B	LC-MS/MS direct; DIN 38407-36	GC; EN ISO 10695	LC-MS/MS direct; DIN 38407-36	LC-MS/MS direct; DIN 38407-36	LC-MS/MS direct; DIN 38407-36
LC0014	H108B	LC-MS/MS;			LC-MS/MS;	LC-MS/MS;
LC0015	H108B			LC-MS/MS direct;	LC-MS/MS direct;	LC-MS/MS direct;
LC0016	H108B					LC (UV-detection); EN ISO 11369
LC0017	H108B					

LabCode	Sample	Bromacil	Clothianidin	Cyanazine	Dieldrin	Dinotefurane
LC0001	H108B	LC-MS/MS direct; DIN 38407-36	LC-MS/MS; DIN 38407-35	LC-MS/MS direct; DIN 38407-36	GC-MS; EN ISO 6468	
LC0002	H108B		LC-MS/MS (SPE);			
LC0003	H108B					
LC0004	H108B	LC-QTOF-MS;	LC-QTOF-MS;	LC-QTOF-MS;	GC-MS/MS; EPA 8270E	LC-QTOF-MS;
LC0005	H108B	LC-MS/MS direct; DIN 38407-36	LC-MS/MS direct; DIN 38407-36	LC-MS/MS direct; DIN 38407-36	GC-MS/MS (SPE);	LC-MS/MS direct; DIN 38407-36
LC0006	H108B				GC-ECD; EN ISO 6468	
LC0007	H108B	LC-MS/MS direct; DIN 38407-36	LC-MS/MS direct; DIN 38407-36		GC; EN ISO 10695	
LC0008	H108B			LC (UV- detection); EN ISO 11369		
LC0009	H108B	LC-MS/MS direct; DIN 38407-36		LC-MS/MS direct; DIN 38407-36	GC-MS; DIN 38407-37	
LC0010	H108B	LC-MS/MS direct; DIN 38407-36	LC-MS/MS direct; DIN 38407-36	LC-MS/MS direct; DIN 38407-36	GC-MS; EN ISO 6468	LC-MS/MS direct; DIN 38407-36
LC0011	H108B	LC-MS/MS direct; DIN 38407-36		LC-MS/MS direct; DIN 38407-36	GC-MS; EN ISO 6468	
LC0012	H108B			Method 5060; APAT CNR-IRSA	Method 5060; APAT CNR-IRSA	
LC0013	H108B	LC-MS/MS direct; DIN 38407-36	LC-MS/MS direct; DIN 38407-36	LC-MS/MS direct; DIN 38407-36	GC; EN ISO 10695	
LC0014	H108B	LC-MS/MS;	LC-MS/MS;			
LC0015	H108B		LC-MS/MS direct;			
LC0016	H108B					
LC0017	H108B				ISS CAC 015 REV01; (Report ISTISAN 19/7)	

LabCode	Sample	Endrin	Heptachlor	Imidacloprid	Lindane (Gamma-HCH)	Nitenpyram
LC0001	H108B	GC-MS; EN ISO 6468	GC-MS; EN ISO 6468	LC-MS/MS direct; DIN 38407-36	GC-MS; EN ISO 6468	LC-MS/MS direct; DIN 38407-36
LC0002	H108B		GC-MS/MS (SPE);	LC-MS/MS (SPE);	GC-MS/MS (SPE);	
LC0003	H108B			UPLC-MS/MS;		
LC0004	H108B	GC-MS/MS; EPA 8270E	GC-MS/MS; EPA 8270E	LC-QTOF-MS;	GC-MS/MS; EPA 8270E	LC-QTOF-MS;
LC0005	H108B	GC-MS/MS (SPE);	GC-MS/MS (SPE);	LC-MS/MS direct; DIN 38407-36	GC-MS/MS (SPE);	LC-MS/MS direct; DIN 38407-36
LC0006	H108B	GC-ECD; EN ISO 6468	GC-ECD; EN ISO 6468		GC-ECD; EN ISO 6468	
LC0007	H108B		GC; EN ISO 10695	LC-MS/MS direct; DIN 38407-36	GC; EN ISO 10695	
LC0008	H108B					
LC0009	H108B	GC-MS; DIN 38407-37	GC-MS; DIN 38407-37		GC-MS; DIN 38407-37	
LC0010	H108B	GC-MS; EN ISO 6468	GC-MS; EN ISO 6468	LC-MS/MS direct; DIN 38407-36	GC-MS; EN ISO 6468	LC-MS/MS direct; DIN 38407-36
LC0011	H108B	GC-MS; EN ISO 6468	GC-MS; EN ISO 6468		GC-MS; EN ISO 6468	
LC0012	H108B		Method 5060; APAT CNR-IRSA		Method 5060; APAT CNR-IRSA	
LC0013	H108B	GC; EN ISO 10695	GC; EN ISO 10695	LC-MS/MS direct; DIN 38407-36	GC; EN ISO 10695	
LC0014	H108B			LC-MS/MS;		
LC0015	H108B			LC-MS/MS direct;		
LC0016	H108B					
LC0017	H108B	ISS CAC 015 REV01; (Report ISTISAN 19/7)			ISS CAC 015 REV01; (Report ISTISAN 19/7)	

LabCode	Sample	Prometryn	Propazine	Sum Chlordane	Sum DDD	Sum DDE
LC0001	H108B	LC-MS/MS direct; DIN 38407-36	LC-MS/MS direct; DIN 38407-36	GC-MS; EN ISO 6468	GC-MS; EN ISO 6468	GC-MS; EN ISO 6468
LC0002	H108B					
LC0003	H108B					
LC0004	H108B	GC-MS/MS; EPA 8270E	GC-MS/MS; EPA 8270E	GC-MS/MS; EPA 8270E	GC-MS/MS; EPA 8270E	GC-MS/MS; EPA 8270E
LC0005	H108B	LC-MS/MS direct; DIN 38407-36	LC-MS/MS direct; DIN 38407-36	GC-MS/MS (SPE);	GC-MS/MS (SPE);	GC-MS/MS (SPE);
LC0006	H108B					
LC0007	H108B					
LC0008	H108B	LC (UV-detection); EN ISO 11369	LC (UV-detection); EN ISO 11369			
LC0009	H108B	LC-MS/MS direct; DIN 38407-36	LC-MS/MS direct; DIN 38407-36	GC-MS; DIN 38407-37	GC-MS; DIN 38407-37	GC-MS; DIN 38407-37
LC0010	H108B	LC-MS/MS direct; DIN 38407-36	LC-MS/MS direct; DIN 38407-36	GC-MS; EN ISO 6468	GC-MS; EN ISO 6468	GC-MS; EN ISO 6468
LC0011	H108B	LC-MS/MS direct; DIN 38407-36	LC-MS/MS direct; DIN 38407-36	GC-MS; EN ISO 6468	GC-MS; EN ISO 6468	GC-MS; EN ISO 6468
LC0012	H108B	Method 5060; APAT CNR-IRSA				
LC0013	H108B	LC-MS/MS direct; DIN 38407-36	LC-MS/MS direct; DIN 38407-36	GC; EN ISO 10695		GC; EN ISO 10695
LC0014	H108B					
LC0015	H108B		LC-MS/MS direct;			
LC0016	H108B		LC (UV-detection); EN ISO 11369			
LC0017	H108B					

LabCode	Sample	Sum DDT	Sum Endosulfan	Thiacloprid	Thiamethoxam
LC0001	H108B	GC-MS; EN ISO 6468	GC-MS; EN ISO 6468	LC-MS/MS direct; DIN 38407-36	LC-MS/MS direct; DIN 38407-36
LC0002	H108B			LC-MS/MS (SPE);	LC-MS/MS (SPE);
LC0003	H108B				
LC0004	H108B	GC-MS/MS; EPA 8270E	GC-MS/MS; EPA 8270E	LC-QTOF-MS;	LC-QTOF-MS;
LC0005	H108B	GC-MS/MS (SPE);	GC-MS/MS (SPE);	LC-MS/MS direct; DIN 38407-36	LC-MS/MS direct; DIN 38407-36
LC0006	H108B	GC-ECD; EN ISO 6468	GC-ECD; EN ISO 6468		
LC0007	H108B		GC; EN ISO 10695	LC-MS/MS direct; DIN 38407-36	LC-MS/MS direct; DIN 38407-36
LC0008	H108B				
LC0009	H108B	GC-MS; DIN 38407-37	GC-MS; DIN 38407-37		
LC0010	H108B	GC-MS; EN ISO 6468	GC-MS; EN ISO 6468	LC-MS/MS; DIN 38407-35	LC-MS/MS direct; DIN 38407-36
LC0011	H108B	GC-MS; EN ISO 6468	GC-MS; EN ISO 6468		
LC0012	H108B		Method 5060; APAT CNR-IRSA		
LC0013	H108B	GC; EN ISO 10695	GC; EN ISO 10695	LC-MS/MS direct; DIN 38407-36	LC-MS/MS direct; DIN 38407-36
LC0014	H108B			LC-MS/MS;	LC-MS/MS;
LC0015	H108B			LC-MS/MS direct;	LC-MS/MS direct;
LC0016	H108B				
LC0017	H108B		ISS CAC 015 REV01; (Report ISTISAN 19/7)		