

EVALUATION OF THE INTERLABORATORY COMPARISON TEST

Major ions N130

Sample dispatch on 9th February 2016

Address: Umweltbundesamt GmbH
Spittelauer Lände 5
1090 Vienna/Austria

Contact: Dipl.-Ing. (FH) Sebastian Köppel

Telephone: +43 (0) 1 31304 4334

E-mail: ringversuche@umweltbundesamt.at

Website: www.umweltbundesamt.at/leistungen
www.imatest.at

Management:
Dipl.-Ing. Monika Denner

Table of contents

1	Interlaboratory comparison test: Major ions – N130.....	4
1.1	Participants and time schedule.....	4
1.2	Sampling, sample material and distribution	4
1.3	Control testing	4
2	Evaluation	5
3	Representation and interpretation of measurement results.....	6
4	Explanatory notes	6
5	Annotations on tables and charts.....	7
6	Summary report.....	11
7	Parameter oriented report.....	13
8	Laboratory oriented report	182

1 Interlaboratory comparison test: Major ions – N130

1.1 Participants and time schedule

- Number of registrations: 41
- Number of submitted data records: 41
- Dispatch of samples: 9th of February 2016
- Closing date for submission of data: 8th of March 2016

To anonymize results, each laboratory was given a laboratory code on a random basis.

1.2 Sampling, sample material and distribution

The sampling of ground water and surface water was carried out on 8th February 2016.

The following samples were made available

- Sample N130 A – ground water
- Sample N130 B – surface water

Both samples were filtered using 0,45 µm membrane disc filters and stored at < 4 °C until further processing.

The samples were partly spiked with specific substances and were filled into bottles under continuous stirring to achieve homogeneous samples.

The samples were dispatched without further stabilization on 9th of February 2016.

Each participant received:

- 2 samples (each 1000 ml), each filled in 2 x 500 ml PET bottles.

1.3 Control testing

During filling the bottles, aliquots of each sample were collected randomly for control testing. Testing was performed close to the time of sample dispatch.

In the parameter-oriented evaluation, the results of the control testing are given in the form of arithmetic means of the detected concentrations as control test value $\pm U$.

2 Evaluation

The analytical results had to be made available to the organiser not later than 8th of March 2016. Any values received at a later date were not considered. A statistical evaluation of interlaboratory comparison data was only carried out if at least 6 valid results per parameter were available.

To evaluate the data, outliers were detected first by using the outlier test method according to Hampel. Values identified as conspicuous by this test method are marked specifically in the parameter-oriented evaluation. Further evaluation was performed in accordance with DIN ISO 5725-2. Results < LOQ or < LOD are not taken into account for calculation.

The adjusted average value (after removal of outliers) for all submitted results was used as a basis for the calculation of recovery rates and z-scores.

z-Score

z-Scores were calculated on the basis of the following formula:

$$z - score = \frac{x_i - \bar{X}}{SD}$$

In this context,

x_i is the measurement value of the participating laboratory.

\bar{X} is the adjusted average value (i.e. after removal of outliers) of the participants' results.

SD is the reproducibility standard deviation, calculated from the participants' results (after removal of outliers) in the relevant test round.

Interpretation of z-Scores in the parameter-oriented evaluation:

- $|z| < 2$ result: good
- $2 < |z| < 3$ result: questionable
- $|z| > 3$ result: not satisfactory

3 Representation and interpretation of measurement results

The parameter-oriented evaluation shows the measurement values including uncertainty, recovery rate, calculated z-Score and the outliers in tabular form. The results listed in the table are also represented graphically (see 5 Explanatory notes on the parameter oriented report)

4 Explanatory notes

As explained in the paragraph evaluation (page 5), the z-Score is calculated using the reproducibility standard deviation, calculated from the participants' results (after removal of outliers) in the relevant test round. As a consequence it might occur that the z-Score between -2 and 2 covers an extraordinary range, due to a high variance of the results.

The recovery rate is calculated for the individual result based on the target value. Therefore, in the case of a high variance of the results, participants should also consider recovery rates as an indicator for the necessity of internal quality assurance measures.

- Cf. DOC sample N130 A, total-P sample N130 A and orthophosphate sample N130 A: In all probability the relatively high deviation of results is caused by the low analyte concentrations.

Sample N130 A: For the parameter nitrite no target value was calculated because of the low analyte content and the small number of submitted results.

For the parameter ammonium in sample N130 A, 35 results were submitted. 25 of these were lower LOQ, 10 laboratories submitted results higher than their LOQ. As only results > LOQ are taken into account for calculation (according to chapter 2) the calculated target value for ammonium is 0.048 ± 0.0406 mg/l. Considering the distribution of results including those < LOQ, the calculated target value is to be doubted seriously (cf. graphical representation of results of ammonium sample N130 A).

5 Annotations on tables and charts

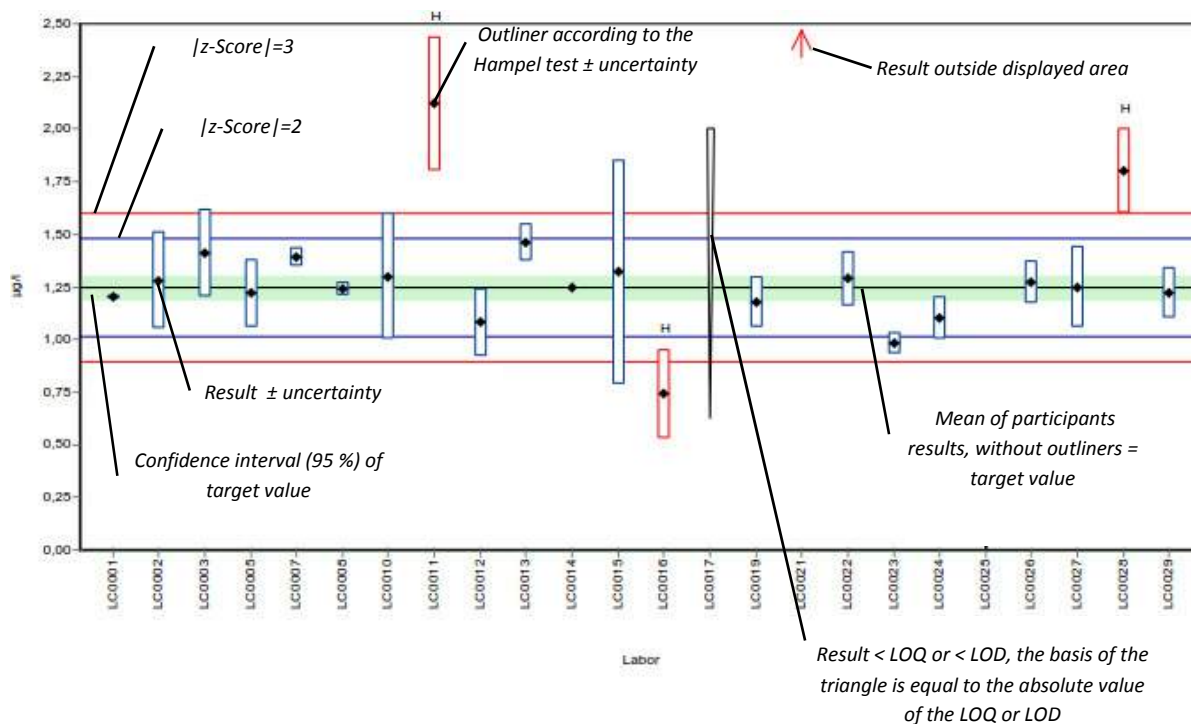
5.1 Information and abbreviations in tables

Parameter	Analyte identifier
Sample	Sample identifier
Unit	Given unit for result and uncertainty (e.g. µg/l)
Mean	Mean of the participants results, without outliers (3 significant digits)
CI (99 %)	99% confidence interval (3 significant digits)
Minimum	Minimum of all submitted results, after removal of outliers (3 significant digits)
Maximum	Maximum of all submitted results, after removal of outliers (3 significant digits)
SD	Reproducibility standard deviation, calculated from the participants results, after removal of outliers (3 significant digits)
RSD %	Reproducibility standard deviation, calculated from the participants results relative to the target value, given in %, after removal of outliers (2 significant digits)
Control test value ± U	Mean of control testing ± measurement uncertainty (3 significant digits)
Labcode	Laboratory identifier (anonymized)
Result	Result as indicated by participant (max. 5 decimal places)
± U	Results uncertainty as indicated by participant (max. 5 decimal places)
LOQ	Limit of quantification
LOD	Limit of detection
Recovery	Recovery rate in % based on target value (3 significant digits, max. one decimal place given)
z-Score	Deviation of result based on target value depicted as a multiple of the criteria (3 significant digits, max. 2 decimal places given)
-	<i>No data available</i>
Comments	Comment on the respective result (e.g. H, FN, FP)
H	Outlier according to Hampel-Test
FN	False negative – for a result < LOQ or result < LOD: The absolute value of the LOQ or LOD fulfils the condition of an outlier according to the Hampel test.
FP	False positive – for parameters where no target value is available because of a too low analyte content (n < 6):

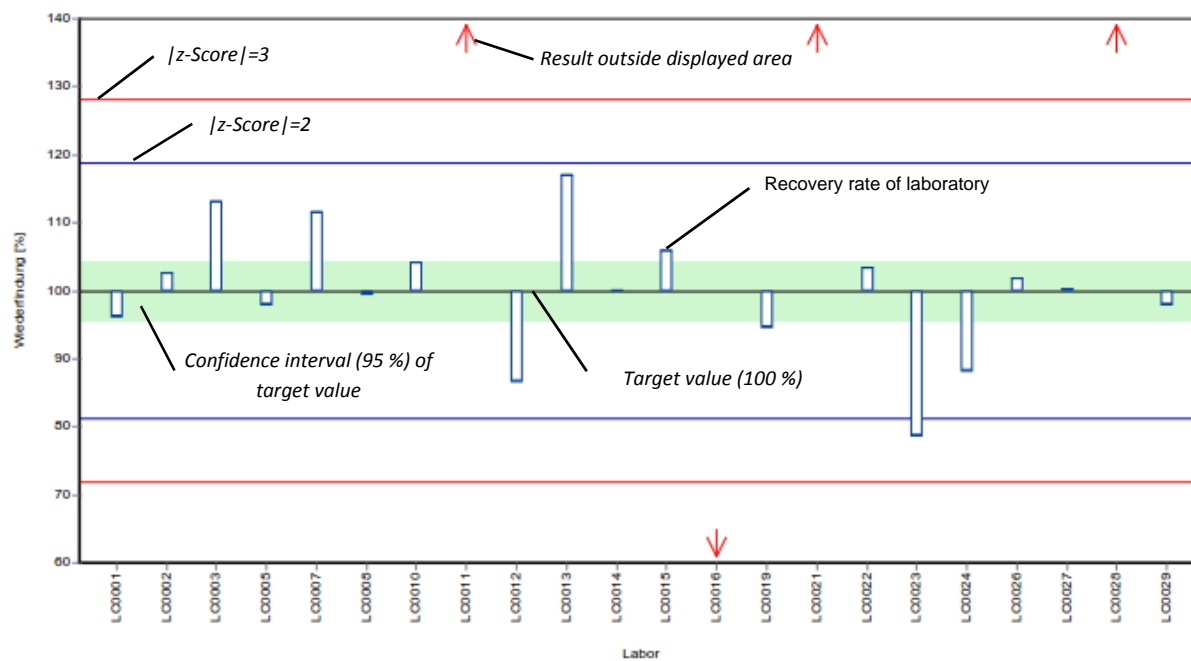
	Result that exceeds the median of the absolute values of the transmitted LOQs or LODs by more than 100 %.
Standard deviation	Reproducibility standard deviation, calculated from the participants results (3 significant digits)
Rel. standard deviation	Reproducibility standard deviation, calculated from the participants results relative to the target value, given in %, (3 significant digits)
n	Number of results
Target value	Mean of the participants results, without outliers (3 significant digits)
Criteria	Criteria for z-Score calculation. The given value matches the reproducibility standard deviation, calculated from the participants' results, after removal of outliers (3 significant digits).

5.2 Graphical presentation of results

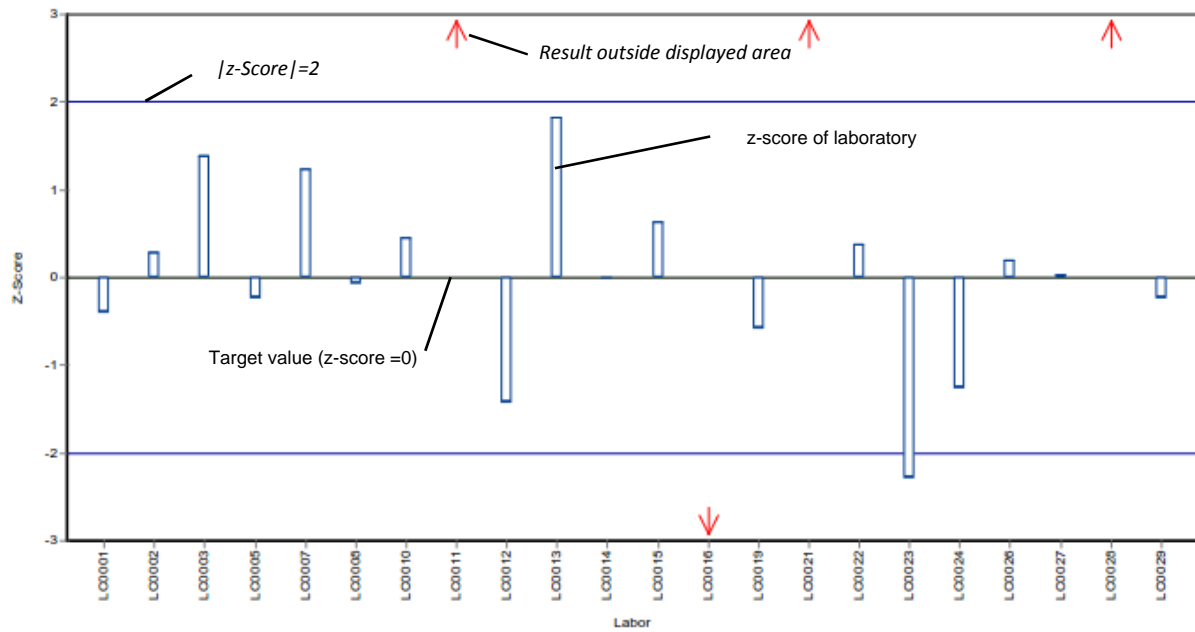
Example chart: Results



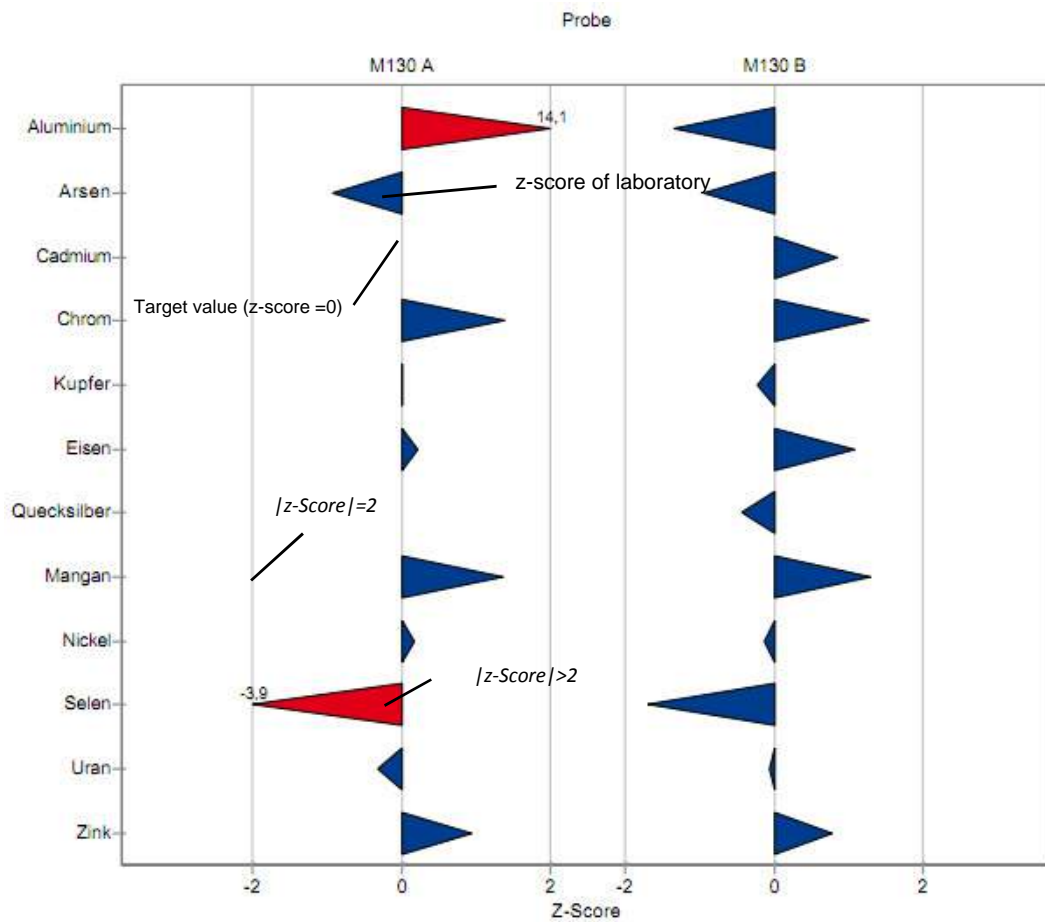
Example chart: Recovery



Example chart: z-score



Example chart: z-score - laboratory oriented report



Summary of results, after removal of outliers: Major ions N130

6 Summary of results, after removal of outliers

Parameter	Sample	Unit	Number of results for calculation	Number of outliers	Mean	± CI (99%)	Minimum	Maximum	SD	RSD %
Alkalinity Ks 4,3	N130 A	mmol/l	32	2	6,5	± 0,0497	6,26	6,67	0,0936	1,4
	N130 B	mmol/l	32	2	4,9	± 0,038	4,76	5,04	0,0717	1,5
Boron	N130 A	mg/l	14	2	0,152	± 0,00712	0,138	0,17	0,00888	5,8
	N130 B	mg/l	13	2	0,0915	± 0,00676	0,078	0,11	0,00812	8,9
Calcium	N130 A	mg/l	27	4	89,9	± 1,41	83,7	96,1	2,45	2,7
	N130 B	mg/l	28	3	73,1	± 1,26	68,3	76,3	2,22	3
Chloride	N130 A	mg/l	26	4	70,6	± 0,911	67,2	73	1,55	2,2
	N130 B	mg/l	27	3	48,3	± 0,893	43,8	50,9	1,55	3,2
DOC (as C)	N130 A	mg/l	22	2	1,14	± 0,137	0,7	1,55	0,215	19
	N130 B	mg/l	22	3	2,3	± 0,131	1,9	2,62	0,205	8,9
Total-P (as PO4)	N130 A	mg/l	22	2	0,0368	± 0,00447	0,028	0,053	0,00698	19
	N130 B	mg/l	21	7	0,249	± 0,00849	0,226	0,282	0,013	5,2
Total hardness	N130 A	°d	28	3	28,5	± 0,341	27,1	30	0,602	2,1
	N130 B	°d	27	4	20,1	± 0,255	19	21	0,442	2,2
Hydrogen carbonate	N130 A	mg/l	28	2	395	± 3,29	380	404	5,8	1,5
	N130 B	mg/l	27	3	297	± 3,01	283	305	5,21	1,8
Potassium	N130 A	mg/l	27	2	3,81	± 0,0923	3,5	4,09	0,16	4,2
	N130 B	mg/l	27	2	3,01	± 0,109	2,55	3,35	0,189	6,3
El. conductivity (25°C)	N130 A	µS/cm	33	5	1070	± 6,85	1040	1100	13,1	1,2
	N130 B	µS/cm	34	4	778	± 4,69	756	801	9,12	1,2
Magnesium	N130 A	mg/l	31	0	69,1	± 1,45	61,9	74,2	2,7	3,9
	N130 B	mg/l	28	3	42,7	± 0,775	39,6	45,2	1,37	3,2
Sodium	N130 A	mg/l	28	0	35,8	± 0,735	33	38,5	1,3	3,6
	N130 B	mg/l	26	2	25,2	± 0,566	23	27,4	0,961	3,8
Ammonium (as NH4)	N130 A	mg/l	10	0	0,0481	± 0,0406	0,00465	0,124	0,0428	89
	N130 B	mg/l	31	4	0,188	± 0,00809	0,15	0,223	0,015	8
Nitrite (as NO2)	N130 A	mg/l	5	1	-	± -	0,01	0,01	-	-

Summary of results, after removal of outliers: Major ions N130

Parameter	Sample	Unit	Number of results for calculation	Number of outliers	Mean	± CI (99%)	Minimum	Maximum	SD	RSD %
Nitrite (as NO ₂)	N130 B	mg/l	29	4	0,135	± 0,00404	0,12	0,15	0,00725	5,4
Nitrate (as NO ₃)	N130 A	mg/l	29	5	64,7	± 0,999	60,3	67,7	1,79	2,8
	N130 B	mg/l	29	5	40,6	± 0,578	38	43	1,04	2,6
Orthophosphate (as PO ₄)	N130 A	mg/l	19	3	0,0315	± 0,00353	0,02	0,042	0,00513	16
	N130 B	mg/l	20	7	0,147	± 0,00584	0,124	0,161	0,00871	5,9
Sulfate (as SO ₄)	N130 A	mg/l	24	4	108	± 1,55	103	113	2,54	2,4
	N130 B	mg/l	24	4	68,2	± 1,14	63	71,5	1,86	2,7

7 Parameter oriented report

Alkalinity Ks 4,3	14
Boron	24
Calcium.....	34
Chloride	44
DOC (as C).....	54
Total-P (as PO4)	64
Total hardness.....	74
Hydrogen carbonate	84
Potassium.....	94
El. conductivity (25°C)	104
Magnesium	114
Sodium	124
Ammonium (as NH4)	134
Nitrite (as NO2)	144
Nitrate (as NO3)	152
Orthophosphate (as PO4).....	162
Sulfate (as SO4)	172

Parameter oriented report

N130 A

Alkalinity Ks 4,3

Unit	mmol/l
Mean ± CI (99%)	6,5 ± 0,0497
Minimum - Maximum	6,26 - 6,67
Control test value ± U	6,58 ± 0,008

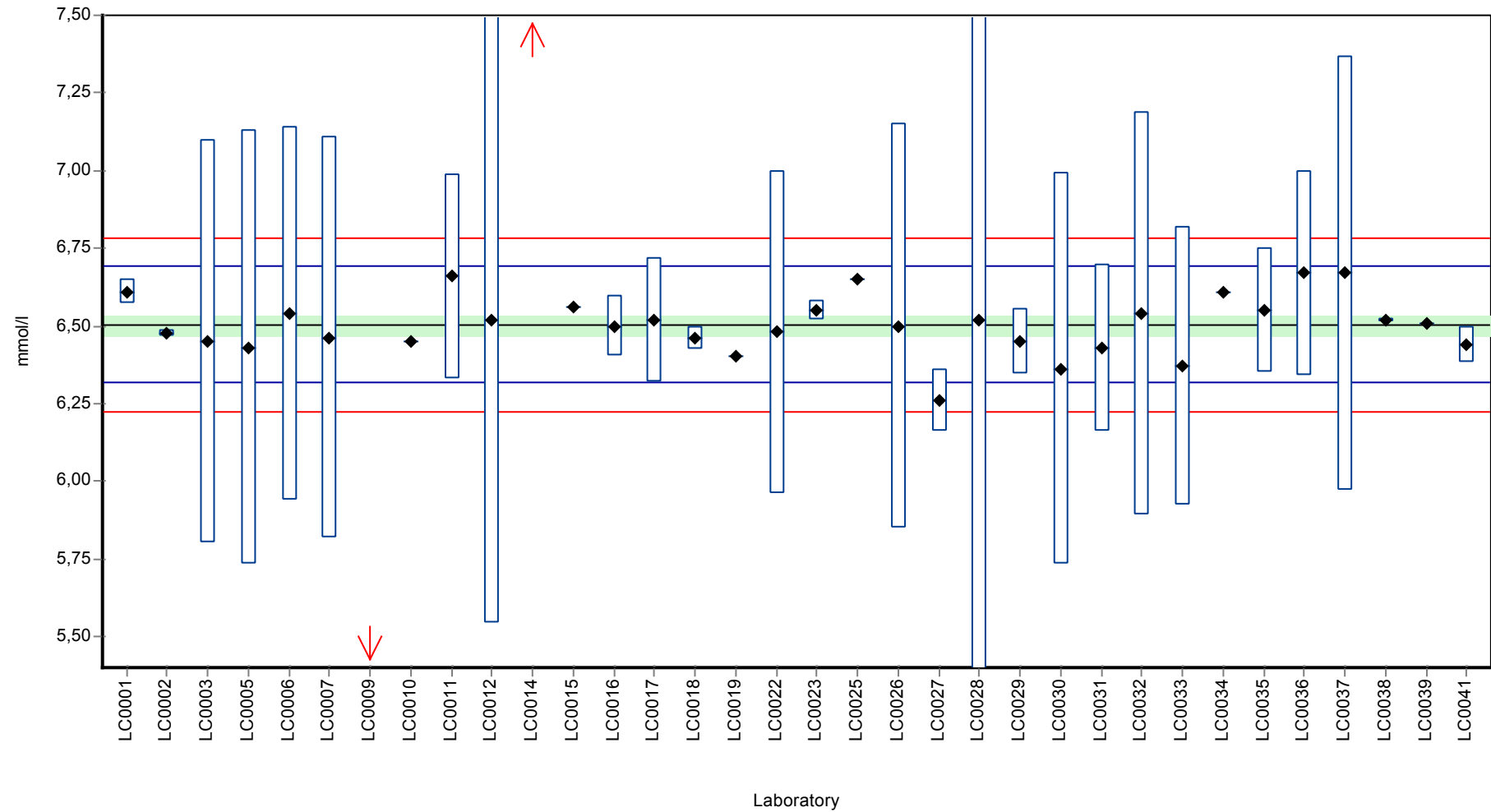
Labcode	Result	± U	Recovery [%]	z-score	Comments
LC0001	6,61	0,04	102	1,13	
LC0002	6,47666	0,0094	99,6	-0,29	
LC0003	6,45	0,65	99,2	-0,57	
LC0004	-	-	-	-	
LC0005	6,43	0,7	98,9	-0,79	
LC0006	6,54	0,6	101	0,39	
LC0007	6,463	0,646	99,4	-0,44	
LC0008	-	-	-	-	
LC0009	3,31	0,19	50,9	-34,1	H
LC0010	6,45	-	99,2	-0,57	
LC0011	6,66	0,33	102	1,67	
LC0012	6,52	0,978	100	0,17	
LC0013	-	-	-	-	
LC0014	290,46	-	4470	3030	H
LC0015	6,562	-	101	0,62	
LC0016	6,5	0,1	99,9	-0,04	
LC0017	6,52	0,2	100	0,17	
LC0018	6,46	0,03876	99,3	-0,47	
LC0019	6,4	-	98,4	-1,11	
LC0020	-	-	-	-	
LC0021	-	-	-	-	
LC0022	6,48	0,52	99,6	-0,26	
LC0023	6,55	0,03	101	0,49	
LC0024	-	-	-	-	
LC0025	6,65	-	102	1,56	
LC0026	6,5	0,65	99,9	-0,04	
LC0027	6,26	0,1	96,3	-2,6	
LC0028	6,52	1,3	100	0,17	
LC0029	6,45	0,103	99,2	-0,57	
LC0030	6,3615	0,63	97,8	-1,52	
LC0031	6,43	0,27	98,9	-0,79	
LC0032	6,54	0,65	101	0,39	
LC0033	6,37	0,45	97,9	-1,43	
LC0034	6,61	-	102	1,13	
LC0035	6,55	0,2	101	0,49	
LC0036	6,67	0,33	103	1,77	
LC0037	6,67	0,7	103	1,77	
LC0038	6,52	0,006	100	0,17	
LC0039	6,51	-	100	0,07	
LC0040	-	-	-	-	
LC0041	6,44	0,06	99	-0,68	

Characteristics of parameter

	all results	without outliers	Unit
Mean ± CI (99%)	14,8 ± 25,1	6,5 ± 0,0497	mmol/l
Minimum	3,31	6,26	mmol/l
Maximum	290	6,67	mmol/l
Standard deviation	48,7	0,0936	mmol/l
rel. Standard deviation	330	1,44	%
n	34	32	-

Graphical presentation of results

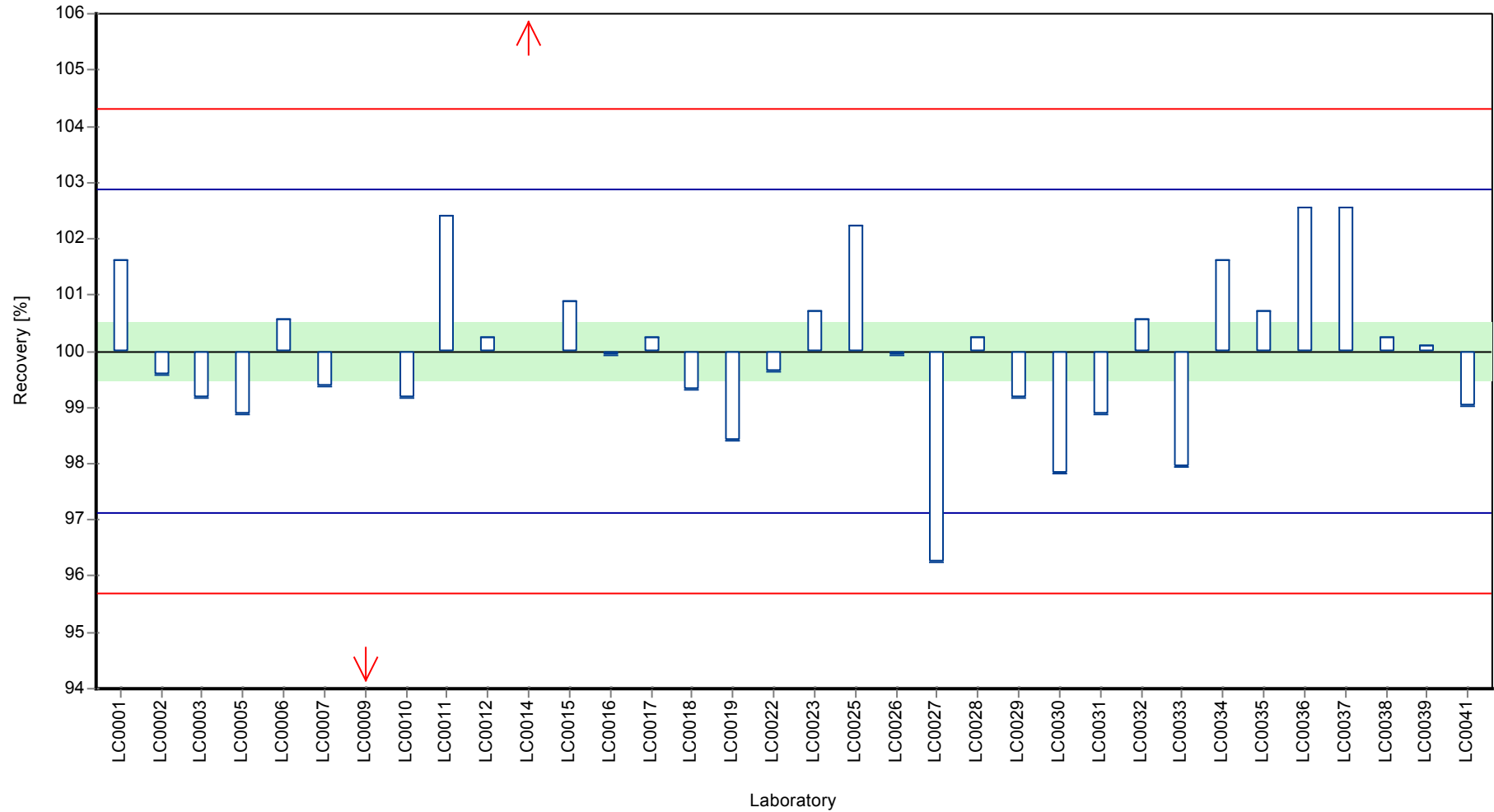
Results



Parameter oriented report Major ions N130

Sample: N130A, Parameter: Alkalinity Ks 4,3

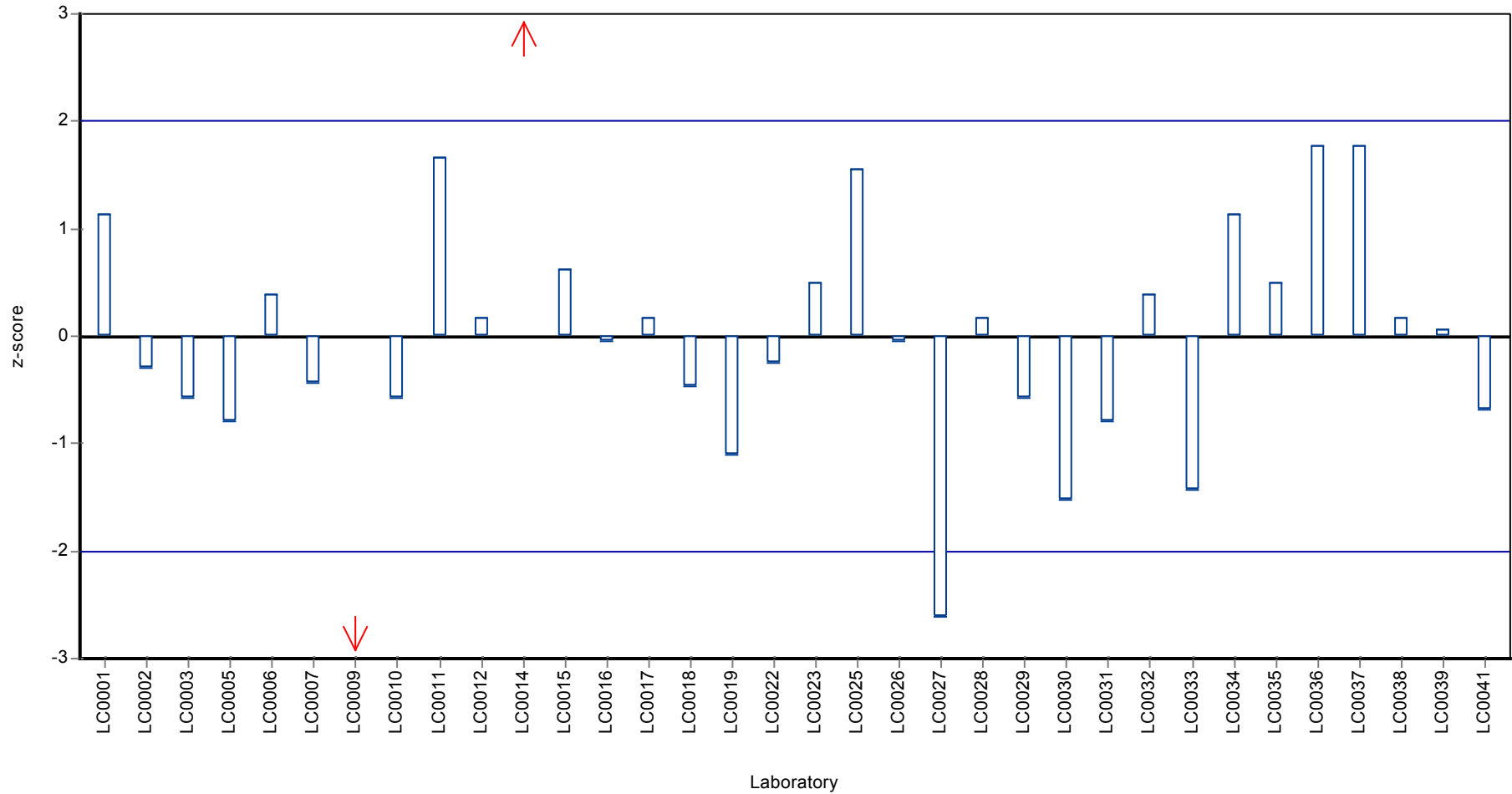
Recovery rate



Parameter oriented report Major ions N130

Sample: N130A, Parameter: Alkalinity Ks 4,3

Z-score



Parameter oriented report

N130 B

Alkalinity Ks 4,3

Unit	mmol/l
Mean ± CI (99%)	4,9 ± 0,038
Minimum - Maximum	4,76 - 5,04
Control test value ± U	4,96 ± 0,017

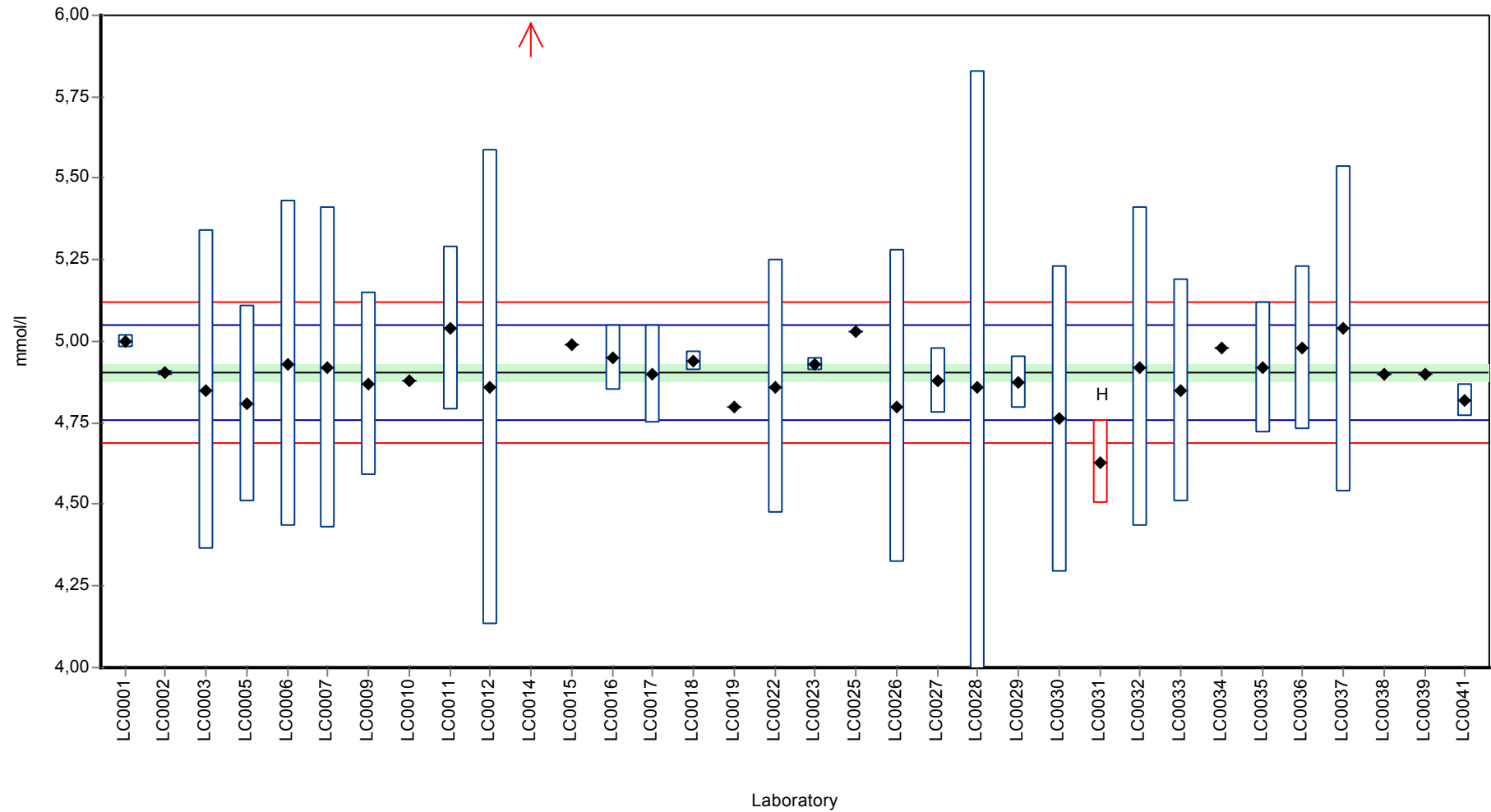
Labcode	Result	± U	Recovery [%]	z-score	Comments
LC0001	5	0,02	102	1,33	
LC0002	4,90333	0,0085	100	-0,02	
LC0003	4,85	0,49	98,9	-0,76	
LC0004	-	-	-	-	
LC0005	4,81	0,3	98,1	-1,32	
LC0006	4,93	0,5	101	0,35	
LC0007	4,918	0,492	100	0,19	
LC0008	-	-	-	-	
LC0009	4,87	0,28	99,3	-0,48	
LC0010	4,878	-	99,5	-0,37	
LC0011	5,04	0,25	103	1,89	
LC0012	4,86	0,73	99,1	-0,62	
LC0013	-	-	-	-	
LC0014	220	-	4490	3000	H
LC0015	4,99	-	102	1,19	
LC0016	4,95	0,1	101	0,63	
LC0017	4,9	0,15	99,9	-0,06	
LC0018	4,94	0,02964	101	0,49	
LC0019	4,8	-	97,9	-1,46	
LC0020	-	-	-	-	
LC0021	-	-	-	-	
LC0022	4,86	0,39	99,1	-0,62	
LC0023	4,93	0,02	101	0,35	
LC0024	-	-	-	-	
LC0025	5,03	-	103	1,75	
LC0026	4,8	0,48	97,9	-1,46	
LC0027	4,88	0,1	99,5	-0,34	
LC0028	4,86	0,97	99,1	-0,62	
LC0029	4,875	0,08	99,4	-0,41	
LC0030	4,7615	0,47	97,1	-2	
LC0031	4,63	0,13	94,4	-3,83	H
LC0032	4,92	0,49	100	0,21	
LC0033	4,85	0,34	98,9	-0,76	
LC0034	4,98	-	102	1,05	
LC0035	4,92	0,2	100	0,21	
LC0036	4,98	0,25	102	1,05	
LC0037	5,04	0,5	103	1,89	
LC0038	4,9	0,005	99,9	-0,06	
LC0039	4,9	-	99,9	-0,06	
LC0040	-	-	-	-	
LC0041	4,82	0,05	98,3	-1,18	

Characteristics of parameter

	all results	without outliers	Unit
Mean ± CI (99%)	11,2 ± 19	4,9 ± 0,038	mmol/l
Minimum	4,63	4,76	mmol/l
Maximum	220	5,04	mmol/l
Standard deviation	36,9	0,0717	mmol/l
rel. Standard deviation	329	1,46	%
n	34	32	-

Graphical presentation of results

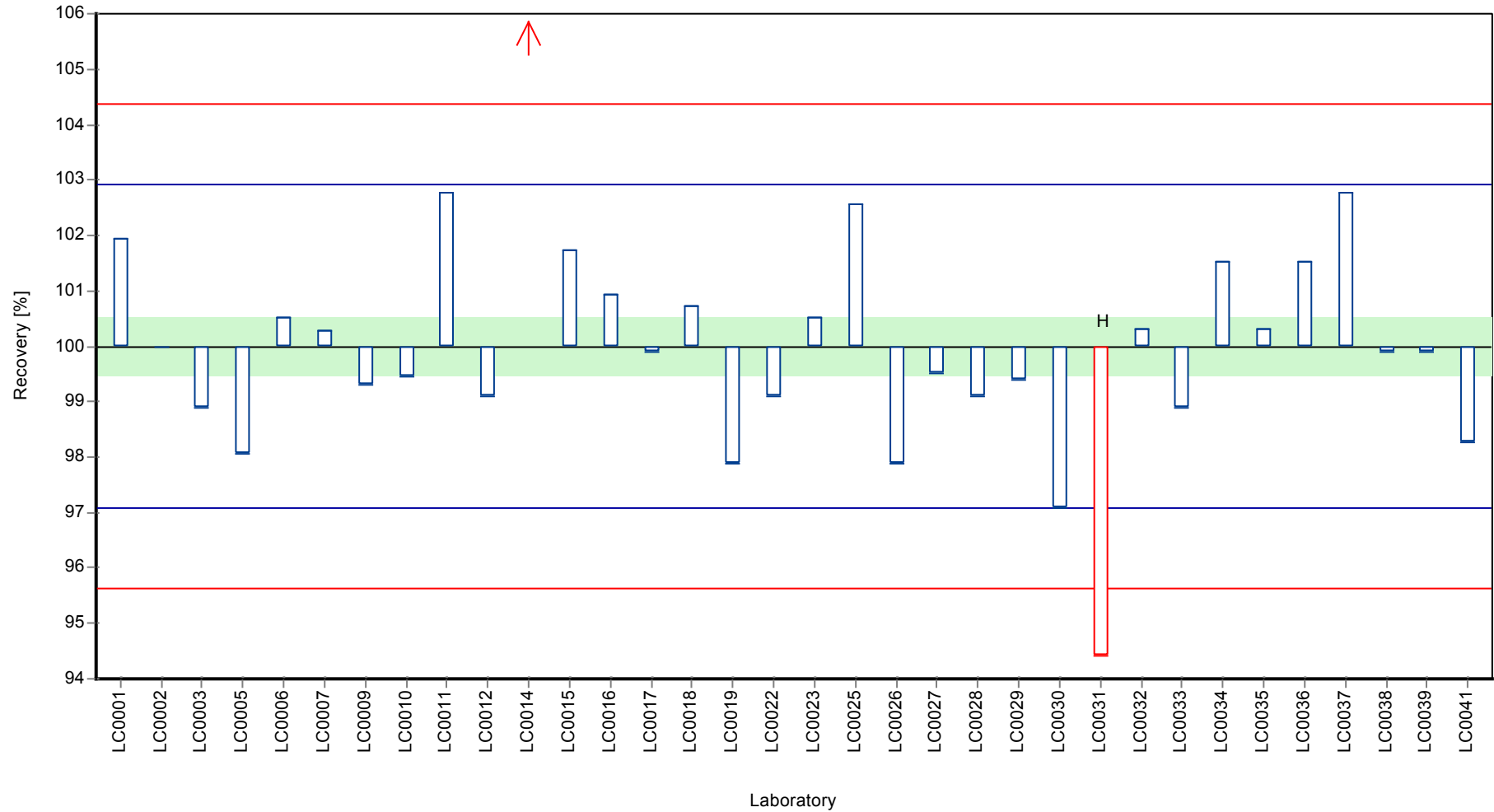
Results



Parameter oriented report Major ions N130

Sample: N130B, Parameter: Alkalinity Ks 4,3

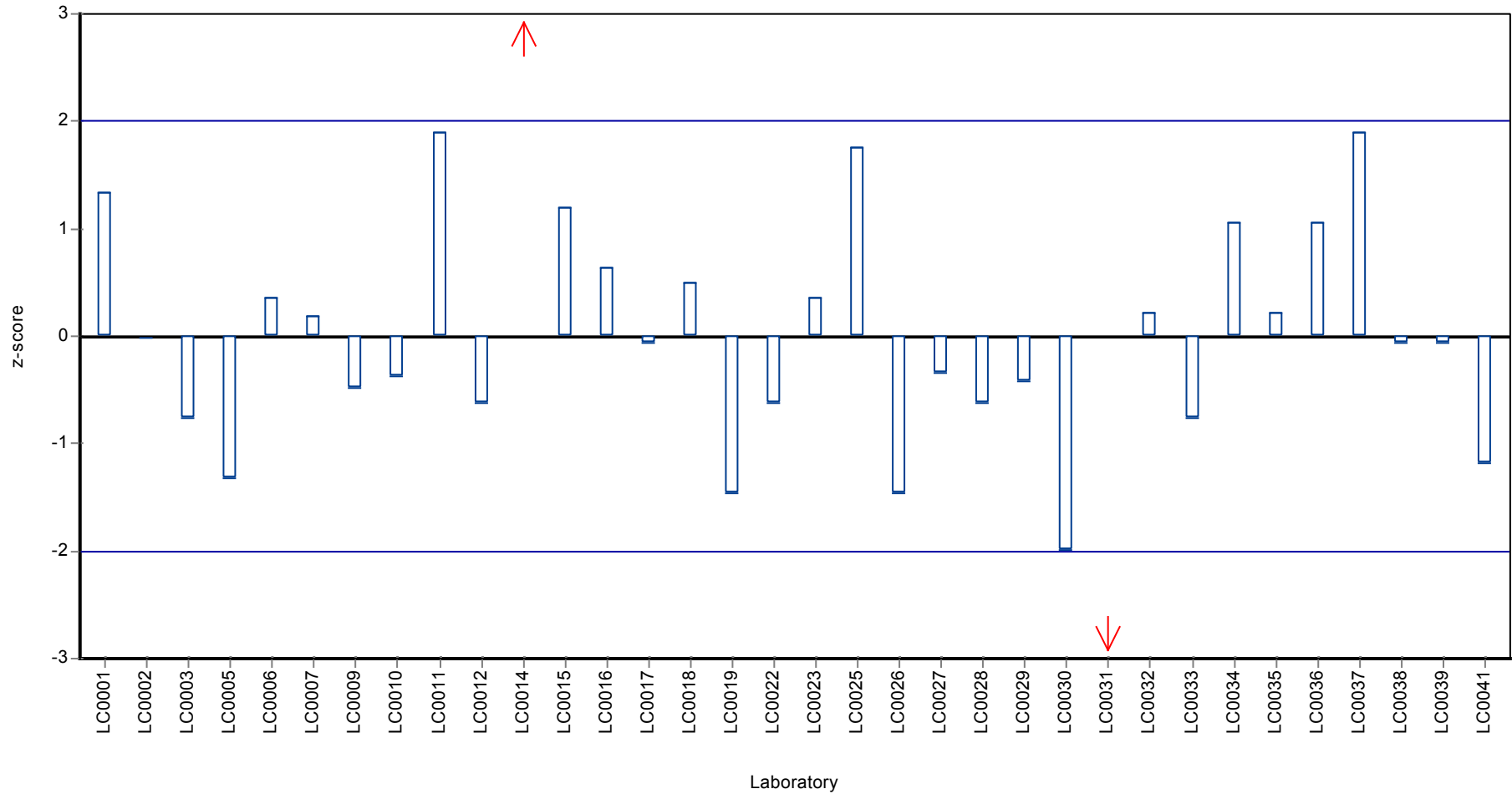
Recovery rate



Parameter oriented report Major ions N130

Sample: N130B, Parameter: Alkalinity Ks 4,3

Z-score



Parameter oriented report

N130 A

Boron

Unit	mg/l
Mean ± CI (99%)	0,152 ± 0,00712
Minimum - Maximum	0,138 - 0,17
Control test value ± U	0,162 ± 0,005

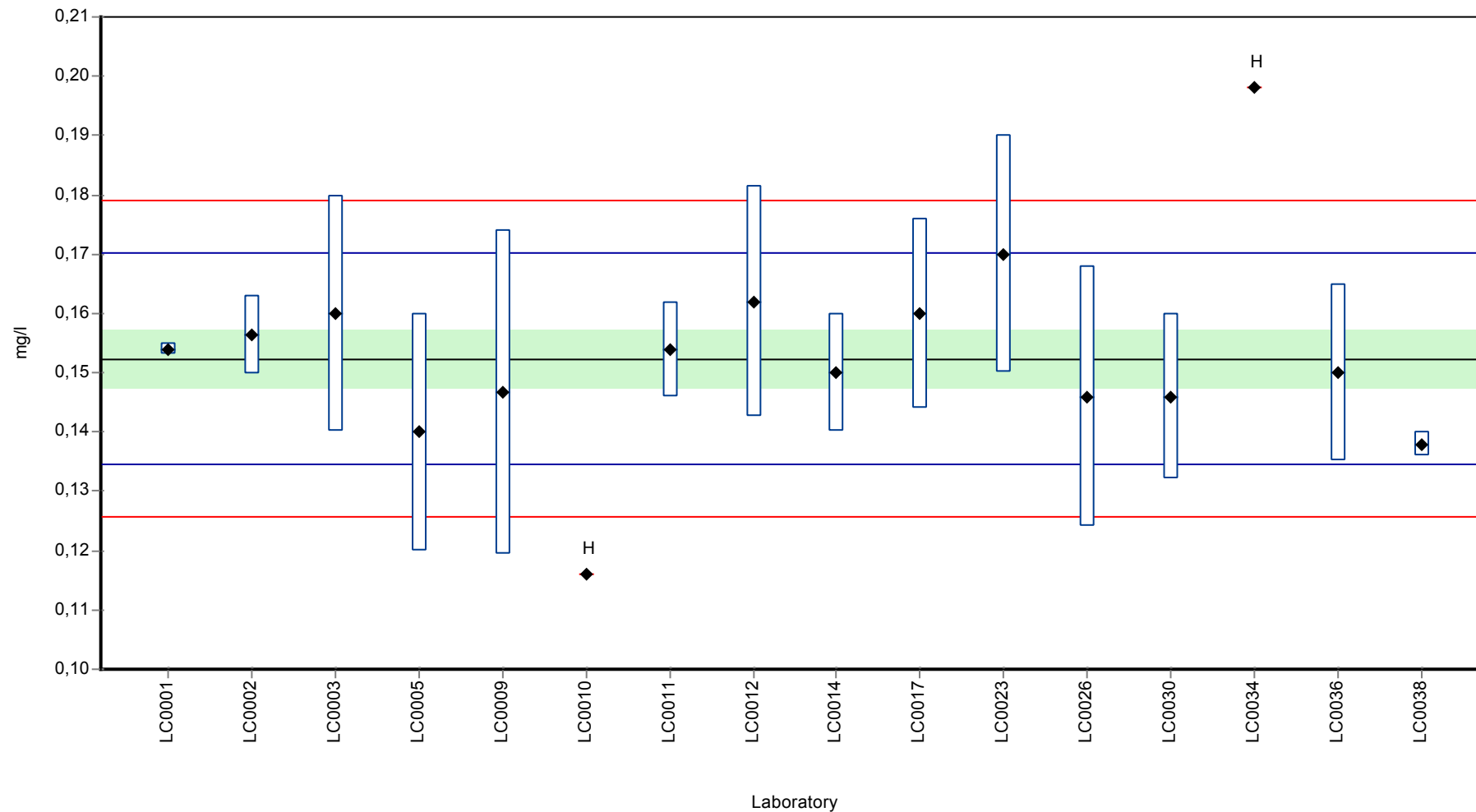
Labcode	Result	± U	Recovery [%]	z-score	Comments
LC0001	0,154	0,001	101	0,18	
LC0002	0,15637	0,0066	103	0,45	
LC0003	0,16	0,02	105	0,86	
LC0004	-	-	-	-	
LC0005	0,14	0,02	91,9	-1,39	
LC0006	-	-	-	-	
LC0007	-	-	-	-	
LC0008	-	-	-	-	
LC0009	0,1467	0,0273	96,3	-0,64	
LC0010	0,116	-	76,1	-4,09	H
LC0011	0,154	0,008	101	0,18	
LC0012	0,162	0,0194	106	1,09	
LC0013	-	-	-	-	
LC0014	0,15	0,01	98,4	-0,27	
LC0015	-	-	-	-	
LC0016	-	-	-	-	
LC0017	0,16	0,016	105	0,86	
LC0018	-	-	-	-	
LC0019	-	-	-	-	
LC0020	-	-	-	-	
LC0021	-	-	-	-	
LC0022	-	-	-	-	
LC0023	0,17	0,02	112	1,99	
LC0024	-	-	-	-	
LC0025	-	-	-	-	
LC0026	0,146	0,022	95,8	-0,72	
LC0027	-	-	-	-	
LC0028	-	-	-	-	
LC0029	-	-	-	-	
LC0030	0,146	0,014	95,8	-0,72	
LC0031	-	-	-	-	
LC0032	-	-	-	-	
LC0033	-	-	-	-	
LC0034	0,198	-	130	5,14	H
LC0035	-	-	-	-	
LC0036	0,15	0,015	98,4	-0,27	
LC0037	-	-	-	-	
LC0038	0,138	0,002	90,6	-1,62	
LC0039	-	-	-	-	
LC0040	-	-	-	-	
LC0041	-	-	-	-	

Characteristics of parameter

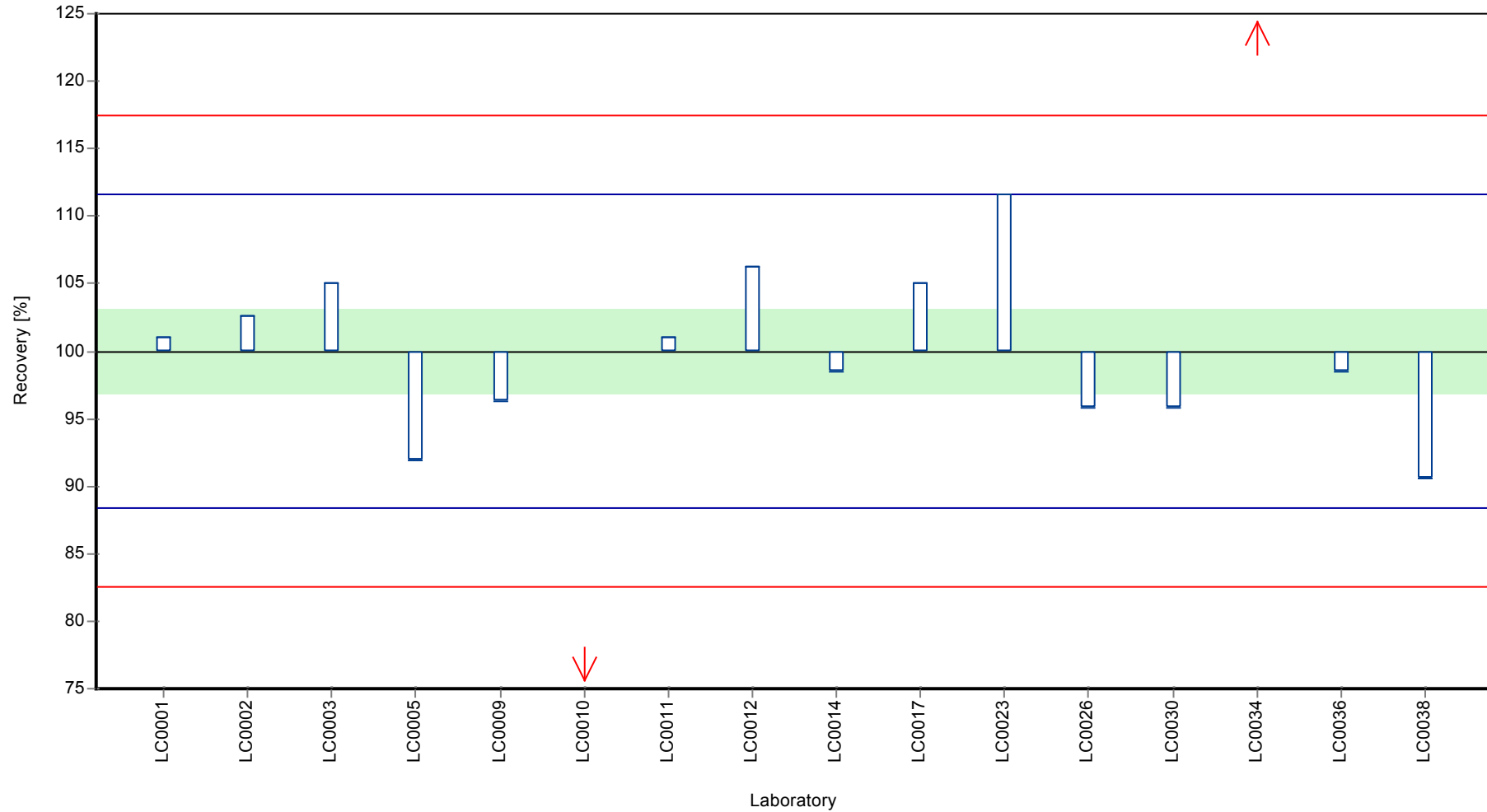
	all results	without outliers	Unit
Mean ± CI (99%)	0,153 ± 0,0129	0,152 ± 0,00712	mg/l
Minimum	0,116	0,138	mg/l
Maximum	0,198	0,17	mg/l
Standard deviation	0,0172	0,00888	mg/l
rel. Standard deviation	11,2	5,83	%
n	16	14	-

Graphical presentation of results

Results



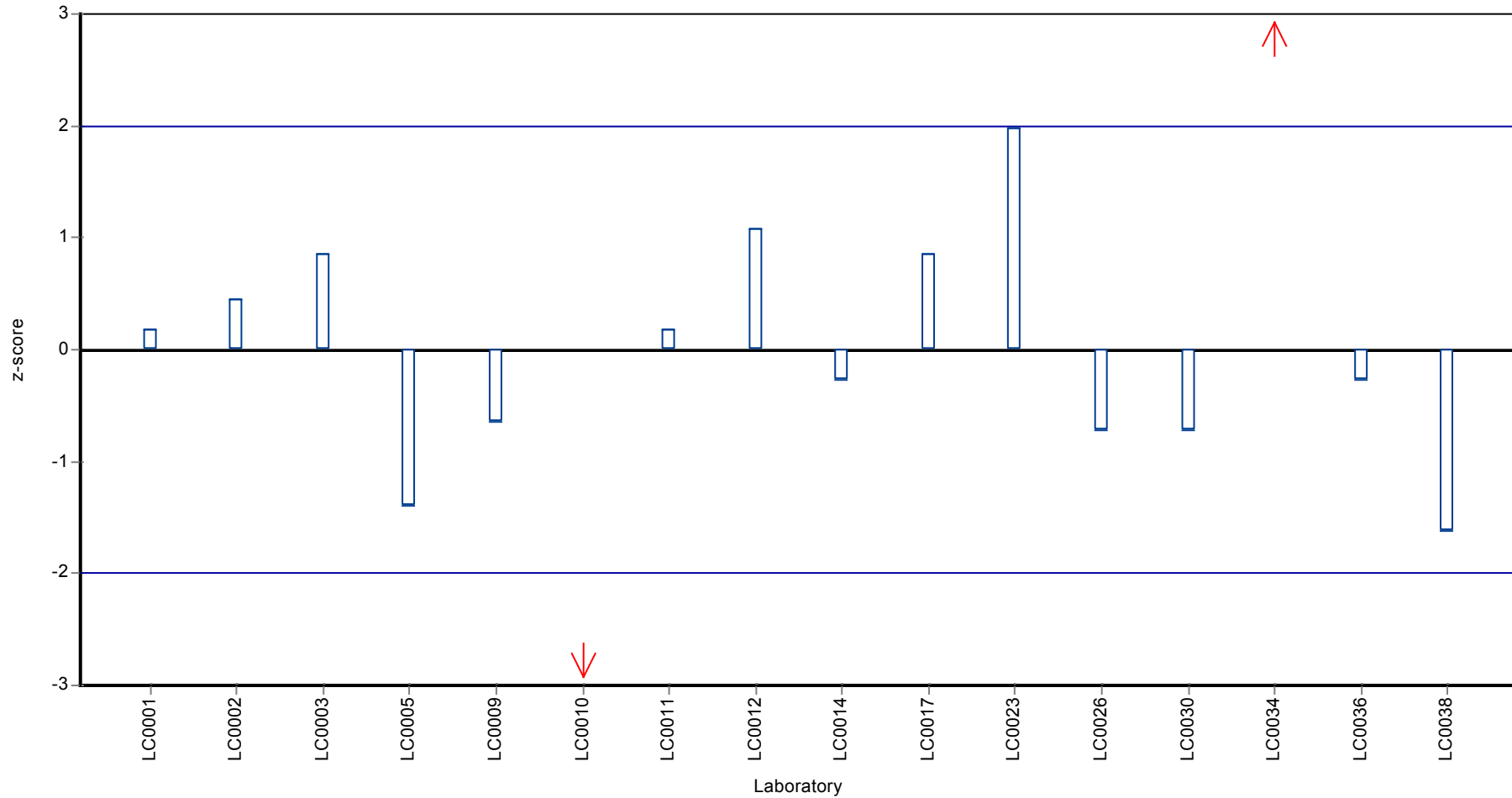
Recovery rate



Parameter oriented report Major ions N130

Sample: N130A, Parameter: Boron

Z-score



Parameter oriented report

N130 B

Boron

Unit	mg/l
Mean ± CI (99%)	0,0915 ± 0,00676
Minimum - Maximum	0,078 - 0,11
Control test value ± U	0,097 ± 0,001

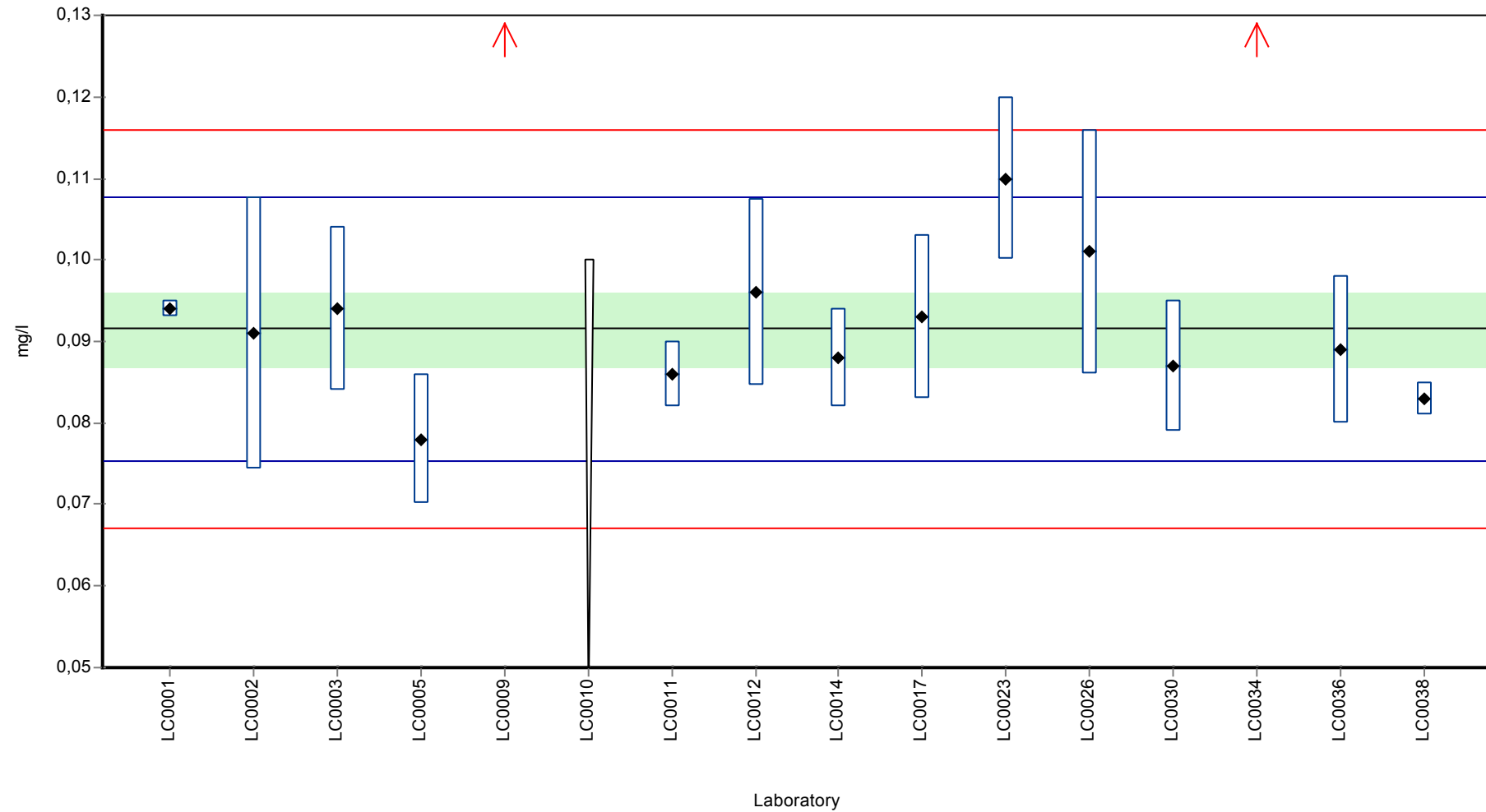
Labcode	Result	± U	Recovery [%]	z-score	Comments
LC0001	0,094	0,001	103	0,3	
LC0002	0,091	0,0166	99,4	-0,07	
LC0003	0,094	0,01	103	0,3	
LC0004	-	-	-	-	
LC0005	0,078	0,008	85,2	-1,67	
LC0006	-	-	-	-	
LC0007	-	-	-	-	
LC0008	-	-	-	-	
LC0009	85,23	15,84	93100	10500	H
LC0010	< 0,1 (LOQ)	-	-	-	
LC0011	0,086	0,004	93,9	-0,68	
LC0012	0,096	0,0115	105	0,55	
LC0013	-	-	-	-	
LC0014	0,088	0,006	96,1	-0,44	
LC0015	-	-	-	-	
LC0016	-	-	-	-	
LC0017	0,093	0,01	102	0,18	
LC0018	-	-	-	-	
LC0019	-	-	-	-	
LC0020	-	-	-	-	
LC0021	-	-	-	-	
LC0022	-	-	-	-	
LC0023	0,11	0,01	120	2,27	
LC0024	-	-	-	-	
LC0025	-	-	-	-	
LC0026	0,101	0,015	110	1,17	
LC0027	-	-	-	-	
LC0028	-	-	-	-	
LC0029	-	-	-	-	
LC0030	0,087	0,008	95	-0,56	
LC0031	-	-	-	-	
LC0032	-	-	-	-	
LC0033	-	-	-	-	
LC0034	0,148	-	162	6,95	H
LC0035	-	-	-	-	
LC0036	0,089	0,009	97,2	-0,31	
LC0037	-	-	-	-	
LC0038	0,083	0,002	90,7	-1,05	
LC0039	-	-	-	-	
LC0040	-	-	-	-	
LC0041	-	-	-	-	

Characteristics of parameter

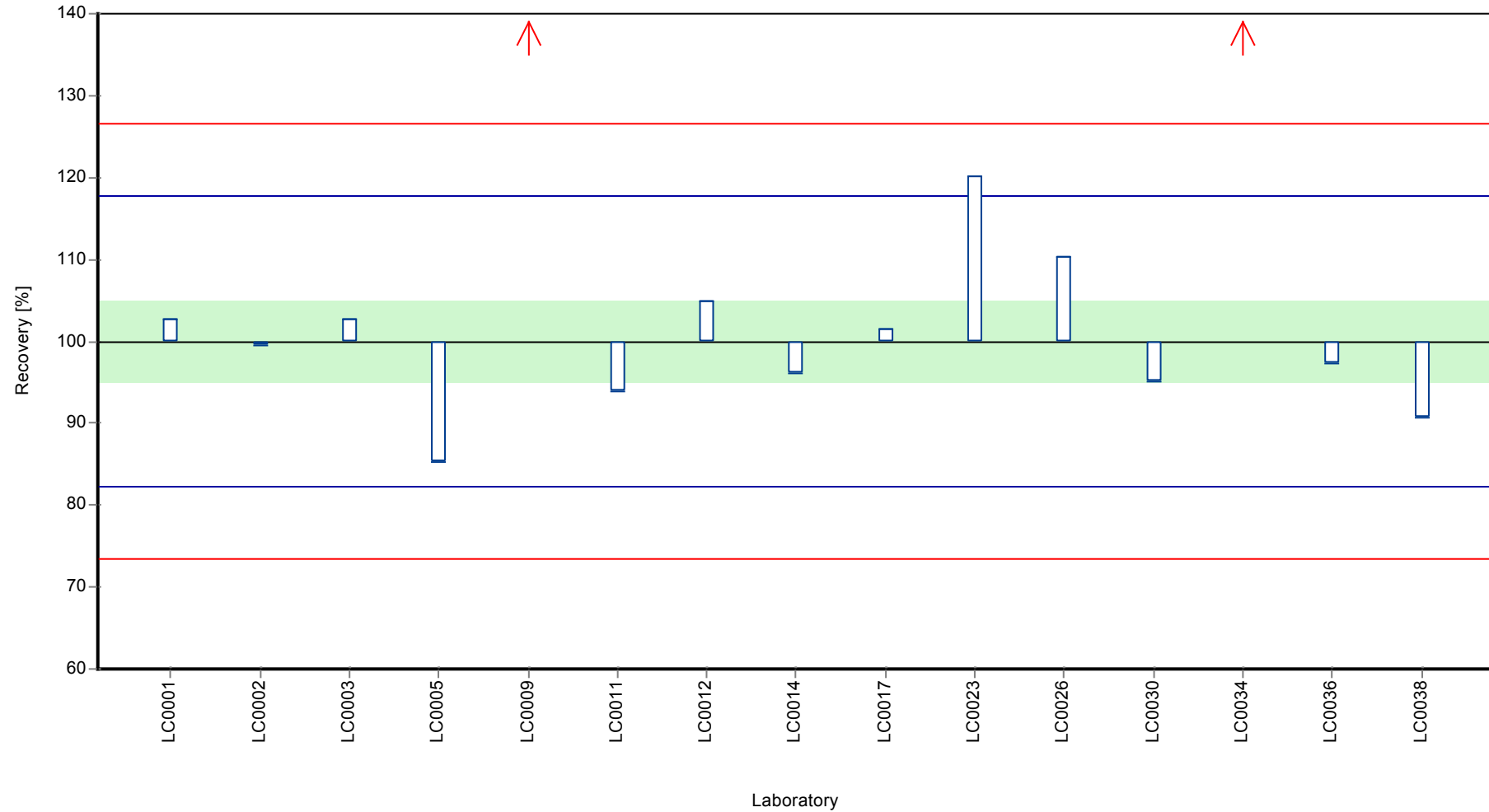
	all results	without outliers	Unit
Mean ± CI (99%)	5,77 ± 17	0,0915 ± 0,00676	mg/l
Minimum	0,078	0,078	mg/l
Maximum	85,2	0,11	mg/l
Standard deviation	22	0,00812	mg/l
rel. Standard deviation	381	8,87	%
n	15	13	-

Graphical presentation of results

Results



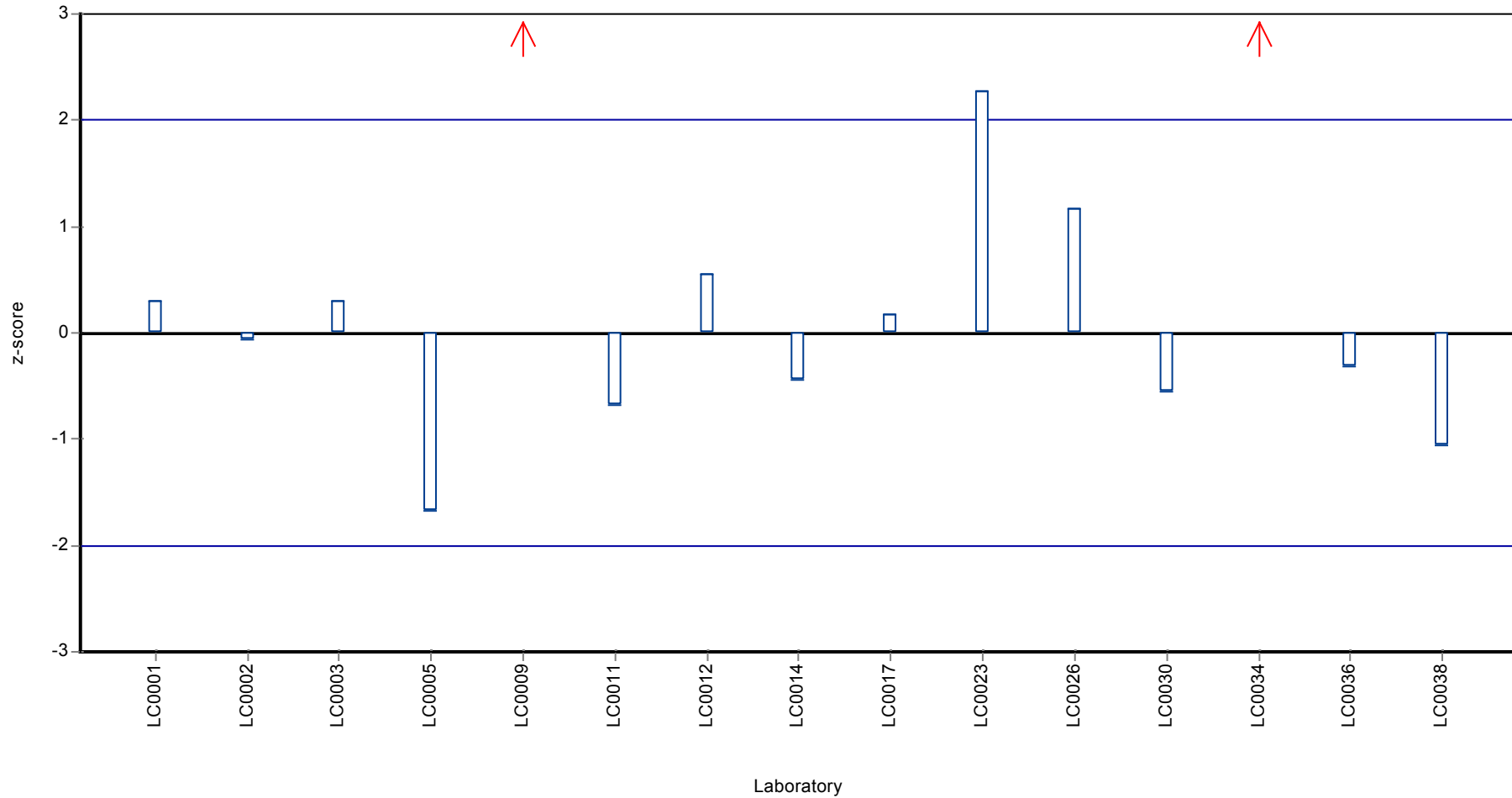
Recovery rate



Parameter oriented report Major ions N130

Sample: N130B, Parameter: Boron

Z-score



Parameter oriented report

N130 A

Calcium

Unit	mg/l
Mean ± CI (99%)	89,9 ± 1,41
Minimum - Maximum	83,7 - 96,1
Control test value ± U	90,8 ± 0,99

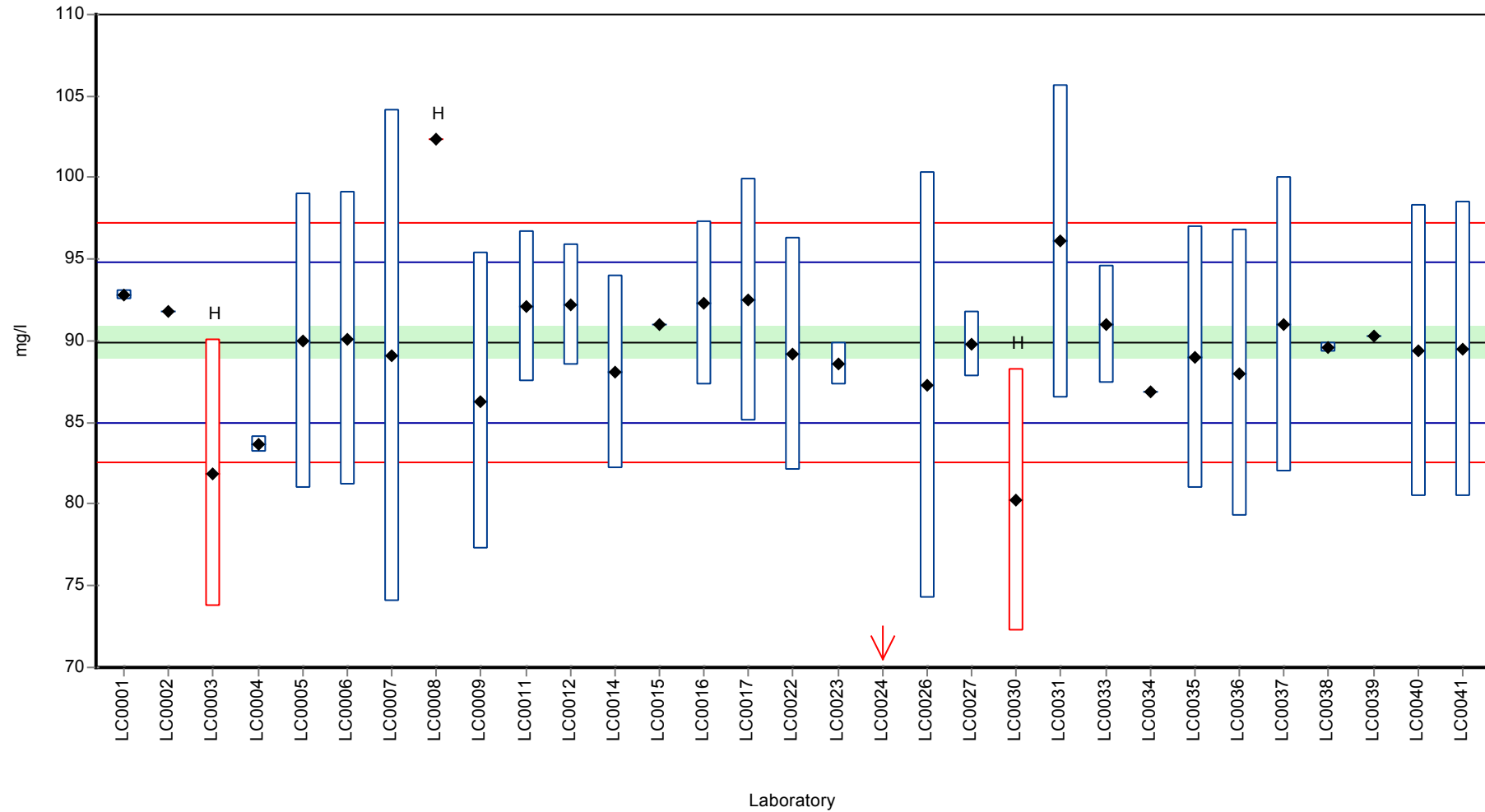
Labcode	Result	± U	Recovery [%]	z-score	Comments
LC0001	92,8	0,31	103	1,18	
LC0002	91,823	0,0107	102	0,78	
LC0003	81,9	8,2	91,1	-3,27	H
LC0004	83,65	0,5	93	-2,56	
LC0005	90	9	100	0,03	
LC0006	90,15	9	100	0,1	
LC0007	89,1	15,1	99,1	-0,33	
LC0008	102,4	-	114	5,1	H
LC0009	86,3	9,1	96	-1,48	
LC0010	-	-	-	-	
LC0011	92,1	4,6	102	0,89	
LC0012	92,23	3,689	103	0,94	
LC0013	-	-	-	-	
LC0014	88,1	5,9	98	-0,74	
LC0015	91	-	101	0,44	
LC0016	92,3	5	103	0,97	
LC0017	92,5	7,4	103	1,06	
LC0018	-	-	-	-	
LC0019	-	-	-	-	
LC0020	-	-	-	-	
LC0021	-	-	-	-	
LC0022	89,17	7,13	99,2	-0,3	
LC0023	88,6	1,3	98,5	-0,54	
LC0024	50,03	0,15	55,6	-16,3	H
LC0025	-	-	-	-	
LC0026	87,3	13,1	97,1	-1,07	
LC0027	89,8	2	99,9	-0,05	
LC0028	-	-	-	-	
LC0029	-	-	-	-	
LC0030	80,25	8,02	89,3	-3,95	H
LC0031	96,1	9,6	107	2,53	
LC0032	-	-	-	-	
LC0033	91	3,6	101	0,44	
LC0034	86,9	-	96,6	-1,23	
LC0035	89	8	99	-0,37	
LC0036	88	8,8	97,9	-0,78	
LC0037	91	9	101	0,44	
LC0038	89,6	0,271	99,6	-0,13	
LC0039	90,282	-	100	0,15	
LC0040	89,4	8,9	99,4	-0,21	
LC0041	89,5	9	99,5	-0,17	

Characteristics of parameter

	all results	without outliers	Unit
Mean ± CI (99%)	88,5 ± 4,39	89,9 ± 1,41	mg/l
Minimum	50	83,7	mg/l
Maximum	102	96,1	mg/l
Standard deviation	8,15	2,45	mg/l
rel. Standard deviation	9,22	2,72	%
n	31	27	-

Graphical presentation of results

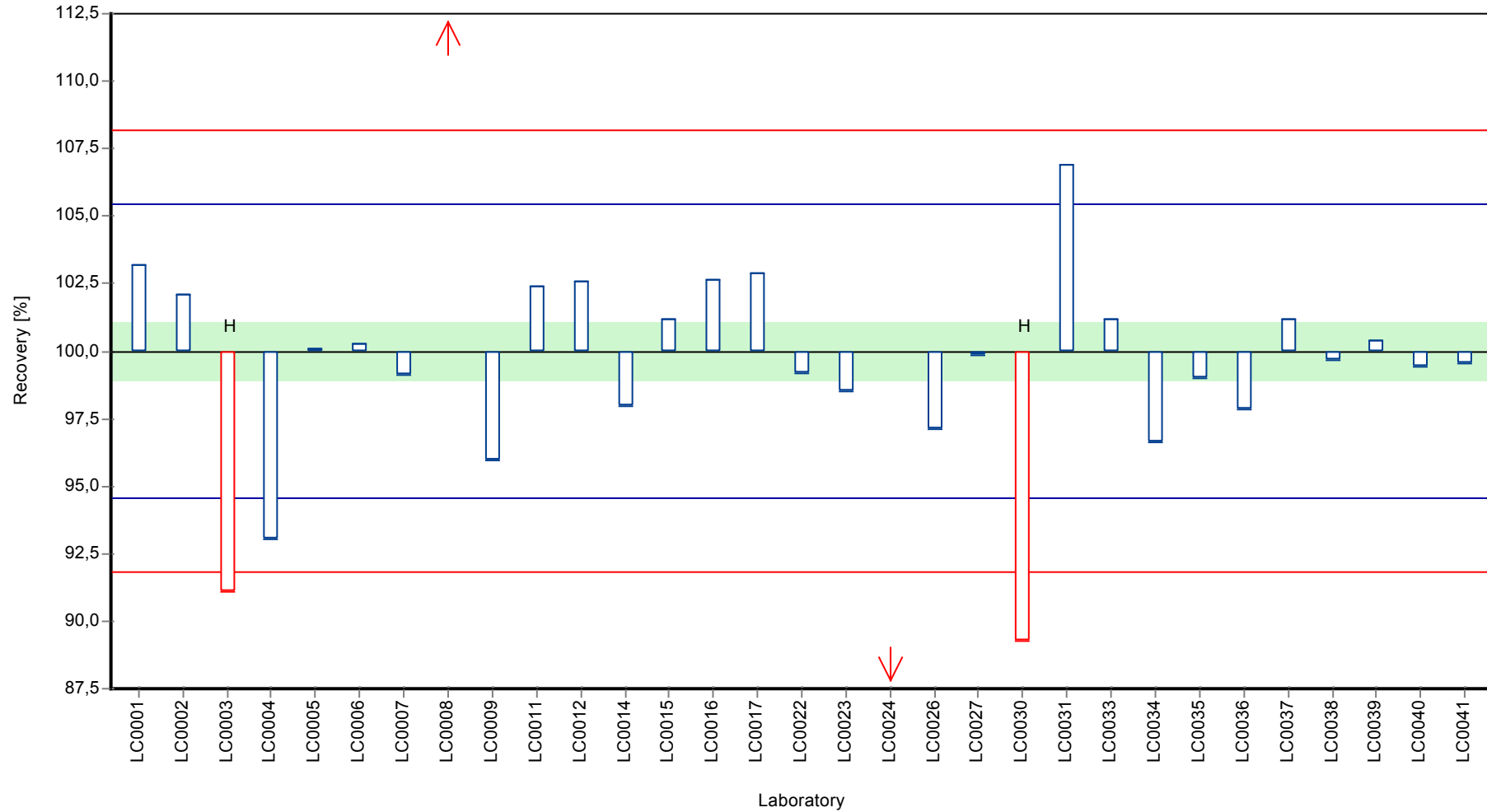
Results



Parameter oriented report Major ions N130

Sample: N130A, Parameter: Calcium

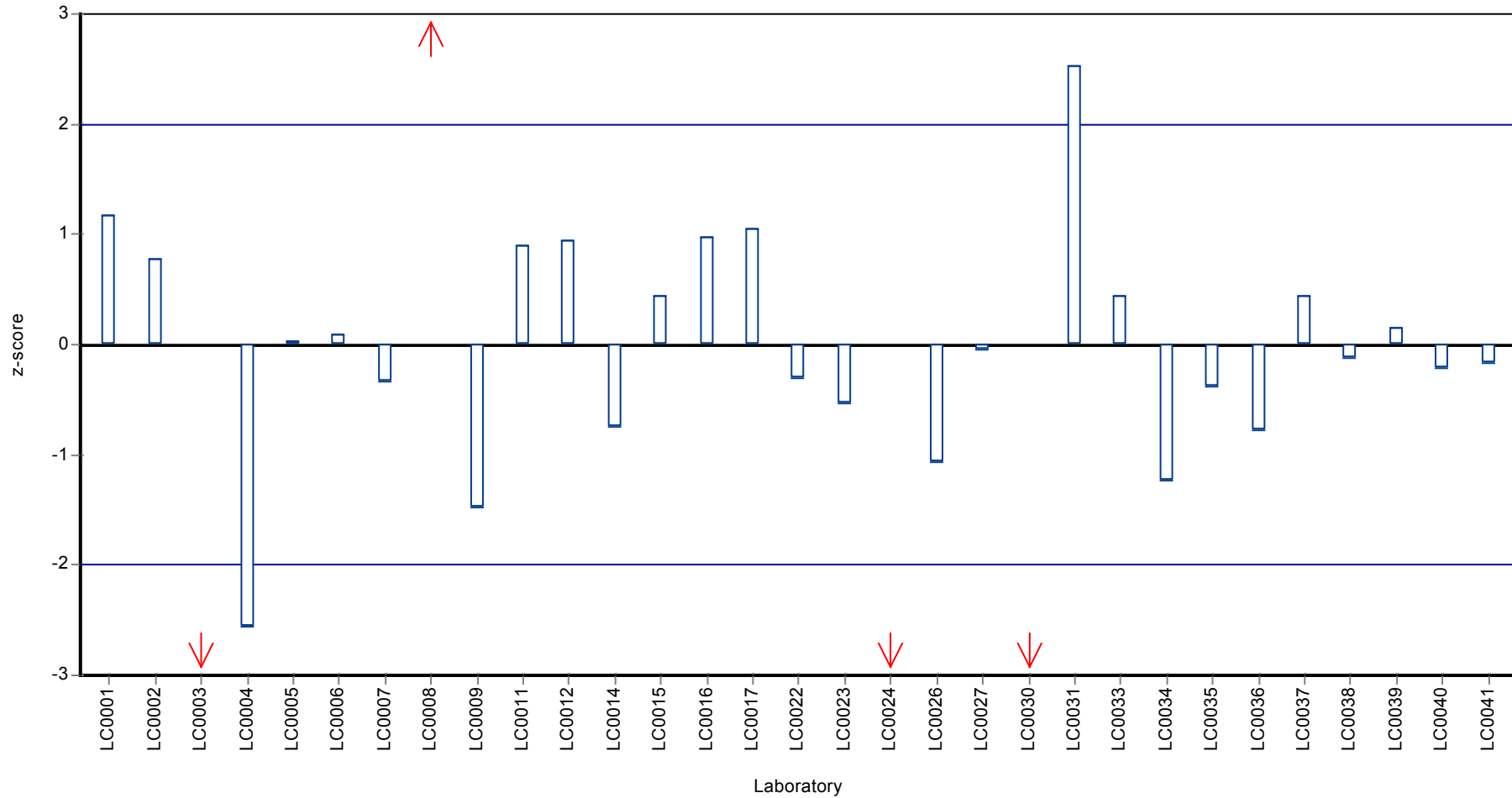
Recovery rate



Parameter oriented report Major ions N130

Sample: N130A, Parameter: Calcium

Z-score



Parameter oriented report

N130 B

Calcium

Unit	mg/l
Mean ± CI (99%)	73,1 ± 1,26
Minimum - Maximum	68,3 - 76,3
Control test value ± U	74,7 ± 0,43

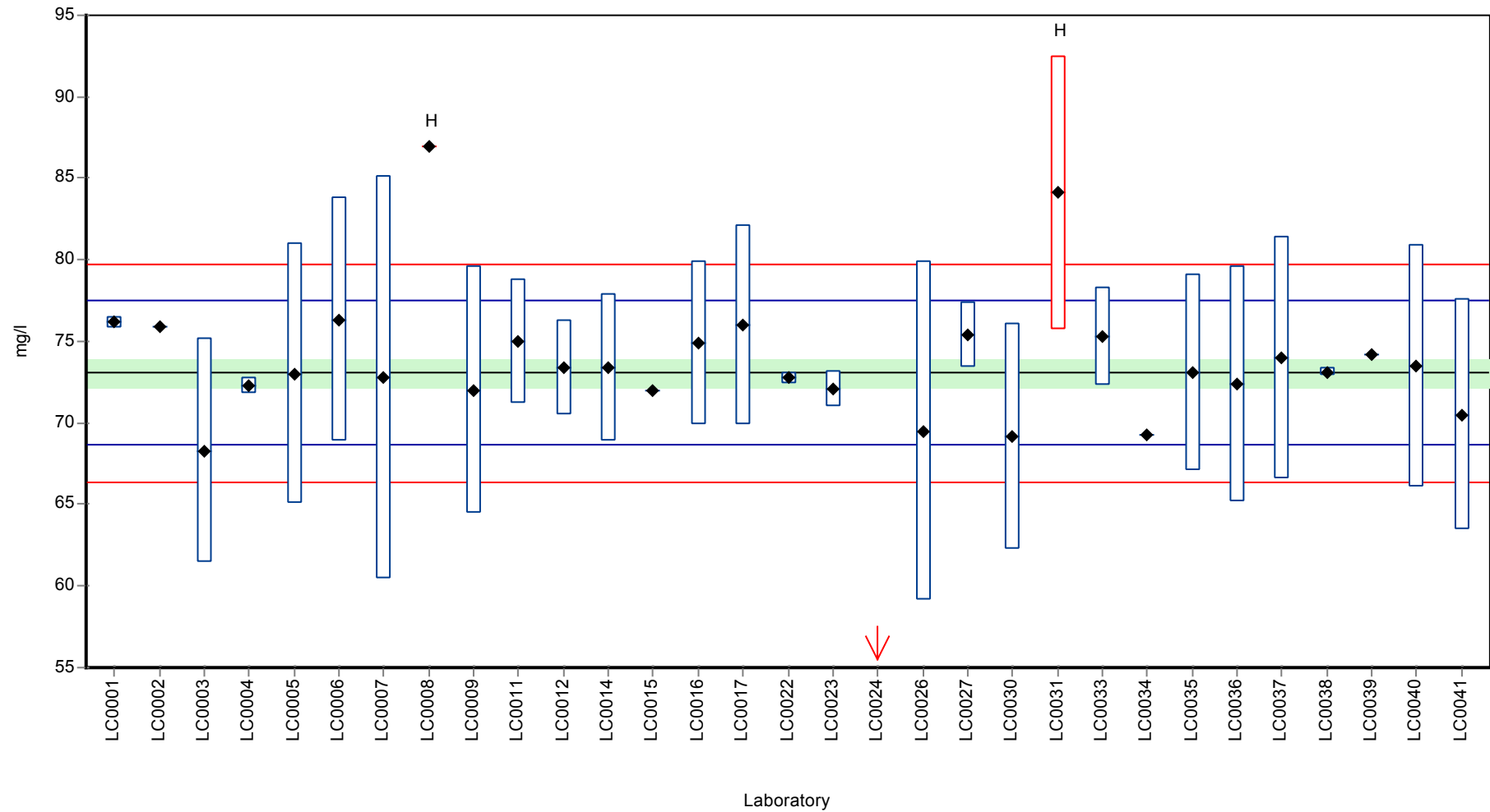
Labcode	Result	± U	Recovery [%]	z-score	Comments
LC0001	76,2	0,35	104	1,41	
LC0002	75,9536	0,0111	104	1,3	
LC0003	68,3	6,9	93,5	-2,15	
LC0004	72,26	0,5	98,9	-0,36	
LC0005	73	8	99,9	-0,03	
LC0006	76,34	7,5	104	1,47	
LC0007	72,8	12,4	99,6	-0,12	
LC0008	87	-	119	6,28	H
LC0009	72	7,6	98,5	-0,48	
LC0010	-	-	-	-	
LC0011	75	3,8	103	0,87	
LC0012	73,38	2,935	100	0,14	
LC0013	-	-	-	-	
LC0014	73,4	4,5	100	0,15	
LC0015	72	-	98,5	-0,48	
LC0016	74,9	5	103	0,83	
LC0017	76	6,1	104	1,32	
LC0018	-	-	-	-	
LC0019	-	-	-	-	
LC0020	-	-	-	-	
LC0021	-	-	-	-	
LC0022	72,77	0,34	99,6	-0,13	
LC0023	72,1	1,1	98,7	-0,43	
LC0024	42,24	0,11	57,8	-13,9	H
LC0025	-	-	-	-	
LC0026	69,5	10,4	95,1	-1,61	
LC0027	75,4	2	103	1,05	
LC0028	-	-	-	-	
LC0029	-	-	-	-	
LC0030	69,2	6,92	94,7	-1,74	
LC0031	84,1	8,4	115	4,97	H
LC0032	-	-	-	-	
LC0033	75,3	3	103	1,01	
LC0034	69,3	-	94,8	-1,7	
LC0035	73,1	6	100	0,02	
LC0036	72,4	7,2	99,1	-0,3	
LC0037	74	7,4	101	0,42	
LC0038	73,1	0,259	100	0,02	
LC0039	74,15	-	101	0,49	
LC0040	73,5	7,4	101	0,2	
LC0041	70,5	7,1	96,5	-1,16	

Characteristics of parameter

	all results	without outliers	Unit
Mean ± CI (99%)	72,9 ± 3,68	73,1 ± 1,26	mg/l
Minimum	42,2	68,3	mg/l
Maximum	87	76,3	mg/l
Standard deviation	6,83	2,22	mg/l
rel. Standard deviation	9,37	3,04	%
n	31	28	-

Graphical presentation of results

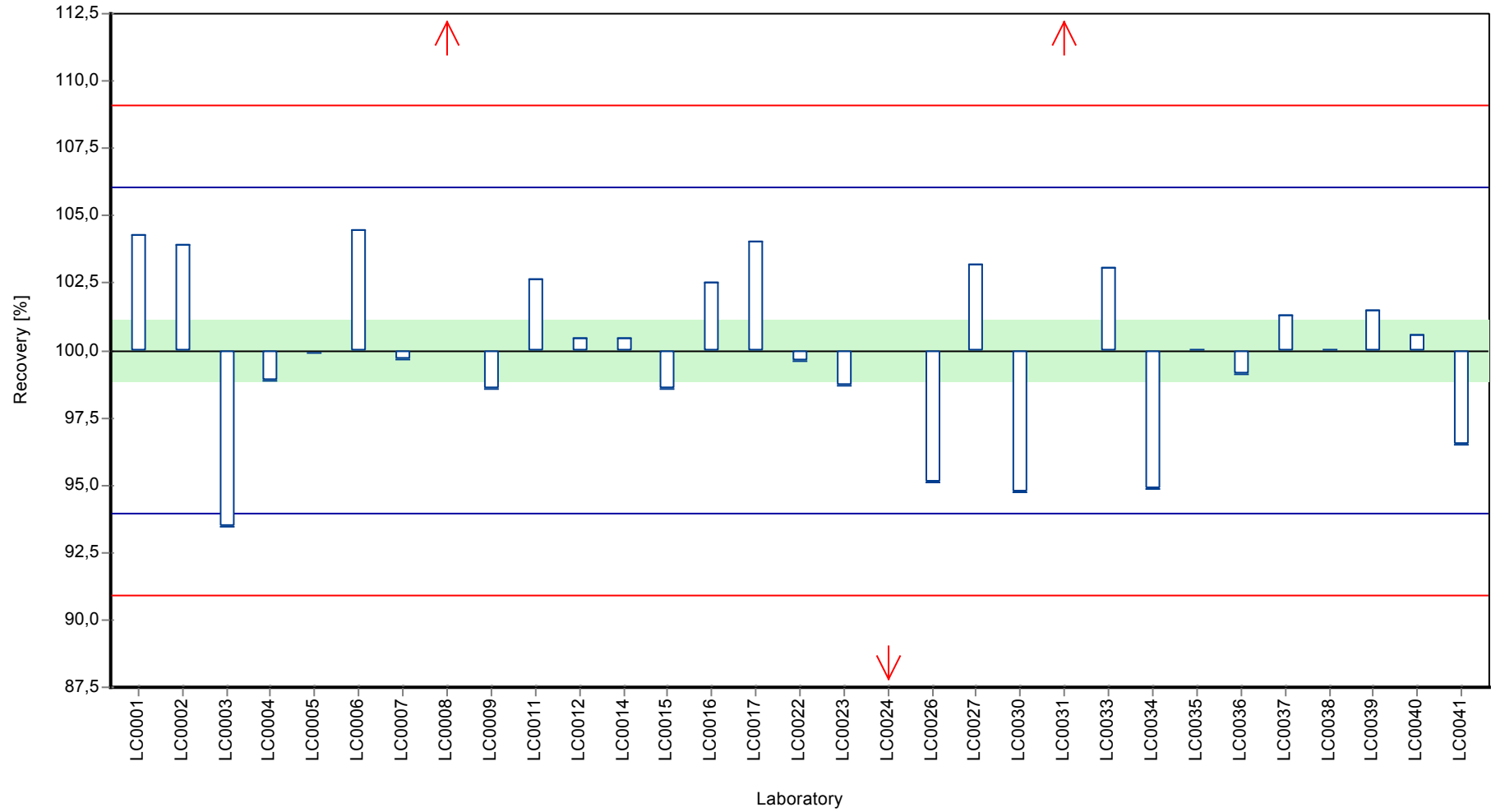
Results



Parameter oriented report Major ions N130

Sample: N130B, Parameter: Calcium

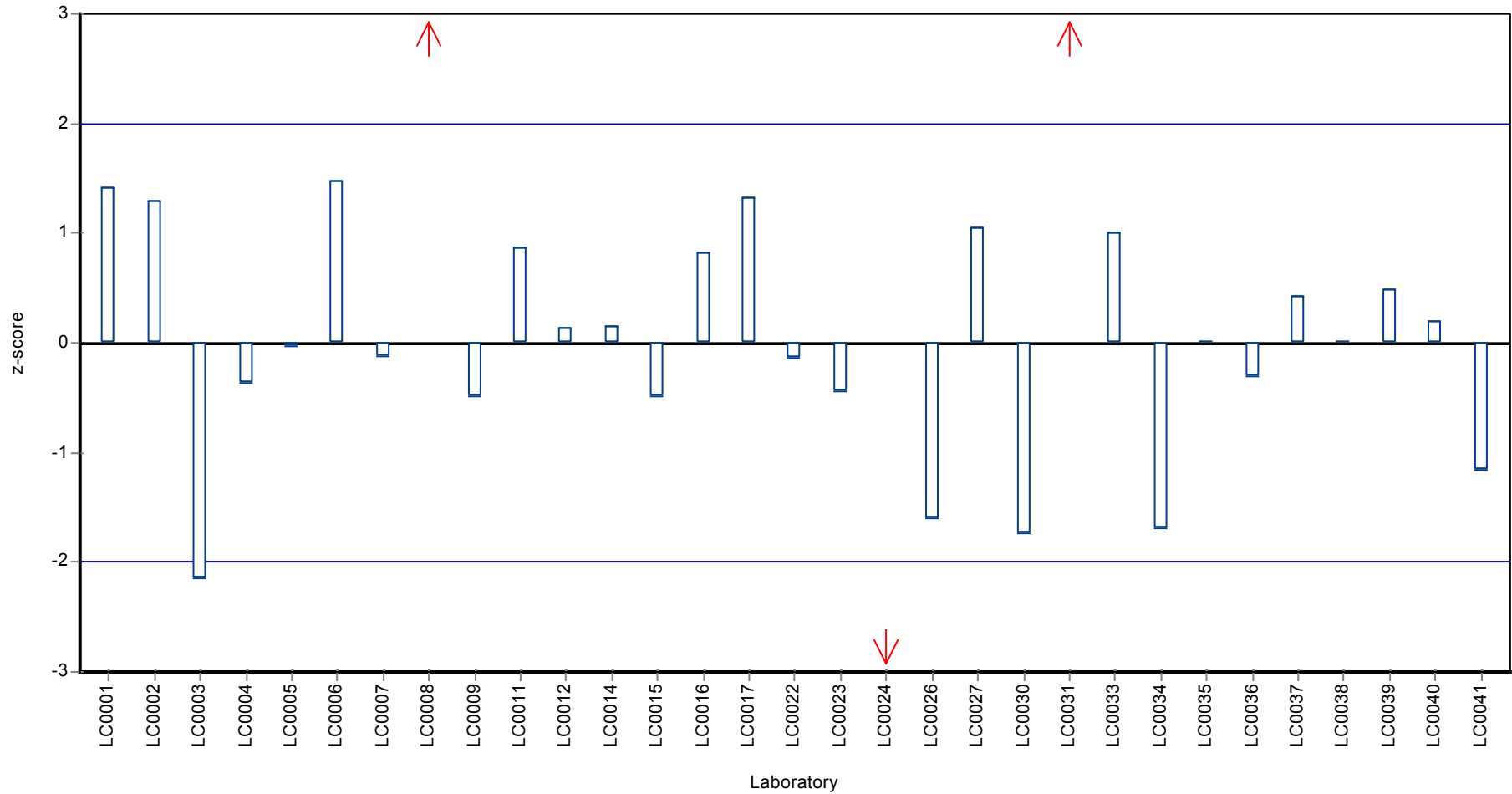
Recovery rate



Parameter oriented report Major ions N130

Sample: N130B, Parameter: Calcium

Z-score



Parameter oriented report

N130 A

Chloride

Unit	mg/l
Mean ± CI (99%)	70,6 ± 0,911
Minimum - Maximum	67,2 - 73
Control test value ± U	69,1 ± 0,73

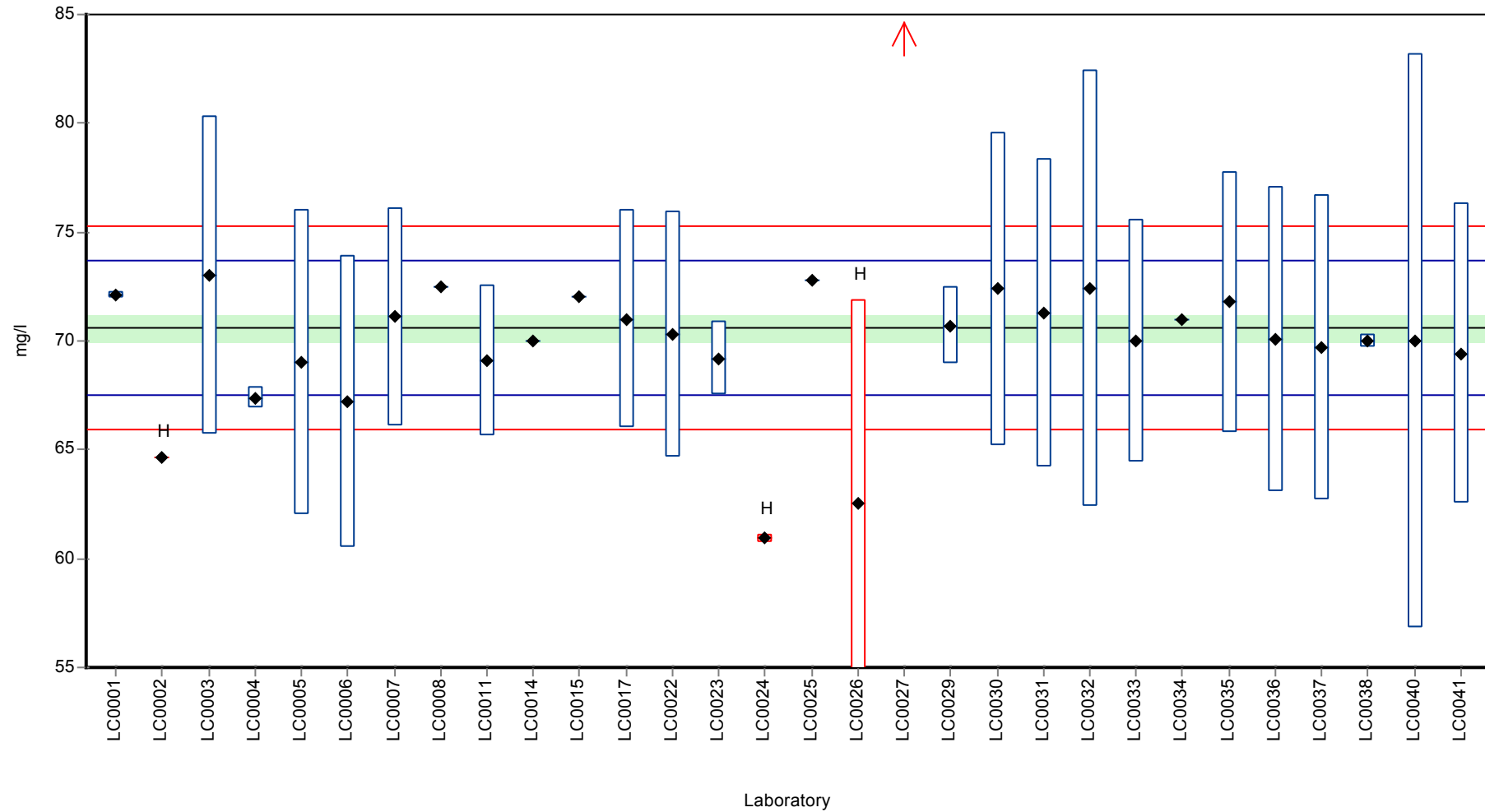
Labcode	Result	± U	Recovery [%]	z-score	Comments
LC0001	72,1	0,13	102	0,97	
LC0002	64,6555	0,0178	91,6	-3,83	H
LC0003	73	7,3	103	1,55	
LC0004	67,38	0,5	95,4	-2,08	
LC0005	69	7	97,7	-1,03	
LC0006	67,21	6,7	95,2	-2,19	
LC0007	71,1	5	101	0,33	
LC0008	72,5	-	103	1,23	
LC0009	-	-	-	-	
LC0010	-	-	-	-	
LC0011	69,1	3,5	97,9	-0,96	
LC0012	-	-	-	-	
LC0013	-	-	-	-	
LC0014	70	-	99,2	-0,38	
LC0015	72	-	102	0,91	
LC0016	-	-	-	-	
LC0017	71	5	101	0,26	
LC0018	-	-	-	-	
LC0019	-	-	-	-	
LC0020	-	-	-	-	
LC0021	-	-	-	-	
LC0022	70,3	5,62	99,6	-0,19	
LC0023	69,2	1,7	98	-0,9	
LC0024	60,92	0,22	86,3	-6,25	H
LC0025	72,8	-	103	1,42	
LC0026	62,5	9,4	88,5	-5,23	H
LC0027	121,8	2	173	33,1	H
LC0028	-	-	-	-	
LC0029	70,7	1,78	100	0,07	
LC0030	72,375	7,23	103	1,15	
LC0031	71,3	7,1	101	0,46	
LC0032	72,4	10	103	1,17	
LC0033	70	5,6	99,2	-0,38	
LC0034	71	-	101	0,26	
LC0035	71,8	6	102	0,78	
LC0036	70,1	7	99,3	-0,32	
LC0037	69,7	7	98,7	-0,58	
LC0038	70	0,27	99,2	-0,38	
LC0039	-	-	-	-	
LC0040	70	13,2	99,2	-0,38	
LC0041	69,4	6,9	98,3	-0,77	

Characteristics of parameter

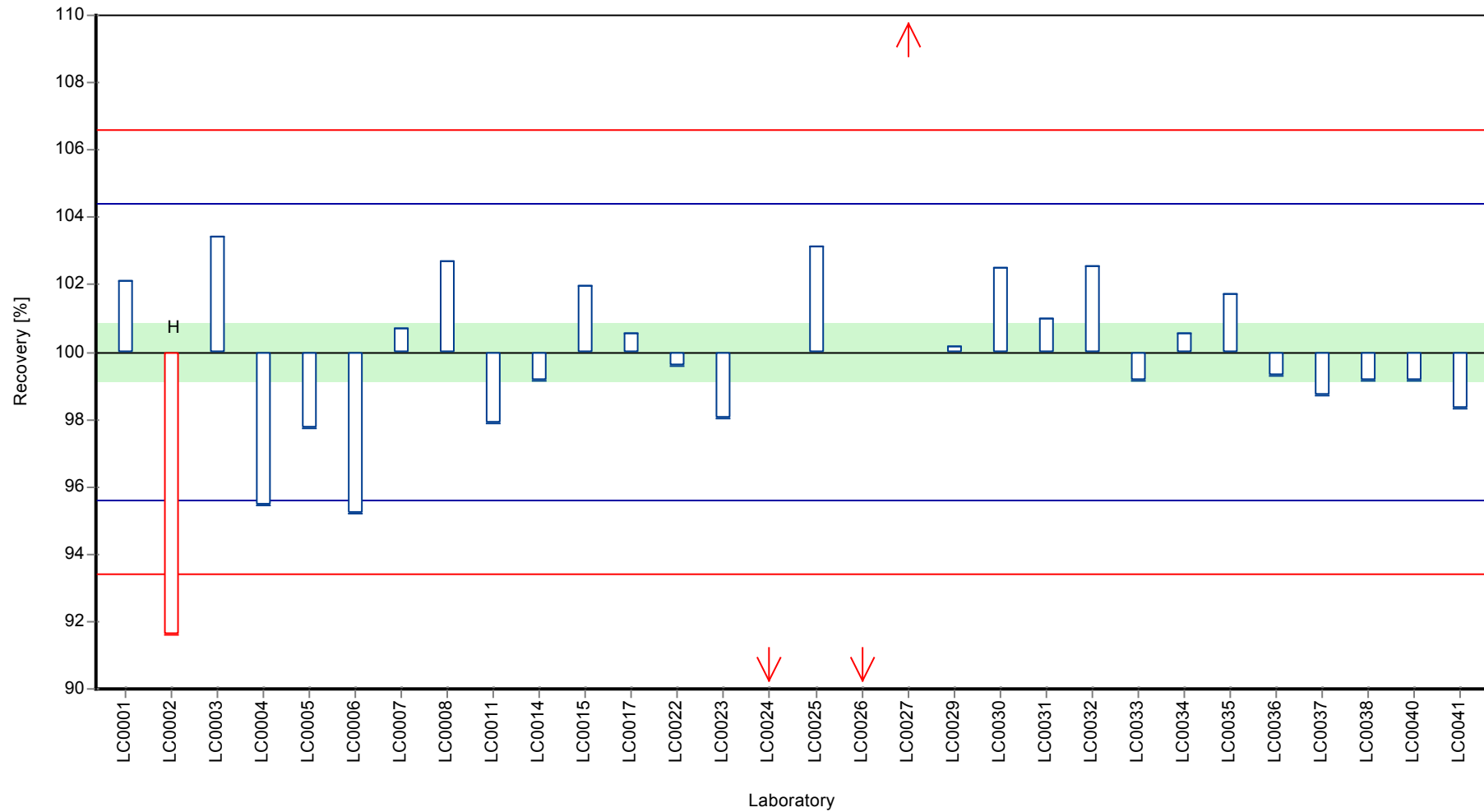
	all results	without outliers	Unit
Mean ± CI (99%)	71,5 ± 5,43	70,6 ± 0,911	mg/l
Minimum	60,9	67,2	mg/l
Maximum	122	73	mg/l
Standard deviation	9,92	1,55	mg/l
rel. Standard deviation	13,9	2,19	%
n	30	26	-

Graphical presentation of results

Results



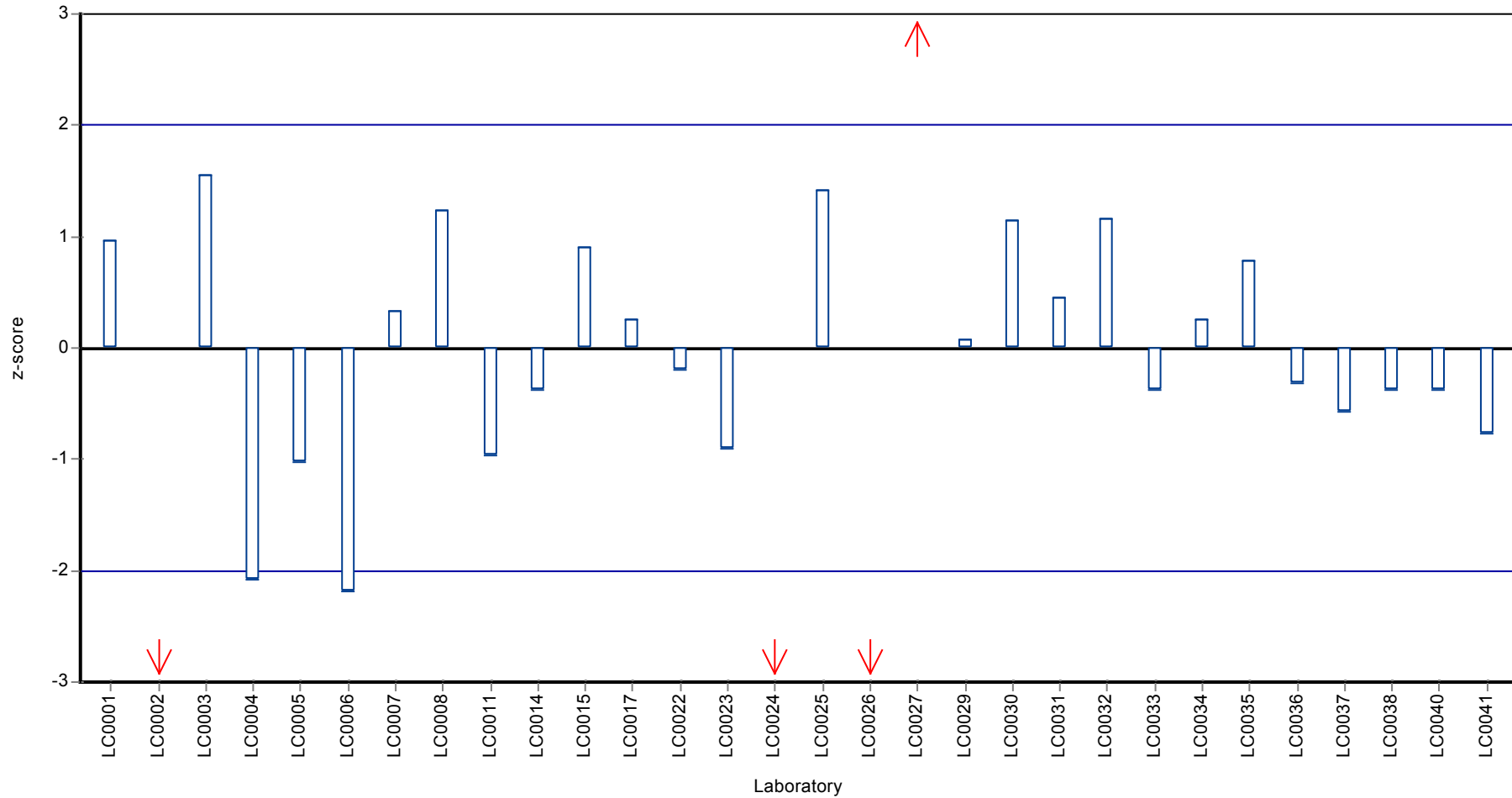
Recovery rate



Parameter oriented report Major ions N130

Sample: N130A, Parameter: Chloride

Z-score



Parameter oriented report

N130 B

Chloride

Unit	mg/l
Mean ± CI (99%)	48,3 ± 0,893
Minimum - Maximum	43,8 - 50,9
Control test value ± U	47,4 ± 0,47

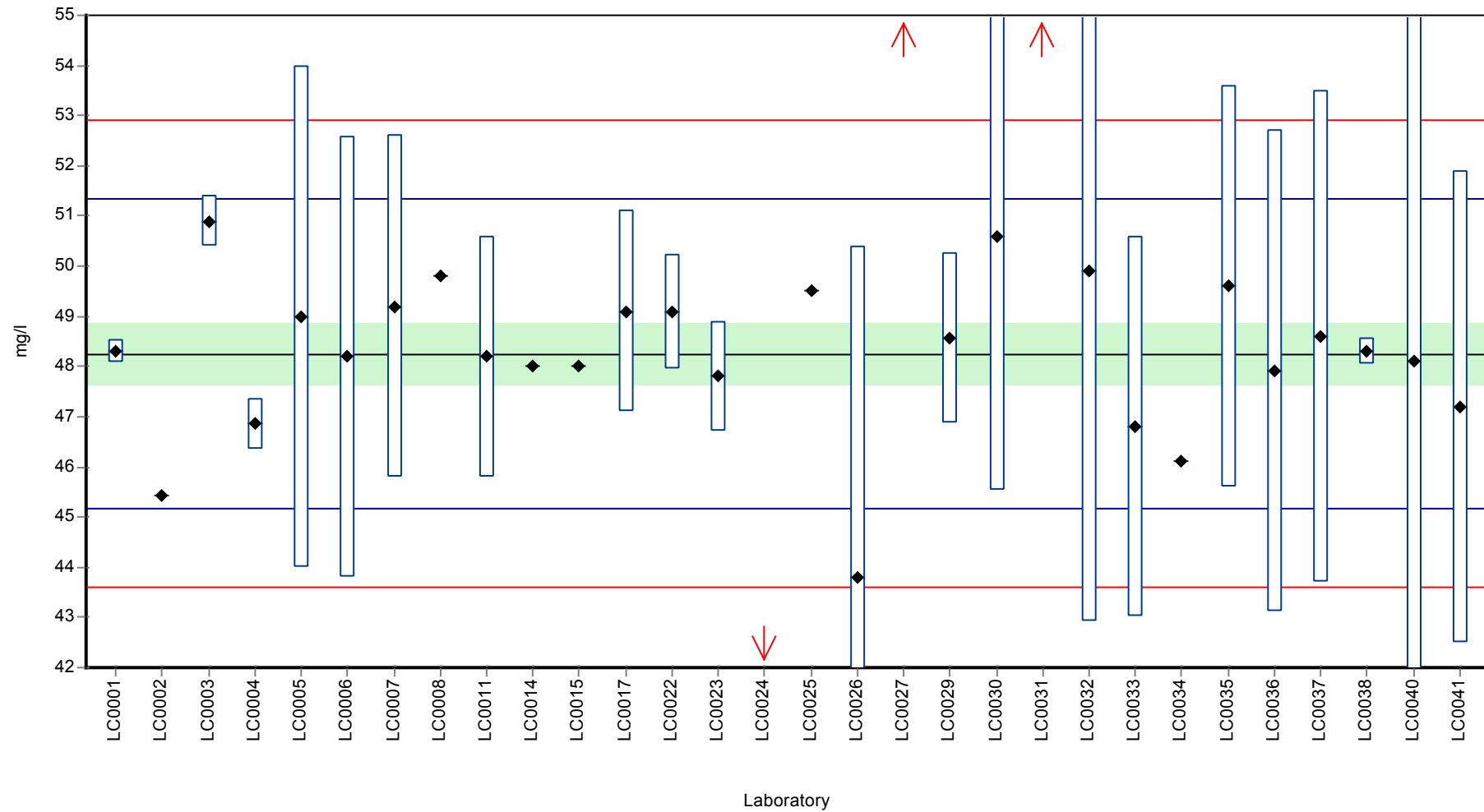
Labcode	Result	± U	Recovery [%]	z-score	Comments
LC0001	48,3	0,24	100	0,03	
LC0002	45,418	0,0126	94,1	-1,83	
LC0003	50,9	0,51	105	1,71	
LC0004	46,86	0,5	97,1	-0,9	
LC0005	49	5	102	0,48	
LC0006	48,19	4,4	99,9	-0,04	
LC0007	49,2	3,4	102	0,61	
LC0008	49,8	-	103	1	
LC0009	-	-	-	-	
LC0010	-	-	-	-	
LC0011	48,2	2,4	99,9	-0,03	
LC0012	-	-	-	-	
LC0013	-	-	-	-	
LC0014	48	-	99,5	-0,16	
LC0015	48	-	99,5	-0,16	
LC0016	-	-	-	-	
LC0017	49,1	2	102	0,55	
LC0018	-	-	-	-	
LC0019	-	-	-	-	
LC0020	-	-	-	-	
LC0021	-	-	-	-	
LC0022	49,1	1,14	102	0,55	
LC0023	47,8	1,1	99,1	-0,29	
LC0024	40,14	0,14	83,2	-5,24	H
LC0025	49,5	-	103	0,81	
LC0026	43,8	6,6	90,8	-2,88	
LC0027	58,8	2	122	6,82	H
LC0028	-	-	-	-	
LC0029	48,578	1,7	101	0,21	
LC0030	50,6	5,06	105	1,52	
LC0031	58,7	5,9	122	6,75	H
LC0032	49,9	7	103	1,06	
LC0033	46,8	3,8	97	-0,94	
LC0034	46,1	-	95,5	-1,39	
LC0035	49,6	4	103	0,87	
LC0036	47,9	4,8	99,3	-0,23	
LC0037	48,6	4,9	101	0,22	
LC0038	48,3	0,27	100	0,03	
LC0039	-	-	-	-	
LC0040	48,1	9	99,7	-0,1	
LC0041	47,2	4,7	97,8	-0,68	

Characteristics of parameter

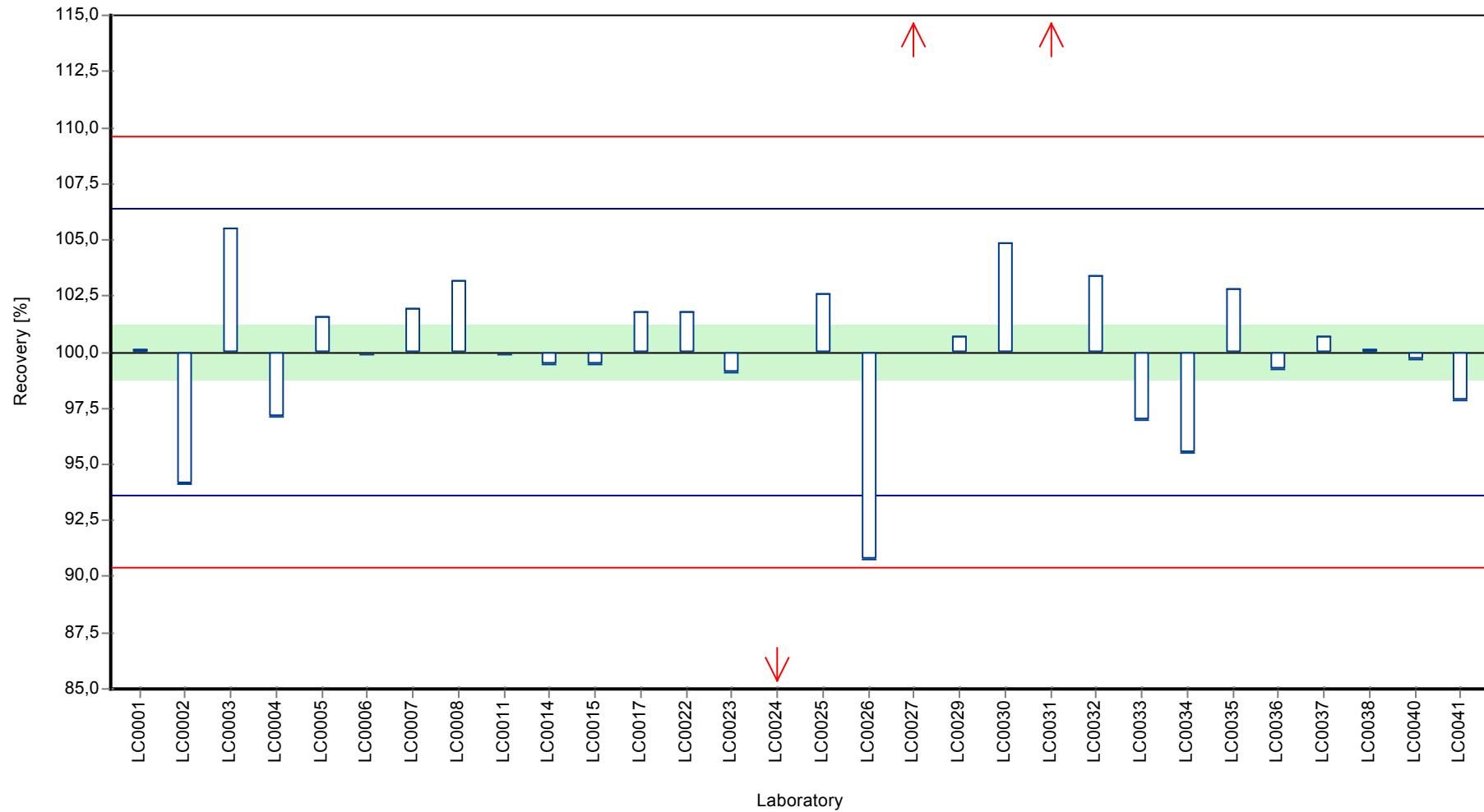
	all results	without outliers	Unit
Mean ± CI (99%)	48,7 ± 1,88	48,3 ± 0,893	mg/l
Minimum	40,1	43,8	mg/l
Maximum	58,8	50,9	mg/l
Standard deviation	3,44	1,55	mg/l
rel. Standard deviation	7,06	3,21	%
n	30	27	-

Graphical presentation of results

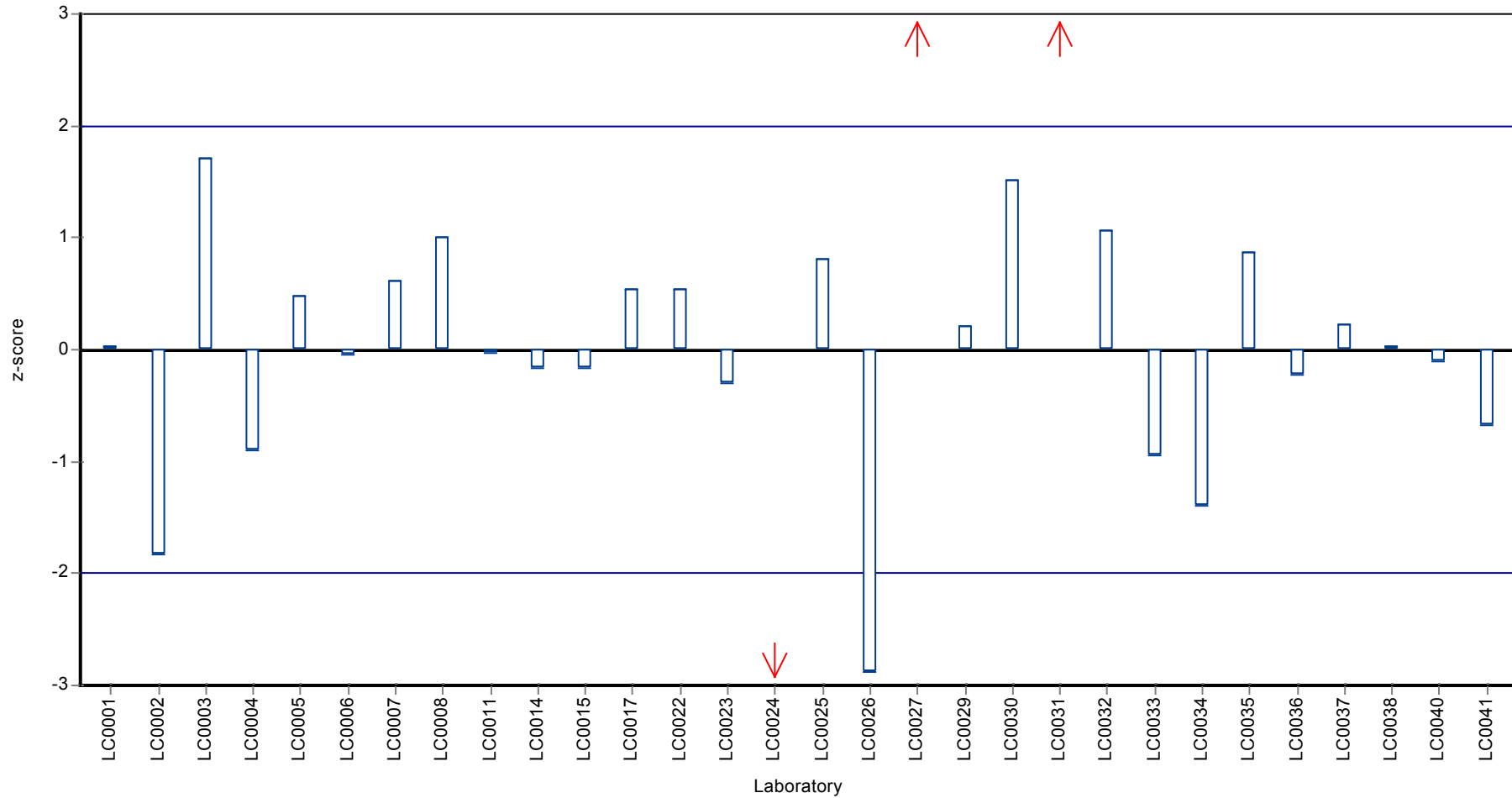
Results



Recovery rate



Z-score



Parameter oriented report

N130 A

DOC (as C)

Unit	mg/l
Mean ± CI (99%)	1,14 ± 0,137
Minimum - Maximum	0,7 - 1,55
Control test value ± U	1,0 ± 0,22

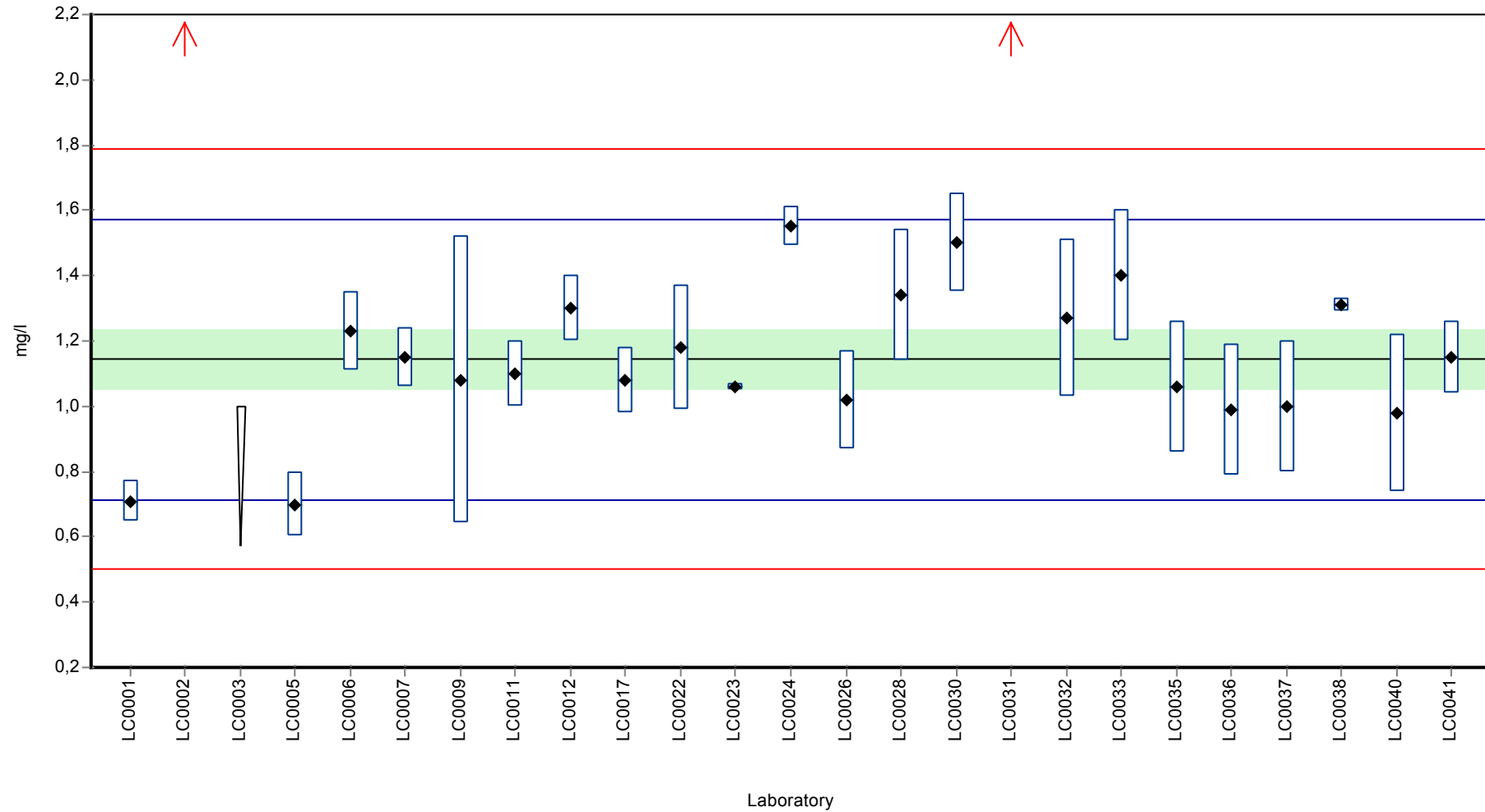
Labcode	Result	± U	Recovery [%]	z-score	Comments
LC0001	0,71	0,064	62,1	-2,02	
LC0002	4,58125	0,1168	401	16	H
LC0003	< 1 (LOQ)	-	-	-	
LC0004	-	-	-	-	
LC0005	0,7	0,1	61,2	-2,07	
LC0006	1,23	0,12	108	0,4	
LC0007	1,15	0,09	101	0,03	
LC0008	-	-	-	-	
LC0009	1,08	0,44	94,4	-0,3	
LC0010	-	-	-	-	
LC0011	1,1	0,1	96,2	-0,2	
LC0012	1,3	0,1	114	0,73	
LC0013	-	-	-	-	
LC0014	-	-	-	-	
LC0015	-	-	-	-	
LC0016	-	-	-	-	
LC0017	1,08	0,1	94,4	-0,3	
LC0018	-	-	-	-	
LC0019	-	-	-	-	
LC0020	-	-	-	-	
LC0021	-	-	-	-	
LC0022	1,18	0,19	103	0,17	
LC0023	1,06	0,01	92,7	-0,39	
LC0024	1,55	0,06	136	1,89	
LC0025	-	-	-	-	
LC0026	1,02	0,15	89,2	-0,58	
LC0027	-	-	-	-	
LC0028	1,34	0,2	117	0,91	
LC0029	-	-	-	-	
LC0030	1,5	0,15	131	1,66	
LC0031	57,6	5,8	5040	263	H
LC0032	1,27	0,24	111	0,59	
LC0033	1,4	0,2	122	1,19	
LC0034	-	-	-	-	
LC0035	1,06	0,2	92,7	-0,39	
LC0036	0,99	0,2	86,6	-0,71	
LC0037	1	0,2	87,4	-0,67	
LC0038	1,31	0,02	115	0,78	
LC0039	-	-	-	-	
LC0040	0,98	0,24	85,7	-0,76	
LC0041	1,15	0,11	101	0,03	

Characteristics of parameter

	all results	without outliers	Unit
Mean ± CI (99%)	3,64 ± 7,05	1,14 ± 0,137	mg/l
Minimum	0,7	0,7	mg/l
Maximum	57,6	1,55	mg/l
Standard deviation	11,5	0,215	mg/l
rel. Standard deviation	316	18,8	%
n	24	22	-

Graphical presentation of results

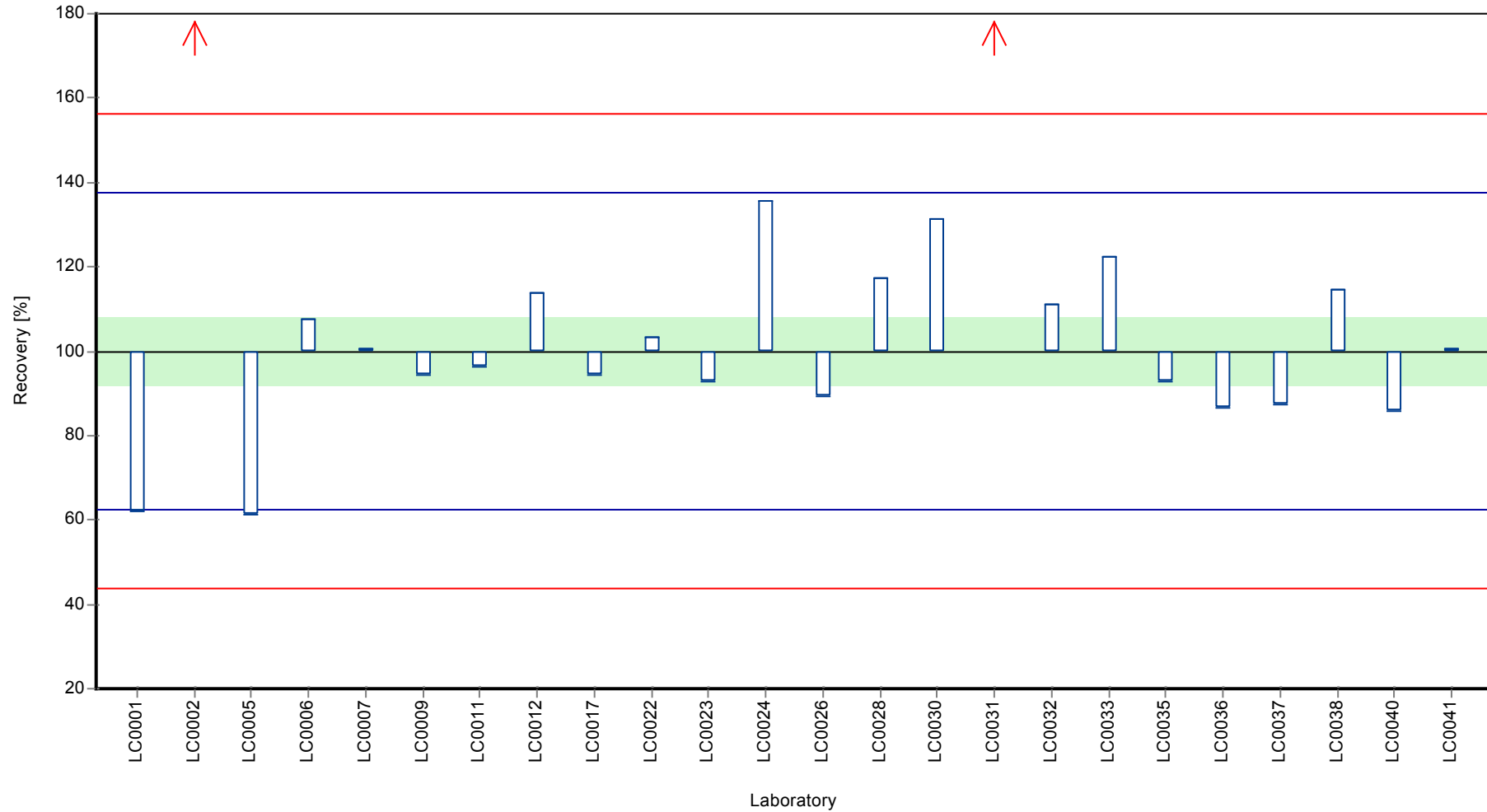
Results



Parameter oriented report Major ions N130

Sample: N130A, Parameter: DOC (as C)

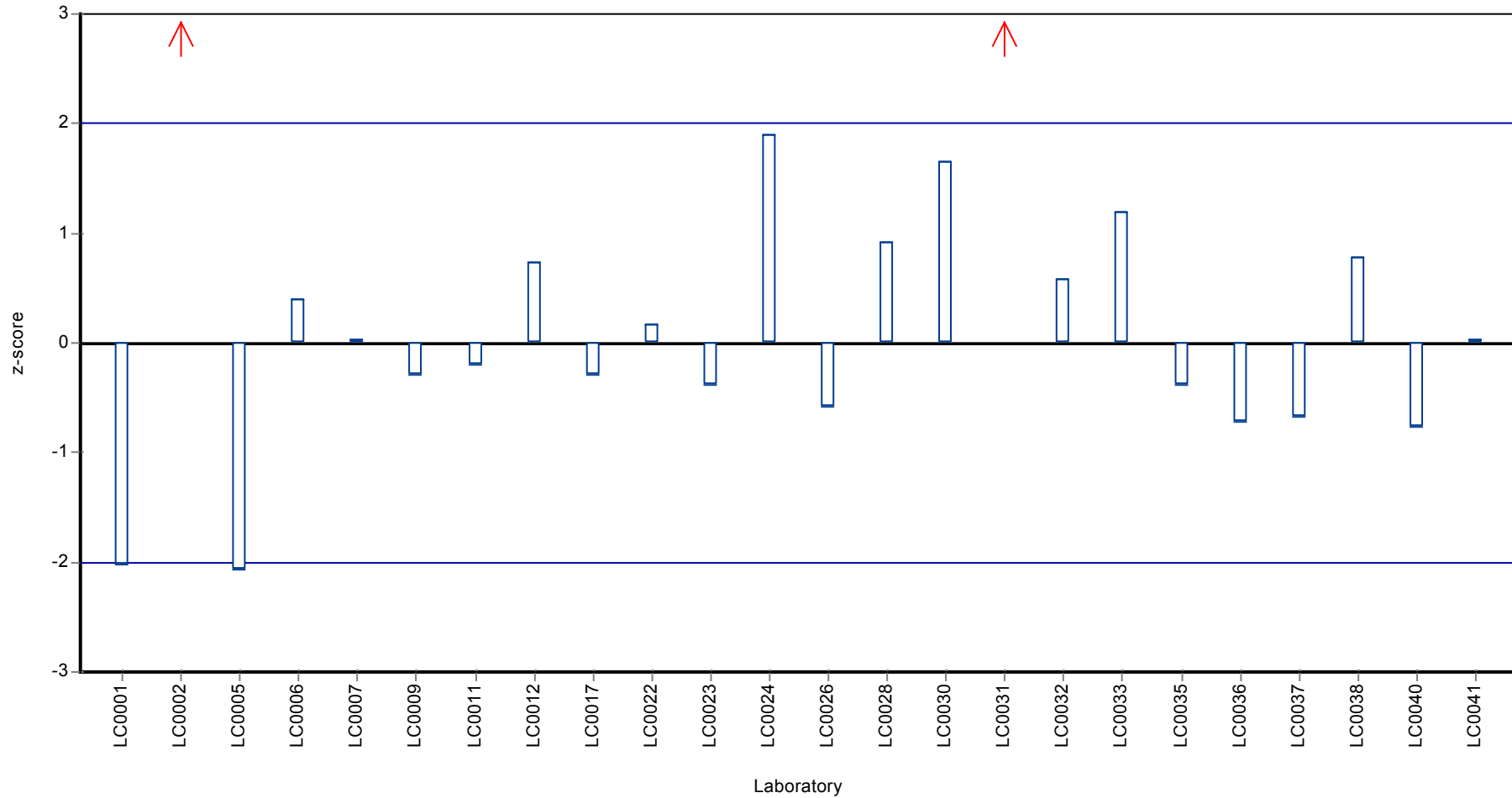
Recovery rate



Parameter oriented report Major ions N130

Sample: N130A, Parameter: DOC (as C)

Z-score



Parameter oriented report

N130 B

DOC (as C)

Unit	mg/l
Mean ± CI (99%)	2,3 ± 0,131
Minimum - Maximum	1,9 - 2,62
Control test value ± U	2,32 ± 0,21

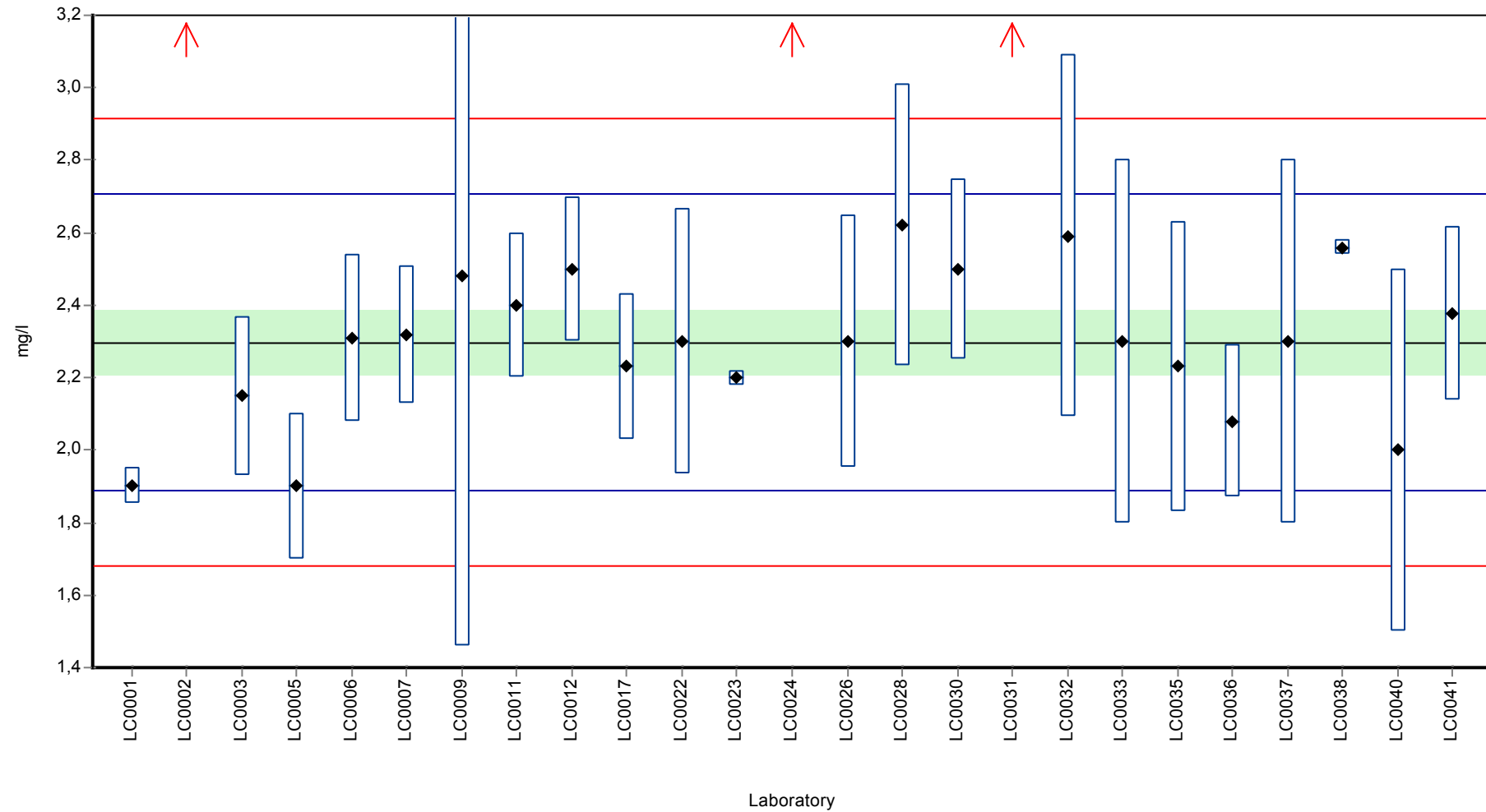
Labcode	Result	± U	Recovery [%]	z-score	Comments
LC0001	1,9	0,05	82,7	-1,94	
LC0002	4,98025	0,1138	217	13,1	H
LC0003	2,15	0,22	93,6	-0,72	
LC0004	-	-	-	-	
LC0005	1,9	0,2	82,7	-1,94	
LC0006	2,31	0,23	101	0,06	
LC0007	2,32	0,19	101	0,11	
LC0008	-	-	-	-	
LC0009	2,48	1,02	108	0,89	
LC0010	-	-	-	-	
LC0011	2,4	0,2	104	0,5	
LC0012	2,5	0,2	109	0,99	
LC0013	-	-	-	-	
LC0014	-	-	-	-	
LC0015	-	-	-	-	
LC0016	-	-	-	-	
LC0017	2,23	0,2	97,1	-0,33	
LC0018	-	-	-	-	
LC0019	-	-	-	-	
LC0020	-	-	-	-	
LC0021	-	-	-	-	
LC0022	2,3	0,368	100	0,01	
LC0023	2,2	0,02	95,8	-0,48	
LC0024	3,21	0,05	140	4,45	H
LC0025	-	-	-	-	
LC0026	2,3	0,35	100	0,01	
LC0027	-	-	-	-	
LC0028	2,62	0,39	114	1,57	
LC0029	-	-	-	-	
LC0030	2,5	0,25	109	0,99	
LC0031	46,9	4,7	2040	217	H
LC0032	2,59	0,5	113	1,43	
LC0033	2,3	0,5	100	0,01	
LC0034	-	-	-	-	
LC0035	2,23	0,4	97,1	-0,33	
LC0036	2,08	0,21	90,5	-1,06	
LC0037	2,3	0,5	100	0,01	
LC0038	2,56	0,02	111	1,28	
LC0039	-	-	-	-	
LC0040	2	0,5	87	-1,45	
LC0041	2,378	0,24	103	0,39	

Characteristics of parameter

	all results	without outliers	Unit
Mean ± CI (99%)	4,23 ± 5,35	2,3 ± 0,131	mg/l
Minimum	1,9	1,9	mg/l
Maximum	46,9	2,62	mg/l
Standard deviation	8,91	0,205	mg/l
rel. Standard deviation	211	8,93	%
n	25	22	-

Graphical presentation of results

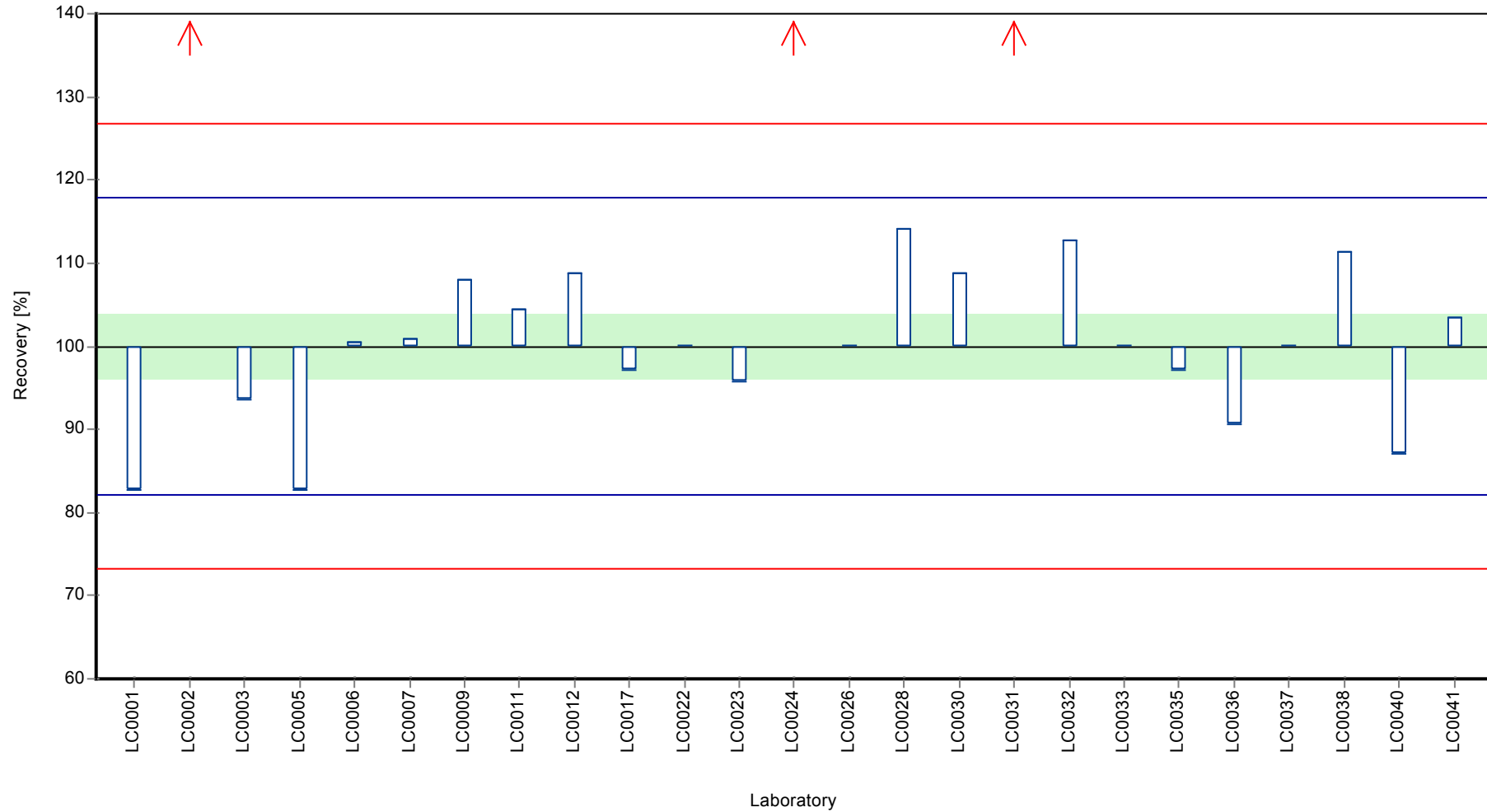
Results



Parameter oriented report Major ions N130

Sample: N130B, Parameter: DOC (as C)

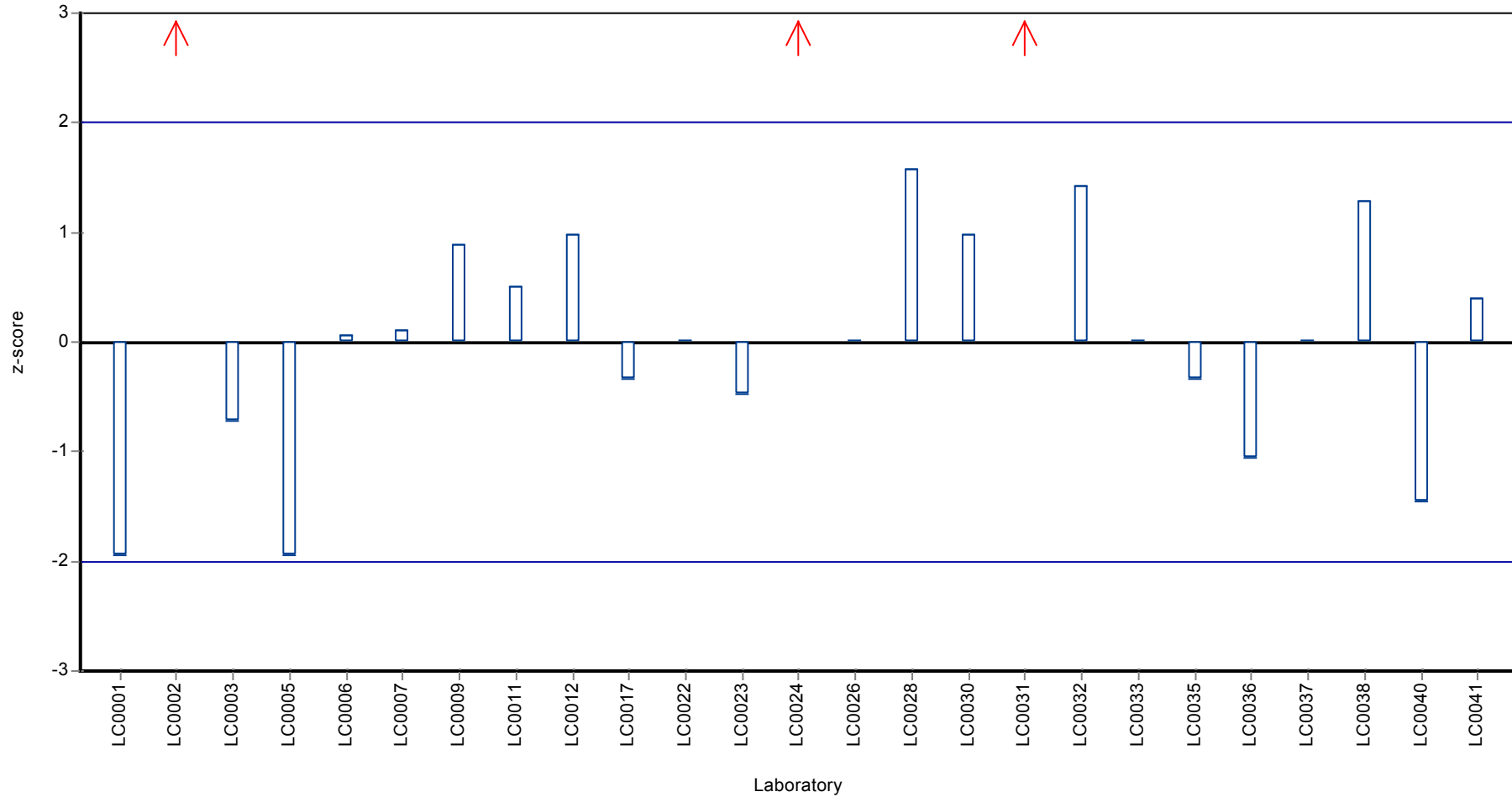
Recovery rate



Parameter oriented report Major ions N130

Sample: N130B, Parameter: DOC (as C)

Z-score



Parameter oriented report

N130 A

Total-P (as PO4)

Unit	mg/l
Mean ± CI (99%)	0,0368 ± 0,00447
Minimum - Maximum	0,028 - 0,053
Control test value ± U	0,045 ± 0,002

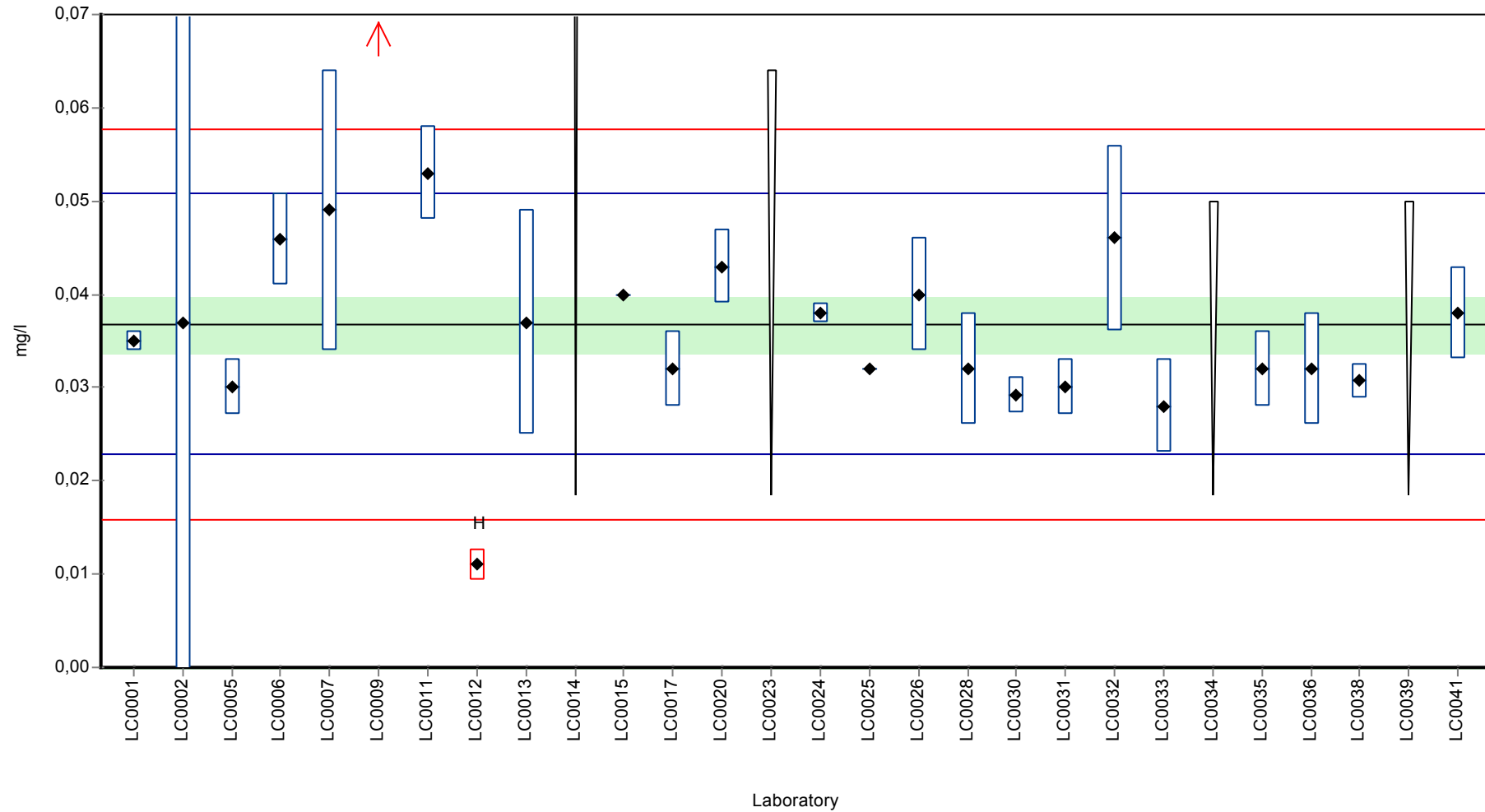
Labcode	Result	± U	Recovery [%]	z-score	Comments
LC0001	0,035	0,001	95,1	-0,26	
LC0002	0,037	1,0344	101	0,03	
LC0003	-	-	-	-	
LC0004	-	-	-	-	
LC0005	0,03	0,003	81,5	-0,97	
LC0006	0,0459	0,005	125	1,3	
LC0007	0,049	0,015	133	1,75	
LC0008	-	-	-	-	
LC0009	0,0998	0,0163	271	9,02	H
LC0010	-	-	-	-	
LC0011	0,053	0,005	144	2,32	
LC0012	0,011	0,0017	29,9	-3,7	H
LC0013	0,037	0,012	101	0,03	
LC0014	< 0,2 (LOQ)	-	-	-	
LC0015	0,04	-	109	0,46	
LC0016	-	-	-	-	
LC0017	0,032	0,004	86,9	-0,69	
LC0018	-	-	-	-	
LC0019	-	-	-	-	
LC0020	0,043	0,004	117	0,89	
LC0021	-	-	-	-	
LC0022	-	-	-	-	
LC0023	< 0,064 (LOQ)	-	-	-	
LC0024	0,038	0,001	103	0,17	
LC0025	0,032	-	86,9	-0,69	
LC0026	0,04	0,006	109	0,46	
LC0027	-	-	-	-	
LC0028	0,032	0,006	86,9	-0,69	
LC0029	-	-	-	-	
LC0030	0,0292	0,002	79,3	-1,09	
LC0031	0,03	0,003	81,5	-0,97	
LC0032	0,046	0,01	125	1,32	
LC0033	0,028	0,005	76,1	-1,26	
LC0034	< 0,05 (LOQ)	-	-	-	
LC0035	0,032	0,004	86,9	-0,69	
LC0036	0,032	0,006	86,9	-0,69	
LC0037	-	-	-	-	
LC0038	0,0307	0,0019	83,4	-0,88	
LC0039	< 0,05 (LOQ)	-	-	-	
LC0040	-	-	-	-	
LC0041	0,038	0,005	103	0,17	

Characteristics of parameter

	all results	without outliers	Unit
Mean ± CI (99%)	0,0384 ± 0,00956	0,0368 ± 0,00447	mg/l
Minimum	0,011	0,028	mg/l
Maximum	0,0998	0,053	mg/l
Standard deviation	0,0156	0,00698	mg/l
rel. Standard deviation	40,7	19	%
n	24	22	-

Graphical presentation of results

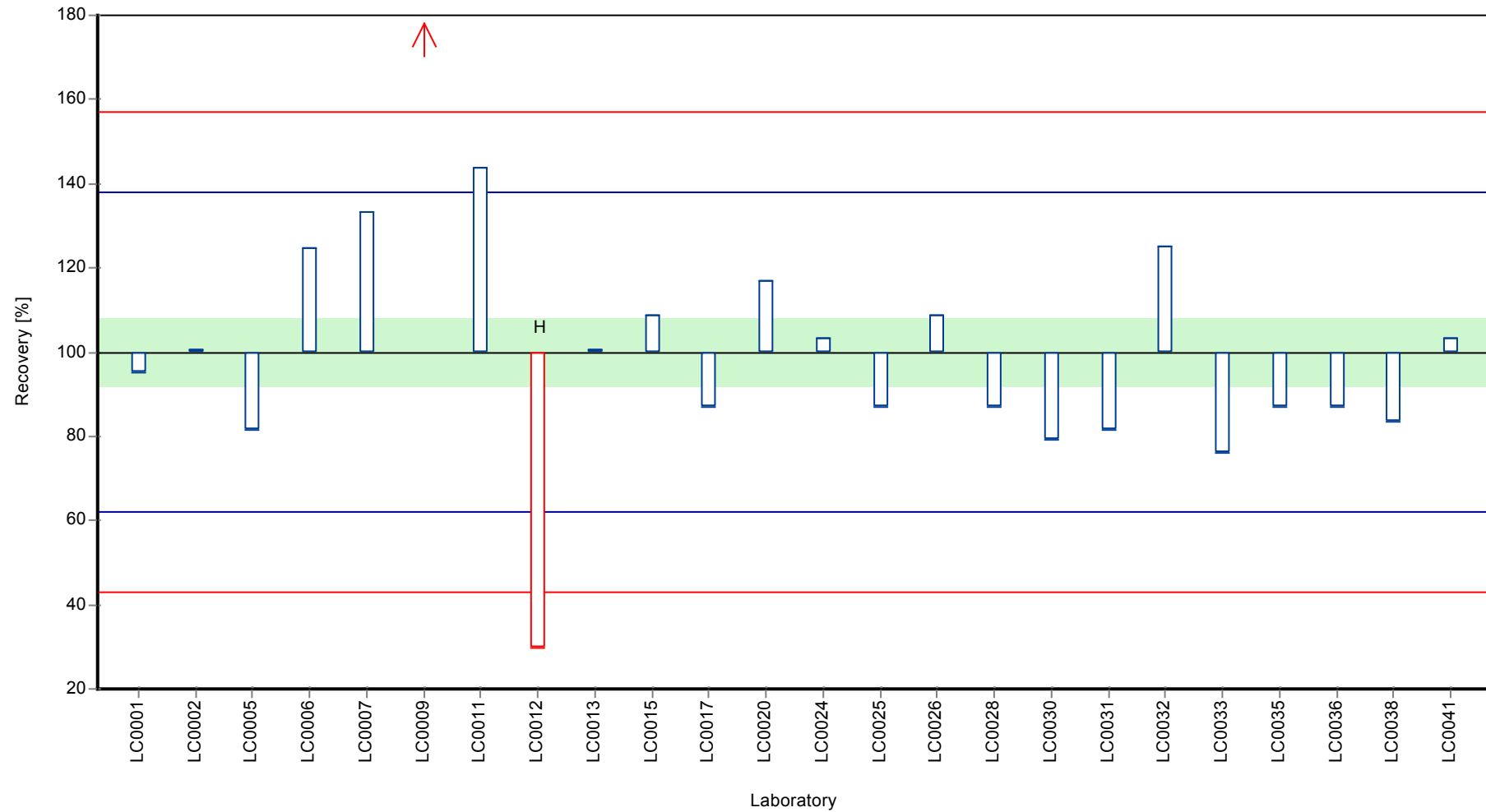
Results



Parameter oriented report Major ions N130

Sample: N130A, Parameter: Total-P (as PO₄)

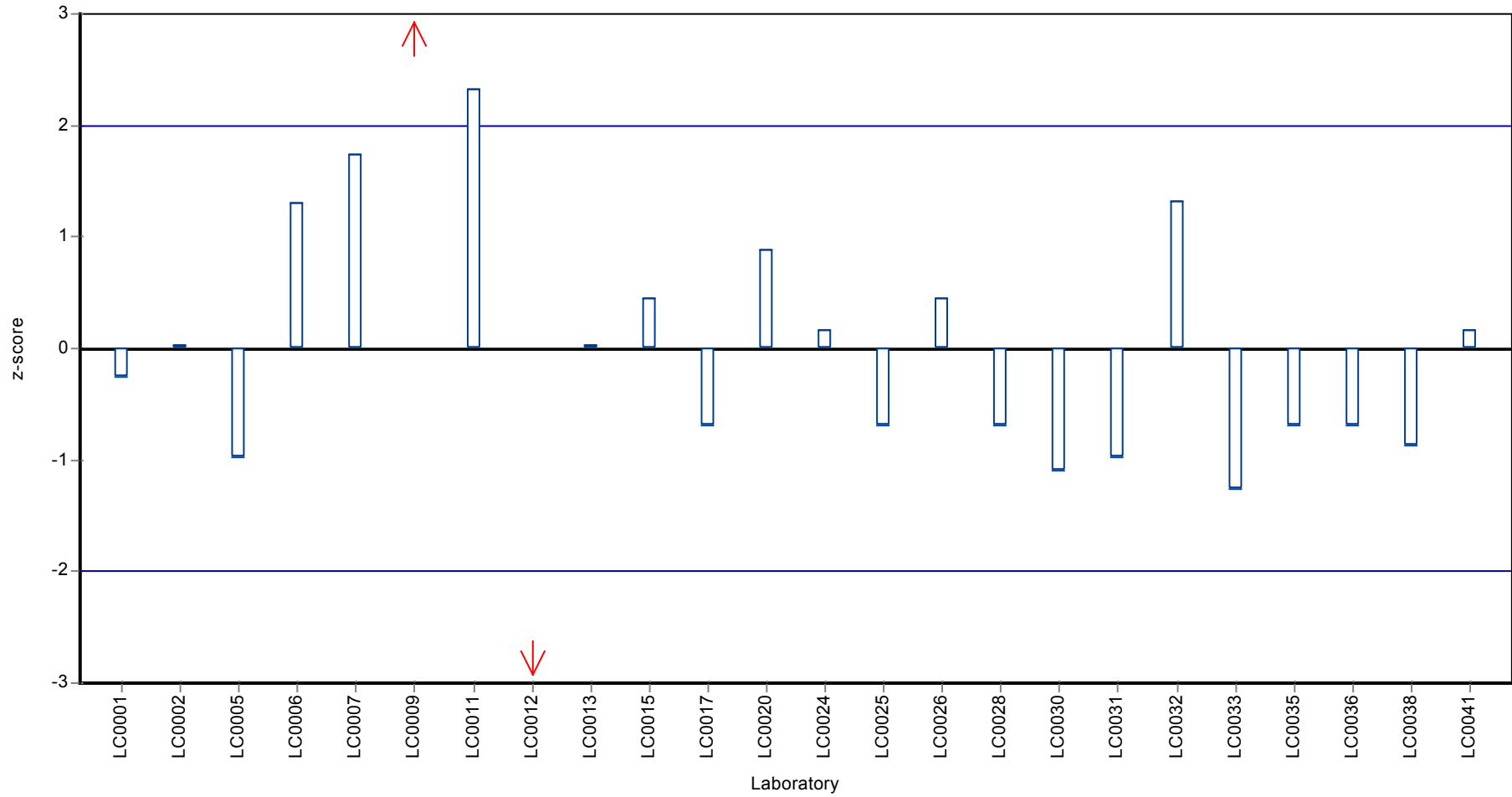
Recovery rate



Parameter oriented report Major ions N130

Sample: N130A, Parameter: Total-P (as PO₄)

Z-score



Parameter oriented report

N130 B

Total-P (as PO4)

Unit	mg/l
Mean ± CI (99%)	0,249 ± 0,00849
Minimum - Maximum	0,226 - 0,282
Control test value ± U	0,255 ± 0,047

Labcode	Result	± U	Recovery [%]	z-score	Comments
LC0001	0,226	0,0004	90,8	-1,76	
LC0002	0,2889	0,2529	116	3,09	H
LC0003	-	-	-	-	
LC0004	-	-	-	-	
LC0005	0,254	0,03	102	0,4	
LC0006	0,257	0,026	103	0,63	
LC0007	0,282	0,085	113	2,56	
LC0008	-	-	-	-	
LC0009	0,2878	0,0471	116	3,01	H
LC0010	-	-	-	-	
LC0011	0,276	0,03	111	2,1	
LC0012	0,079	0,0119	31,8	-13,1	H
LC0013	0,24	0,015	96,5	-0,68	
LC0014	0,306	-	123	4,41	H
LC0015	0,26	-	105	0,86	
LC0016	-	-	-	-	
LC0017	0,25	0,025	100	0,09	
LC0018	-	-	-	-	
LC0019	-	-	-	-	
LC0020	0,249	0,021	100	0,02	
LC0021	-	-	-	-	
LC0022	-	-	-	-	
LC0023	0,251	0,024	101	0,17	
LC0024	0,245	0,001	98,5	-0,29	
LC0025	0,24	-	96,5	-0,68	
LC0026	0,242	0,036	97,3	-0,52	
LC0027	-	-	-	-	
LC0028	0,252	0,05	101	0,25	
LC0029	-	-	-	-	
LC0030	0,0704	0,007	28,3	-13,8	H
LC0031	0,23	0,023	92,5	-1,45	
LC0032	0,247	0,05	99,3	-0,14	
LC0033	0,245	0,033	98,5	-0,29	
LC0034	0,181	-	72,8	-5,23	H
LC0035	0,248	0,03	99,7	-0,06	
LC0036	0,245	0,049	98,5	-0,29	
LC0037	-	-	-	-	
LC0038	0,2494	0,0019	100	0,05	
LC0039	0,11	-	44,2	-10,7	H
LC0040	-	-	-	-	
LC0041	0,236	0,024	94,9	-0,99	

Characteristics of parameter

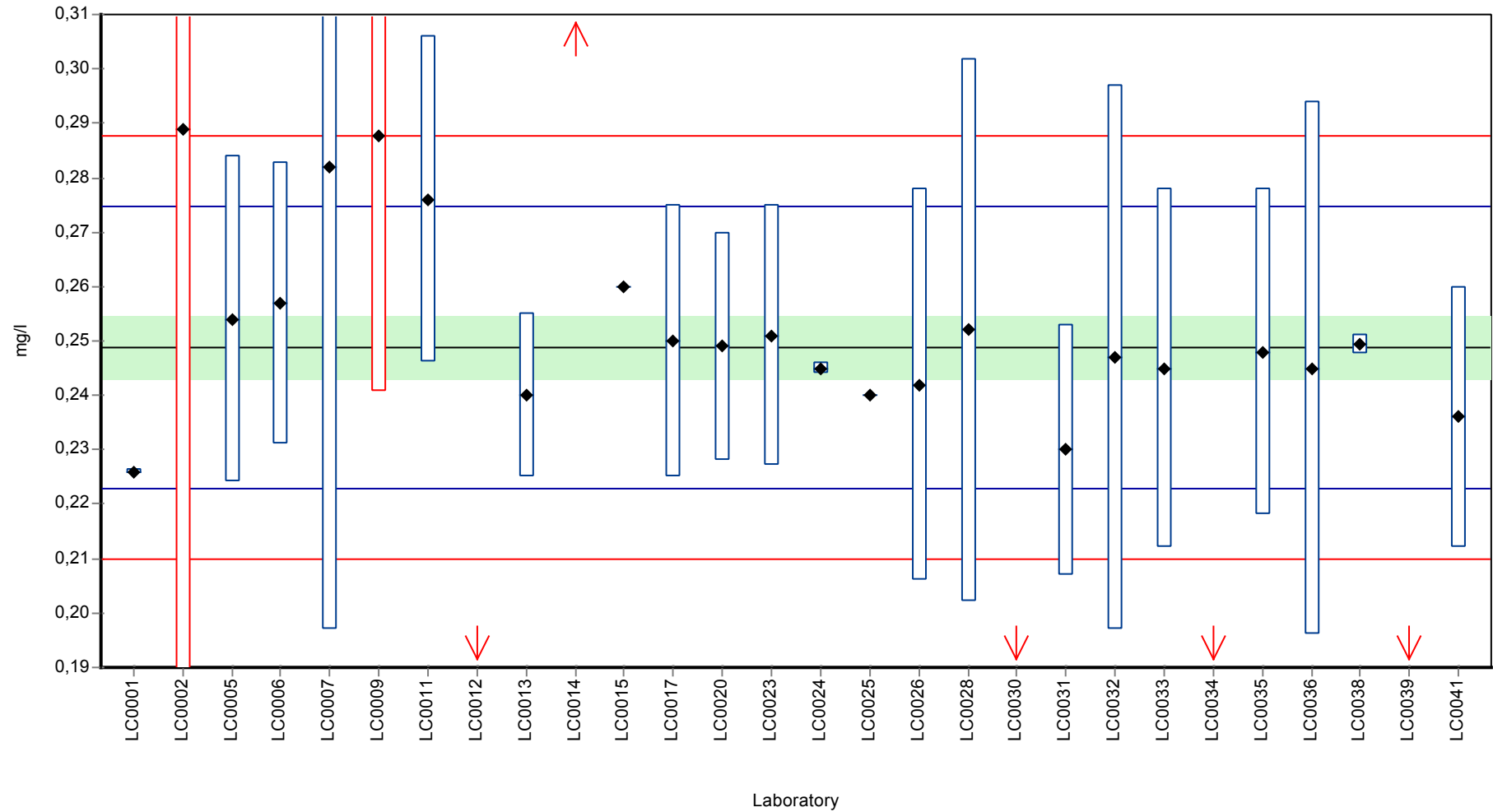
	all results	without outliers	Unit
Mean ± CI (99%)	0,234 ± 0,0324	0,249 ± 0,00849	mg/l
Minimum	0,0704	0,226	mg/l
Maximum	0,306	0,282	mg/l
Standard deviation	0,0571	0,013	mg/l
rel. Standard deviation	24,4	5,21	%
n	28	21	-

Parameter oriented report Major ions N130

Sample: N130B, Parameter: Total-P (as PO4)

Graphical presentation of results

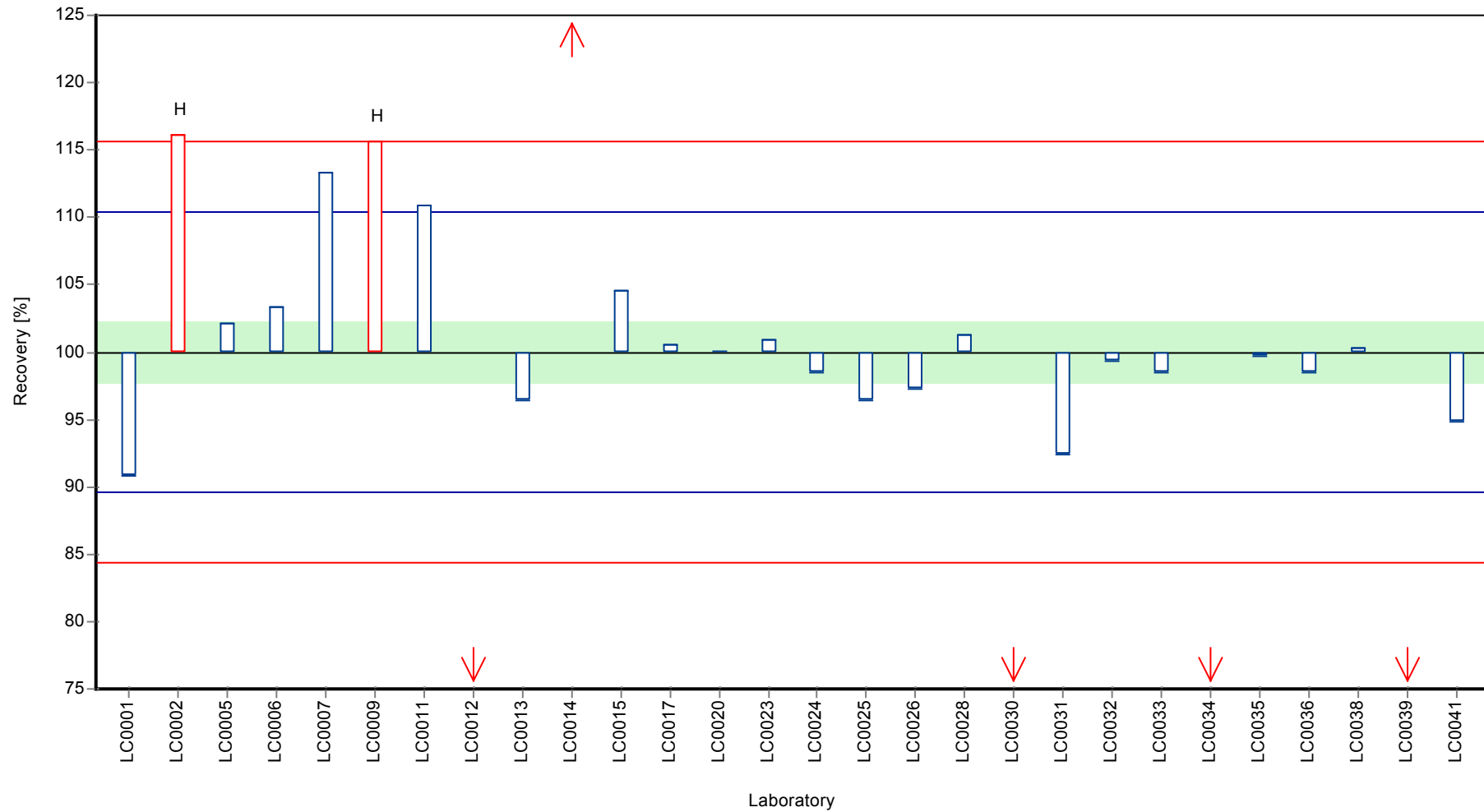
Results



Parameter oriented report Major ions N130

Sample: N130B, Parameter: Total-P (as PO4)

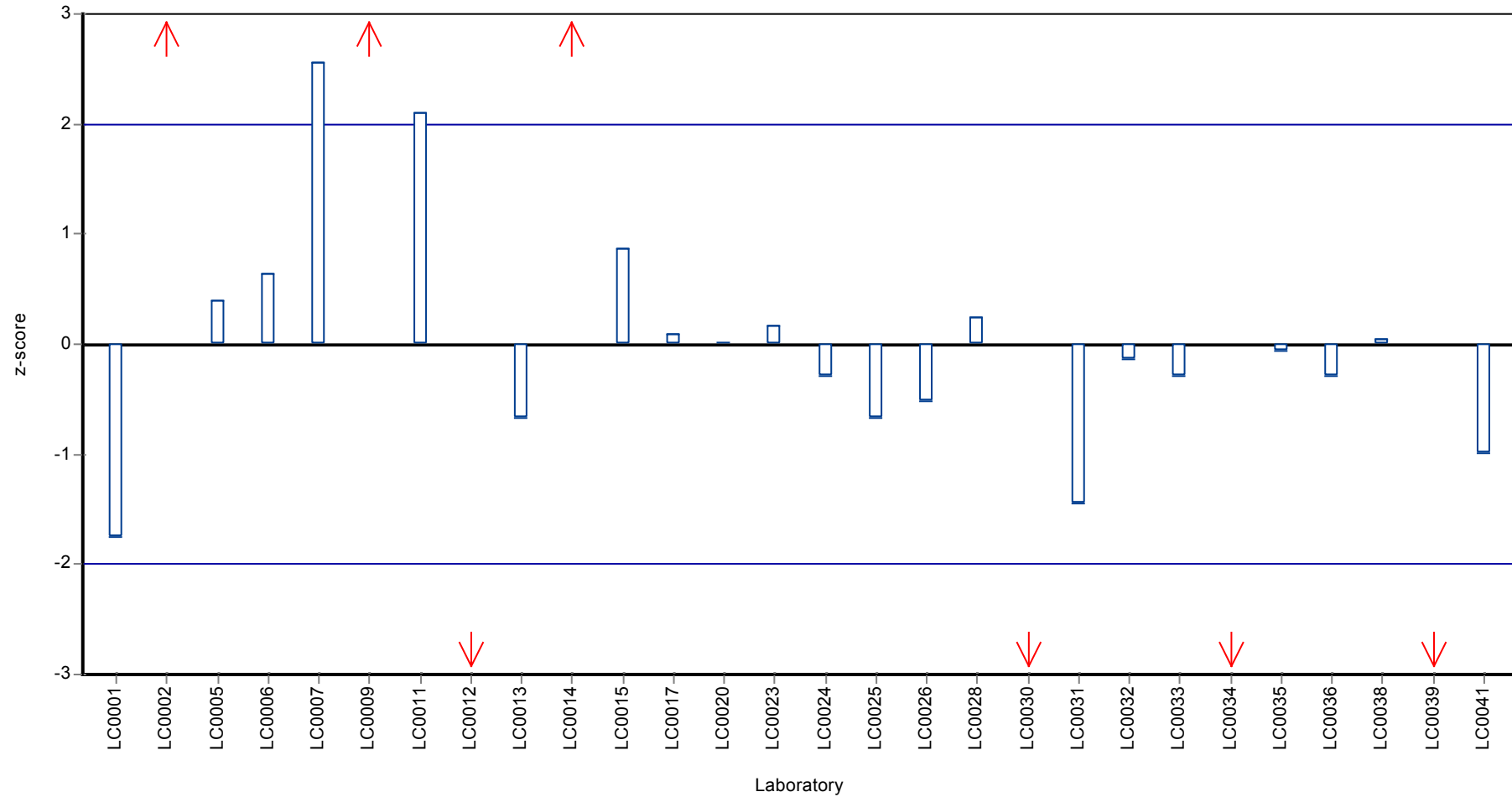
Recovery rate



Parameter oriented report Major ions N130

Sample: N130B, Parameter: Total-P (as PO4)

Z-score



Parameter oriented report

N130 A

Total hardness

Unit	°d
Mean ± CI (99%)	28,5 ± 0,341
Minimum - Maximum	27,1 - 30
Control test value ± U	28,9 ± 0,29

Labcode	Result	± U	Recovery [%]	z-score	Comments
LC0001	29	0,12	102	0,79	
LC0002	29,461	0,02759	103	1,56	
LC0003	27,1	2,8	95	-2,36	
LC0004	48,95	0,5	172	33,9	H
LC0005	28	3	98,2	-0,87	
LC0006	27,94	-	98	-0,97	
LC0007	28,2	5,9	98,9	-0,54	
LC0008	-	-	-	-	
LC0009	28,84	1,1	101	0,53	
LC0010	-	-	-	-	
LC0011	30	1,5	105	2,45	
LC0012	29,3	-	103	1,29	
LC0013	-	-	-	-	
LC0014	29,1	-	102	0,96	
LC0015	28,4	-	99,6	-0,2	
LC0016	28,56	0,5	100	0,06	
LC0017	29,1	3,2	102	0,96	
LC0018	-	-	-	-	
LC0019	-	-	-	-	
LC0020	-	-	-	-	
LC0021	-	-	-	-	
LC0022	28,07	2,25	98,4	-0,75	
LC0023	27,9	1,1	97,8	-1,04	
LC0024	-	-	-	-	
LC0025	-	-	-	-	
LC0026	28,7	4,3	101	0,29	
LC0027	28	2	98,2	-0,87	
LC0028	-	-	-	-	
LC0029	28,473	2,71	99,8	-0,08	
LC0030	25,51	2,5	89,4	-5,01	H
LC0031	28,4	1,4	99,6	-0,2	
LC0032	28,7	2,9	101	0,29	
LC0033	28,9	2,9	101	0,63	
LC0034	28,3	-	99,2	-0,37	
LC0035	28	2	98,2	-0,87	
LC0036	28,1	2,8	98,5	-0,7	
LC0037	28,4	3	99,6	-0,2	
LC0038	27,9	0,158	97,8	-1,04	
LC0039	21,168	-	74,2	-12,2	H
LC0040	28,7	3,7	101	0,29	
LC0041	29,1	3	102	0,96	

Characteristics of parameter

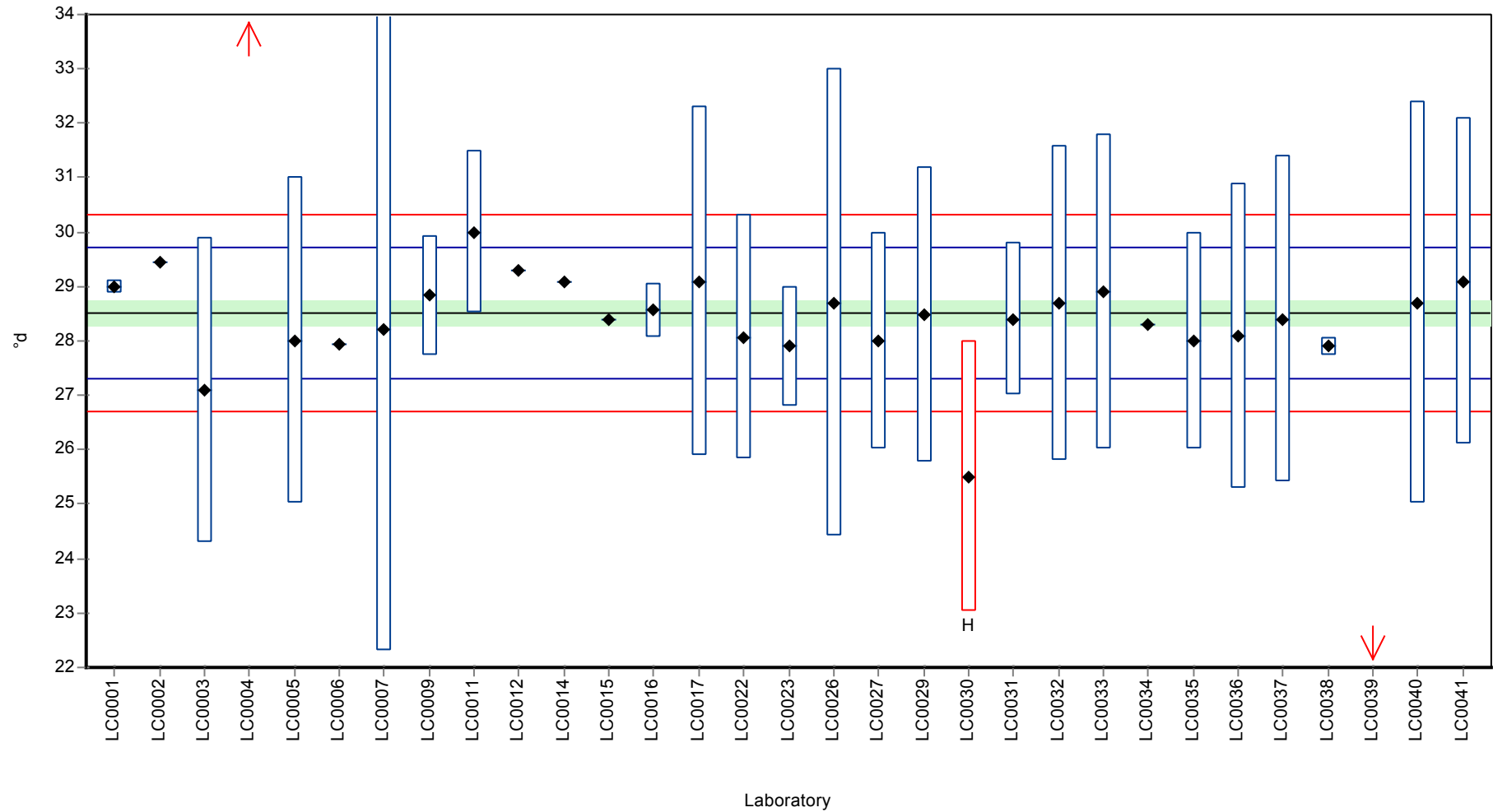
	all results	without outliers	Unit
Mean ± CI (99%)	28,8 ± 2,17	28,5 ± 0,341	°d
Minimum	21,2	27,1	°d
Maximum	49	30	°d
Standard deviation	4,03	0,602	°d
rel. Standard deviation	14	2,11	%
n	31	28	-

Parameter oriented report Major ions N130

Sample: N130A, Parameter: Total hardness

Graphical presentation of results

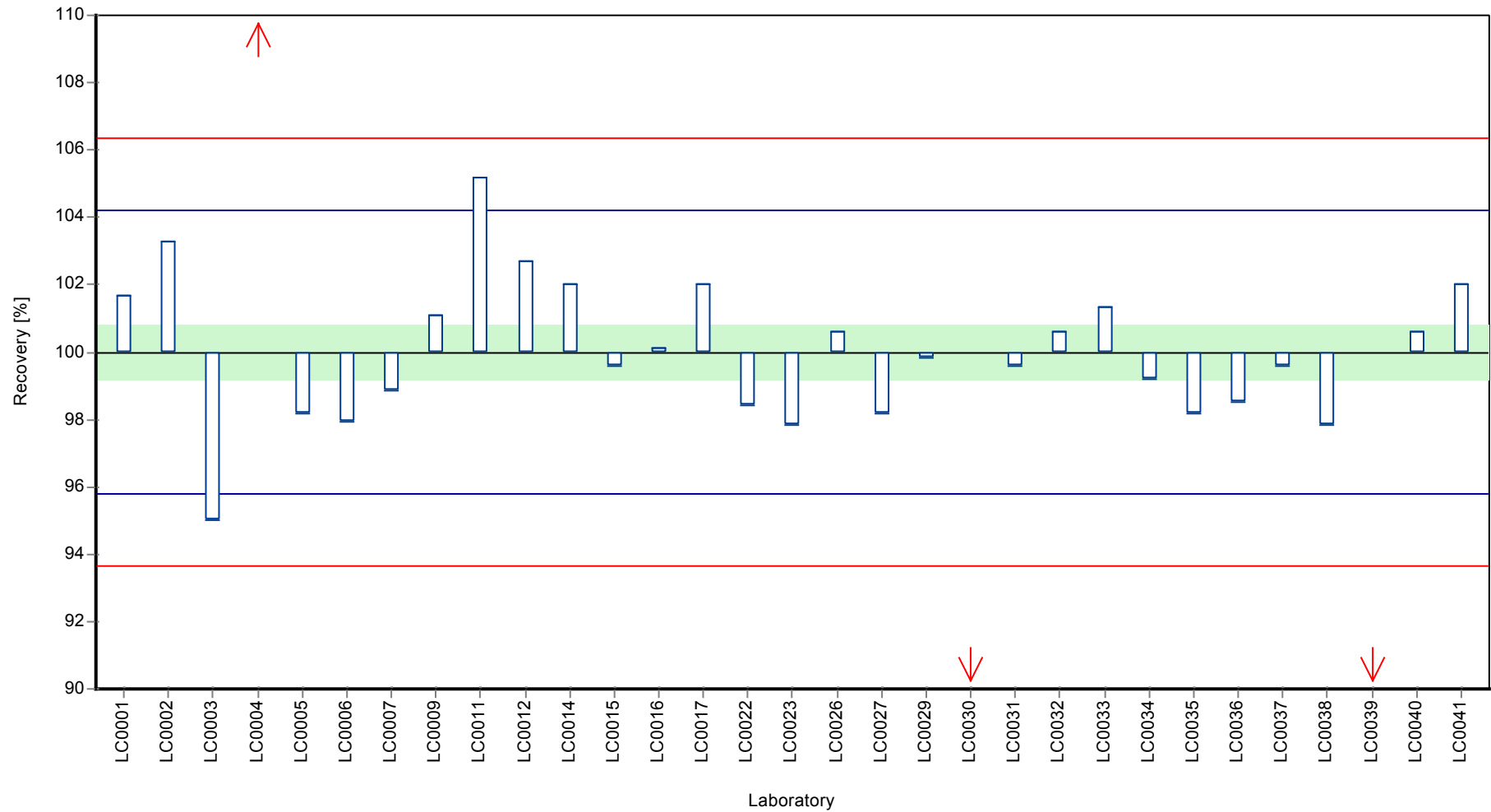
Results



Parameter oriented report Major ions N130

Sample: N130A, Parameter: Total hardness

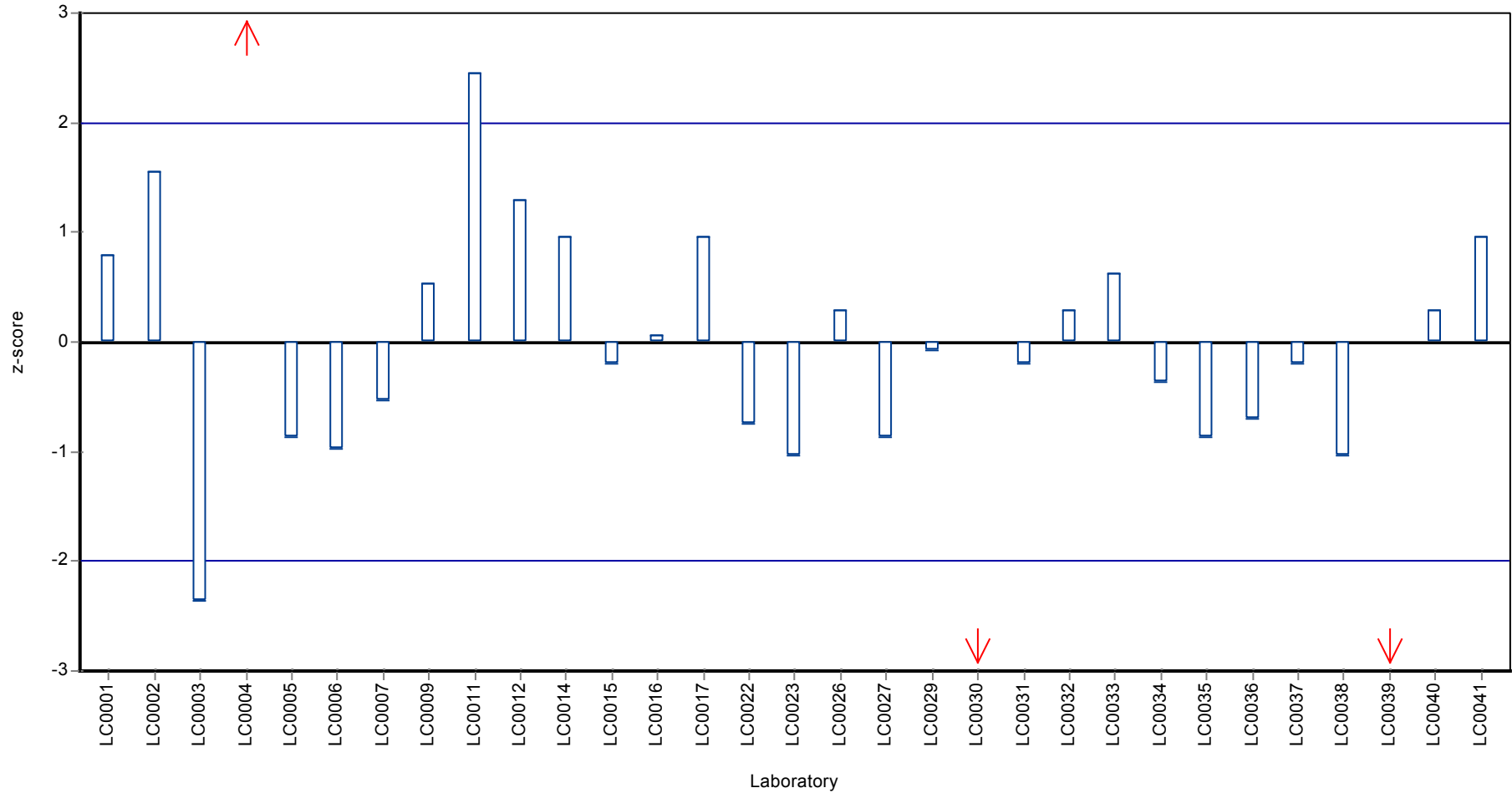
Recovery rate



Parameter oriented report Major ions N130

Sample: N130A, Parameter: Total hardness

Z-score



Parameter oriented report

N130 B

Total hardness

Unit	°d
Mean ± CI (99%)	20,1 ± 0,255
Minimum - Maximum	19 - 21
Control test value ± U	20,6 ± 0,2

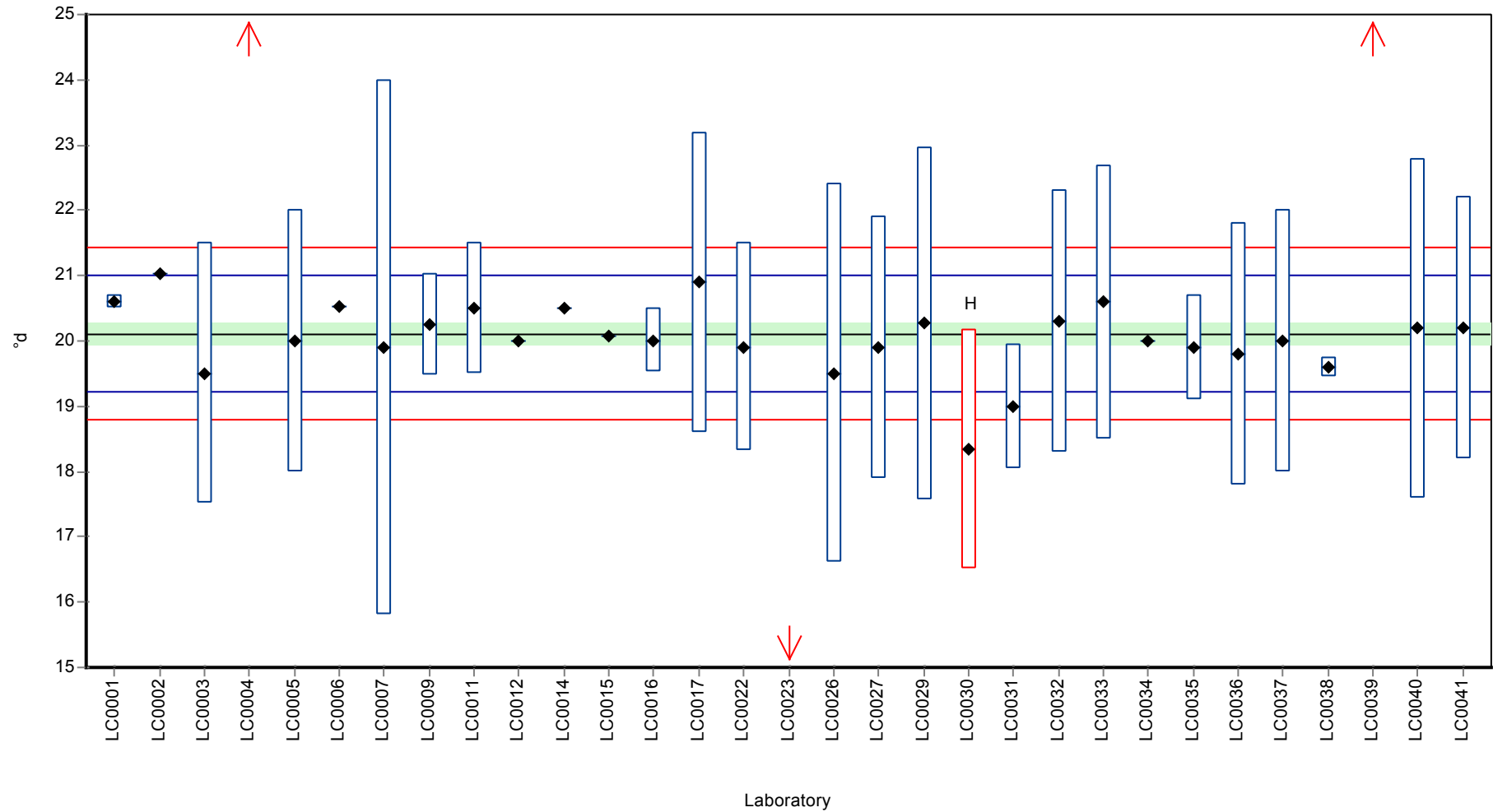
Labcode	Result	± U	Recovery [%]	z-score	Comments
LC0001	20,6	0,1	102	1,11	
LC0002	21,0269	0,01012	105	2,08	
LC0003	19,5	2	97	-1,38	
LC0004	35,45	0,5	176	34,7	H
LC0005	20	2	99,5	-0,25	
LC0006	20,52	-	102	0,93	
LC0007	19,9	4,1	99	-0,47	
LC0008	-	-	-	-	
LC0009	20,25	0,77	101	0,32	
LC0010	-	-	-	-	
LC0011	20,5	1	102	0,88	
LC0012	20	-	99,5	-0,25	
LC0013	-	-	-	-	
LC0014	20,5	-	102	0,88	
LC0015	20,07	-	99,8	-0,09	
LC0016	20,01	0,5	99,5	-0,23	
LC0017	20,9	2,3	104	1,79	
LC0018	-	-	-	-	
LC0019	-	-	-	-	
LC0020	-	-	-	-	
LC0021	-	-	-	-	
LC0022	19,91	1,59	99	-0,45	
LC0023	9,8	0,2	48,7	-23,3	H
LC0024	-	-	-	-	
LC0025	-	-	-	-	
LC0026	19,5	2,9	97	-1,38	
LC0027	19,9	2	99	-0,47	
LC0028	-	-	-	-	
LC0029	20,268	2,7	101	0,36	
LC0030	18,34	1,83	91,2	-4	H
LC0031	19	0,95	94,5	-2,51	
LC0032	20,3	2	101	0,43	
LC0033	20,6	2,1	102	1,11	
LC0034	20	-	99,5	-0,25	
LC0035	19,9	0,8	99	-0,47	
LC0036	19,8	2	98,5	-0,7	
LC0037	20	2	99,5	-0,25	
LC0038	19,6	0,158	97,5	-1,15	
LC0039	29,176	-	145	20,5	H
LC0040	20,2	2,6	100	0,2	
LC0041	20,2	2	100	0,2	

Characteristics of parameter

	all results	without outliers	Unit
Mean ± CI (99%)	20,5 ± 2,03	20,1 ± 0,255	°d
Minimum	9,8	19	°d
Maximum	35,5	21	°d
Standard deviation	3,77	0,442	°d
rel. Standard deviation	18,4	2,2	%
n	31	27	-

Graphical presentation of results

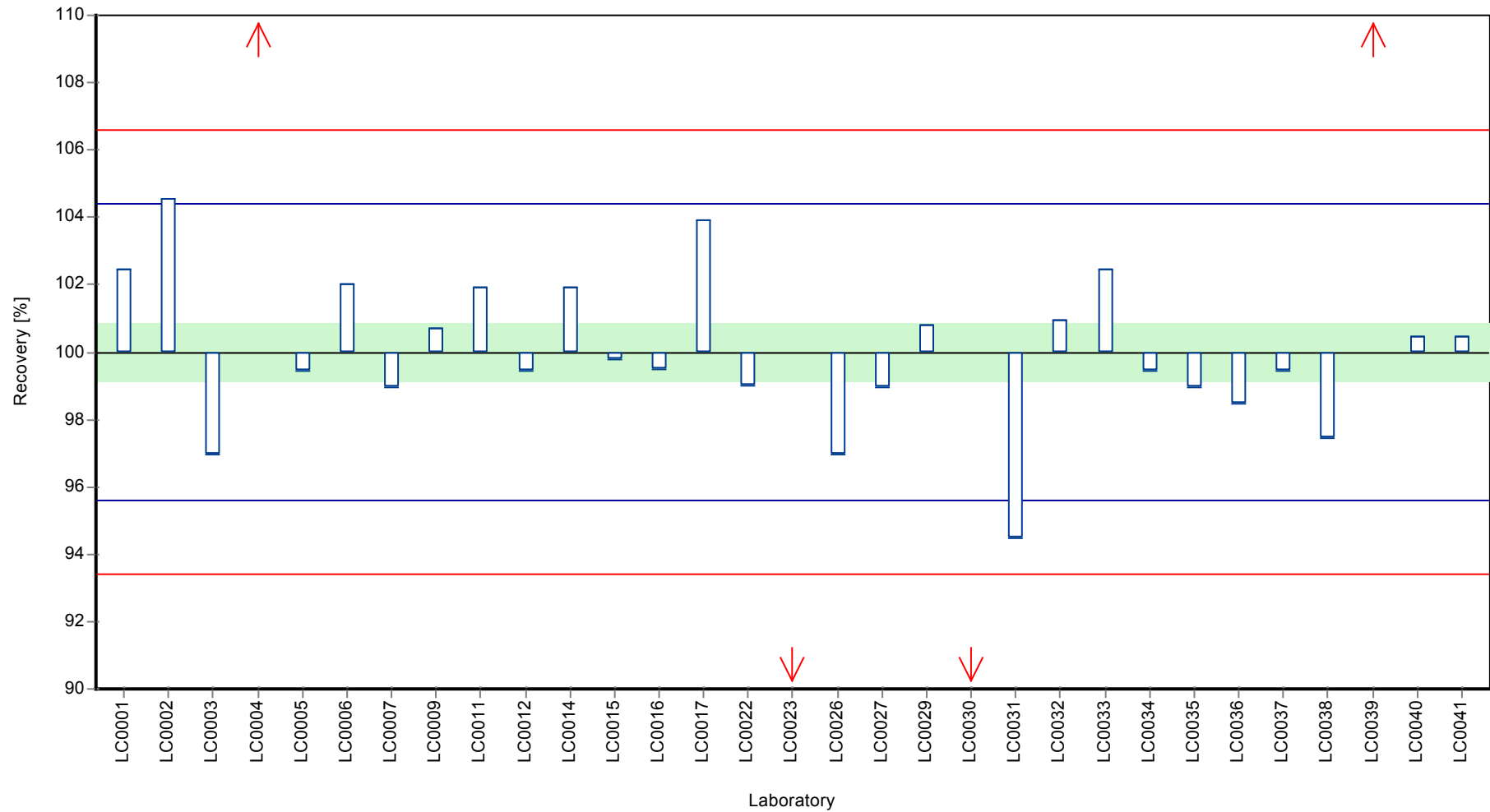
Results



Parameter oriented report Major ions N130

Sample: N130B, Parameter: Total hardness

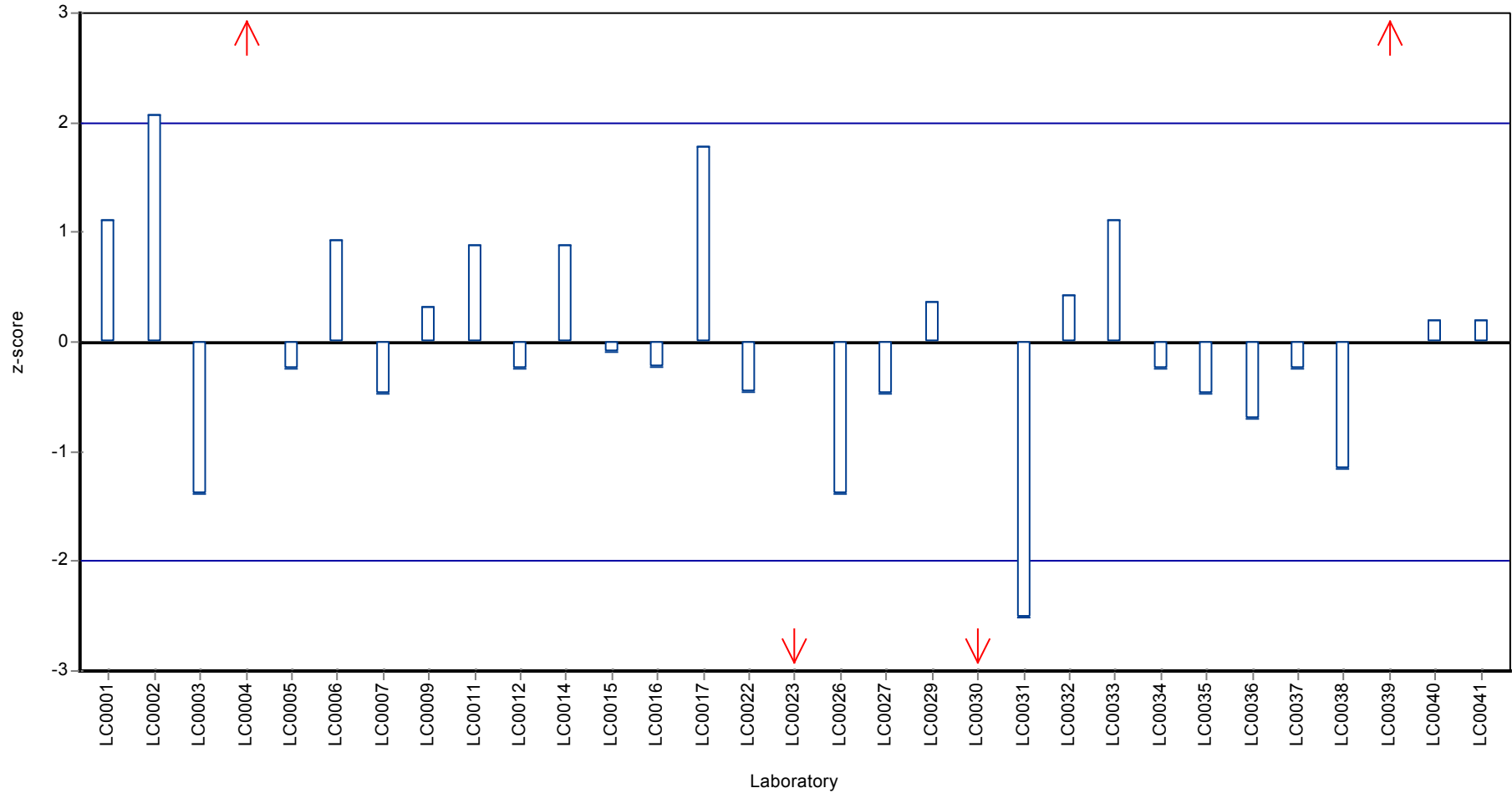
Recovery rate



Parameter oriented report Major ions N130

Sample: N130B, Parameter: Total hardness

Z-score



Parameter oriented report

N130 A

Hydrogen carbonate

Unit	mg/l
Mean ± CI (99%)	395 ± 3,29
Minimum - Maximum	380 - 404
Control test value ± U	399 ± 0,5

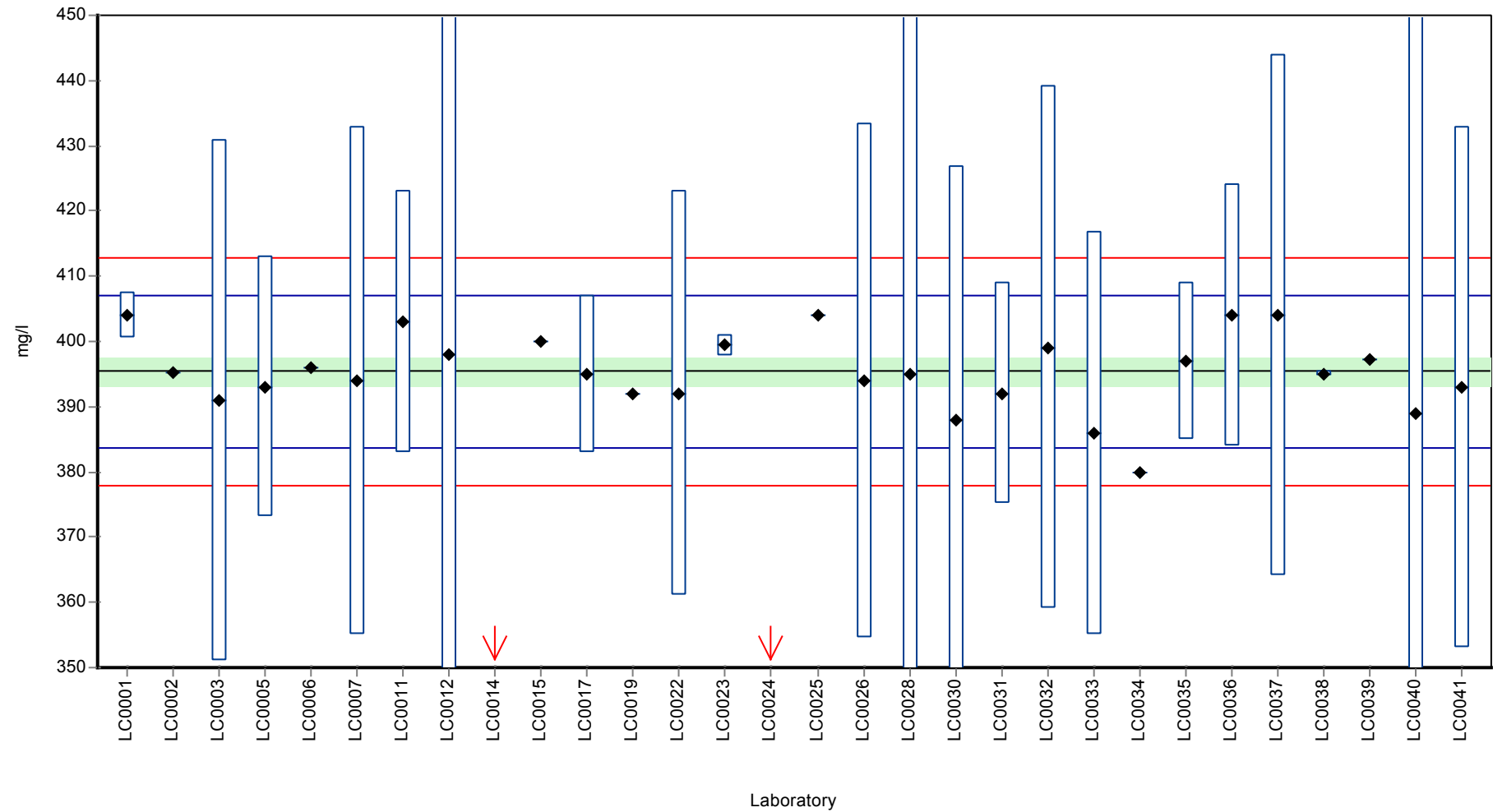
Labcode	Result	± U	Recovery [%]	z-score	Comments
LC0001	404	3,5	102	1,49	
LC0002	395,1796	0,0094	100	-0,03	
LC0003	391	40	98,9	-0,75	
LC0004	-	-	-	-	
LC0005	393	20	99,4	-0,41	
LC0006	395,96	-	100	0,1	
LC0007	394	39	99,7	-0,23	
LC0008	-	-	-	-	
LC0009	-	-	-	-	
LC0010	-	-	-	-	
LC0011	403	20	102	1,32	
LC0012	398	59,7	101	0,46	
LC0013	-	-	-	-	
LC0014	25,63	-	6,5	-63,8	H
LC0015	400	-	101	0,8	
LC0016	-	-	-	-	
LC0017	395	12	99,9	-0,06	
LC0018	-	-	-	-	
LC0019	392	-	99,2	-0,58	
LC0020	-	-	-	-	
LC0021	-	-	-	-	
LC0022	392	31	99,2	-0,58	
LC0023	399,4	1,7	101	0,7	
LC0024	204	22,71	51,6	-33	H
LC0025	404	-	102	1,49	
LC0026	394	39,4	99,7	-0,23	
LC0027	-	-	-	-	
LC0028	395	79	99,9	-0,06	
LC0029	-	-	-	-	
LC0030	388,036	38,8	98,1	-1,26	
LC0031	392	17	99,2	-0,58	
LC0032	399,07	40	101	0,64	
LC0033	386	30,9	97,6	-1,61	
LC0034	380	-	96,1	-2,65	
LC0035	397	12	100	0,28	
LC0036	404	20	102	1,49	
LC0037	404	40	102	1,49	
LC0038	395	0,35	99,9	-0,06	
LC0039	397,24	-	100	0,33	
LC0040	389	62	98,4	-1,1	
LC0041	393	40	99,4	-0,41	

Characteristics of parameter

	all results	without outliers	Unit
Mean ± CI (99%)	377 ± 41,2	395 ± 3,29	mg/l
Minimum	25,6	380	mg/l
Maximum	404	404	mg/l
Standard deviation	75,1	5,8	mg/l
rel. Standard deviation	19,9	1,47	%
n	30	28	-

Graphical presentation of results

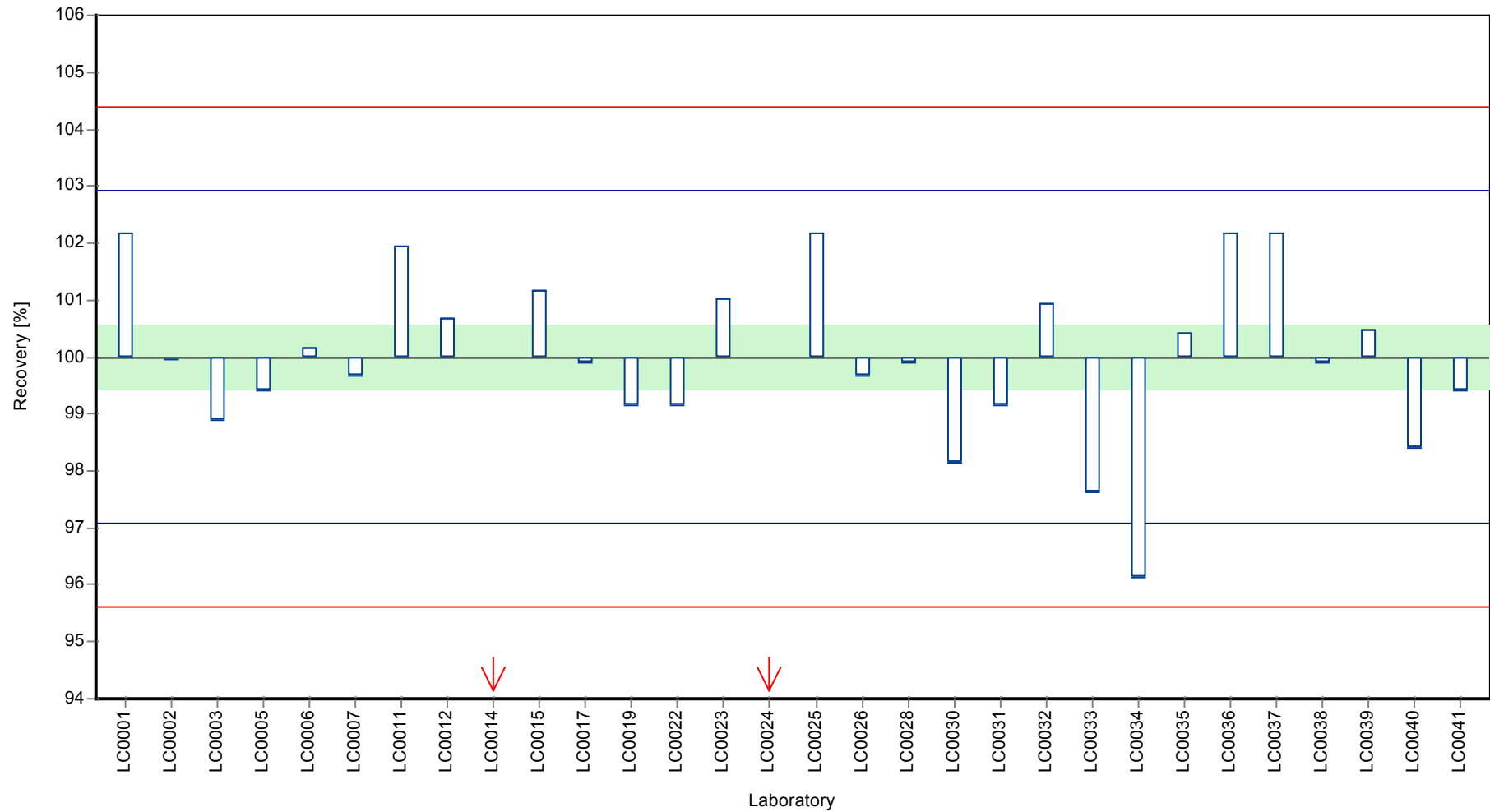
Results



Parameter oriented report Major ions N130

Sample: N130A, Parameter: Hydrogen carbonate

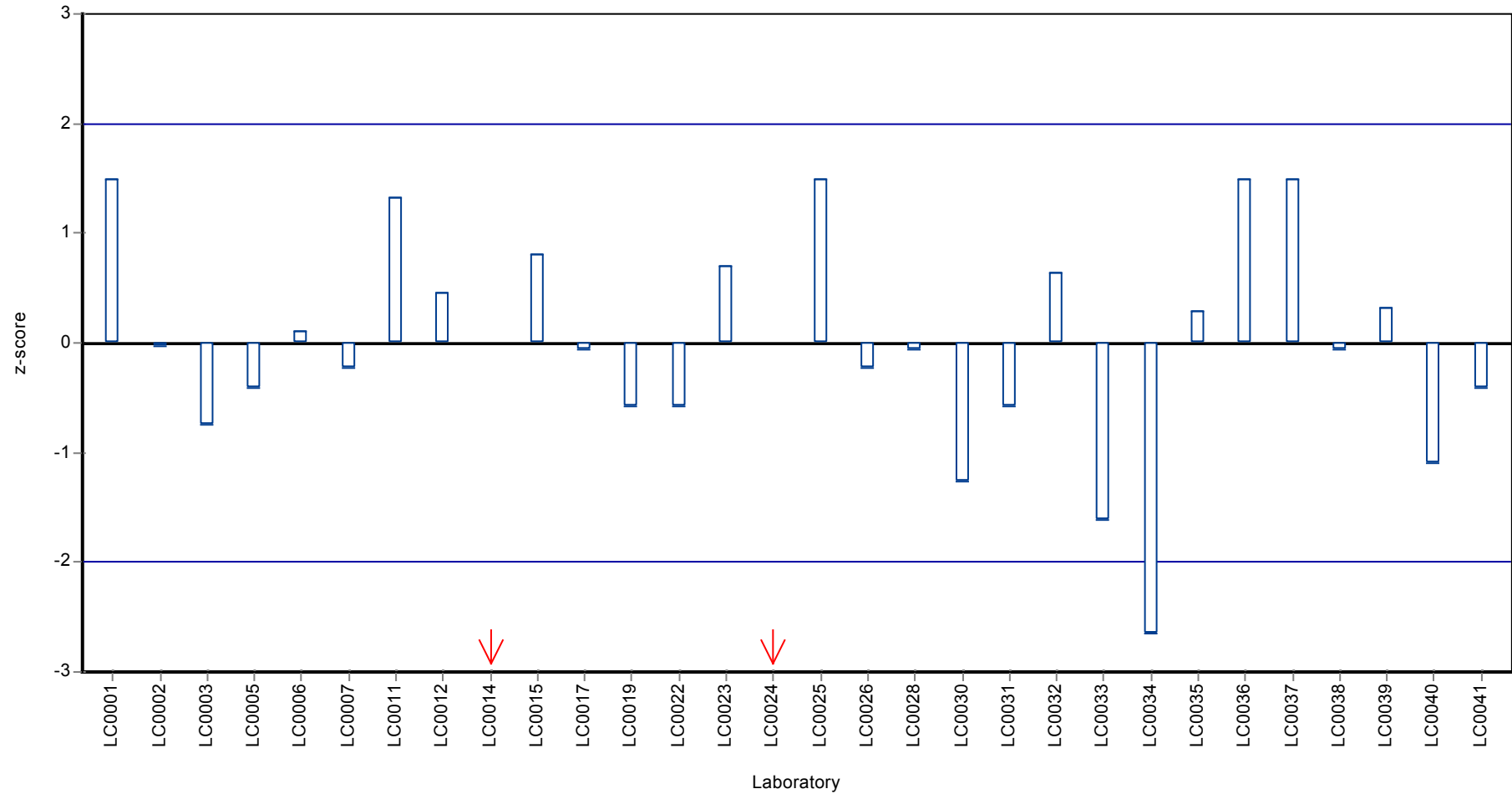
Recovery rate



Parameter oriented report Major ions N130

Sample: N130A, Parameter: Hydrogen carbonate

Z-score



Parameter oriented report

N130 B

Hydrogen carbonate

Unit	mg/l
Mean ± CI (99%)	297 ± 3,01
Minimum - Maximum	283 - 305
Control test value ± U	299 ± 1

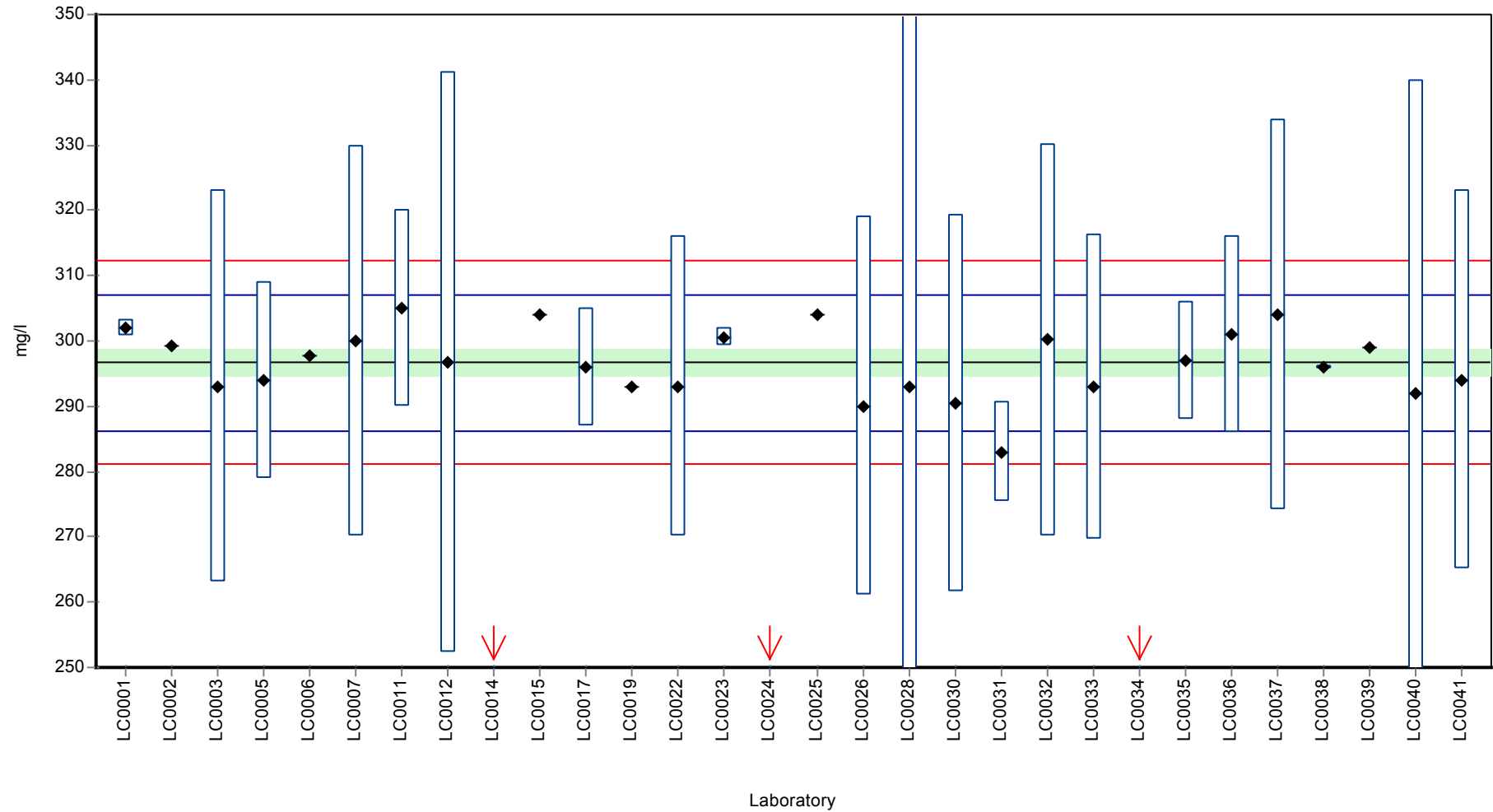
Labcode	Result	± U	Recovery [%]	z-score	Comments
LC0001	302	1,2	102	1,02	
LC0002	299,1813	0,0085	101	0,48	
LC0003	293	30	98,8	-0,71	
LC0004	-	-	-	-	
LC0005	294	15	99,1	-0,52	
LC0006	297,73	-	100	0,2	
LC0007	300	30	101	0,63	
LC0008	-	-	-	-	
LC0009	-	-	-	-	
LC0010	-	-	-	-	
LC0011	305	15	103	1,59	
LC0012	296,8	44,52	100	0,02	
LC0013	-	-	-	-	
LC0014	6,7	-	2,3	-55,7	H
LC0015	304	-	102	1,4	
LC0016	-	-	-	-	
LC0017	296	9	99,8	-0,14	
LC0018	-	-	-	-	
LC0019	293	-	98,8	-0,71	
LC0020	-	-	-	-	
LC0021	-	-	-	-	
LC0022	293	23	98,8	-0,71	
LC0023	300,6	1,3	101	0,75	
LC0024	209,9	2,66	70,7	-16,7	H
LC0025	304	-	102	1,4	
LC0026	290	29	97,7	-1,29	
LC0027	-	-	-	-	
LC0028	293	59	98,8	-0,71	
LC0029	-	-	-	-	
LC0030	290,436	29	97,9	-1,2	
LC0031	283	7,7	95,4	-2,63	
LC0032	300,22	30	101	0,68	
LC0033	293	23,4	98,8	-0,71	
LC0034	220	-	74,1	-14,7	H
LC0035	297	9	100	0,06	
LC0036	301	15	101	0,83	
LC0037	304	30	102	1,4	
LC0038	296	0,34	99,8	-0,14	
LC0039	299	-	101	0,44	
LC0040	292	48	98,4	-0,9	
LC0041	294	29	99,1	-0,52	

Characteristics of parameter

	all results	without outliers	Unit
Mean ± CI (99%)	282 ± 30,7	297 ± 3,01	mg/l
Minimum	6,7	283	mg/l
Maximum	305	305	mg/l
Standard deviation	56,1	5,21	mg/l
rel. Standard deviation	19,9	1,75	%
n	30	27	-

Graphical presentation of results

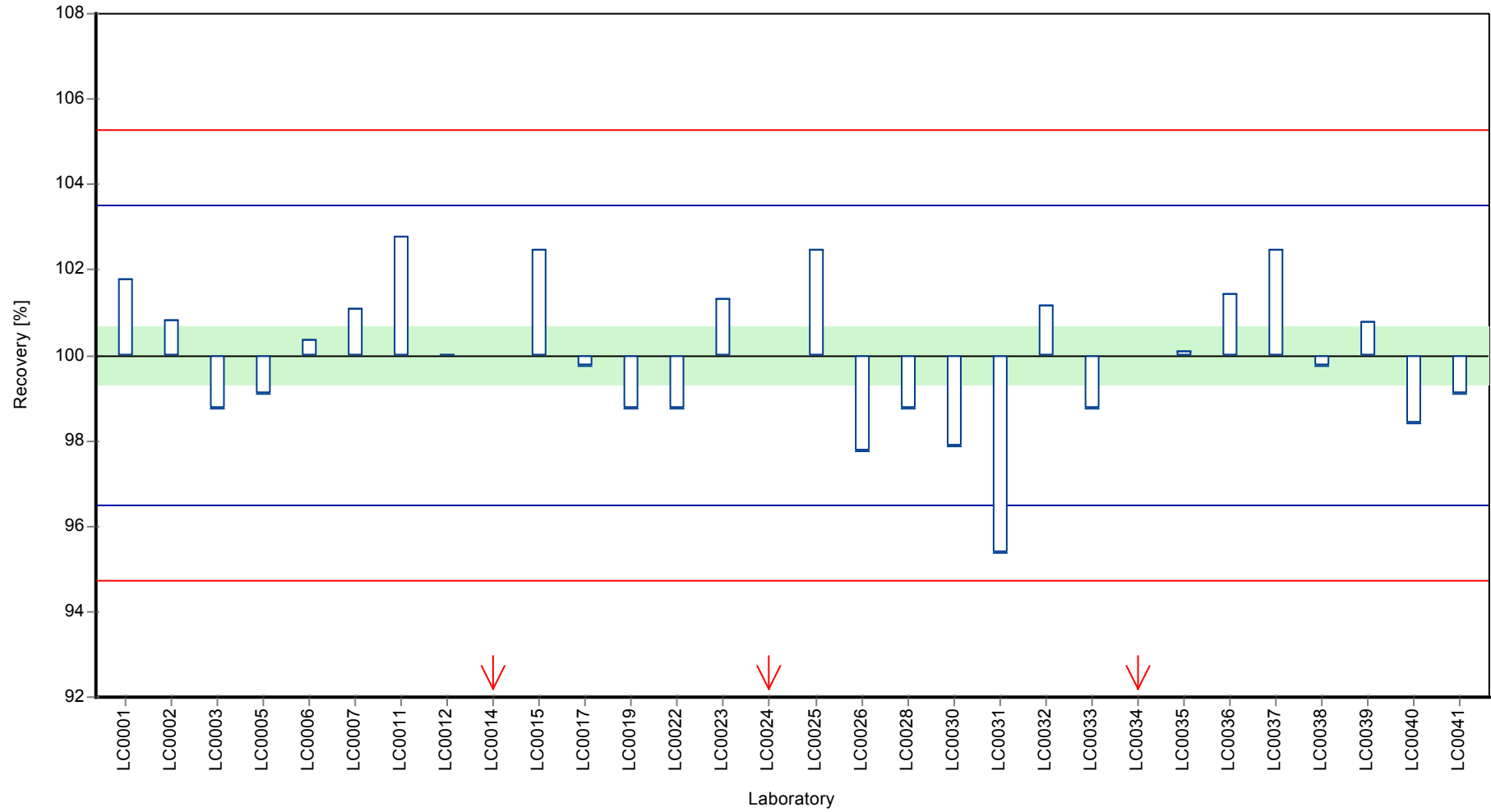
Results



Parameter oriented report Major ions N130

Sample: N130B, Parameter: Hydrogen carbonate

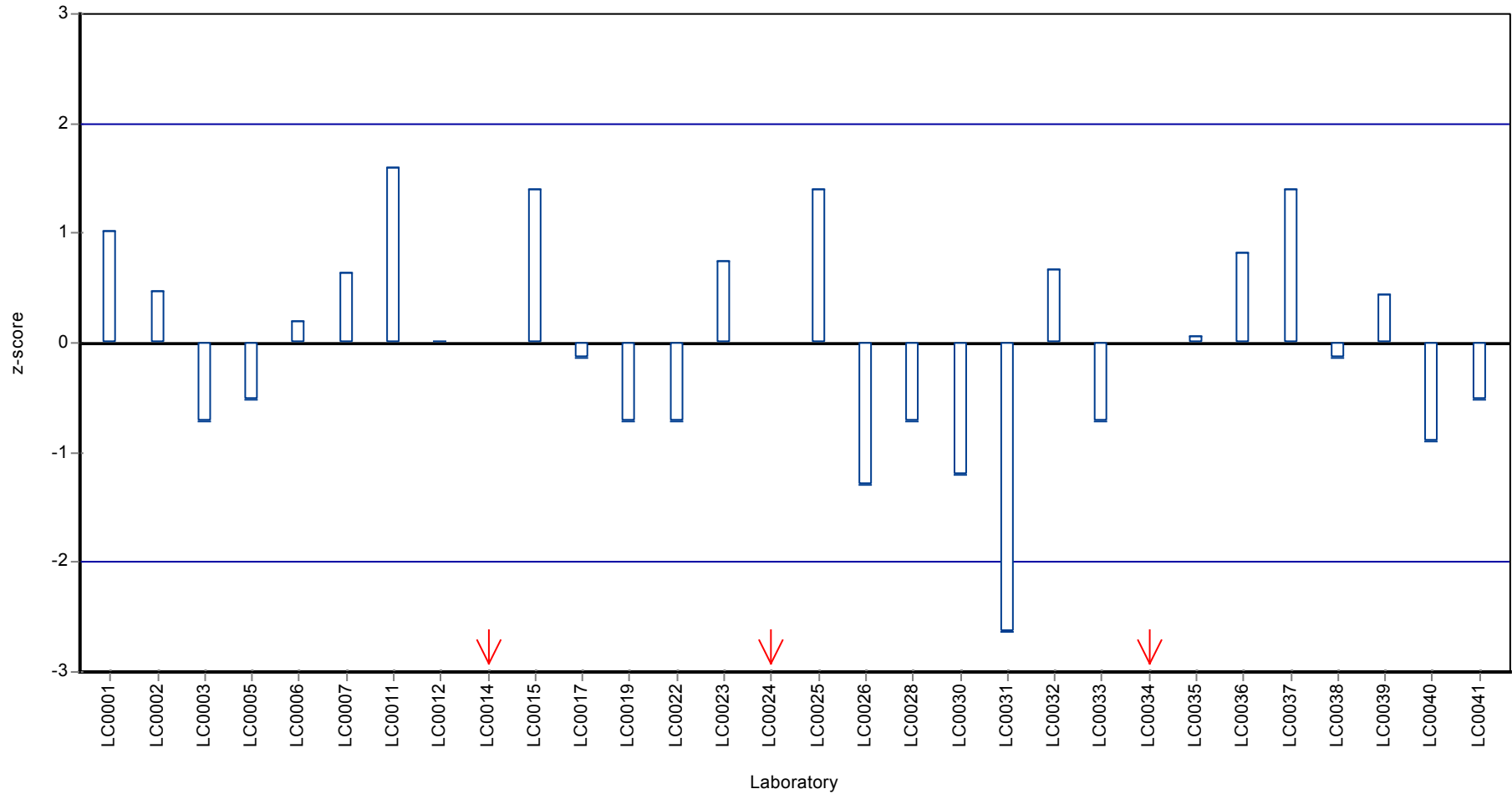
Recovery rate



Parameter oriented report Major ions N130

Sample: N130B, Parameter: Hydrogen carbonate

Z-score



Parameter oriented report

N130 A

Potassium

Unit	mg/l
Mean ± CI (99%)	3,81 ± 0,0923
Minimum - Maximum	3,5 - 4,09
Control test value ± U	3,79 ± 0,052

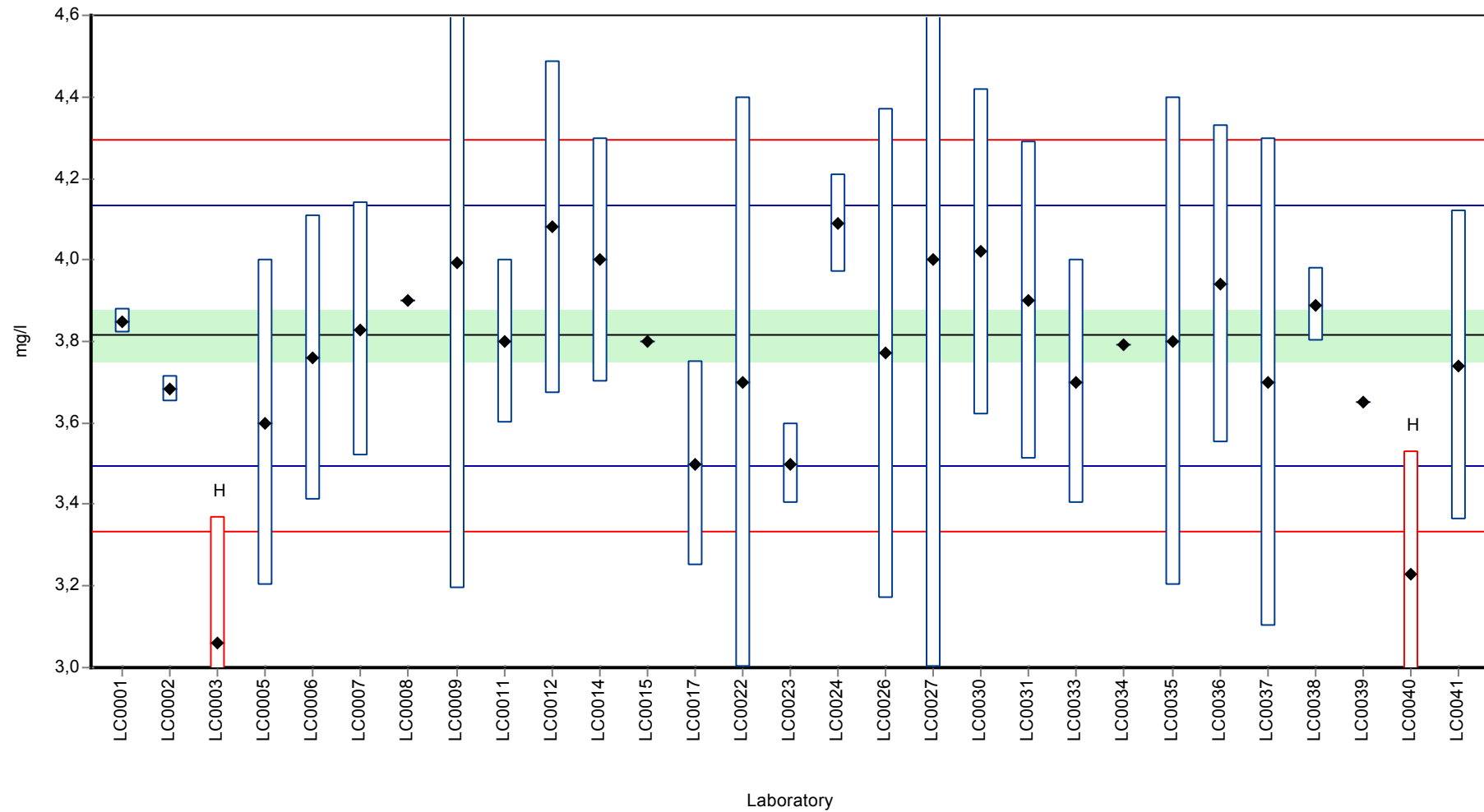
Labcode	Result	± U	Recovery [%]	z-score	Comments
LC0001	3,85	0,03	101	0,22	
LC0002	3,6835	0,0327	96,6	-0,82	
LC0003	3,06	0,31	80,2	-4,72	H
LC0004	-	-	-	-	
LC0005	3,6	0,4	94,4	-1,34	
LC0006	3,76	0,35	98,6	-0,34	
LC0007	3,83	0,31	100	0,1	
LC0008	3,9	-	102	0,54	
LC0009	3,991	0,8	105	1,11	
LC0010	-	-	-	-	
LC0011	3,8	0,2	99,6	-0,09	
LC0012	4,08	0,408	107	1,66	
LC0013	-	-	-	-	
LC0014	4	0,3	105	1,16	
LC0015	3,8	-	99,6	-0,09	
LC0016	-	-	-	-	
LC0017	3,5	0,25	91,8	-1,97	
LC0018	-	-	-	-	
LC0019	-	-	-	-	
LC0020	-	-	-	-	
LC0021	-	-	-	-	
LC0022	3,7	0,7	97	-0,71	
LC0023	3,5	0,1	91,8	-1,97	
LC0024	4,09	0,12	107	1,72	
LC0025	-	-	-	-	
LC0026	3,77	0,6	98,8	-0,28	
LC0027	4	1	105	1,16	
LC0028	-	-	-	-	
LC0029	-	-	-	-	
LC0030	4,02	0,4	105	1,29	
LC0031	3,9	0,39	102	0,54	
LC0032	-	-	-	-	
LC0033	3,7	0,3	97	-0,71	
LC0034	3,79	-	99,4	-0,15	
LC0035	3,8	0,6	99,6	-0,09	
LC0036	3,94	0,39	103	0,79	
LC0037	3,7	0,6	97	-0,71	
LC0038	3,89	0,089	102	0,47	
LC0039	3,651	-	95,7	-1,02	
LC0040	3,23	0,3	84,7	-3,65	H
LC0041	3,74	0,38	98,1	-0,46	

Characteristics of parameter

	all results	without outliers	Unit
Mean ± CI (99%)	3,77 ± 0,13	3,81 ± 0,0923	mg/l
Minimum	3,06	3,5	mg/l
Maximum	4,09	4,09	mg/l
Standard deviation	0,232	0,16	mg/l
rel. Standard deviation	6,17	4,19	%
n	29	27	-

Graphical presentation of results

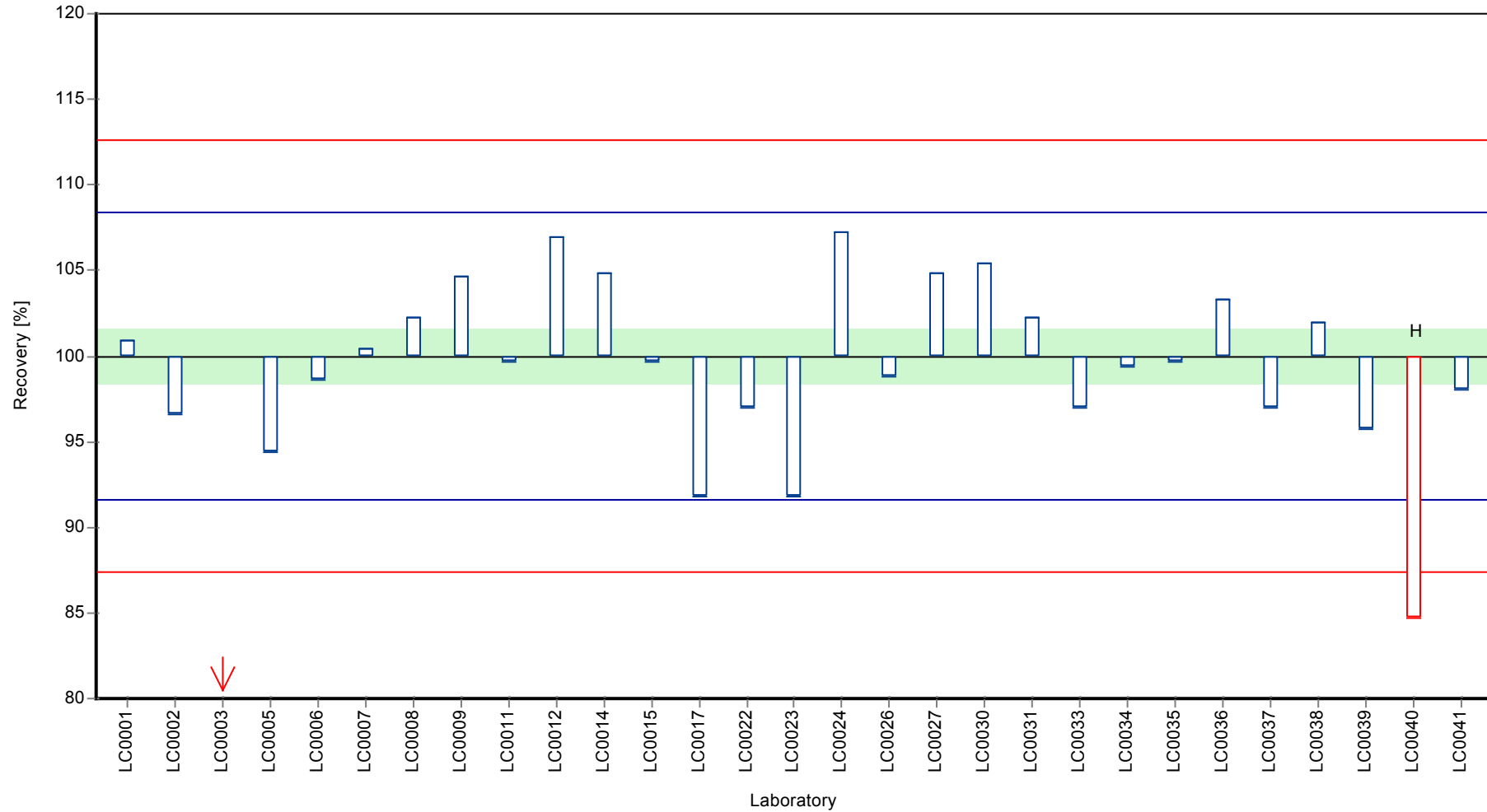
Results



Parameter oriented report Major ions N130

Sample: N130A, Parameter: Potassium

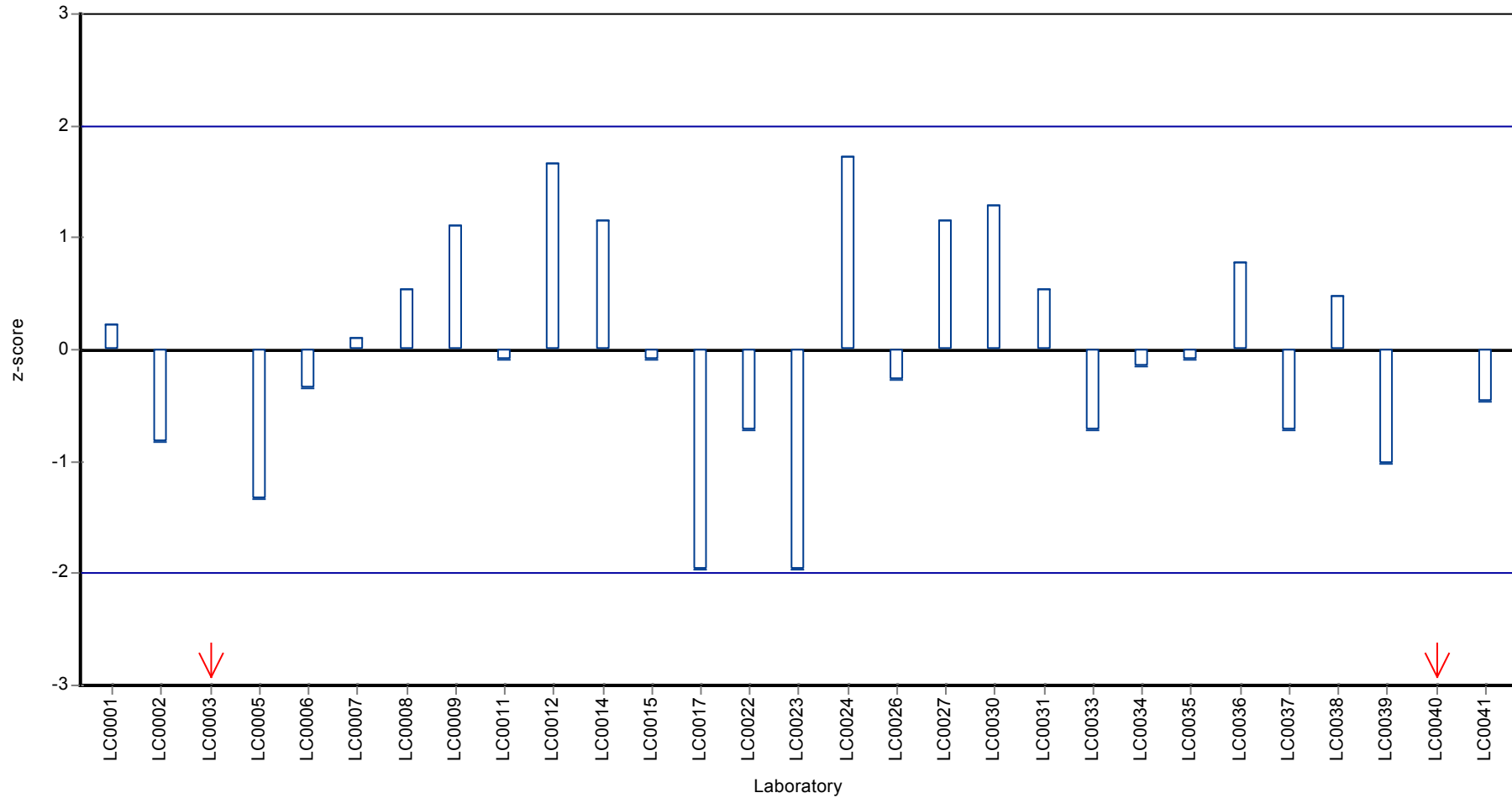
Recovery rate



Parameter oriented report Major ions N130

Sample: N130A, Parameter: Potassium

Z-score



Parameter oriented report

N130 B

Potassium

Unit	mg/l
Mean ± CI (99%)	3,01 ± 0,109
Minimum - Maximum	2,55 - 3,35
Control test value ± U	3,06 ± 0,03

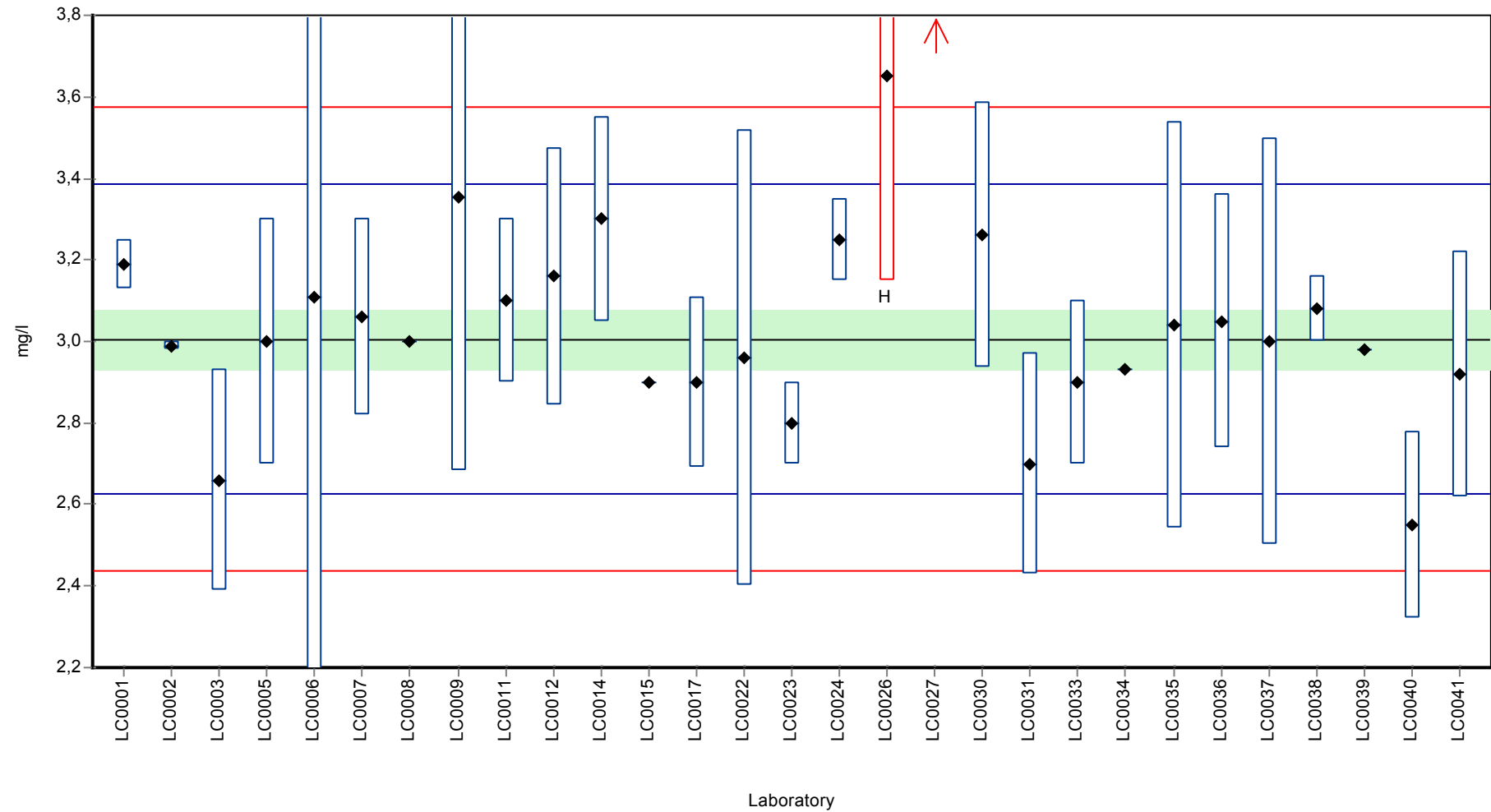
Labcode	Result	± U	Recovery [%]	z-score	Comments
LC0001	3,19	0,06	106	0,97	
LC0002	2,98925	0,01	99,5	-0,08	
LC0003	2,66	0,27	88,5	-1,82	
LC0004	-	-	-	-	
LC0005	3	0,3	99,8	-0,03	
LC0006	3,11	2,9	103	0,55	
LC0007	3,06	0,24	102	0,29	
LC0008	3	-	99,8	-0,03	
LC0009	3,353	0,672	112	1,84	
LC0010	-	-	-	-	
LC0011	3,1	0,2	103	0,5	
LC0012	3,16	0,316	105	0,82	
LC0013	-	-	-	-	
LC0014	3,3	0,25	110	1,56	
LC0015	2,9	-	96,5	-0,56	
LC0016	-	-	-	-	
LC0017	2,9	0,21	96,5	-0,56	
LC0018	-	-	-	-	
LC0019	-	-	-	-	
LC0020	-	-	-	-	
LC0021	-	-	-	-	
LC0022	2,96	0,56	98,5	-0,24	
LC0023	2,8	0,1	93,2	-1,08	
LC0024	3,25	0,1	108	1,29	
LC0025	-	-	-	-	
LC0026	3,65	0,5	121	3,4	H
LC0027	4	1	133	5,25	H
LC0028	-	-	-	-	
LC0029	-	-	-	-	
LC0030	3,26	0,326	108	1,34	
LC0031	2,7	0,27	89,8	-1,61	
LC0032	-	-	-	-	
LC0033	2,9	0,2	96,5	-0,56	
LC0034	2,93	-	97,5	-0,4	
LC0035	3,04	0,5	101	0,18	
LC0036	3,05	0,31	101	0,24	
LC0037	3	0,5	99,8	-0,03	
LC0038	3,08	0,08	102	0,39	
LC0039	2,981	-	99,2	-0,13	
LC0040	2,55	0,23	84,8	-2,4	
LC0041	2,92	0,3	97,2	-0,45	

Characteristics of parameter

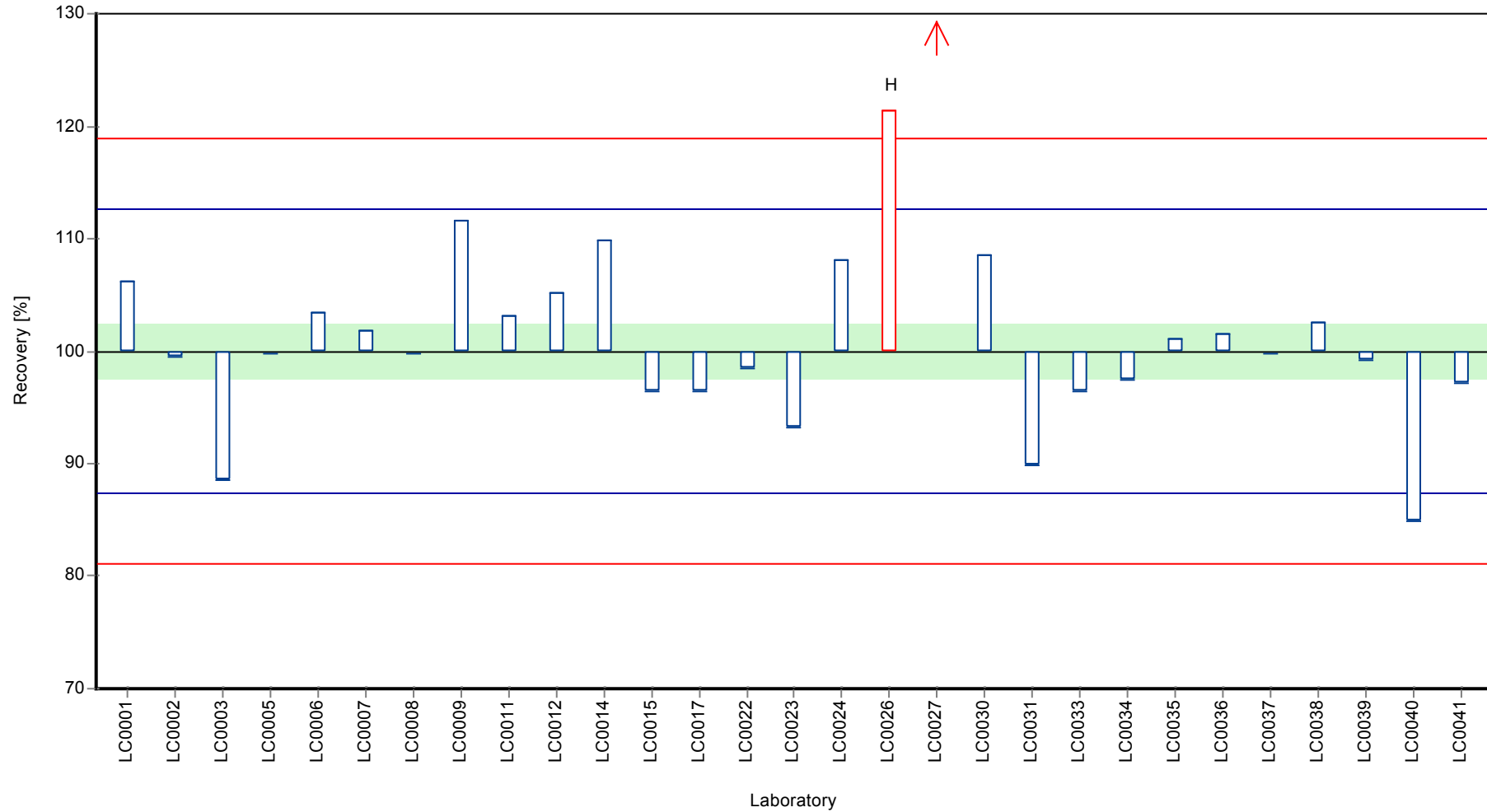
	all results	without outliers	Unit
Mean ± CI (99%)	3,06 ± 0,158	3,01 ± 0,109	mg/l
Minimum	2,55	2,55	mg/l
Maximum	4	3,35	mg/l
Standard deviation	0,283	0,189	mg/l
rel. Standard deviation	9,25	6,3	%
n	29	27	-

Graphical presentation of results

Results



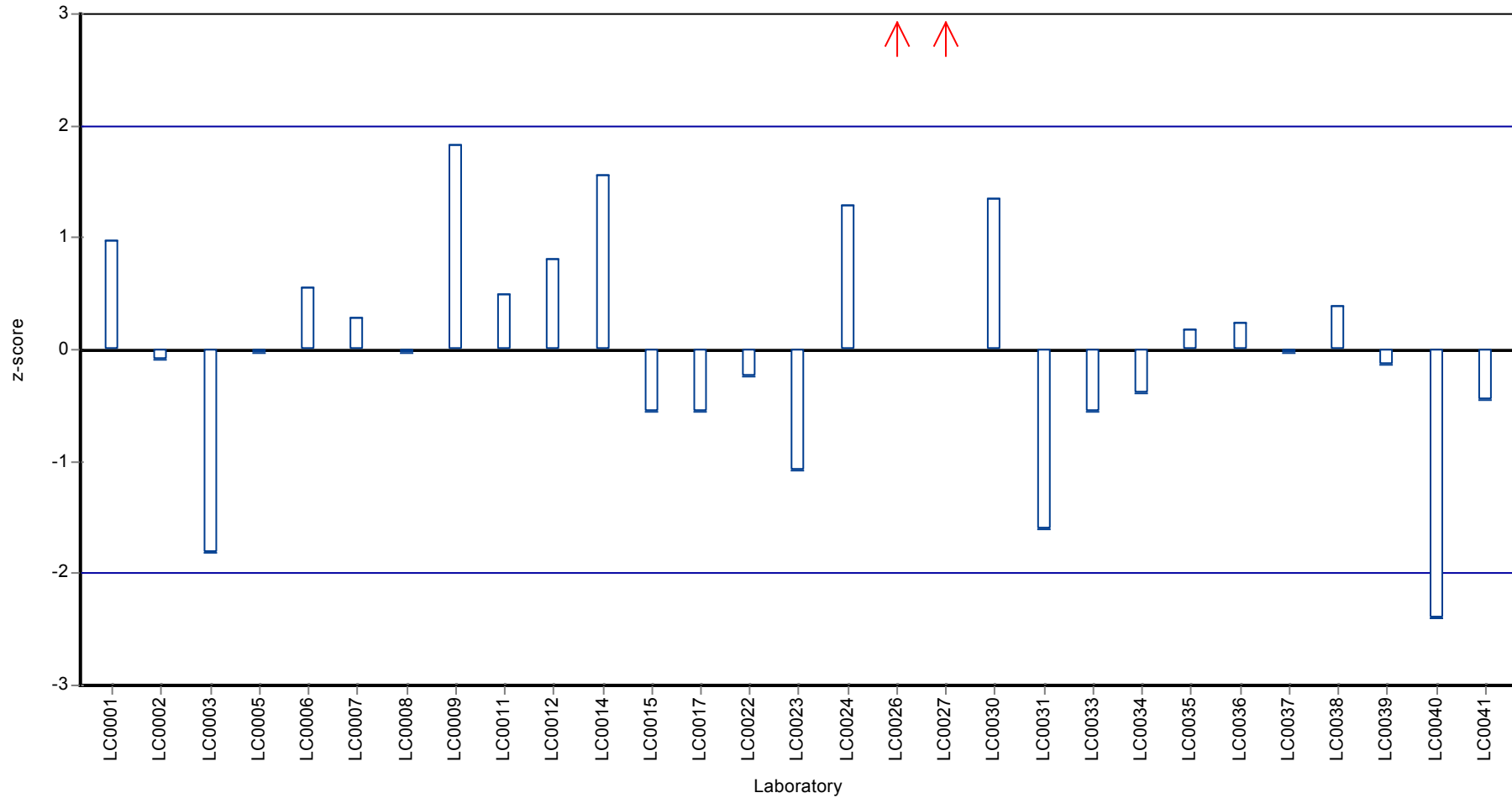
Recovery rate



Parameter oriented report Major ions N130

Sample: N130B, Parameter: Potassium

Z-score



Parameter oriented report

N130 A

El. conductivity (25°C)

Unit	µS/cm
Mean ± CI (99%)	1070 ± 6,85
Minimum - Maximum	1040 - 1100
Control test value ± U	1069 ± 15

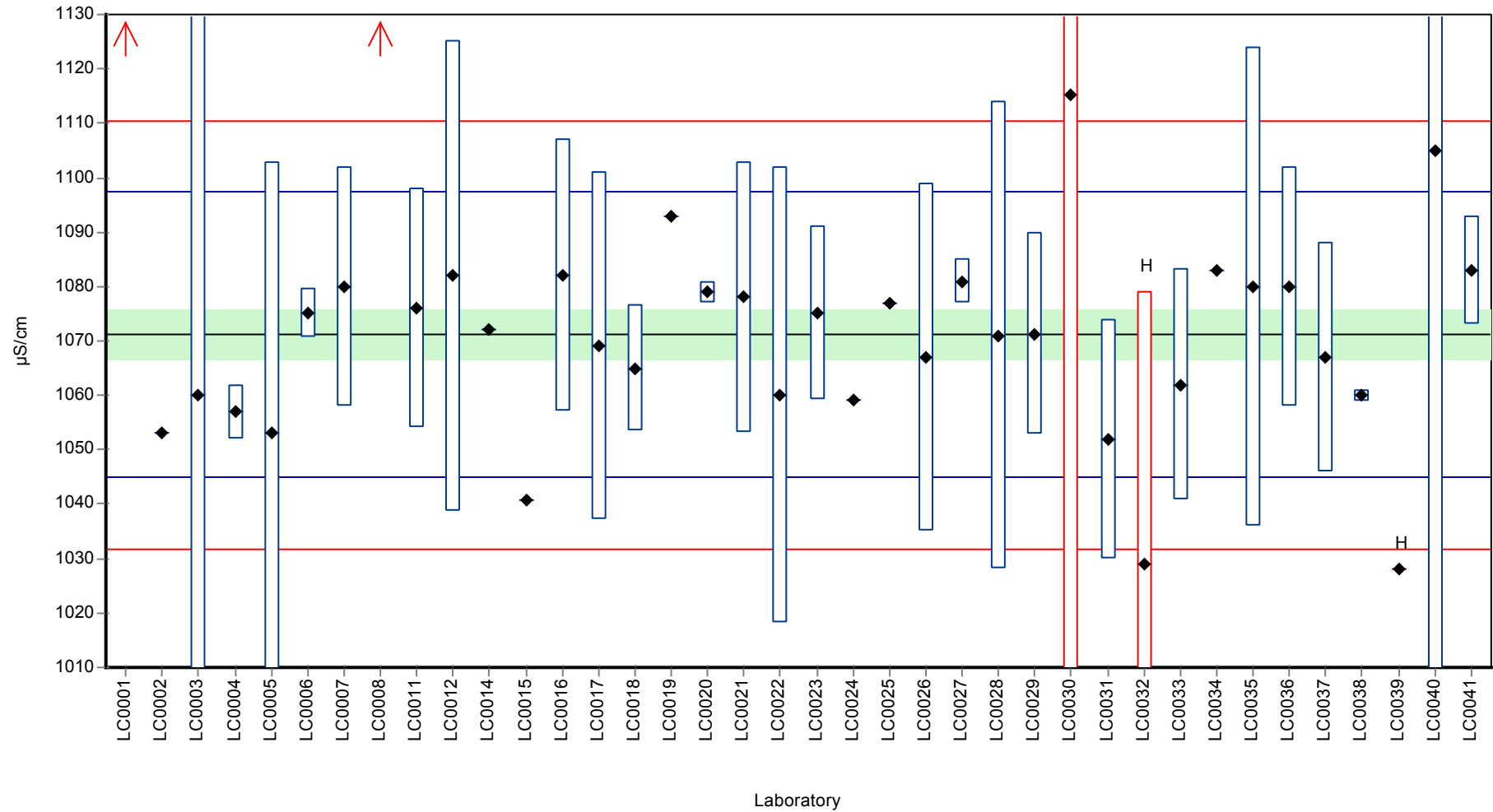
Labcode	Result	± U	Recovery [%]	z-score	Comments
LC0001	1139	4,9	106	5,18	H
LC0002	1053	-	98,3	-1,38	
LC0003	1060	110	99	-0,85	
LC0004	1057	5	98,7	-1,08	
LC0005	1053	50	98,3	-1,38	
LC0006	1075	4,51	100	0,29	
LC0007	1080	22	101	0,68	
LC0008	1129	-	105	4,41	H
LC0009	-	-	-	-	
LC0010	-	-	-	-	
LC0011	1076	22	100	0,37	
LC0012	1082	43,3	101	0,83	
LC0013	-	-	-	-	
LC0014	1072	-	100	0,06	
LC0015	1040,8	-	97,2	-2,32	
LC0016	1082	25	101	0,83	
LC0017	1069	32	99,8	-0,16	
LC0018	1065	11,71	99,4	-0,47	
LC0019	1093	-	102	1,67	
LC0020	1079	2	101	0,6	
LC0021	1078	25	101	0,52	
LC0022	1060	42	99	-0,85	
LC0023	1075	16	100	0,29	
LC0024	1059	-	98,9	-0,93	
LC0025	1077	-	101	0,45	
LC0026	1067	32	99,6	-0,32	
LC0027	1081	4	101	0,75	
LC0028	1071	43	100	-0,01	
LC0029	1071,3	18,5	100	0,01	
LC0030	1115,35	111,5	104	3,37	H
LC0031	1052	22	98,2	-1,46	
LC0032	1029	50	96,1	-3,22	H
LC0033	1062	21,2	99,1	-0,7	
LC0034	1083	-	101	0,9	
LC0035	1080	44	101	0,68	
LC0036	1080	22	101	0,68	
LC0037	1067	21	99,6	-0,32	
LC0038	1060	1,06	99	-0,85	
LC0039	1028	-	96	-3,29	H
LC0040	1105	99	103	2,58	
LC0041	1083	10	101	0,9	

Characteristics of parameter

	all results	without outliers	Unit
Mean ± CI (99%)	1070 ± 11	1070 ± 6,85	µS/cm
Minimum	1030	1040	µS/cm
Maximum	1140	1100	µS/cm
Standard deviation	22,6	13,1	µS/cm
rel. Standard deviation	2,1	1,22	%
n	38	33	-

Graphical presentation of results

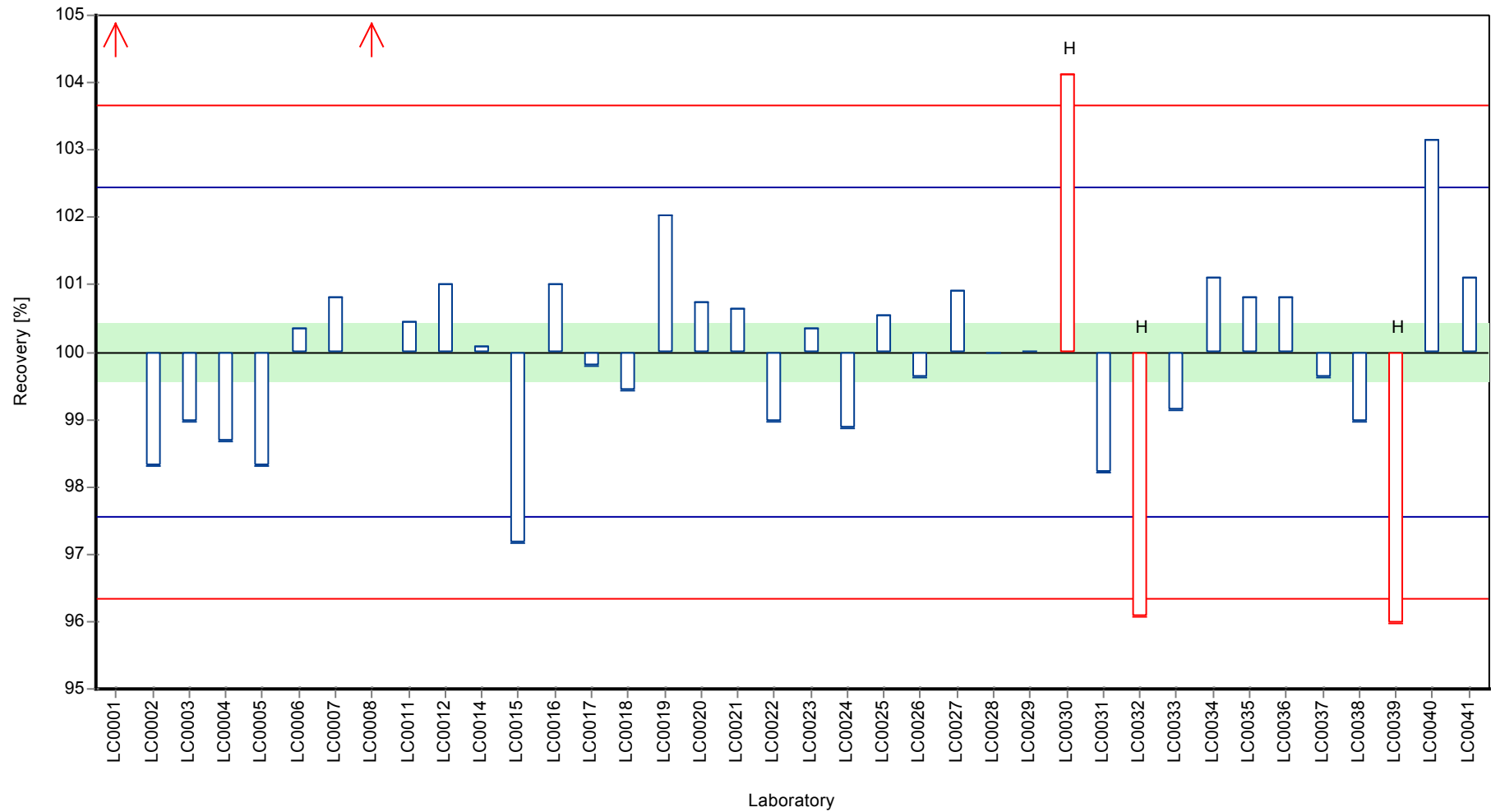
Results



Parameter oriented report Major ions N130

Sample: N130A, Parameter: El. conductivity (25°C)

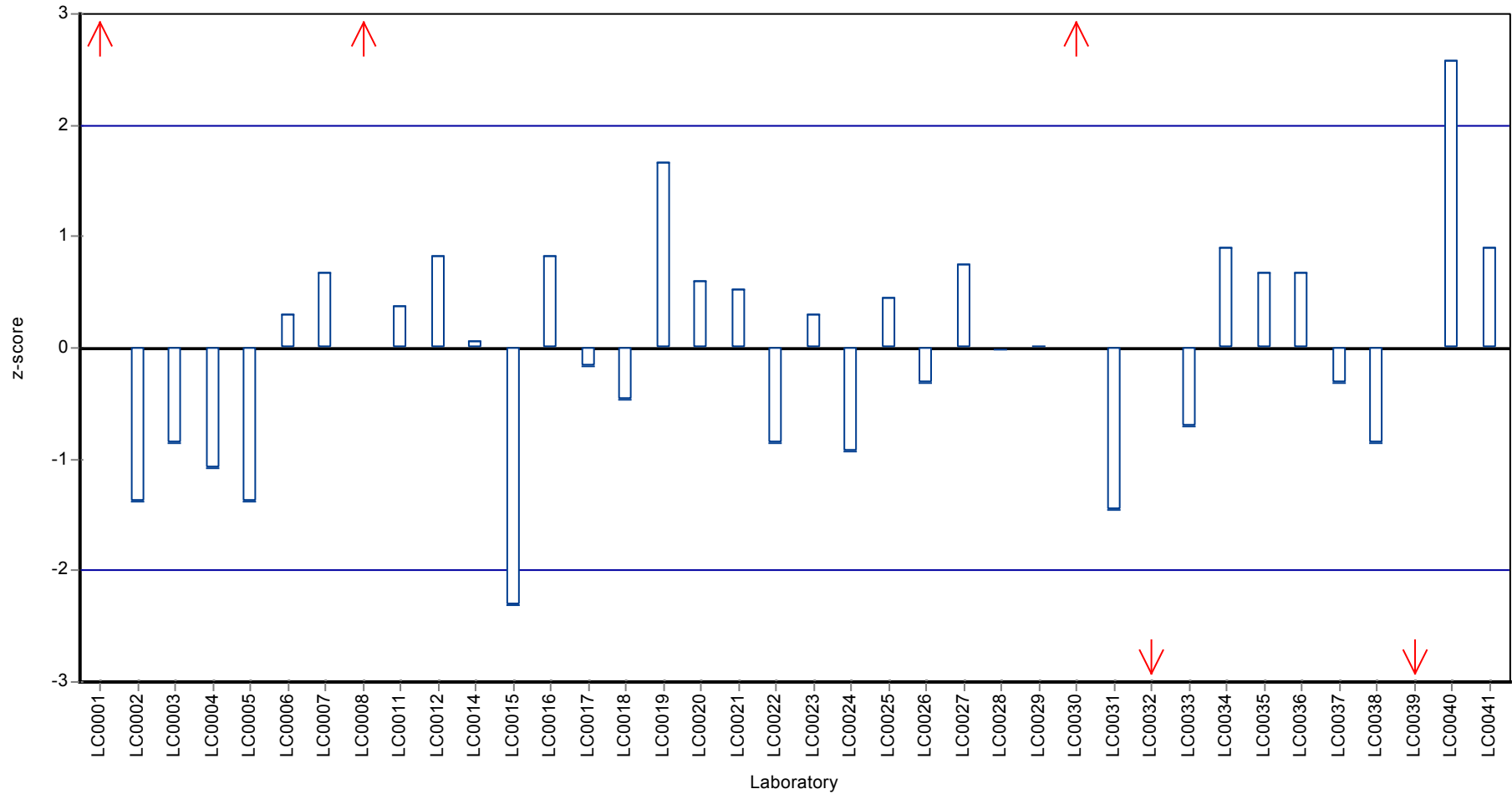
Recovery rate



Parameter oriented report Major ions N130

Sample: N130A, Parameter: El. conductivity (25°C)

Z-score



Parameter oriented report

N130 B

El. conductivity (25°C)

Unit	µS/cm
Mean ± CI (99%)	778 ± 4,69
Minimum - Maximum	756 - 801
Control test value ± U	761 ± 3

Labcode	Result	± U	Recovery [%]	z-score	Comments
LC0001	787	1,4	101	0,94	
LC0002	768	-	98,7	-1,14	
LC0003	765	77	98,3	-1,47	
LC0004	774,8	5	99,5	-0,4	
LC0005	768	40	98,7	-1,14	
LC0006	780	4,51	100	0,17	
LC0007	784	16	101	0,61	
LC0008	823	-	106	4,89	H
LC0009	-	-	-	-	
LC0010	-	-	-	-	
LC0011	778	16	99,9	-0,05	
LC0012	786	31,5	101	0,83	
LC0013	-	-	-	-	
LC0014	779,4	-	100	0,11	
LC0015	756,3	-	97,2	-2,43	
LC0016	783	25	101	0,5	
LC0017	774	23	99,4	-0,49	
LC0018	774	8,514	99,4	-0,49	
LC0019	789	-	101	1,16	
LC0020	775	2	99,6	-0,38	
LC0021	783	18	101	0,5	
LC0022	769	30	98,8	-1,04	
LC0023	782	11,8	100	0,39	
LC0024	1059	-	136	30,8	H
LC0025	781	-	100	0,28	
LC0026	778	23,3	99,9	-0,05	
LC0027	784	4	101	0,61	
LC0028	783	31	101	0,5	
LC0029	777,5	20,56	99,9	-0,1	
LC0030	800,85	80,8	103	2,46	
LC0031	760	11	97,6	-2,02	
LC0032	746	30	95,8	-3,56	H
LC0033	771	15,4	99	-0,82	
LC0034	785	-	101	0,72	
LC0035	782	32	100	0,39	
LC0036	784	16	101	0,61	
LC0037	775	16	99,6	-0,38	
LC0038	772	0,62	99,2	-0,71	
LC0039	740	-	95,1	-4,22	H
LC0040	794	71	102	1,71	
LC0041	784	10	101	0,61	

Characteristics of parameter

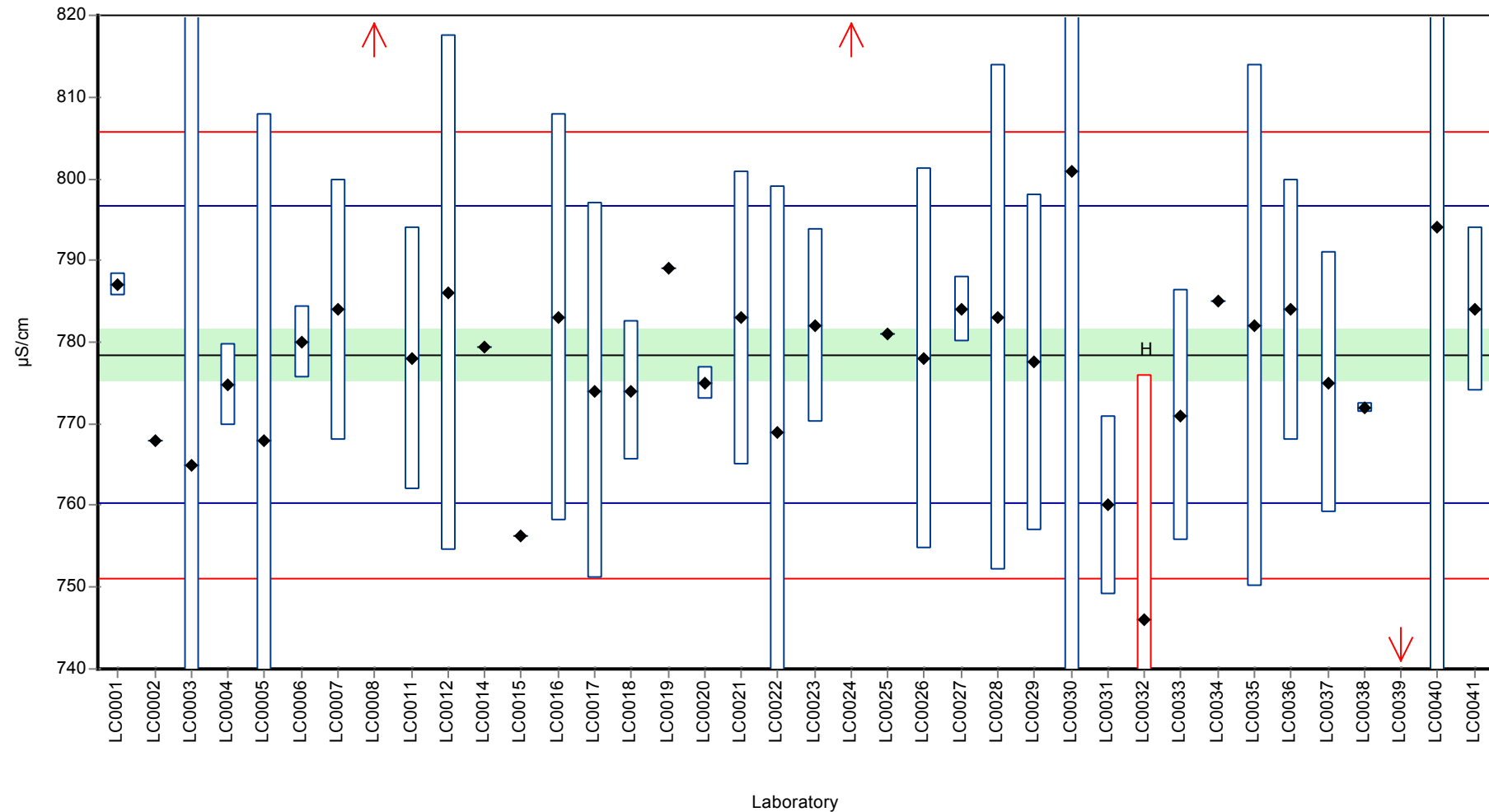
	all results	without outliers	Unit
Mean ± CI (99%)	785 ± 23,2	778 ± 4,69	µS/cm
Minimum	740	756	µS/cm
Maximum	1060	801	µS/cm
Standard deviation	47,7	9,12	µS/cm
rel. Standard deviation	6,08	1,17	%
n	38	34	-

Parameter oriented report Major ions N130

Sample: N130B, Parameter: El. conductivity (25°C)

Graphical presentation of results

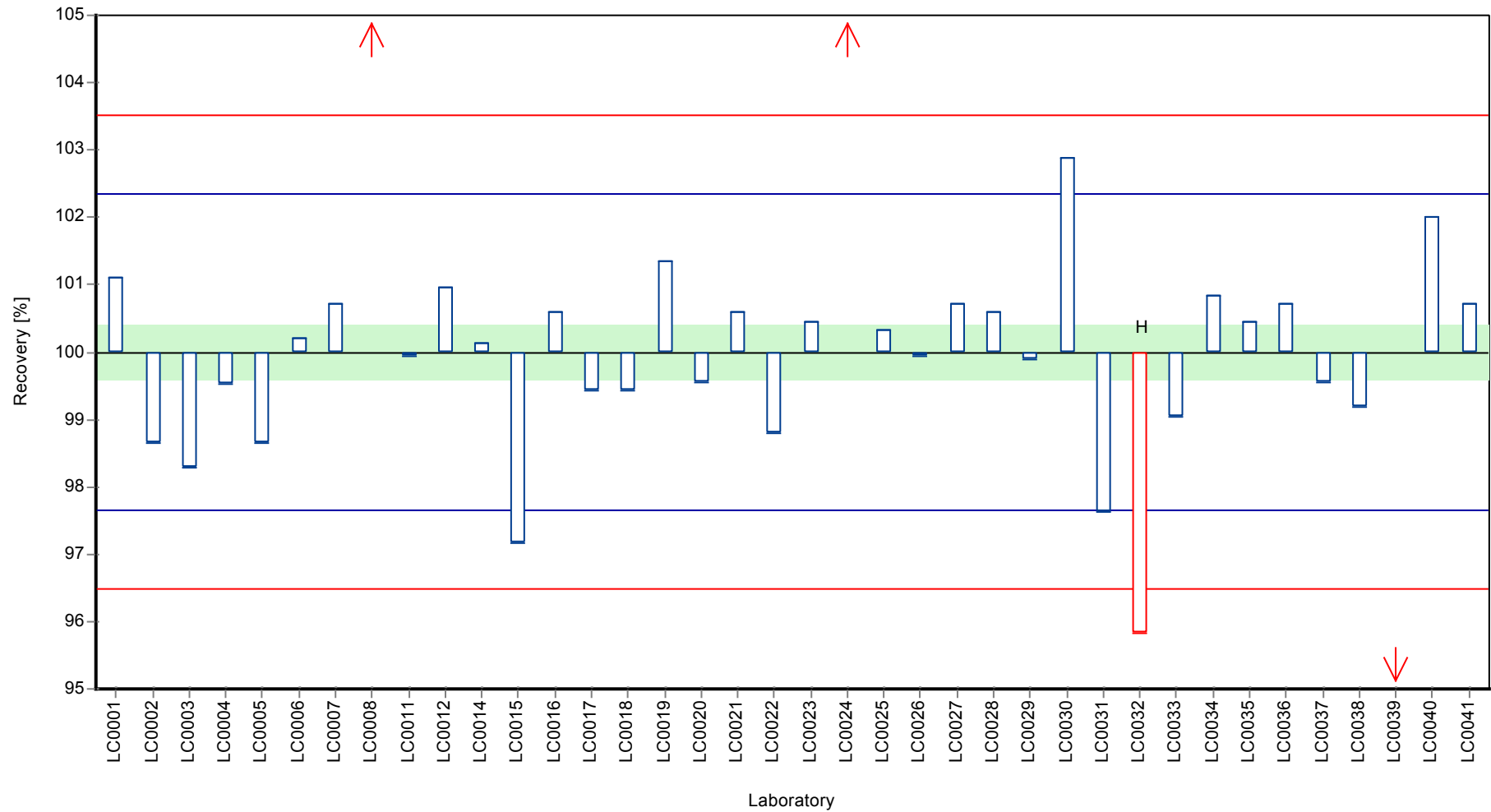
Results



Parameter oriented report Major ions N130

Sample: N130B, Parameter: El. conductivity (25°C)

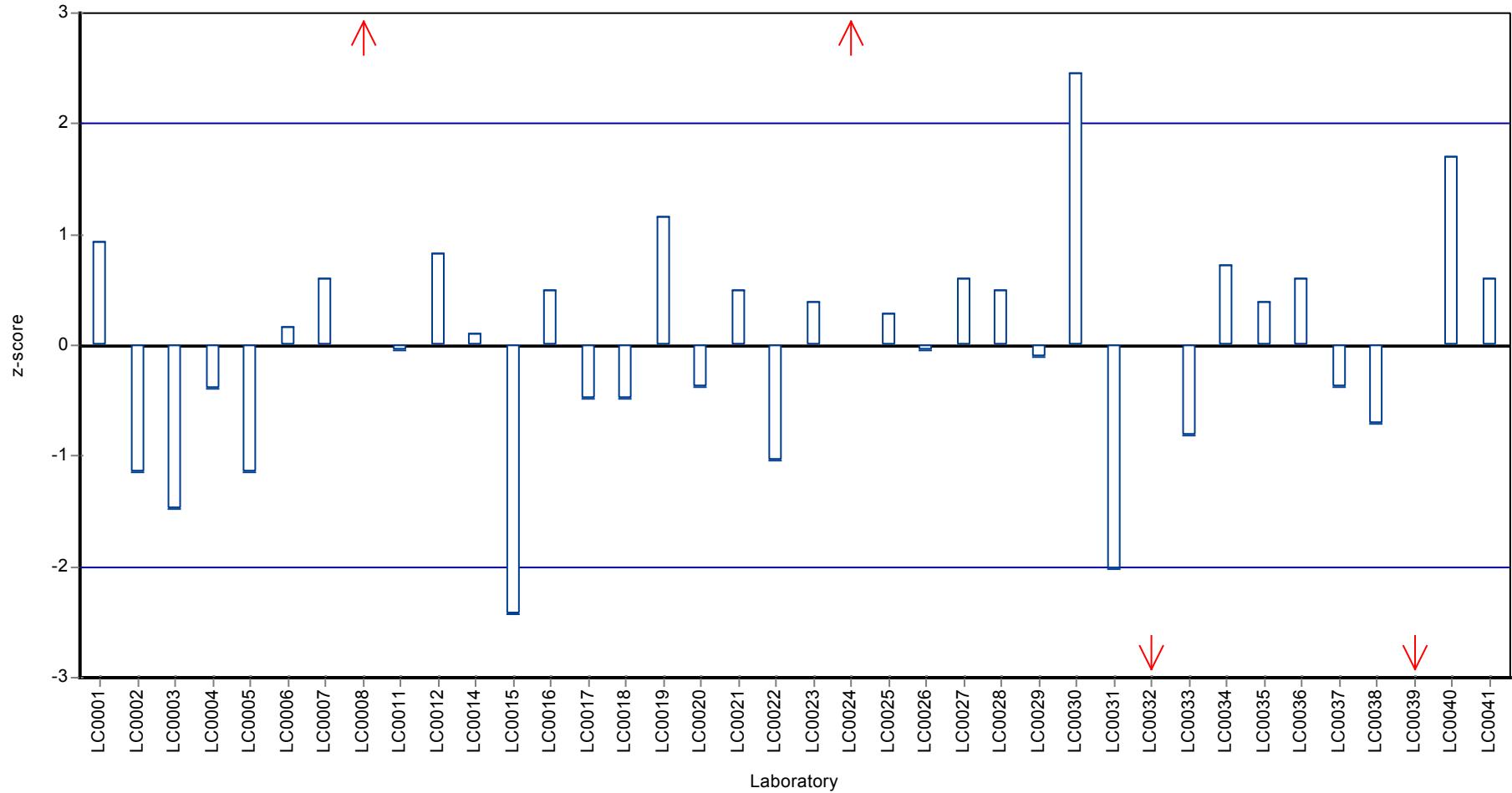
Recovery rate



Parameter oriented report Major ions N130

Sample: N130B, Parameter: El. conductivity (25°C)

Z-score



Parameter oriented report

N130 A

Magnesium

Unit	mg/l
Mean ± CI (99%)	69,1 ± 1,45
Minimum - Maximum	61,9 - 74,2
Control test value ± U	70,1 ± 0,77

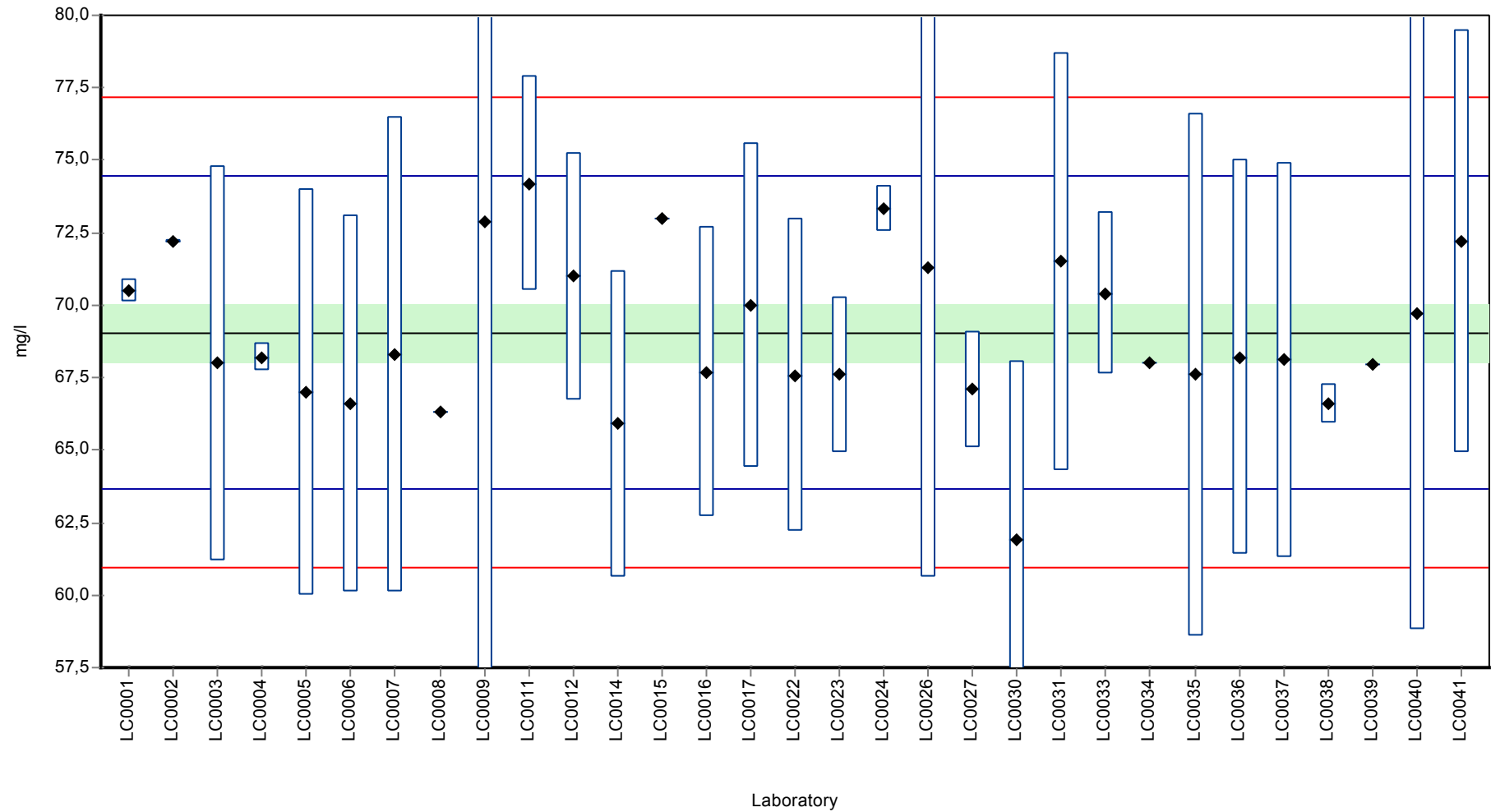
Labcode	Result	± U	Recovery [%]	z-score	Comments
LC0001	70,5	0,42	102	0,53	
LC0002	72,2005	0,0334	105	1,16	
LC0003	68	6,8	98,5	-0,39	
LC0004	68,21	0,5	98,8	-0,32	
LC0005	67	7	97	-0,76	
LC0006	66,61	6,5	96,5	-0,91	
LC0007	68,3	8,2	98,9	-0,28	
LC0008	66,3	-	96	-1,02	
LC0009	72,9	22,7	106	1,42	
LC0010	-	-	-	-	
LC0011	74,2	3,7	107	1,91	
LC0012	71	4,26	103	0,72	
LC0013	-	-	-	-	
LC0014	65,9	5,3	95,4	-1,17	
LC0015	73	-	106	1,46	
LC0016	67,7	5	98	-0,51	
LC0017	70	5,6	101	0,35	
LC0018	-	-	-	-	
LC0019	-	-	-	-	
LC0020	-	-	-	-	
LC0021	-	-	-	-	
LC0022	67,59	5,41	97,9	-0,55	
LC0023	67,6	2,7	97,9	-0,54	
LC0024	73,31	0,8	106	1,58	
LC0025	-	-	-	-	
LC0026	71,3	10,7	103	0,83	
LC0027	67,1	2	97,2	-0,73	
LC0028	-	-	-	-	
LC0029	-	-	-	-	
LC0030	61,9	6,19	89,6	-2,66	
LC0031	71,5	7,2	104	0,91	
LC0032	-	-	-	-	
LC0033	70,4	2,8	102	0,5	
LC0034	68	-	98,5	-0,39	
LC0035	67,6	9	97,9	-0,54	
LC0036	68,2	6,8	98,8	-0,32	
LC0037	68,1	6,8	98,6	-0,36	
LC0038	66,6	0,663	96,4	-0,91	
LC0039	67,951	-	98,4	-0,41	
LC0040	69,7	10,9	101	0,24	
LC0041	72,2	7,3	105	1,16	

Characteristics of parameter

	all results	without outliers	Unit
Mean ± CI (99%)	69,1 ± 1,45	69,1 ± 1,45	mg/l
Minimum	61,9	61,9	mg/l
Maximum	74,2	74,2	mg/l
Standard deviation	2,7	2,7	mg/l
rel. Standard deviation	3,9	3,9	%
n	31	31	-

Graphical presentation of results

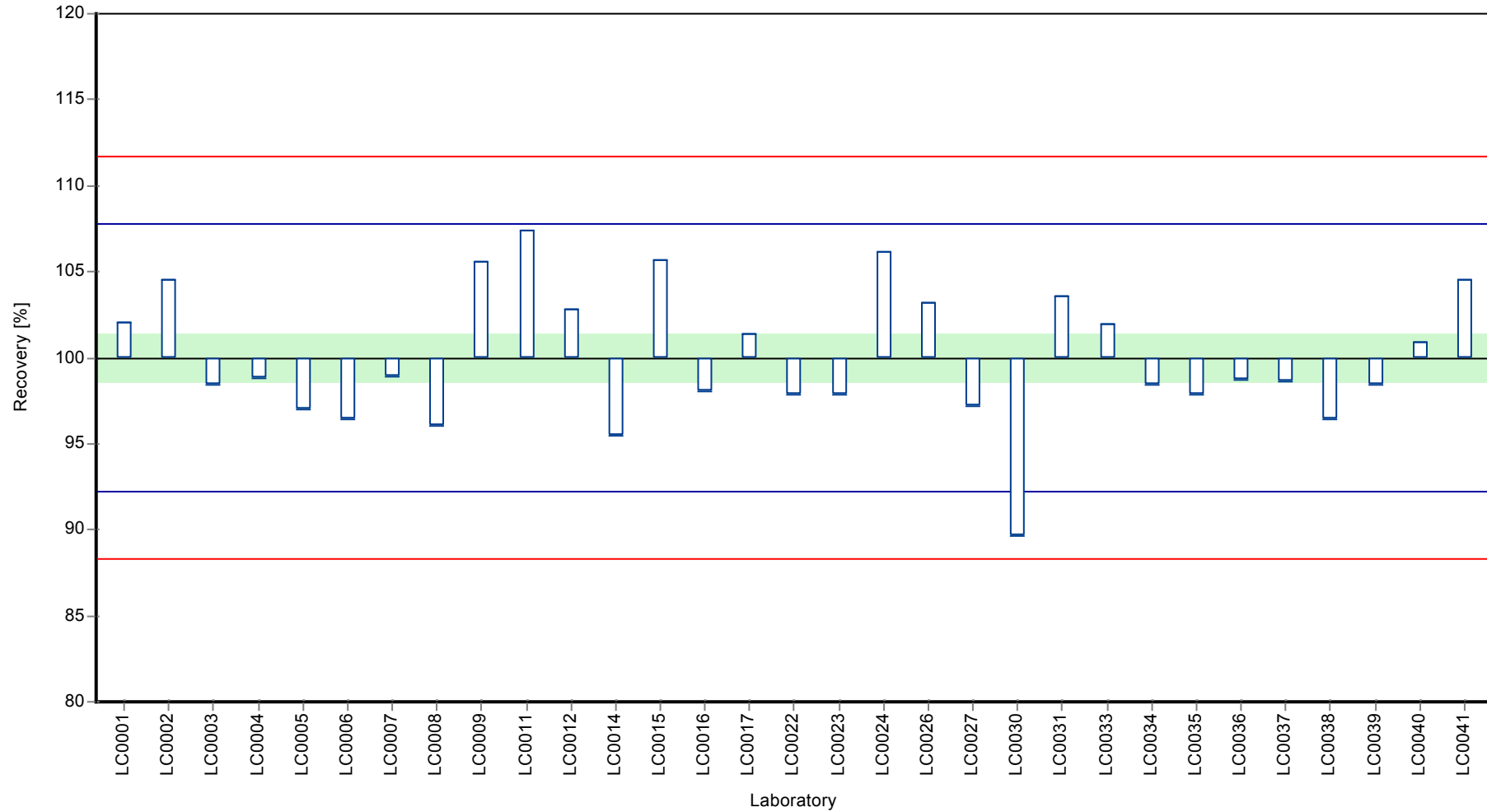
Results



Parameter oriented report Major ions N130

Sample: N130A, Parameter: Magnesium

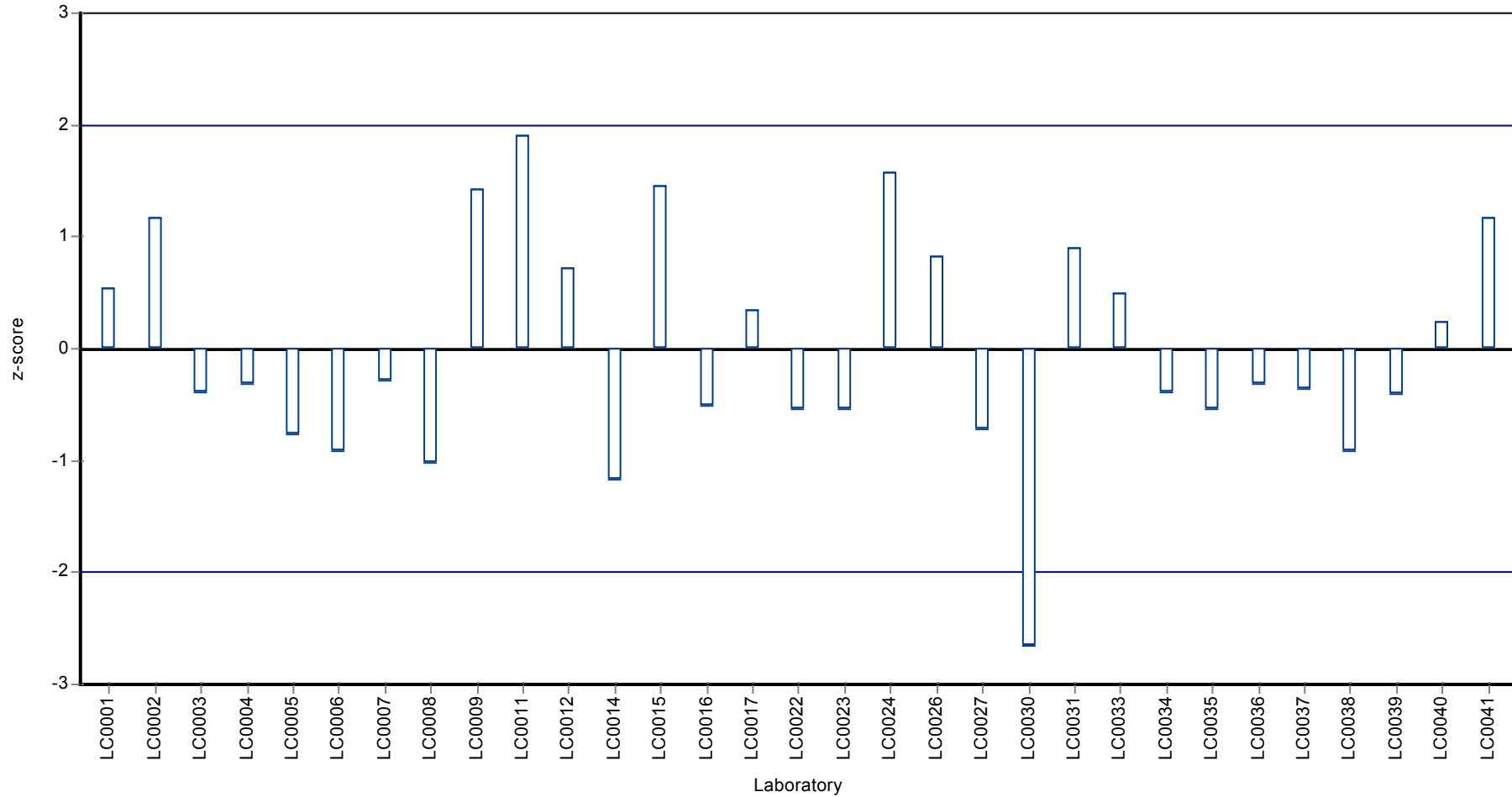
Recovery rate



Parameter oriented report Major ions N130

Sample: N130A, Parameter: Magnesium

Z-score



Parameter oriented report

N130 B

Magnesium

Unit	mg/l
Mean ± CI (99%)	42,7 ± 0,775
Minimum - Maximum	39,6 - 45,2
Control test value ± U	43,8 ± 0,75

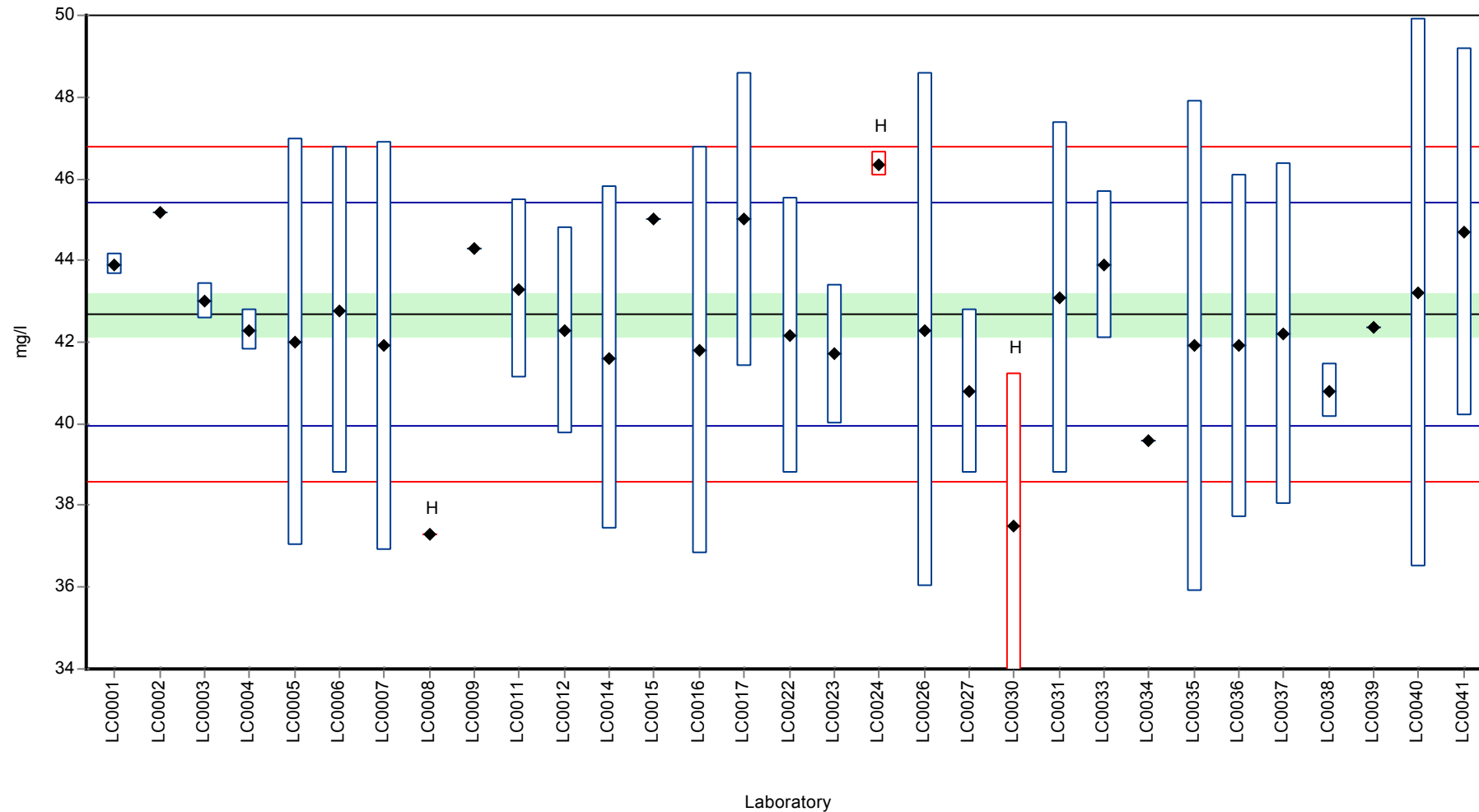
Labcode	Result	± U	Recovery [%]	z-score	Comments
LC0001	43,9	0,27	103	0,89	
LC0002	45,18875	0,0092	106	1,84	
LC0003	43	0,43	101	0,24	
LC0004	42,29	0,5	99,1	-0,28	
LC0005	42	5	98,4	-0,49	
LC0006	42,78	4	100	0,08	
LC0007	41,9	5	98,2	-0,57	
LC0008	37,3	-	87,4	-3,93	H
LC0009	44,3	13,8	104	1,19	
LC0010	-	-	-	-	
LC0011	43,3	2,2	101	0,46	
LC0012	42,28	2,537	99,1	-0,29	
LC0013	-	-	-	-	
LC0014	41,6	4,2	97,5	-0,79	
LC0015	45	-	105	1,7	
LC0016	41,8	5	97,9	-0,64	
LC0017	45	3,6	105	1,7	
LC0018	-	-	-	-	
LC0019	-	-	-	-	
LC0020	-	-	-	-	
LC0021	-	-	-	-	
LC0022	42,17	3,37	98,8	-0,37	
LC0023	41,7	1,7	97,7	-0,71	
LC0024	46,36	0,3	109	2,69	H
LC0025	-	-	-	-	
LC0026	42,3	6,3	99,1	-0,28	
LC0027	40,8	2	95,6	-1,37	
LC0028	-	-	-	-	
LC0029	-	-	-	-	
LC0030	37,5	3,75	87,9	-3,79	H
LC0031	43,1	4,3	101	0,31	
LC0032	-	-	-	-	
LC0033	43,9	1,8	103	0,89	
LC0034	39,6	-	92,8	-2,25	
LC0035	41,9	6	98,2	-0,57	
LC0036	41,9	4,2	98,2	-0,57	
LC0037	42,2	4,2	98,9	-0,35	
LC0038	40,8	0,667	95,6	-1,37	
LC0039	42,357	-	99,2	-0,23	
LC0040	43,2	6,7	101	0,38	
LC0041	44,7	4,5	105	1,48	

Characteristics of parameter

	all results	without outliers	Unit
Mean ± CI (99%)	42,5 ± 1,07	42,7 ± 0,775	mg/l
Minimum	37,3	39,6	mg/l
Maximum	46,4	45,2	mg/l
Standard deviation	1,99	1,37	mg/l
rel. Standard deviation	4,68	3,2	%
n	31	28	-

Graphical presentation of results

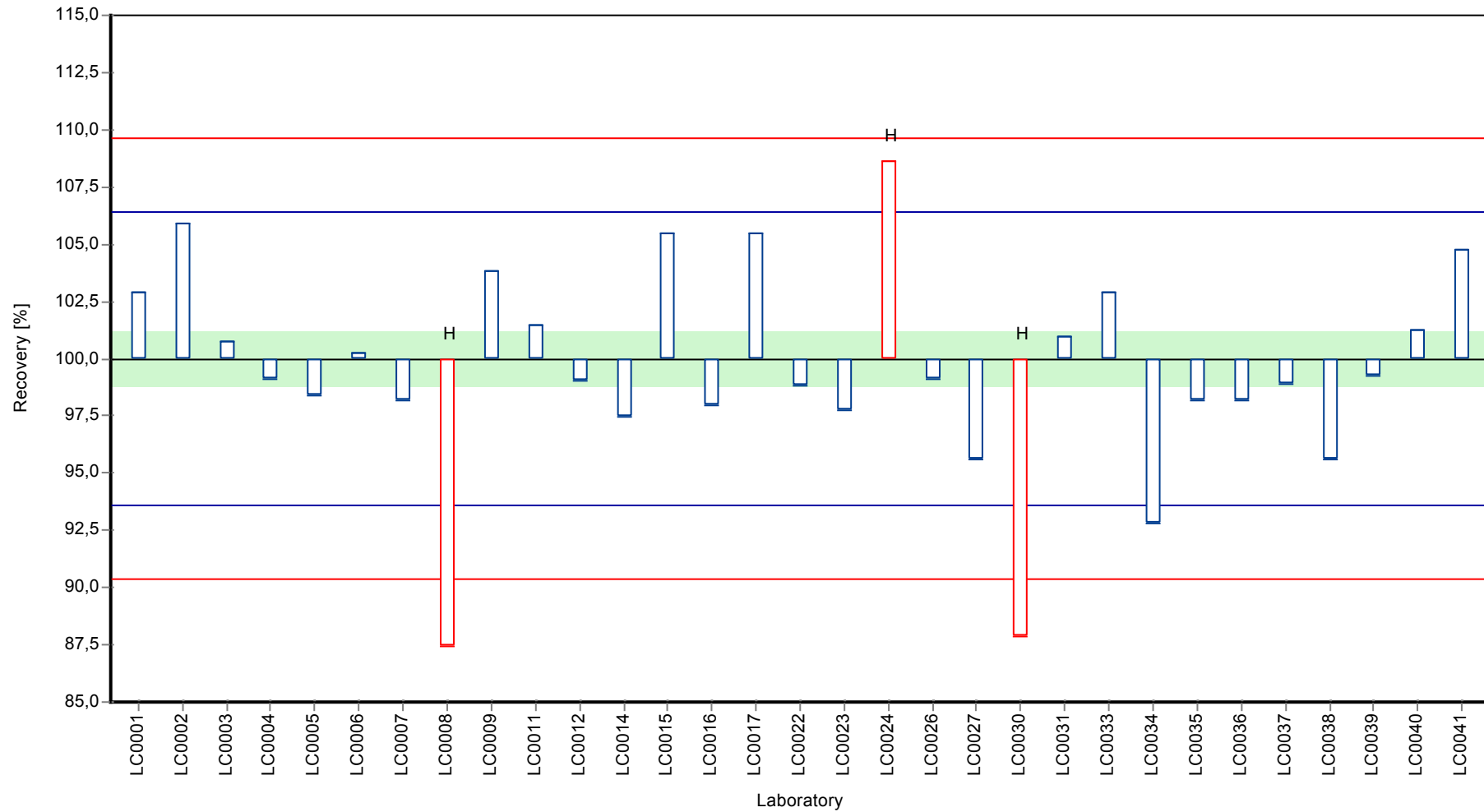
Results



Parameter oriented report Major ions N130

Sample: N130B, Parameter: Magnesium

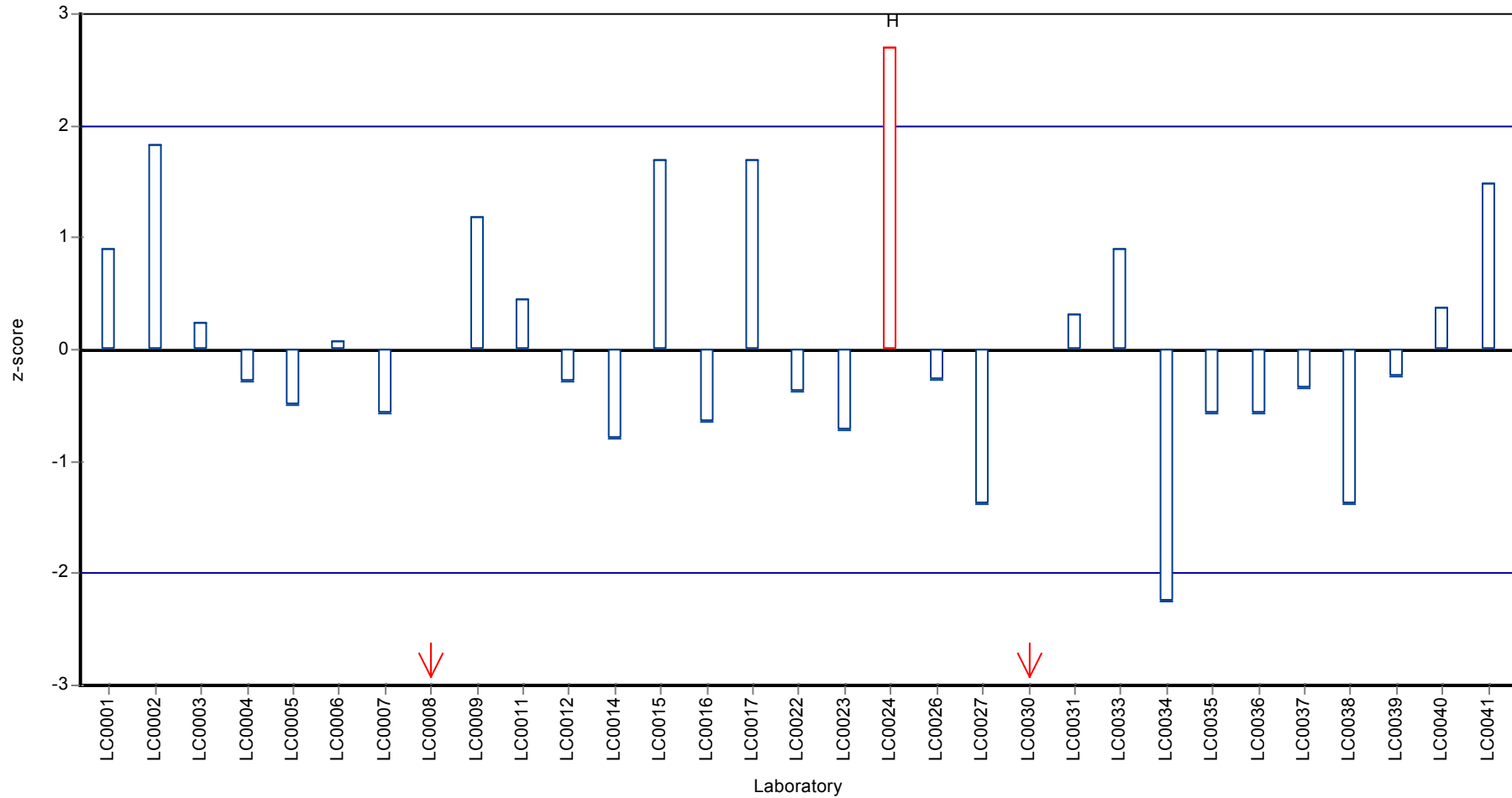
Recovery rate



Parameter oriented report Major ions N130

Sample: N130B, Parameter: Magnesium

Z-score



Parameter oriented report

N130 A

Sodium

Unit	mg/l
Mean ± CI (99%)	35,8 ± 0,735
Minimum - Maximum	33 - 38,5
Control test value ± U	36,4 ± 0,36

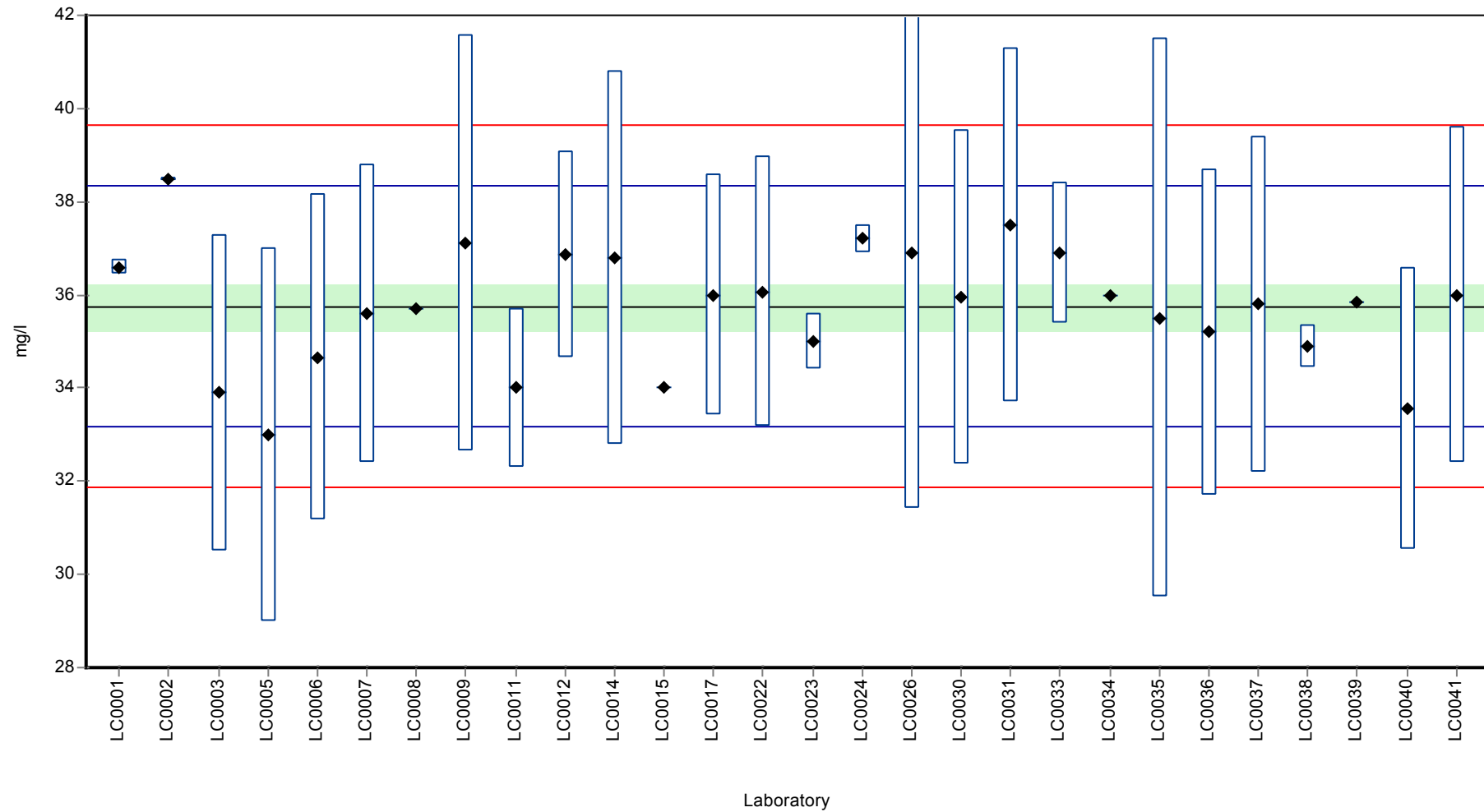
Labcode	Result	± U	Recovery [%]	z-score	Comments
LC0001	36,6	0,15	102	0,65	
LC0002	38,49437	0,041	108	2,12	
LC0003	33,9	3,4	94,8	-1,43	
LC0004	-	-	-	-	
LC0005	33	4	92,3	-2,12	
LC0006	34,65	3,5	96,9	-0,85	
LC0007	35,6	3,2	99,6	-0,12	
LC0008	35,7	-	99,9	-0,04	
LC0009	37,1	4,47	104	1,04	
LC0010	-	-	-	-	
LC0011	34	1,7	95,1	-1,35	
LC0012	36,86	2,212	103	0,85	
LC0013	-	-	-	-	
LC0014	36,8	4	103	0,81	
LC0015	34	-	95,1	-1,35	
LC0016	-	-	-	-	
LC0017	36	2,6	101	0,19	
LC0018	-	-	-	-	
LC0019	-	-	-	-	
LC0020	-	-	-	-	
LC0021	-	-	-	-	
LC0022	36,07	2,89	101	0,24	
LC0023	35	0,6	97,9	-0,58	
LC0024	37,21	0,3	104	1,12	
LC0025	-	-	-	-	
LC0026	36,9	5,5	103	0,89	
LC0027	-	-	-	-	
LC0028	-	-	-	-	
LC0029	-	-	-	-	
LC0030	35,95	3,59	101	0,15	
LC0031	37,5	3,8	105	1,35	
LC0032	-	-	-	-	
LC0033	36,9	1,5	103	0,89	
LC0034	36	-	101	0,19	
LC0035	35,5	6	99,3	-0,19	
LC0036	35,2	3,5	98,5	-0,43	
LC0037	35,8	3,6	100	0,04	
LC0038	34,9	0,469	97,6	-0,66	
LC0039	35,861	-	100	0,08	
LC0040	33,56	3,02	93,9	-1,69	
LC0041	36	3,6	101	0,19	

Characteristics of parameter

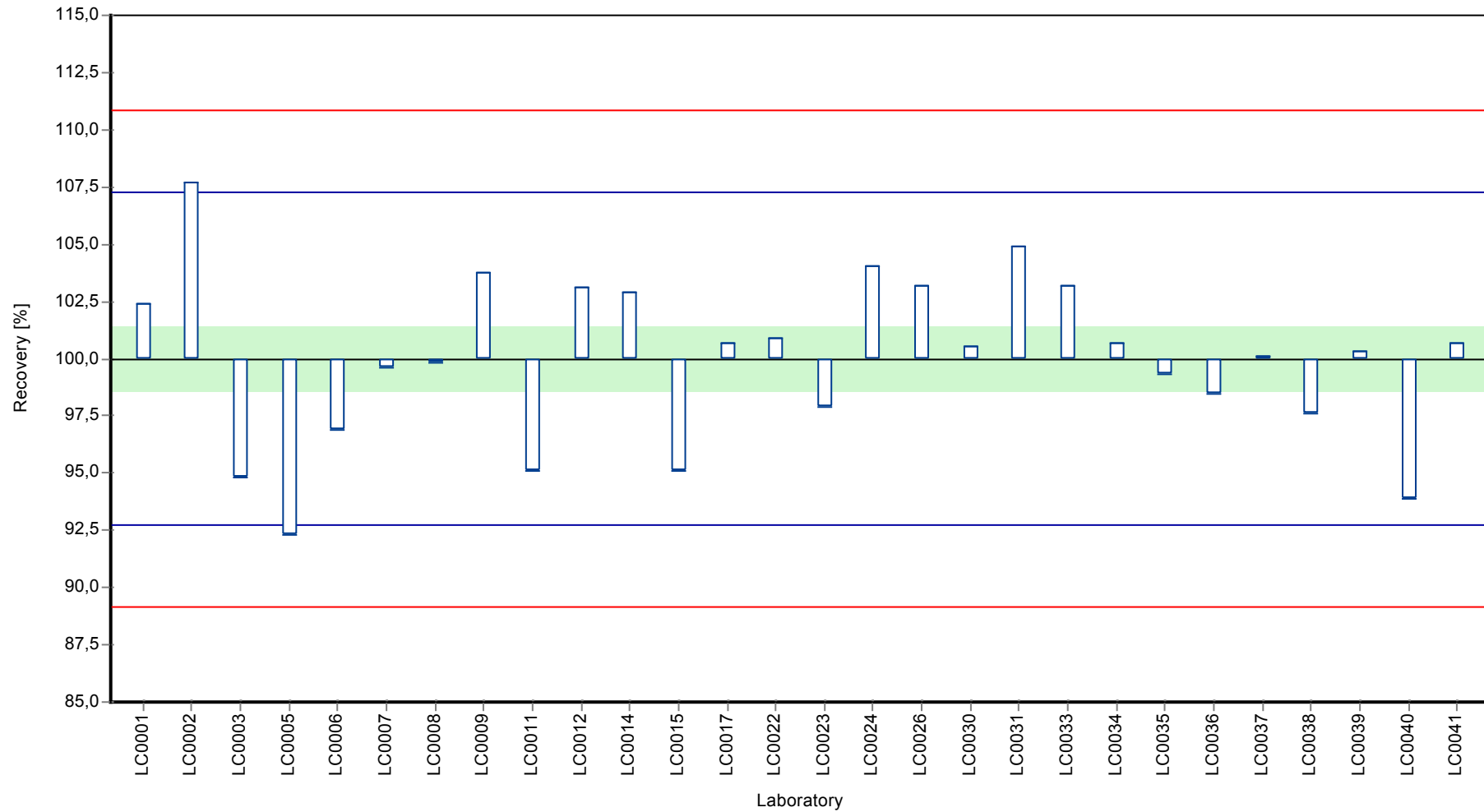
	all results	without outliers	Unit
Mean ± CI (99%)	35,8 ± 0,735	35,8 ± 0,735	mg/l
Minimum	33	33	mg/l
Maximum	38,5	38,5	mg/l
Standard deviation	1,3	1,3	mg/l
rel. Standard deviation	3,63	3,63	%
n	28	28	-

Graphical presentation of results

Results



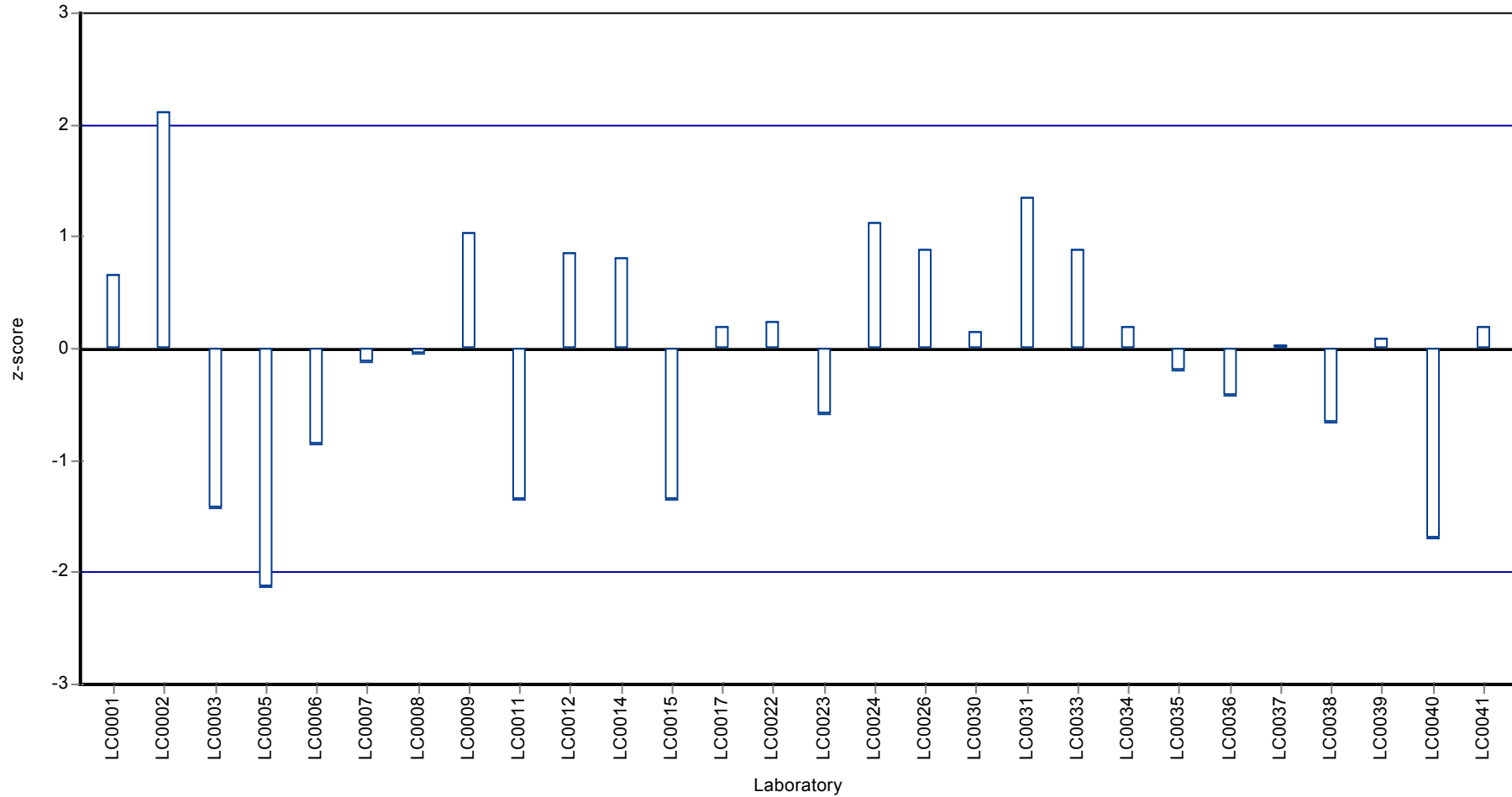
Recovery rate



Parameter oriented report Major ions N130

Sample: N130A, Parameter: Sodium

Z-score



Parameter oriented report

N130 B

Sodium

Unit	mg/l
Mean ± CI (99%)	25,2 ± 0,566
Minimum - Maximum	23 - 27,4
Control test value ± U	27,0 ± 0,61

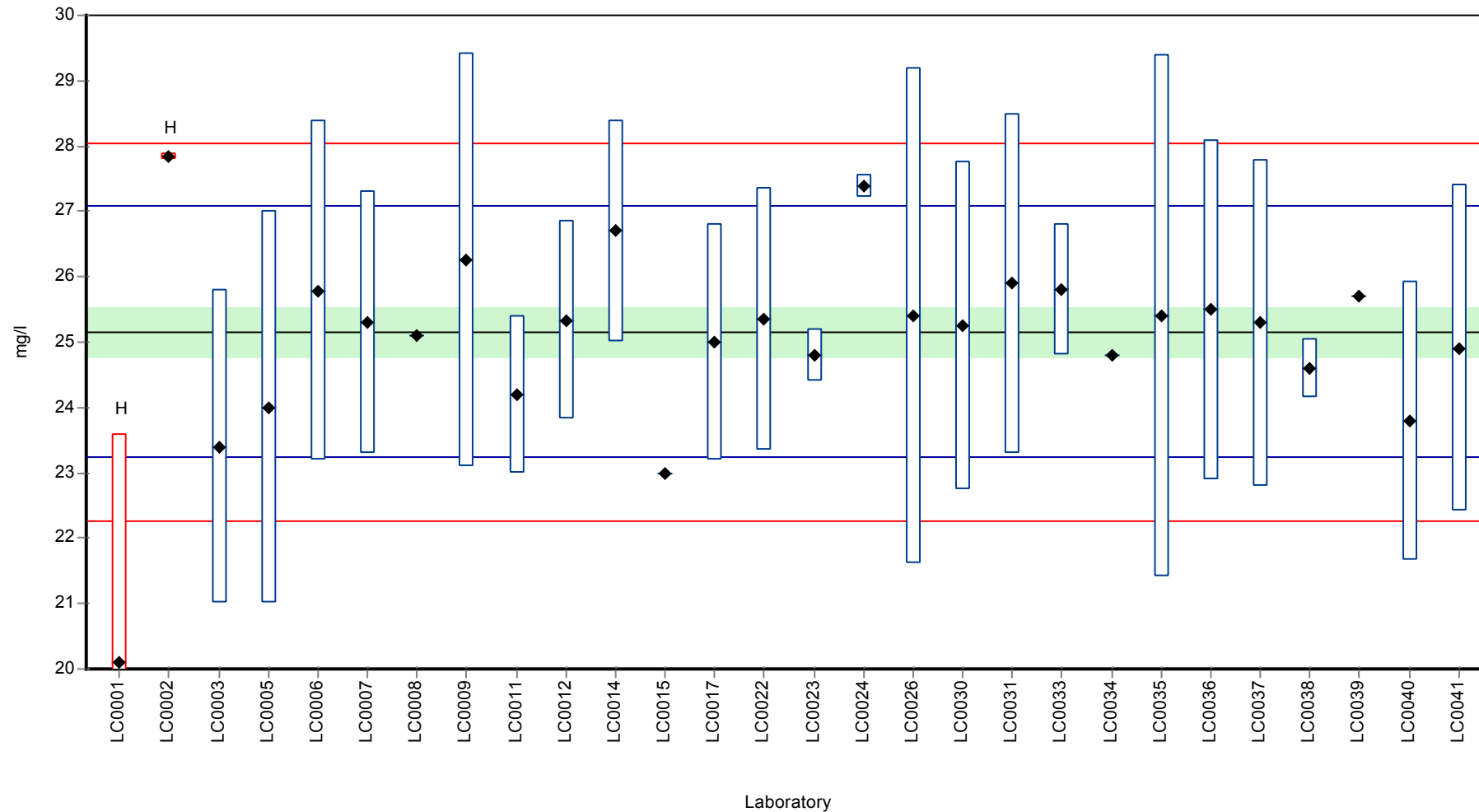
Labcode	Result	± U	Recovery [%]	z-score	Comments
LC0001	20,1	3,5	79,9	-5,26	H
LC0002	27,8355	0,0472	111	2,79	H
LC0003	23,4	2,4	93	-1,82	
LC0004	-	-	-	-	
LC0005	24	3	95,4	-1,2	
LC0006	25,79	2,6	103	0,66	
LC0007	25,3	2	101	0,15	
LC0008	25,1	-	99,8	-0,05	
LC0009	26,25	3,16	104	1,14	
LC0010	-	-	-	-	
LC0011	24,2	1,2	96,2	-0,99	
LC0012	25,33	1,52	101	0,18	
LC0013	-	-	-	-	
LC0014	26,7	1,7	106	1,61	
LC0015	23	-	91,4	-2,24	
LC0016	-	-	-	-	
LC0017	25	1,8	99,4	-0,16	
LC0018	-	-	-	-	
LC0019	-	-	-	-	
LC0020	-	-	-	-	
LC0021	-	-	-	-	
LC0022	25,35	2,02	101	0,21	
LC0023	24,8	0,4	98,6	-0,37	
LC0024	27,39	0,17	109	2,33	
LC0025	-	-	-	-	
LC0026	25,4	3,8	101	0,26	
LC0027	-	-	-	-	
LC0028	-	-	-	-	
LC0029	-	-	-	-	
LC0030	25,25	2,52	100	0,1	
LC0031	25,9	2,6	103	0,78	
LC0032	-	-	-	-	
LC0033	25,8	1	103	0,67	
LC0034	24,8	-	98,6	-0,37	
LC0035	25,4	4	101	0,26	
LC0036	25,5	2,6	101	0,36	
LC0037	25,3	2,5	101	0,15	
LC0038	24,6	0,46	97,8	-0,57	
LC0039	25,7	-	102	0,57	
LC0040	23,79	2,14	94,6	-1,42	
LC0041	24,9	2,5	99	-0,26	

Characteristics of parameter

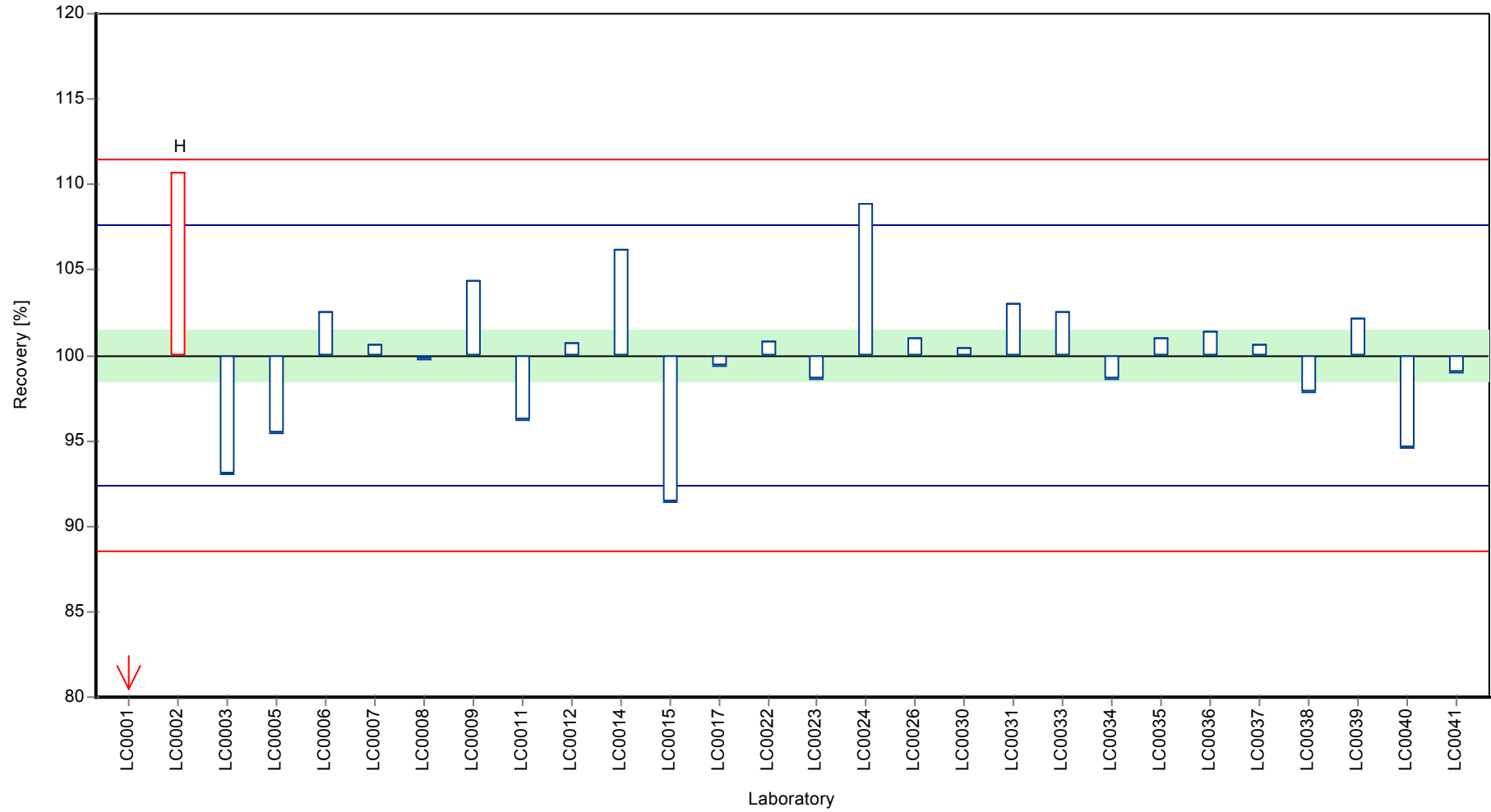
	all results	without outliers	Unit
Mean ± CI (99%)	25,1 ± 0,814	25,2 ± 0,566	mg/l
Minimum	20,1	23	mg/l
Maximum	27,8	27,4	mg/l
Standard deviation	1,44	0,961	mg/l
rel. Standard deviation	5,73	3,82	%
n	28	26	-

Graphical presentation of results

Results



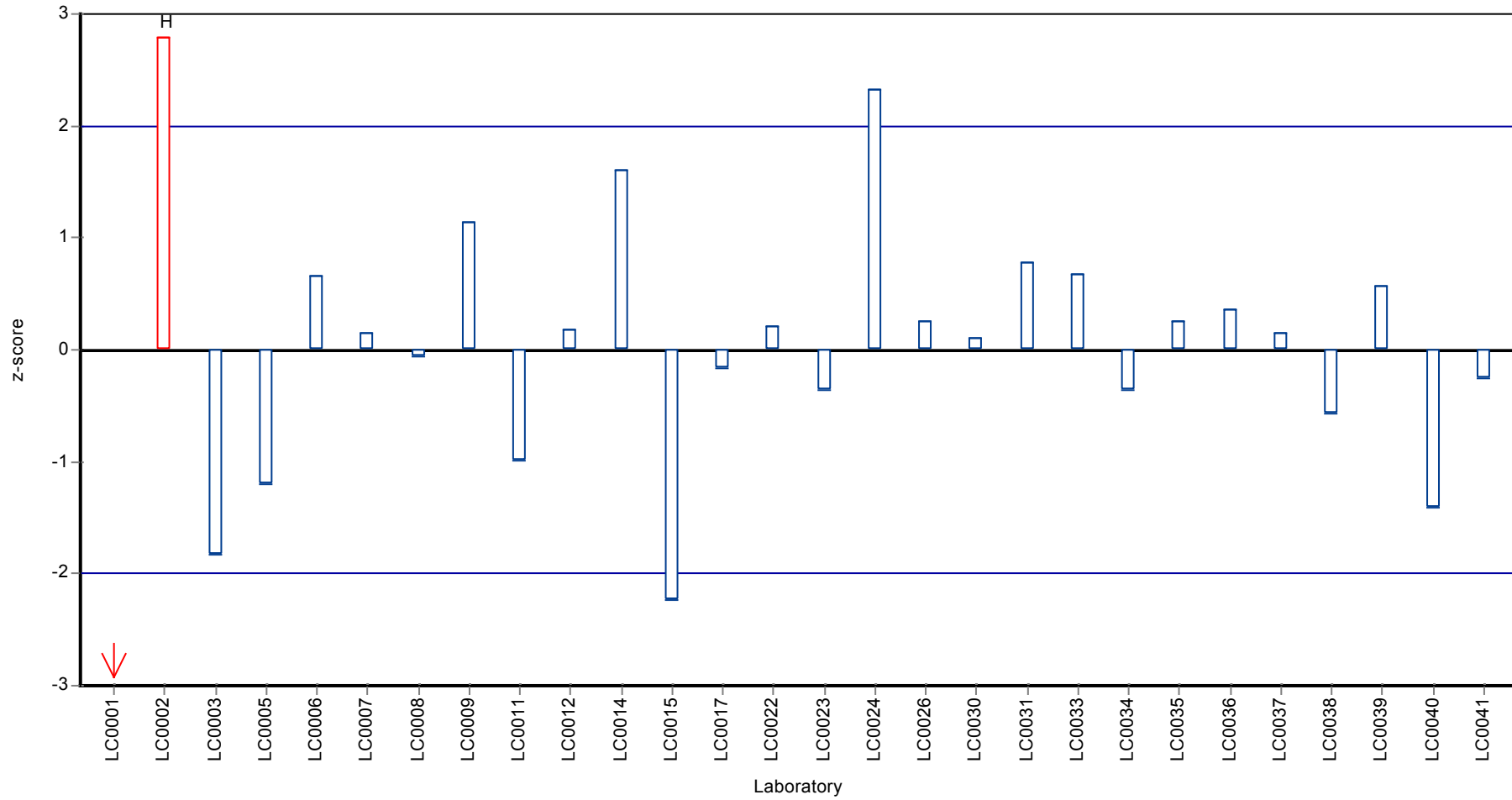
Recovery rate



Parameter oriented report Major ions N130

Sample: N130B, Parameter: Sodium

Z-score



Parameter oriented report

N130 A

Ammonium (as NH₄)

Unit	mg/l
Mean ± CI (99%)	0,0481 ± 0,0406 - calculated target value - see comment in chapter 4
Minimum - Maximum	0,00465 - 0,124
Control test value ± U	< 0,005 (LOD)

Labcode	Result	± U	Recovery [%]	z-score	Comments
LC0001	< 0,01 (LOQ)	-	-	-	
LC0002	0,09	0,1814	187	0,98	
LC0003	< 0,033 (LOQ)	-	-	-	
LC0004	-	-	-	-	
LC0005	< 0,01 (LOQ)	-	-	-	
LC0006	< 0,009 (LOQ)	-	-	-	
LC0007	0,033	0,01	68,6	-0,35	
LC0008	-	-	-	-	
LC0009	-	-	-	-	
LC0010	0,1	-	208	1,21	
LC0011	< 0,01 (LOQ)	-	-	-	
LC0012	< 0,00515 (LOQ)	-	-	-	
LC0013	< 0,01 (LOQ)	-	-	-	
LC0014	< 0,01 (LOQ)	-	-	-	
LC0015	0,008	-	16,6	-0,94	
LC0016	< 0,01 (LOQ)	-	-	-	
LC0017	< 0,008 (LOQ)	-	-	-	
LC0018	0,00465	0,00048	9,7	-1,01	
LC0019	-	-	-	-	
LC0020	0,013	0,001	27	-0,82	
LC0021	< 0,03 (LOQ)	-	-	-	
LC0022	< 0,005 (LOQ)	-	-	-	
LC0023	< 0,01 (LOQ)	-	-	-	
LC0024	0,124	0,023	258	1,77	
LC0025	< 0,005 (LOQ)	-	-	-	
LC0026	< 0,01 (LOQ)	-	-	-	
LC0027	0,0455	0,01	94,6	-0,06	
LC0028	< 0,05 (LOQ)	-	-	-	
LC0029	-	-	-	-	
LC0030	< 0,01 (LOQ)	-	-	-	
LC0031	< 0,005 (LOQ)	-	-	-	
LC0032	< 0,05 (LOQ)	-	-	-	
LC0033	< 0,02 (LOQ)	-	-	-	
LC0034	0,051	-	106	0,07	
LC0035	< 0,013 (LOQ)	-	-	-	
LC0036	< 0,01 (LOQ)	-	-	-	
LC0037	< 0,02 (LOQ)	-	-	-	
LC0038	0,0118	0,0013	24,5	-0,85	
LC0039	< 0,04 (LOQ)	-	-	-	
LC0040	-	-	-	-	
LC0041	< 0,01 (LOQ)	-	-	-	

Characteristics of parameter

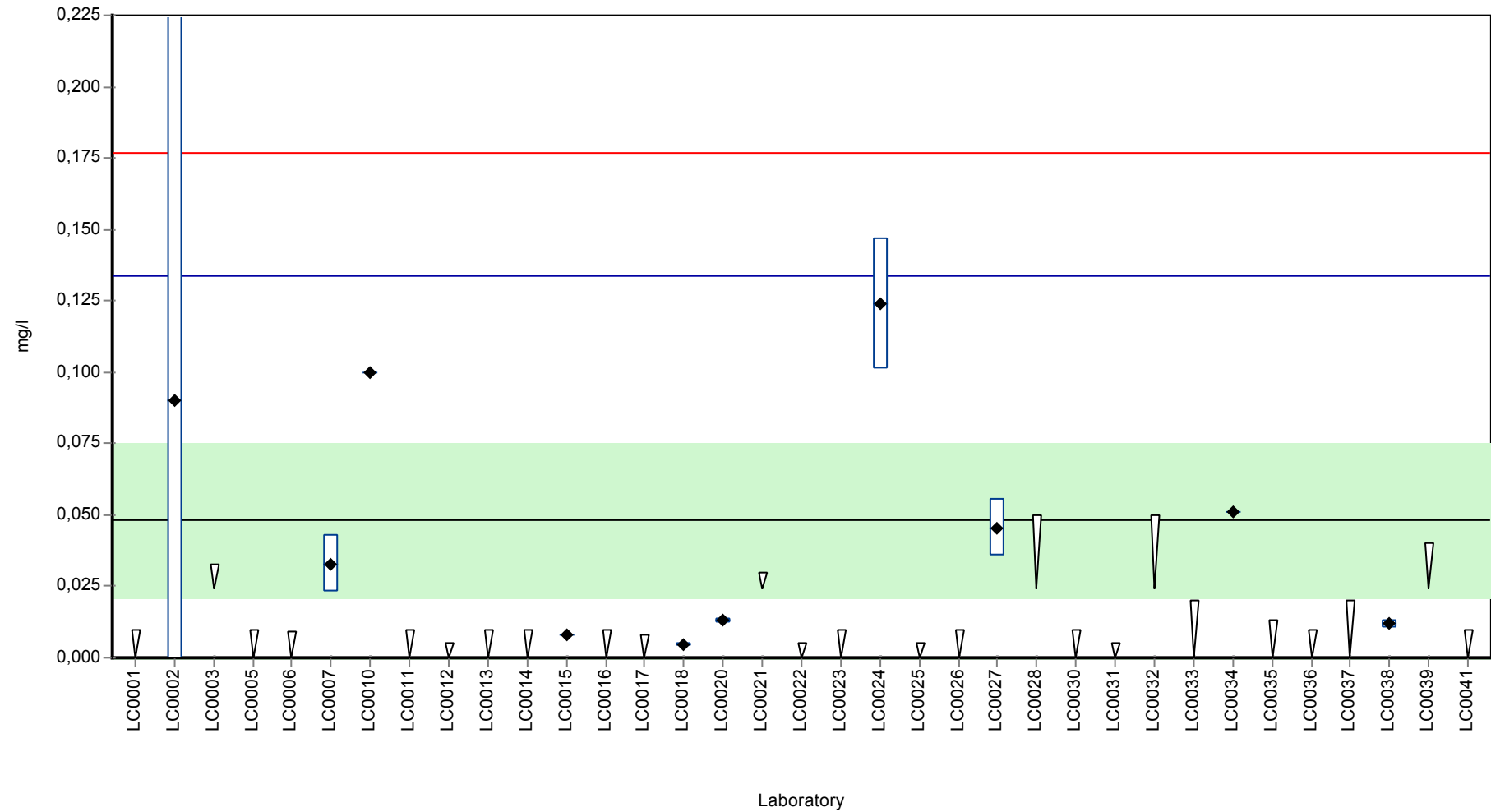
	all results	without outliers	Unit
Mean ± CI (99%)	0,0481 ± 0,0406	0,0481 ± 0,0406	mg/l
Minimum	0,00465	0,00465	mg/l
Maximum	0,124	0,124	mg/l
Standard deviation	0,0428	0,0428	mg/l
rel. Standard deviation	89	89	%
n	10	10	-

Parameter oriented report Major ions N130

Sample: N130A, Parameter: Ammonium (as NH₄)

Graphical presentation of results

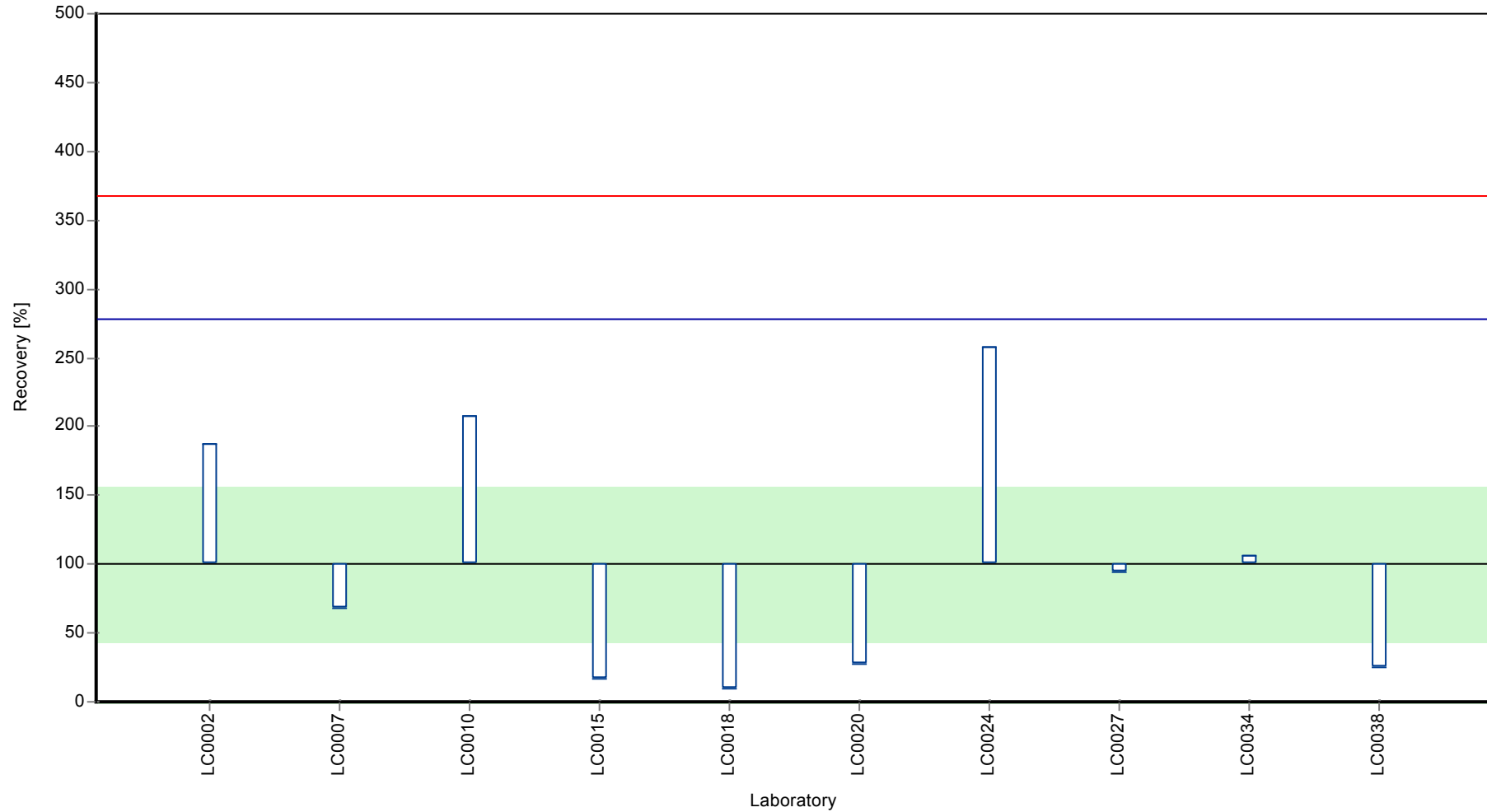
Results



Parameter oriented report Major ions N130

Sample: N130A, Parameter: Ammonium (as NH₄)

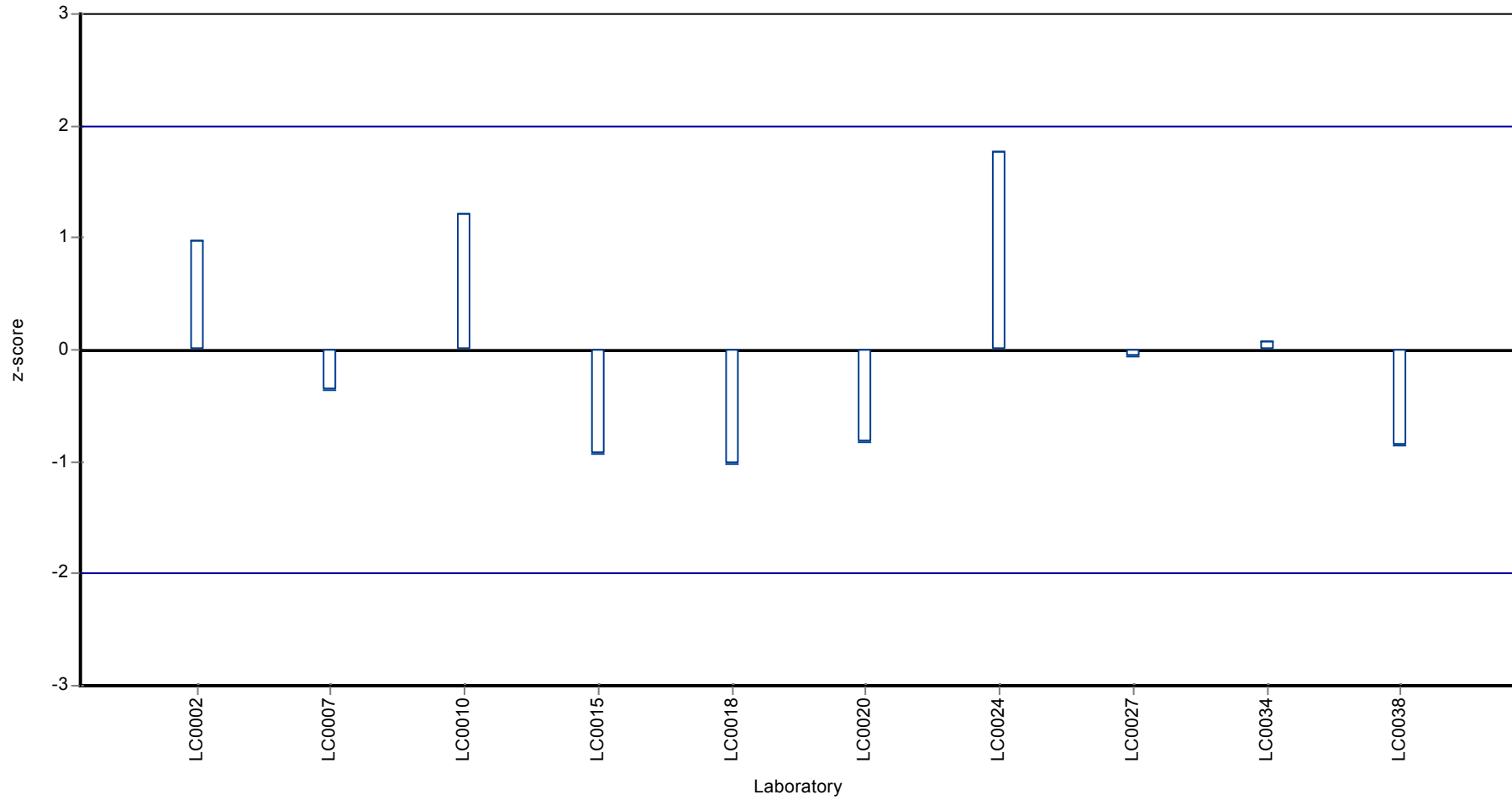
Recovery rate



Parameter oriented report Major ions N130

Sample: N130A, Parameter: Ammonium (as NH₄)

Z-score



Parameter oriented report

N130 B

Ammonium (as NH₄)

Unit	mg/l
Mean ± CI (99%)	0,188 ± 0,00809
Minimum - Maximum	0,15 - 0,223
Control test value ± U	0,189 ± 0,007

Labcode	Result	± U	Recovery [%]	z-score	Comments
LC0001	0,193	0,001	103	0,32	
LC0002	0,2175	0,157	116	1,95	
LC0003	0,19	0,02	101	0,12	
LC0004	-	-	-	-	
LC0005	0,17	0,04	90,3	-1,21	
LC0006	0,179	0,018	95,1	-0,61	
LC0007	0,192	0,031	102	0,26	
LC0008	-	-	-	-	
LC0009	-	-	-	-	
LC0010	0,27	-	143	5,45	H
LC0011	0,19	0,02	101	0,12	
LC0012	0,184	0,0184	97,8	-0,28	
LC0013	0,193	0,003	103	0,32	
LC0014	0,18	-	95,7	-0,54	
LC0015	0,192	-	102	0,26	
LC0016	0,18	0,05	95,7	-0,54	
LC0017	0,176	0,021	93,5	-0,81	
LC0018	0,165	0,01716	87,7	-1,54	
LC0019	-	-	-	-	
LC0020	0,19	0,016	101	0,12	
LC0021	0,19	0,02	101	0,12	
LC0022	0,185	0,028	98,3	-0,21	
LC0023	0,19	0,01	101	0,12	
LC0024	0,262	0,021	139	4,92	H
LC0025	0,179	-	95,1	-0,61	
LC0026	0,18	0,027	95,7	-0,54	
LC0027	0,2225	0,01	118	2,29	
LC0028	0,22	0,03	117	2,12	
LC0029	-	-	-	-	
LC0030	0,033	0,003	17,5	-10,3	H
LC0031	0,15	0,03	79,7	-2,54	
LC0032	0,18	0,09	95,7	-0,54	
LC0033	0,19	0,059	101	0,12	
LC0034	0,1	-	53,1	-5,87	H
LC0035	0,195	0,02	104	0,46	
LC0036	0,181	0,018	96,2	-0,48	
LC0037	0,2	0,04	106	0,79	
LC0038	0,2071	0,0012	110	1,26	
LC0039	0,18	-	95,7	-0,54	
LC0040	-	-	-	-	
LC0041	0,192	0,02	102	0,26	

Characteristics of parameter

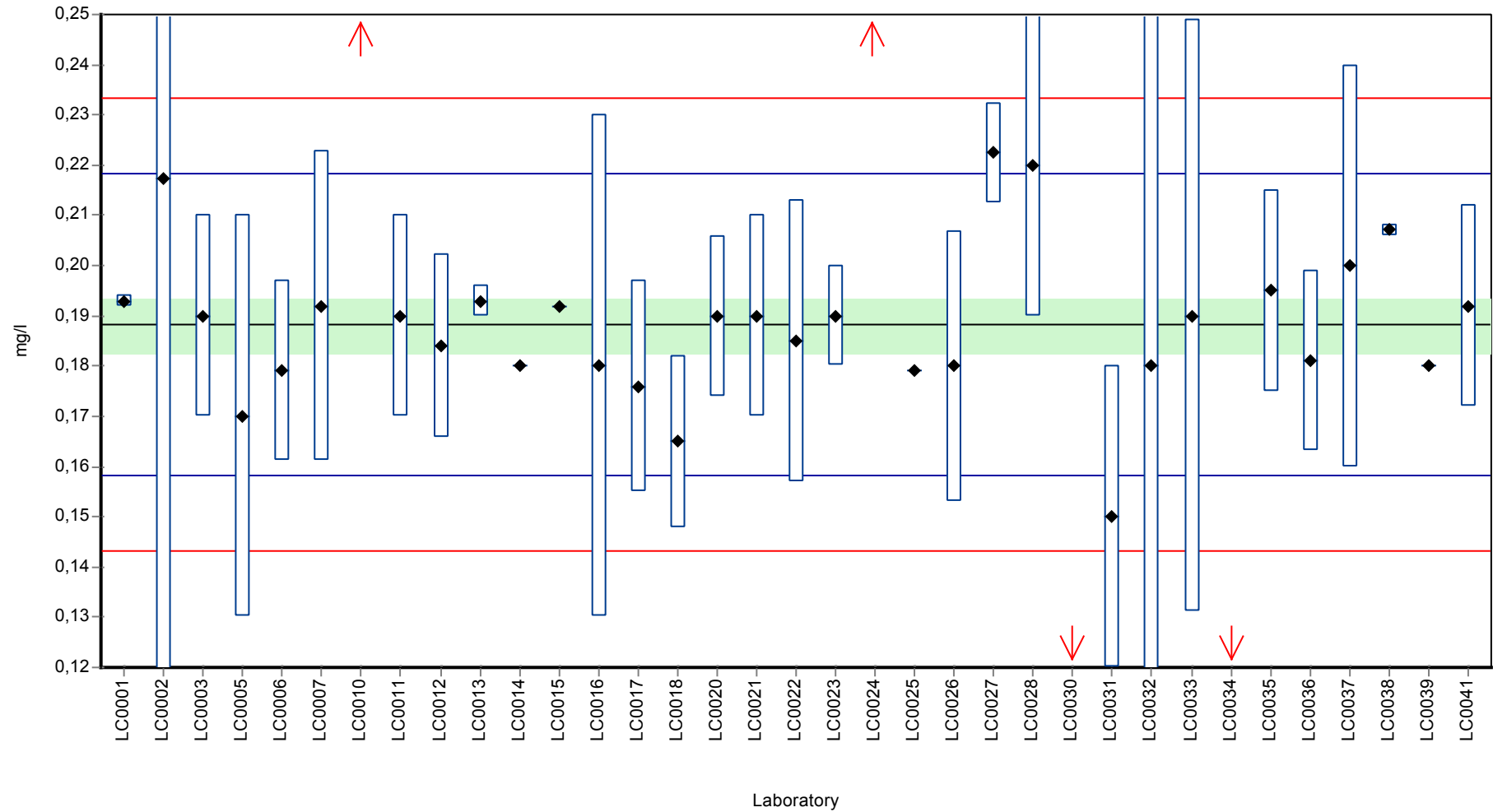
	all results	without outliers	Unit
Mean ± CI (99%)	0,186 ± 0,0196	0,188 ± 0,00809	mg/l
Minimum	0,033	0,15	mg/l
Maximum	0,27	0,223	mg/l
Standard deviation	0,0386	0,015	mg/l
rel. Standard deviation	20,8	7,98	%
n	35	31	-

Parameter oriented report Major ions N130

Sample: N130B, Parameter: Ammonium (as NH₄)

Graphical presentation of results

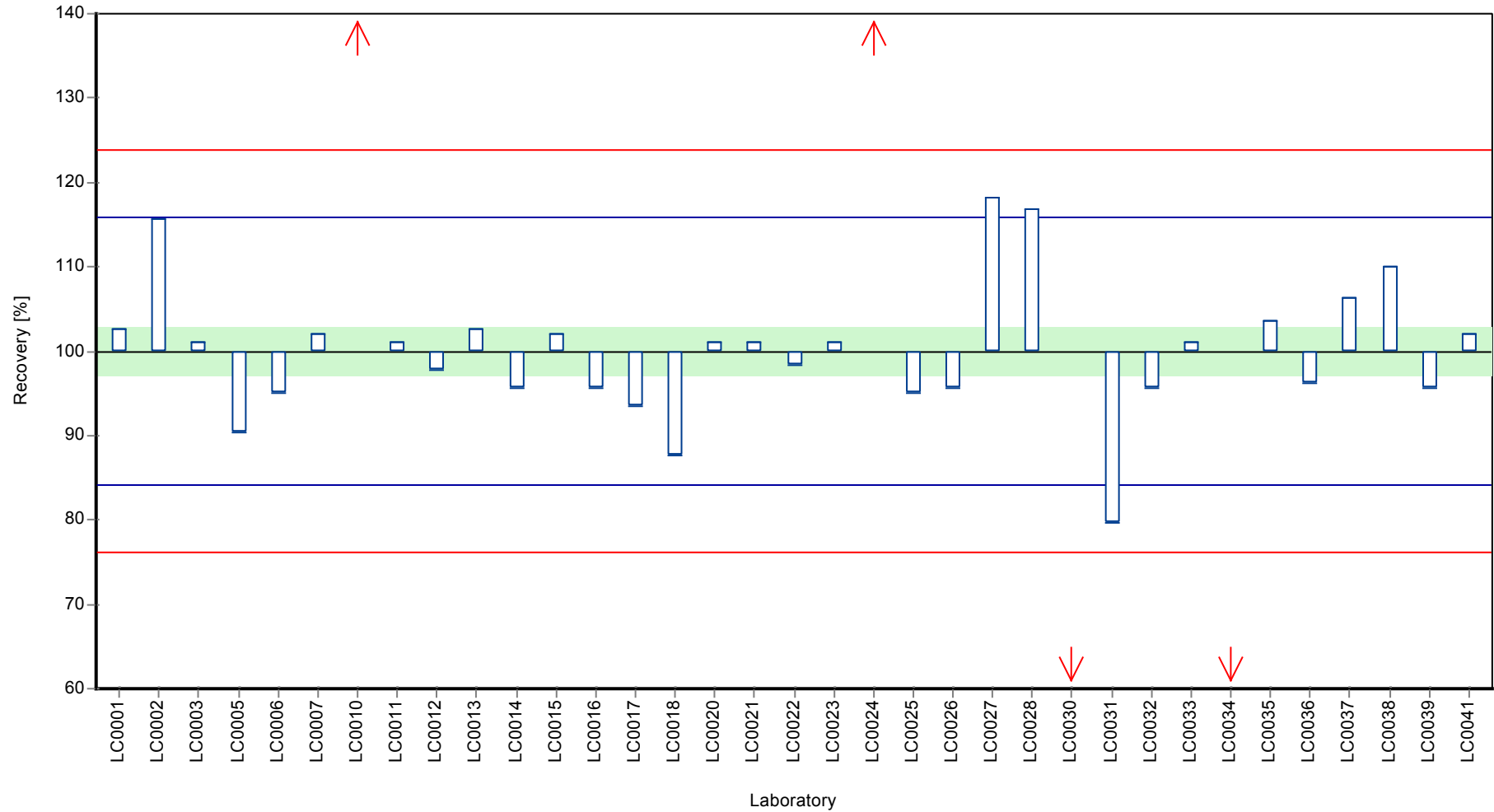
Results



Parameter oriented report Major ions N130

Sample: N130B, Parameter: Ammonium (as NH₄)

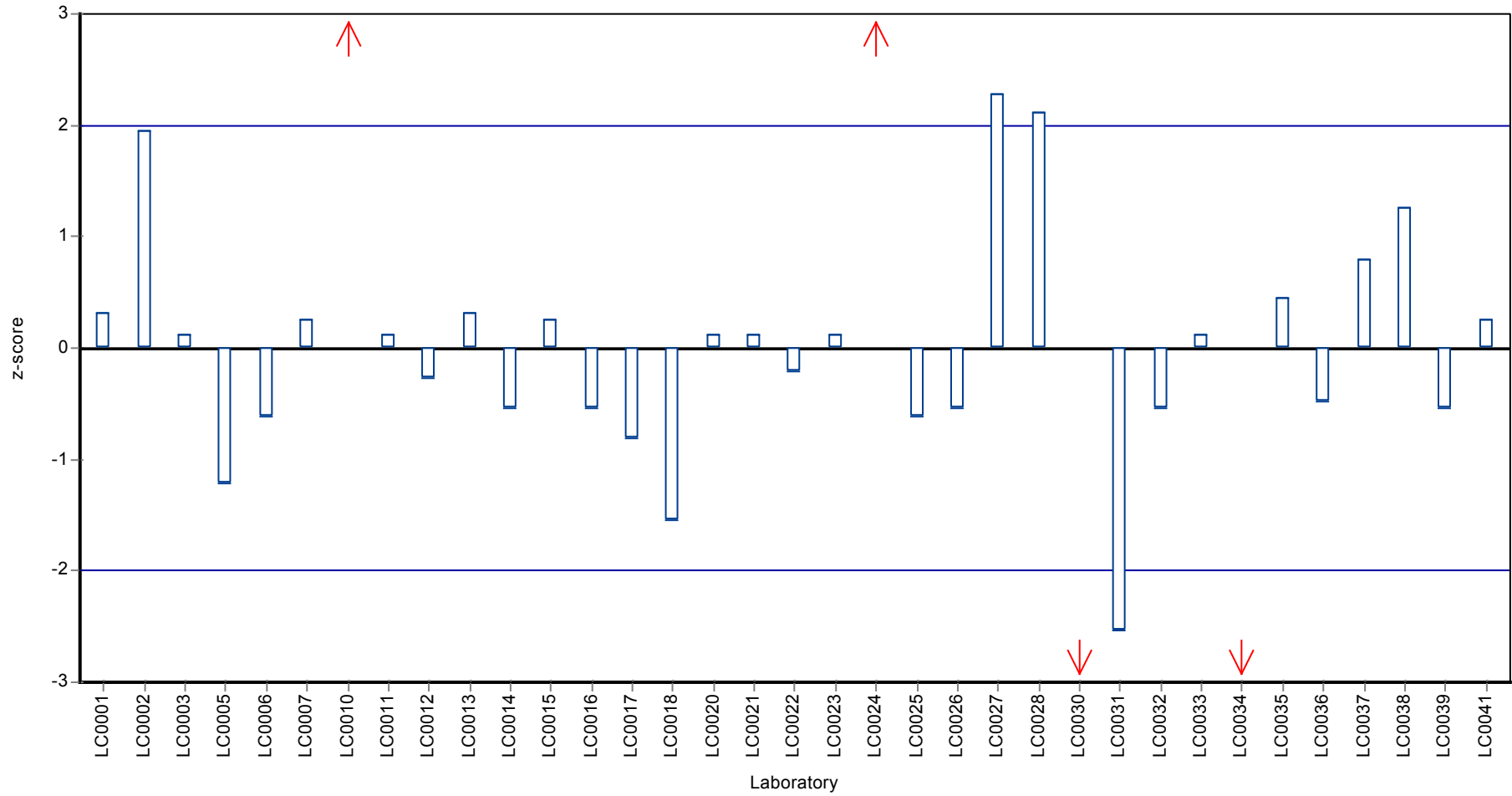
Recovery rate



Parameter oriented report Major ions N130

Sample: N130B, Parameter: Ammonium (as NH₄)

Z-score



Parameter oriented report

N130 A

Nitrite (as NO₂)

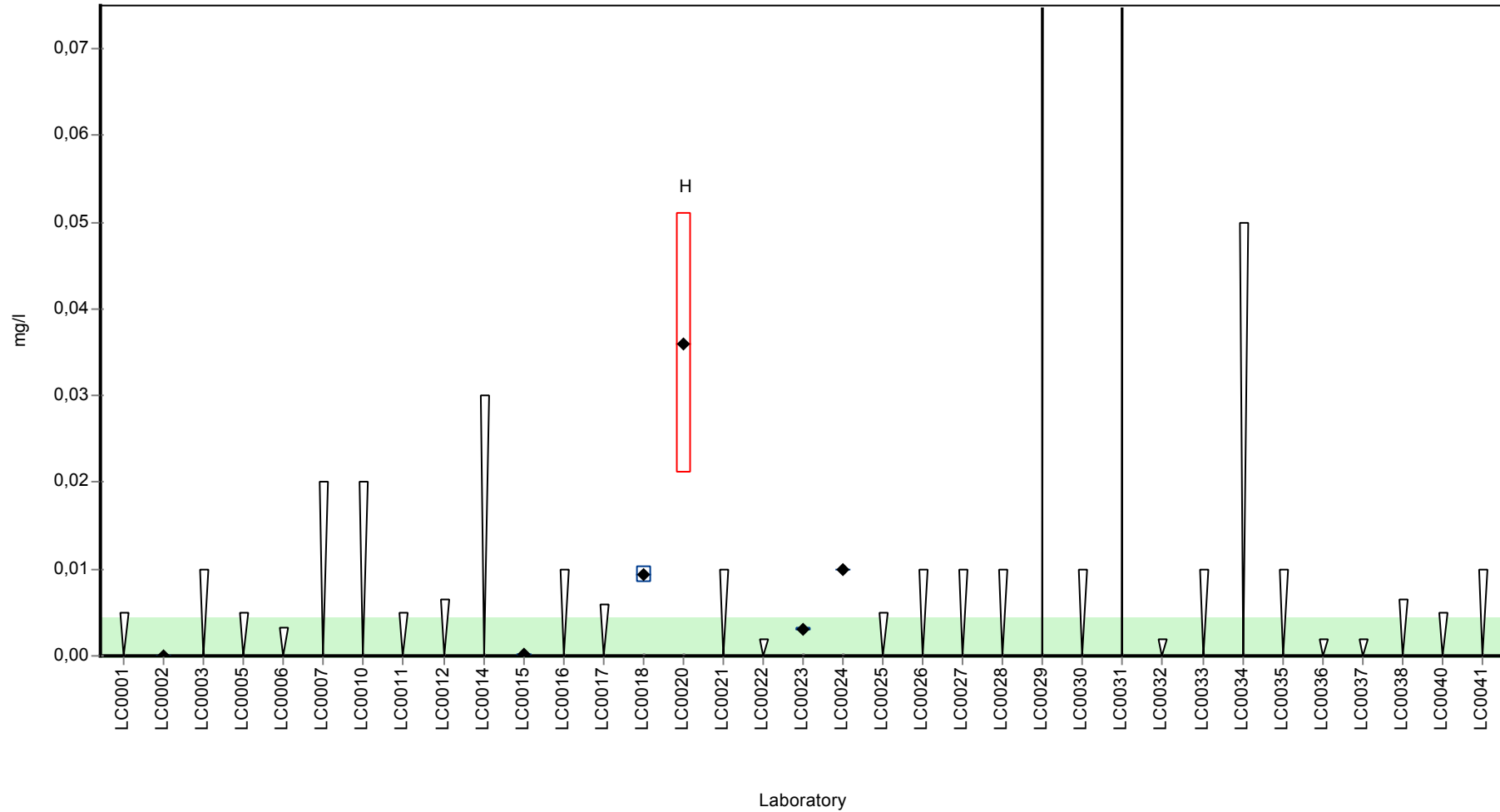
Unit	mg/l
Mean ± CI (99%)	-
Minimum - Maximum	0- 0,01
Control test value ± U	< 0,005 (LOQ)

Labcode	Result	± U	Recovery [%]	z-score	Comments
LC0001	< 0,005 (LOQ)	-	-	-	
LC0002	0	-	-	-	
LC0003	< 0,01 (LOQ)	-	-	-	
LC0004	-	-	-	-	
LC0005	< 0,005 (LOQ)	-	-	-	
LC0006	< 0,0033 (LOQ)	-	-	-	
LC0007	< 0,02 (LOQ)	-	-	-	
LC0008	-	-	-	-	
LC0009	-	-	-	-	
LC0010	< 0,02 (LOQ)	-	-	-	
LC0011	< 0,005 (LOQ)	-	-	-	
LC0012	< 0,00657 (LOQ)	-	-	-	
LC0013	-	-	-	-	
LC0014	< 0,03 (LOQ)	-	-	-	
LC0015	0,0001	-	-	-	
LC0016	< 0,01 (LOQ)	-	-	-	
LC0017	< 0,006 (LOQ)	-	-	-	
LC0018	0,0094	0,00102	-	-	
LC0019	-	-	-	-	
LC0020	0,036	0,015	-	-	H
LC0021	< 0,01 (LOQ)	-	-	-	
LC0022	< 0,002 (LOQ)	-	-	-	
LC0023	0,003	0,0002	-	-	
LC0024	0,01	-	-	-	
LC0025	< 0,005 (LOQ)	-	-	-	
LC0026	< 0,01 (LOQ)	-	-	-	
LC0027	< 0,01 (LOQ)	-	-	-	
LC0028	< 0,01 (LOQ)	-	-	-	
LC0029	<0,5 (LOD)	-	-	-	
LC0030	< 0,01 (LOQ)	-	-	-	
LC0031	<0,56 (LOD)	-	-	-	
LC0032	< 0,002 (LOQ)	-	-	-	
LC0033	< 0,01 (LOQ)	-	-	-	
LC0034	< 0,05 (LOQ)	-	-	-	
LC0035	< 0,01 (LOQ)	-	-	-	
LC0036	< 0,002 (LOQ)	-	-	-	
LC0037	< 0,002 (LOQ)	-	-	-	
LC0038	< 0,0066 (LOQ)	-	-	-	
LC0039	-	-	-	-	
LC0040	< 0,005 (LOQ)	-	-	-	
LC0041	< 0,01 (LOQ)	-	-	-	

Characteristics of parameter

	all results	without outliers	Unit
Mean ± CI (99%)	0,00975 ± 0,0224	-	mg/l
Minimum	0	0,01	mg/l
Maximum	0,036	0,01	mg/l
Standard deviation	0,0136	-	mg/l
rel. Standard deviation	139	-	%
n	6	-	-

Graphical presentation of results
Results



Parameter oriented report

N130 B

Nitrite (as NO₂)

Unit	mg/l
Mean ± CI (99%)	0,135 ± 0,00404
Minimum - Maximum	0,12 - 0,15
Control test value ± U	0,136 ± 0,007

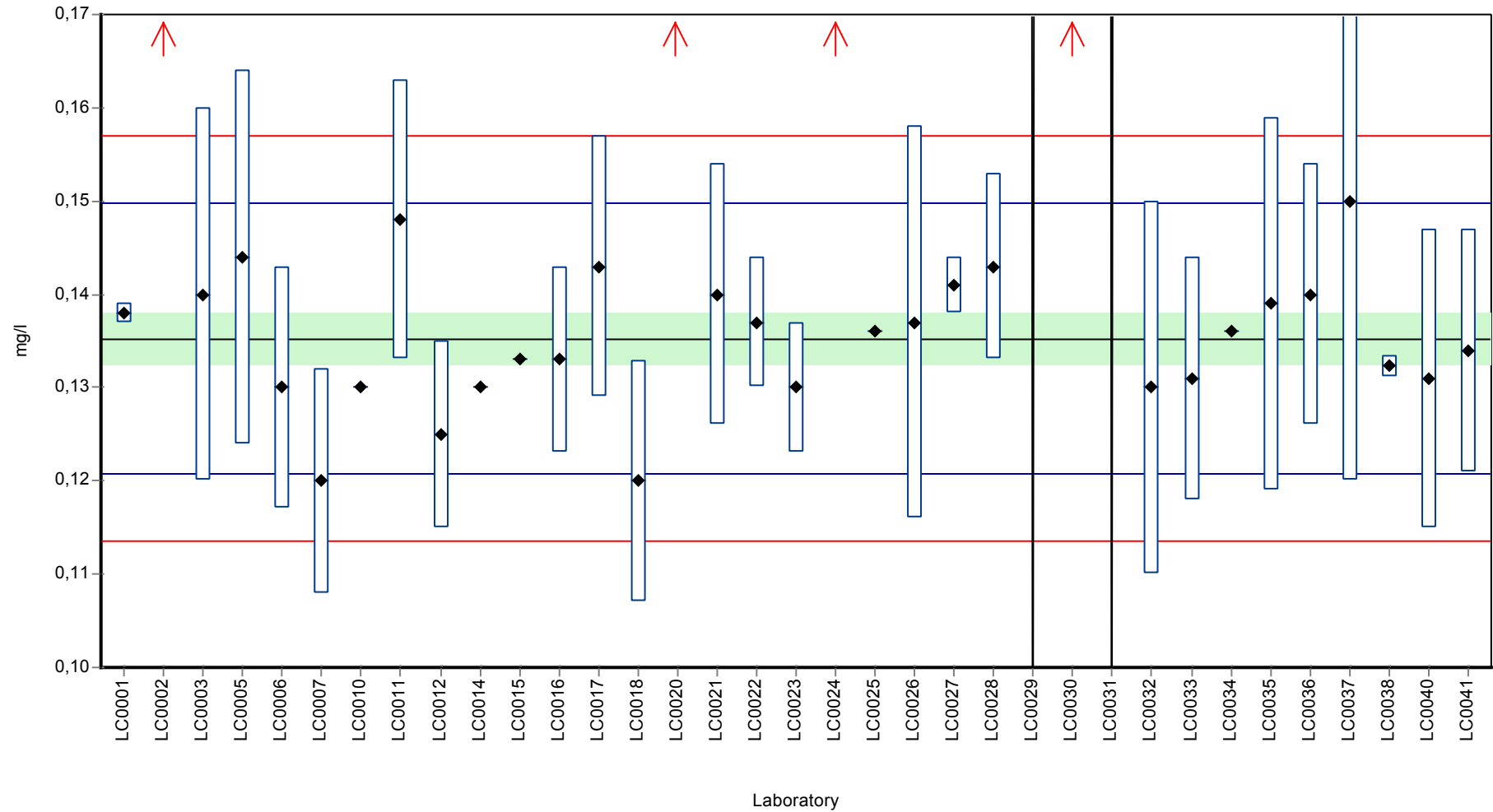
Labcode	Result	± U	Recovery [%]	z-score	Comments
LC0001	0,138	0,001	102	0,38	
LC0002	0,275	0,0415	203	19,3	H
LC0003	0,14	0,02	104	0,66	
LC0004	-	-	-	-	
LC0005	0,144	0,02	106	1,21	
LC0006	0,13	0,013	96,1	-0,72	
LC0007	0,12	0,012	88,7	-2,1	
LC0008	-	-	-	-	
LC0009	-	-	-	-	
LC0010	0,13	-	96,1	-0,72	
LC0011	0,148	0,015	109	1,76	
LC0012	0,125	0,01	92,4	-1,41	
LC0013	-	-	-	-	
LC0014	0,13	-	96,1	-0,72	
LC0015	0,133	-	98,4	-0,31	
LC0016	0,133	0,01	98,4	-0,31	
LC0017	0,143	0,014	106	1,07	
LC0018	0,12	0,01296	88,7	-2,1	
LC0019	-	-	-	-	
LC0020	0,179	0,076	132	6,04	H
LC0021	0,14	0,014	104	0,66	
LC0022	0,137	0,007	101	0,25	
LC0023	0,13	0,007	96,1	-0,72	
LC0024	0,59	0,03	436	62,7	H
LC0025	0,136	-	101	0,11	
LC0026	0,137	0,021	101	0,25	
LC0027	0,141	0,003	104	0,8	
LC0028	0,143	0,01	106	1,07	
LC0029	<0,5 (LOD)	-	-	-	
LC0030	0,233	0,02	172	13,5	H
LC0031	<0,56 (LOD)	-	-	-	
LC0032	0,13	0,02	96,1	-0,72	
LC0033	0,131	0,013	96,9	-0,58	
LC0034	0,136	-	101	0,11	
LC0035	0,139	0,02	103	0,52	
LC0036	0,14	0,014	104	0,66	
LC0037	0,15	0,03	111	2,04	
LC0038	0,1323	0,0012	97,8	-0,4	
LC0039	-	-	-	-	
LC0040	0,131	0,016	96,9	-0,58	
LC0041	0,134	0,013	99,1	-0,17	

Characteristics of parameter

	all results	without outliers	Unit
Mean ± CI (99%)	0,158 ± 0,0436	0,135 ± 0,00404	mg/l
Minimum	0,12	0,12	mg/l
Maximum	0,59	0,15	mg/l
Standard deviation	0,0835	0,00725	mg/l
rel. Standard deviation	53	5,36	%
n	33	29	-

Graphical presentation of results

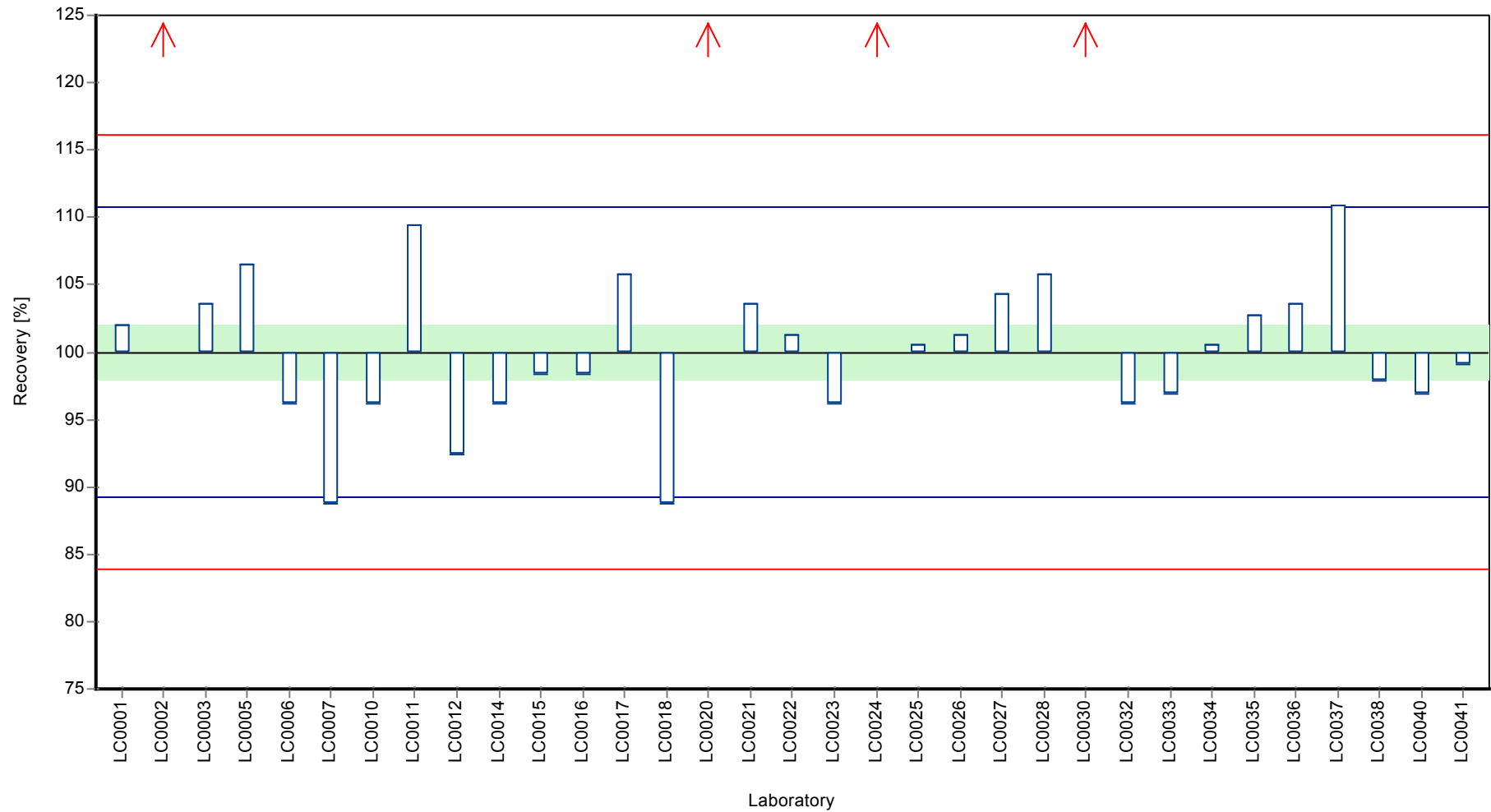
Results



Parameter oriented report Major ions N130

Sample: N130B, Parameter: Nitrite (as NO₂)

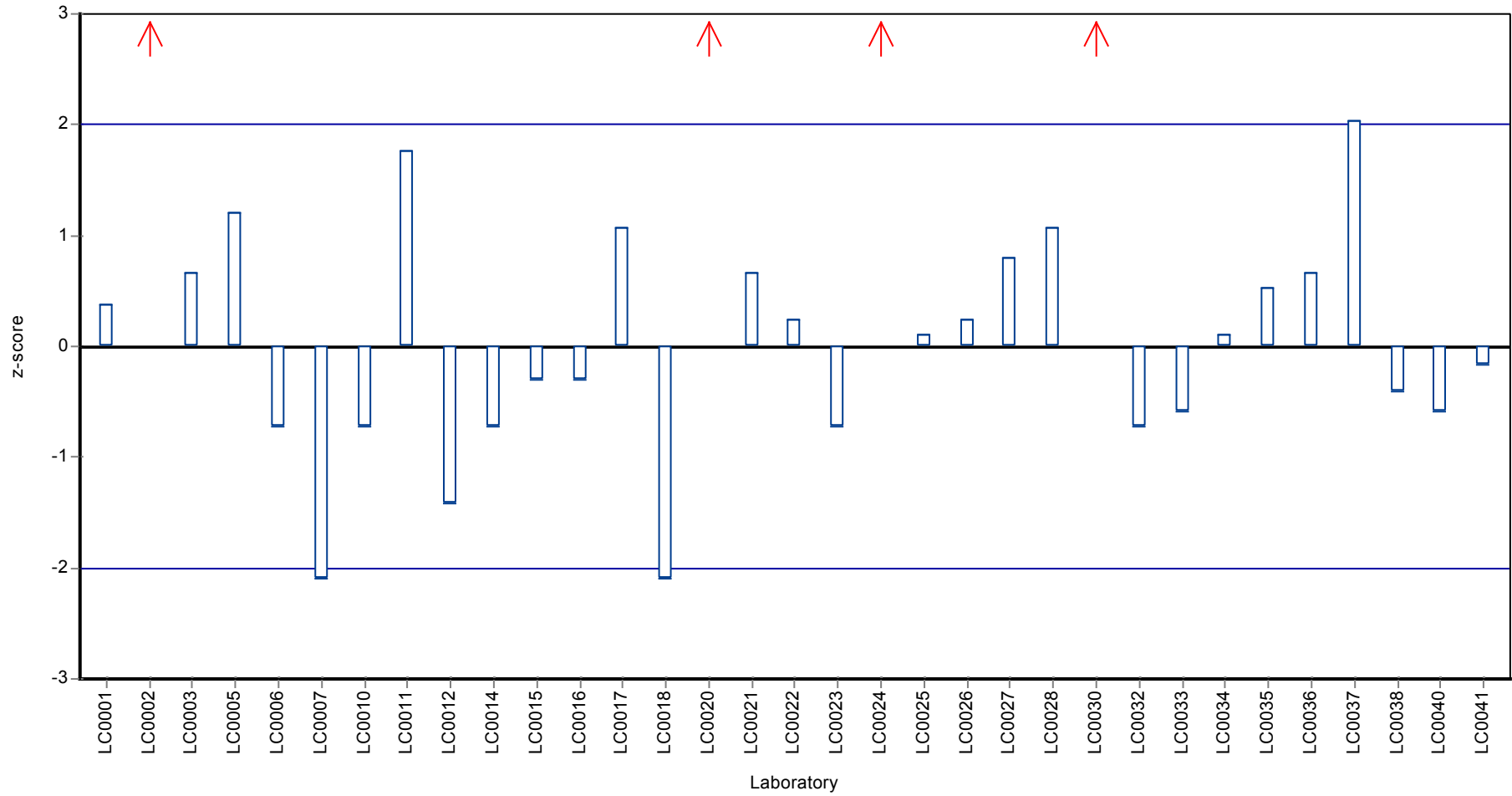
Recovery rate



Parameter oriented report Major ions N130

Sample: N130B, Parameter: Nitrite (as NO₂)

Z-score



Parameter oriented report

N130 A

Nitrate (as NO₃)

Unit	mg/l
Mean ± CI (99%)	64,7 ± 0,999
Minimum - Maximum	60,3 - 67,7
Control test value ± U	63,1 ± 0,82

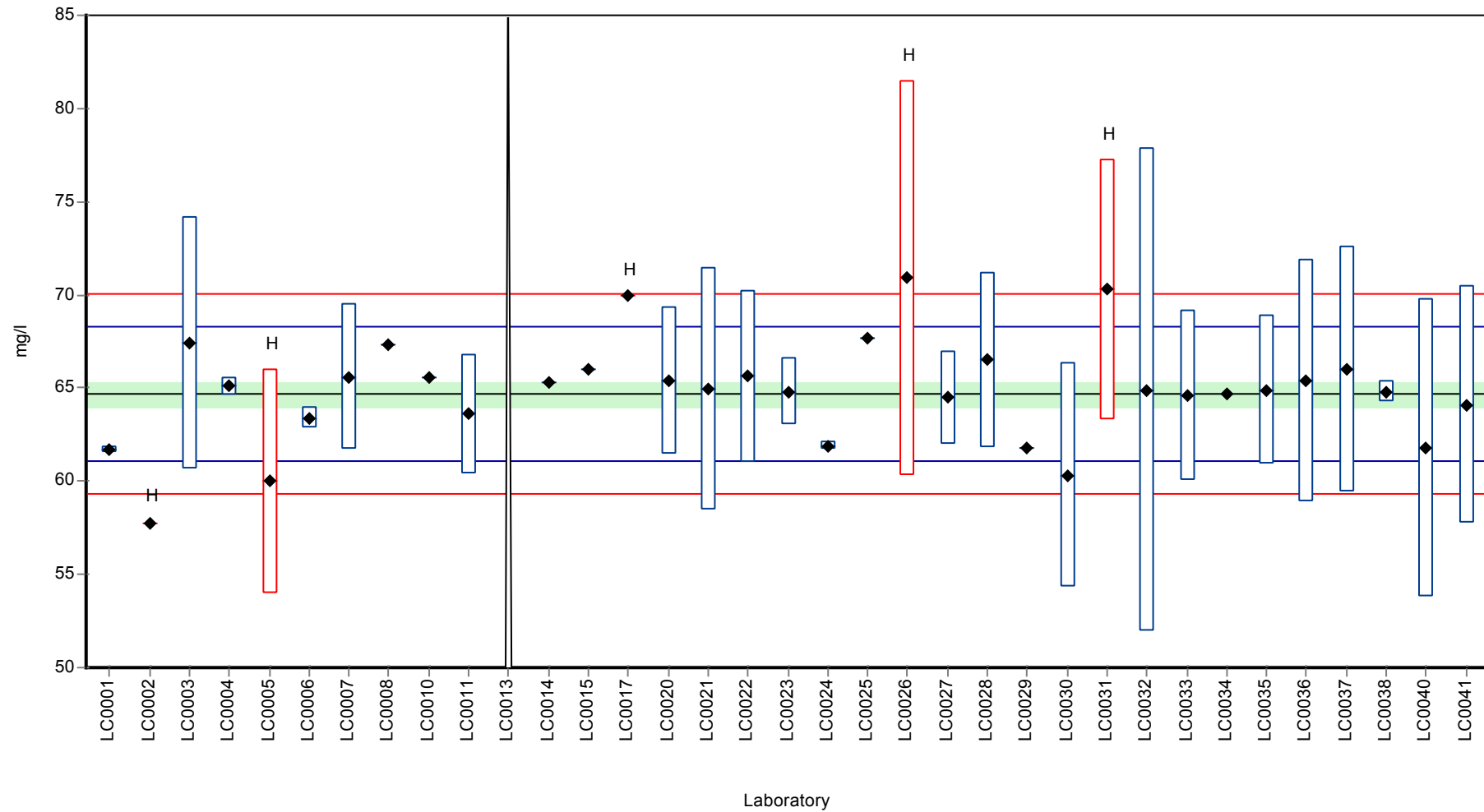
Labcode	Result	± U	Recovery [%]	z-score	Comments
LC0001	61,7	0,19	95,4	-1,66	
LC0002	57,7805	0,0193	89,3	-3,84	H
LC0003	67,4	6,8	104	1,52	
LC0004	65,1	0,5	101	0,24	
LC0005	60	6	92,8	-2,61	H
LC0006	63,4	0,6	98	-0,71	
LC0007	65,6	3,9	101	0,51	
LC0008	67,3	-	104	1,46	
LC0009	-	-	-	-	
LC0010	65,6	-	101	0,51	
LC0011	63,6	3,2	98,3	-0,6	
LC0012	-	-	-	-	
LC0013	-	-	-	-	
LC0014	65,3	-	101	0,35	
LC0015	66	-	102	0,74	
LC0016	-	-	-	-	
LC0017	70	-	108	2,97	H
LC0018	-	-	-	-	
LC0019	-	-	-	-	
LC0020	65,4	3,98	101	0,4	
LC0021	64,95	6,5	100	0,15	
LC0022	65,61	4,59	101	0,52	
LC0023	64,8	1,8	100	0,07	
LC0024	61,9	0,2	95,7	-1,55	
LC0025	67,7	-	105	1,68	
LC0026	70,9	10,6	110	3,47	H
LC0027	64,5	2,5	99,7	-0,1	
LC0028	66,5	4,7	103	1,02	
LC0029	61,75	-	95,5	-1,63	
LC0030	60,33	6	93,3	-2,42	
LC0031	70,3	7	109	3,13	H
LC0032	64,9	13	100	0,12	
LC0033	64,6	4,6	99,9	-0,04	
LC0034	64,7	-	100	0,01	
LC0035	64,9	4	100	0,12	
LC0036	65,4	6,5	101	0,4	
LC0037	66	6,6	102	0,74	
LC0038	64,8	0,58	100	0,07	
LC0039	-	-	-	-	
LC0040	61,8	8	95,6	-1,6	
LC0041	64,1	6,4	99,1	-0,32	

Characteristics of parameter

	all results	without outliers	Unit
Mean ± CI (99%)	64,8 ± 1,44	64,7 ± 0,999	mg/l
Minimum	57,8	60,3	mg/l
Maximum	70,9	67,7	mg/l
Standard deviation	2,79	1,79	mg/l
rel. Standard deviation	4,31	2,77	%
n	34	29	-

Graphical presentation of results

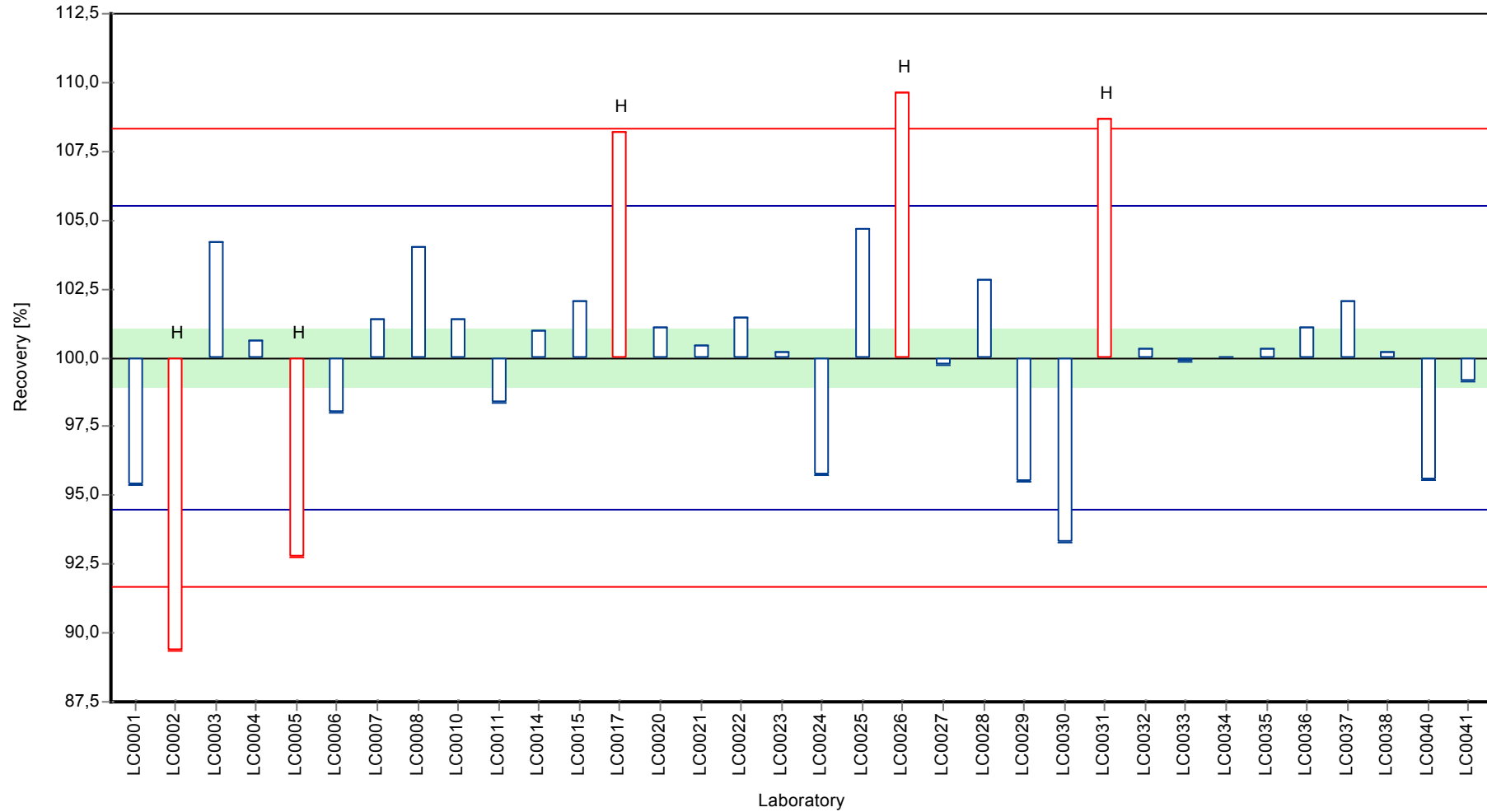
Results



Parameter oriented report Major ions N130

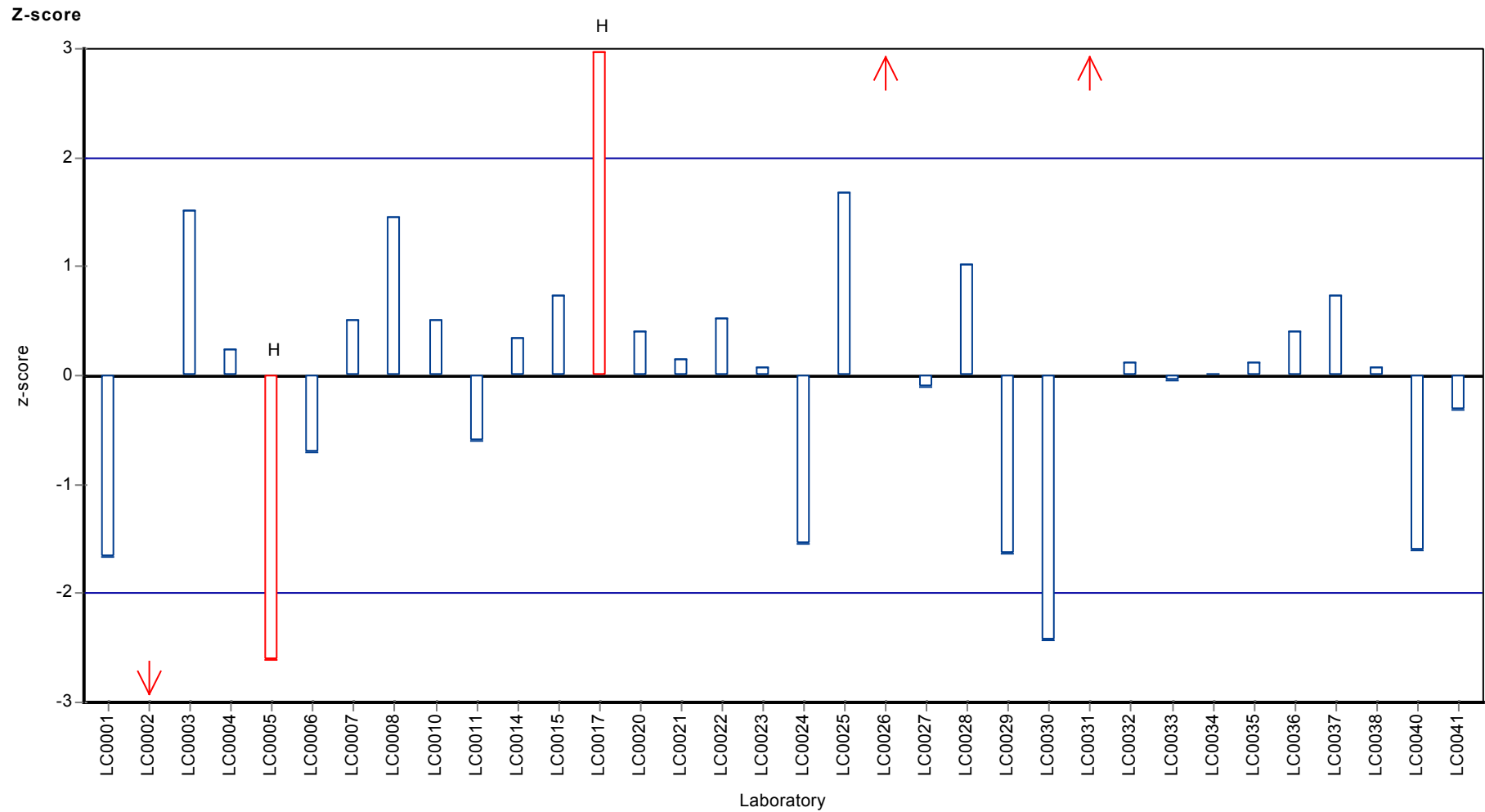
Sample: N130A, Parameter: Nitrate (as NO₃)

Recovery rate



Parameter oriented report Major ions N130

Sample: N130A, Parameter: Nitrate (as NO₃)



Parameter oriented report

N130 B

Nitrate (as NO₃)

Unit	mg/l
Mean ± CI (99%)	40,6 ± 0,578
Minimum - Maximum	38 - 43
Control test value ± U	39,2 ± 0,36

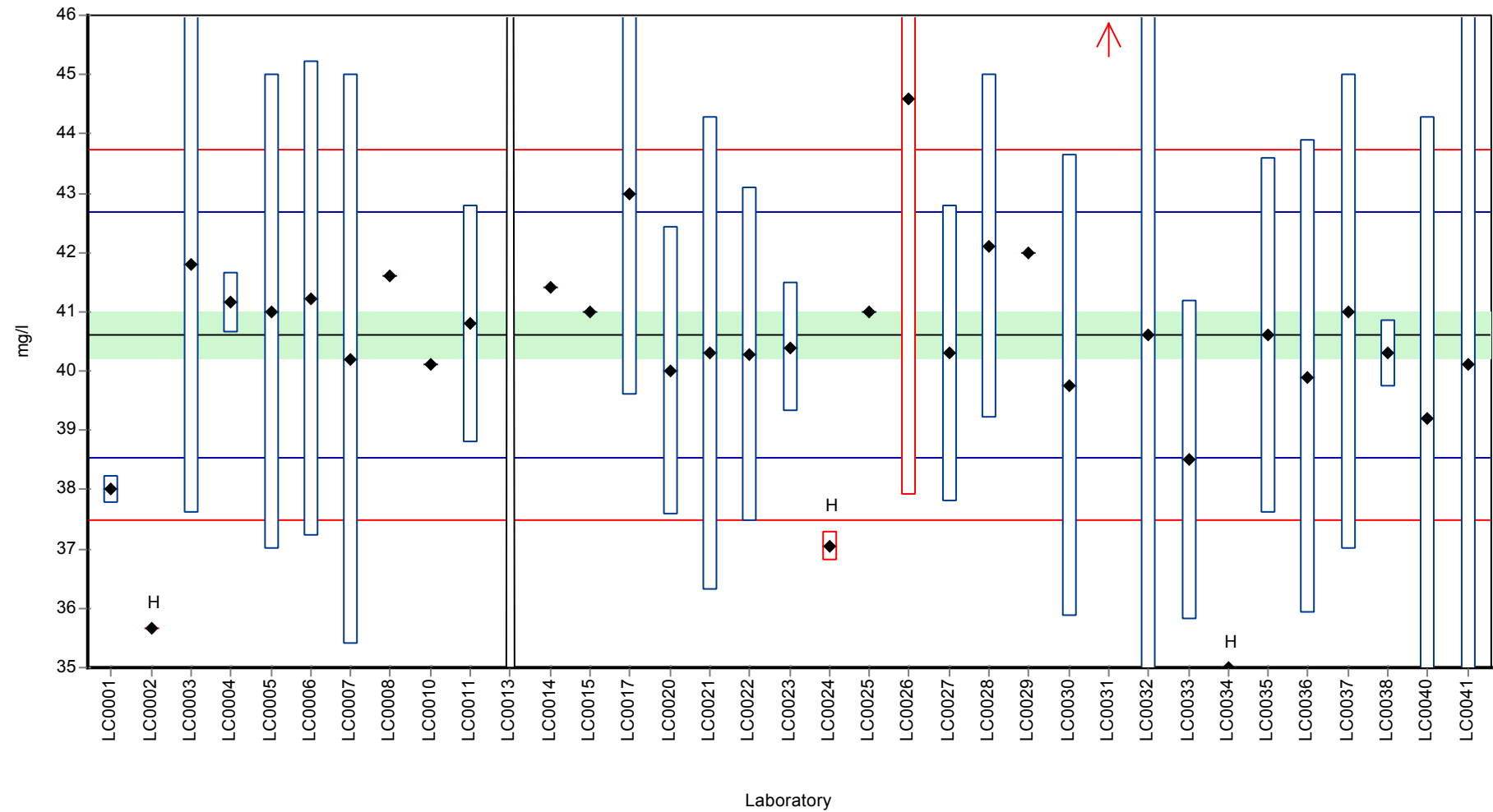
Labcode	Result	± U	Recovery [%]	z-score	Comments
LC0001	38	0,23	93,6	-2,51	
LC0002	35,6565	0,0133	87,8	-4,77	H
LC0003	41,8	4,2	103	1,15	
LC0004	41,15	0,5	101	0,52	
LC0005	41	4	101	0,38	
LC0006	41,22	4	102	0,59	
LC0007	40,2	4,8	99	-0,39	
LC0008	41,6	-	102	0,96	
LC0009	-	-	-	-	
LC0010	40,1	-	98,8	-0,49	
LC0011	40,8	2	100	0,19	
LC0012	-	-	-	-	
LC0013	-	-	-	-	
LC0014	41,4	-	102	0,76	
LC0015	41	-	101	0,38	
LC0016	-	-	-	-	
LC0017	43	3,4	106	2,3	
LC0018	-	-	-	-	
LC0019	-	-	-	-	
LC0020	40	2,44	98,5	-0,58	
LC0021	40,3	4	99,2	-0,3	
LC0022	40,28	2,82	99,2	-0,32	
LC0023	40,4	1,1	99,5	-0,2	
LC0024	37,04	0,25	91,2	-3,43	H
LC0025	41	-	101	0,38	
LC0026	44,6	6,7	110	3,85	H
LC0027	40,3	2,5	99,2	-0,3	
LC0028	42,1	2,9	104	1,44	
LC0029	42	-	103	1,34	
LC0030	39,75	3,9	97,9	-0,82	
LC0031	58,8	5,9	145	17,5	H
LC0032	40,6	8	100	-0,01	
LC0033	38,5	2,7	94,8	-2,03	
LC0034	35	-	86,2	-5,4	H
LC0035	40,6	3	100	-0,01	
LC0036	39,9	4	98,3	-0,68	
LC0037	41	4	101	0,38	
LC0038	40,3	0,57	99,2	-0,3	
LC0039	-	-	-	-	
LC0040	39,2	5,1	96,5	-1,35	
LC0041	40,1	44	98,8	-0,49	

Characteristics of parameter

	all results	without outliers	Unit
Mean ± CI (99%)	40,8 ± 1,89	40,6 ± 0,578	mg/l
Minimum	35	38	mg/l
Maximum	58,8	43	mg/l
Standard deviation	3,67	1,04	mg/l
rel. Standard deviation	8,98	2,56	%
n	34	29	-

Graphical presentation of results

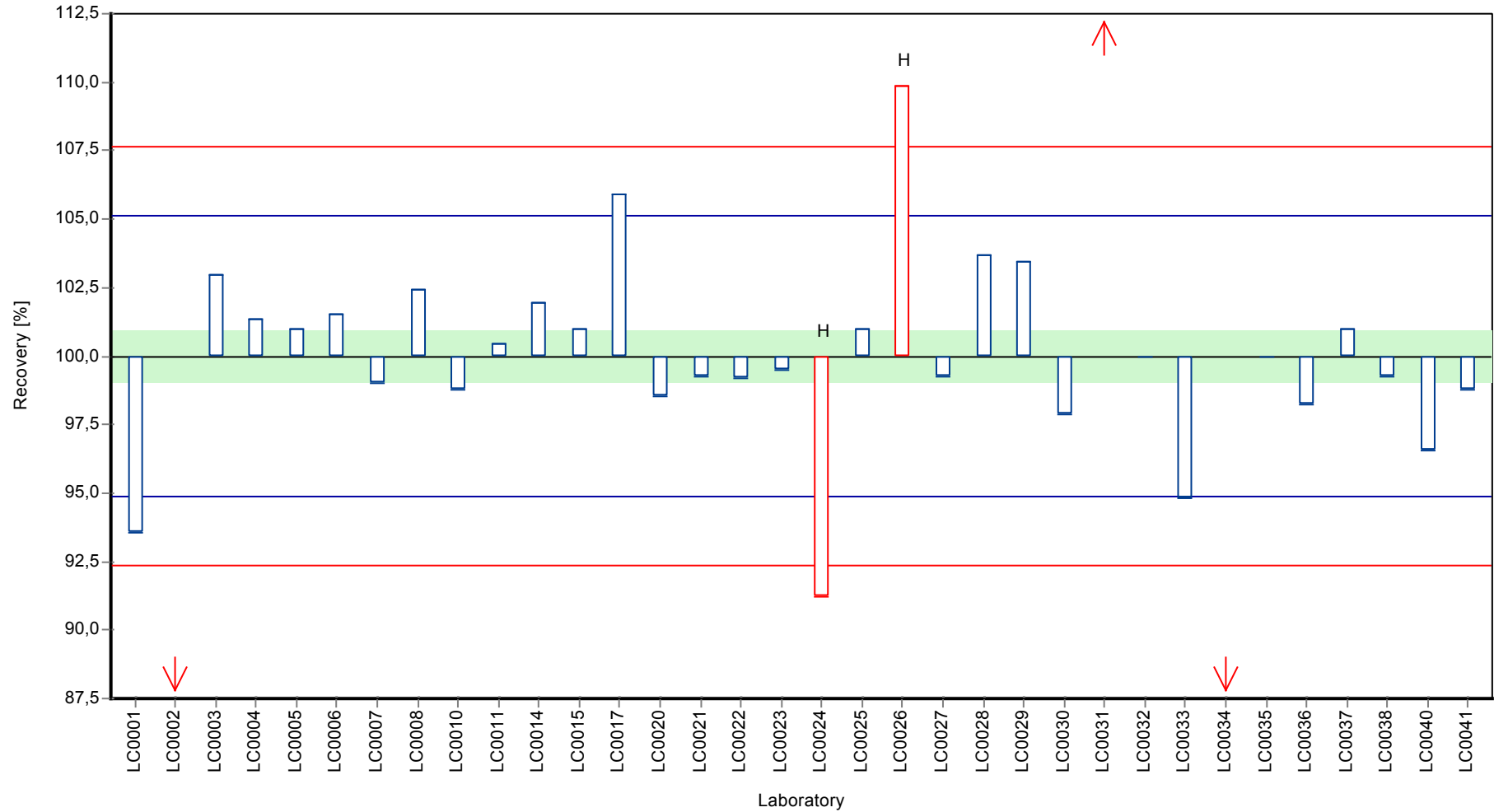
Results



Parameter oriented report Major ions N130

Sample: N130B, Parameter: Nitrate (as NO₃)

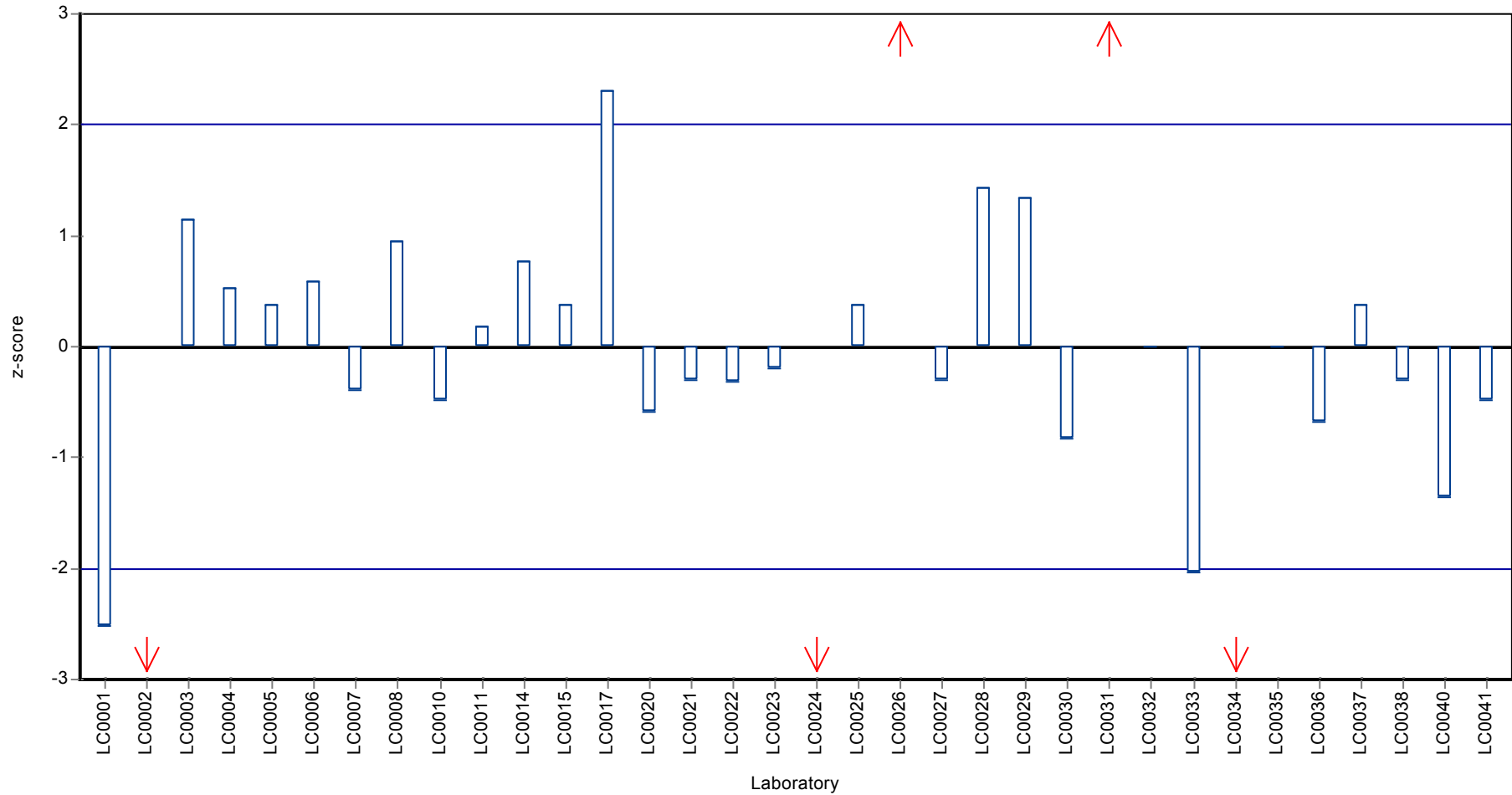
Recovery rate



Parameter oriented report Major ions N130

Sample: N130B, Parameter: Nitrate (as NO₃)

Z-score



Parameter oriented report

N130 A

Orthophosphate (as PO₄)

Unit	mg/l
Mean ± CI (99%)	0,0315 ± 0,00353
Minimum - Maximum	0,02 - 0,042
Control test value ± U	0,035 ± 0,003

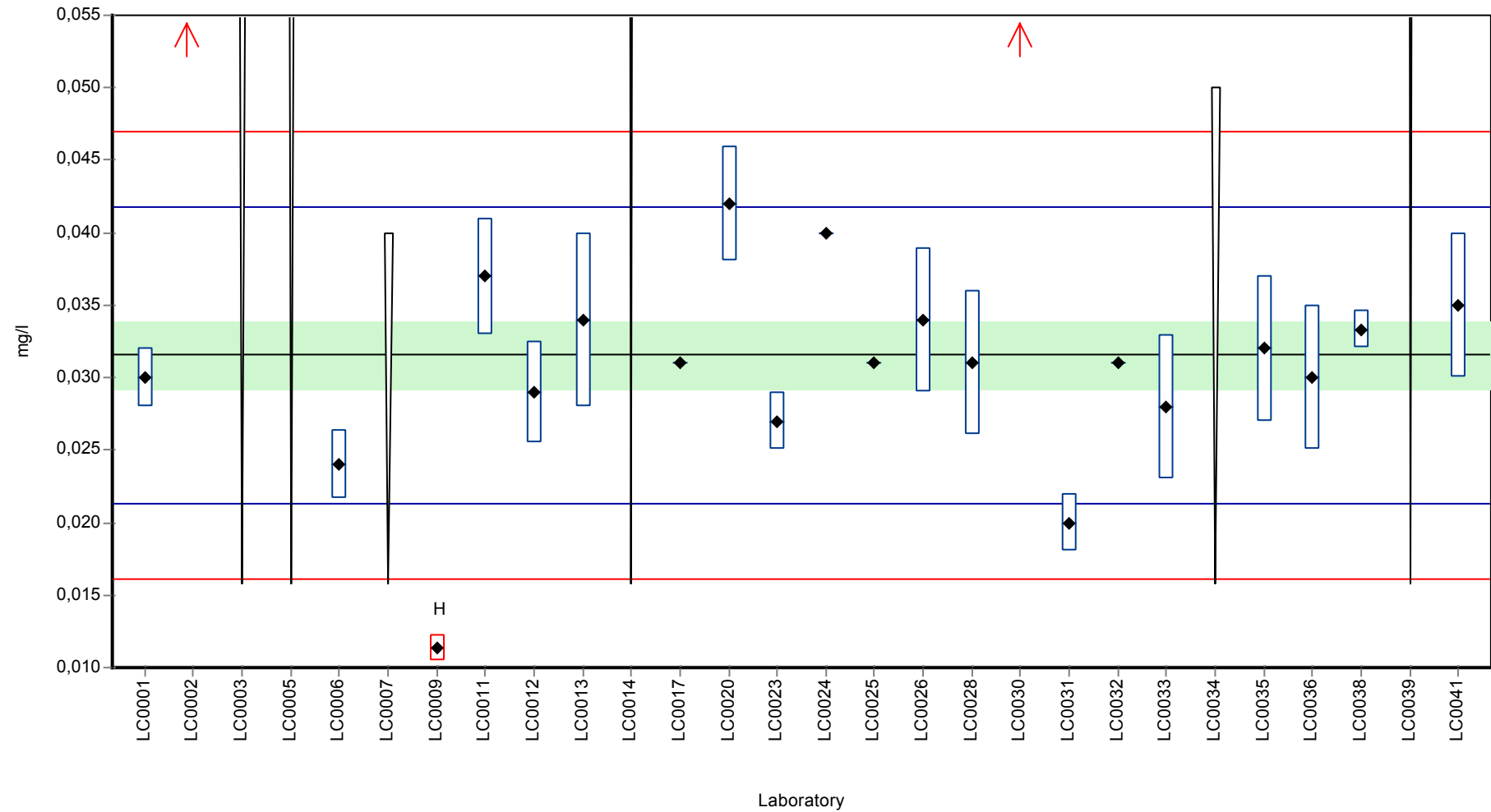
Labcode	Result	± U	Recovery [%]	z-score	Comments
LC0001	0,03	0,002	95,1	-0,3	
LC0002	0,0855	0,6196	271	10,5	H
LC0003	< 0,08 (LOQ)	-	-	-	
LC0004	-	-	-	-	
LC0005	< 0,1 (LOQ)	-	-	-	
LC0006	0,024	0,0024	76,1	-1,47	
LC0007	< 0,04 (LOQ)	-	-	-	
LC0008	-	-	-	-	
LC0009	0,0114	0,0009	36,1	-3,93	H
LC0010	-	-	-	-	
LC0011	0,037	0,004	117	1,06	
LC0012	0,029	0,0035	91,9	-0,5	
LC0013	0,034	0,006	108	0,48	
LC0014	< 0,2 (LOQ)	-	-	-	
LC0015	-	-	-	-	
LC0016	-	-	-	-	
LC0017	0,031	-	98,3	-0,11	
LC0018	-	-	-	-	
LC0019	-	-	-	-	
LC0020	0,042	0,004	133	2,04	
LC0021	-	-	-	-	
LC0022	-	-	-	-	
LC0023	0,027	0,002	85,6	-0,89	
LC0024	0,04	-	127	1,65	
LC0025	0,031	-	98,3	-0,11	
LC0026	0,034	0,005	108	0,48	
LC0027	-	-	-	-	
LC0028	0,031	0,005	98,3	-0,11	
LC0029	-	-	-	-	
LC0030	0,102	0,01	323	13,7	H
LC0031	0,02	0,002	63,4	-2,25	
LC0032	0,031	-	98,3	-0,11	
LC0033	0,028	0,005	88,8	-0,69	
LC0034	< 0,05 (LOQ)	-	-	-	
LC0035	0,032	0,005	101	0,09	
LC0036	0,03	0,005	95,1	-0,3	
LC0037	-	-	-	-	
LC0038	0,0333	0,0013	106	0,34	
LC0039	< 0,2 (LOQ)	-	-	-	
LC0040	-	-	-	-	
LC0041	0,035	0,005	111	0,67	

Characteristics of parameter

	all results	without outliers	Unit
Mean ± CI (99%)	0,0363 ± 0,0127	0,0315 ± 0,00353	mg/l
Minimum	0,0114	0,02	mg/l
Maximum	0,102	0,042	mg/l
Standard deviation	0,0198	0,00513	mg/l
rel. Standard deviation	54,7	16,3	%
n	22	19	-

Graphical presentation of results

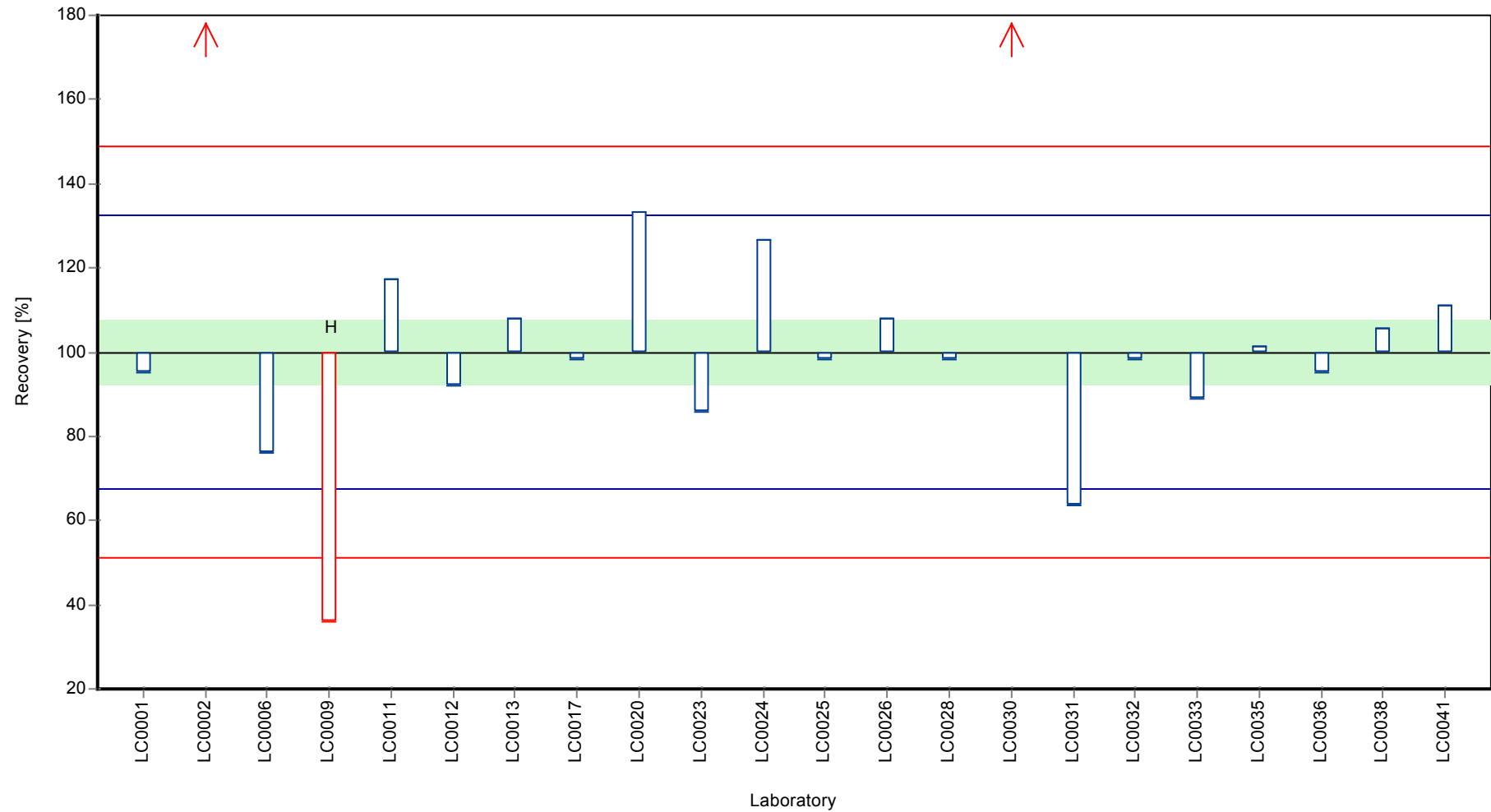
Results



Parameter oriented report Major ions N130

Sample: N130A, Parameter: Orthophosphate (as PO4)

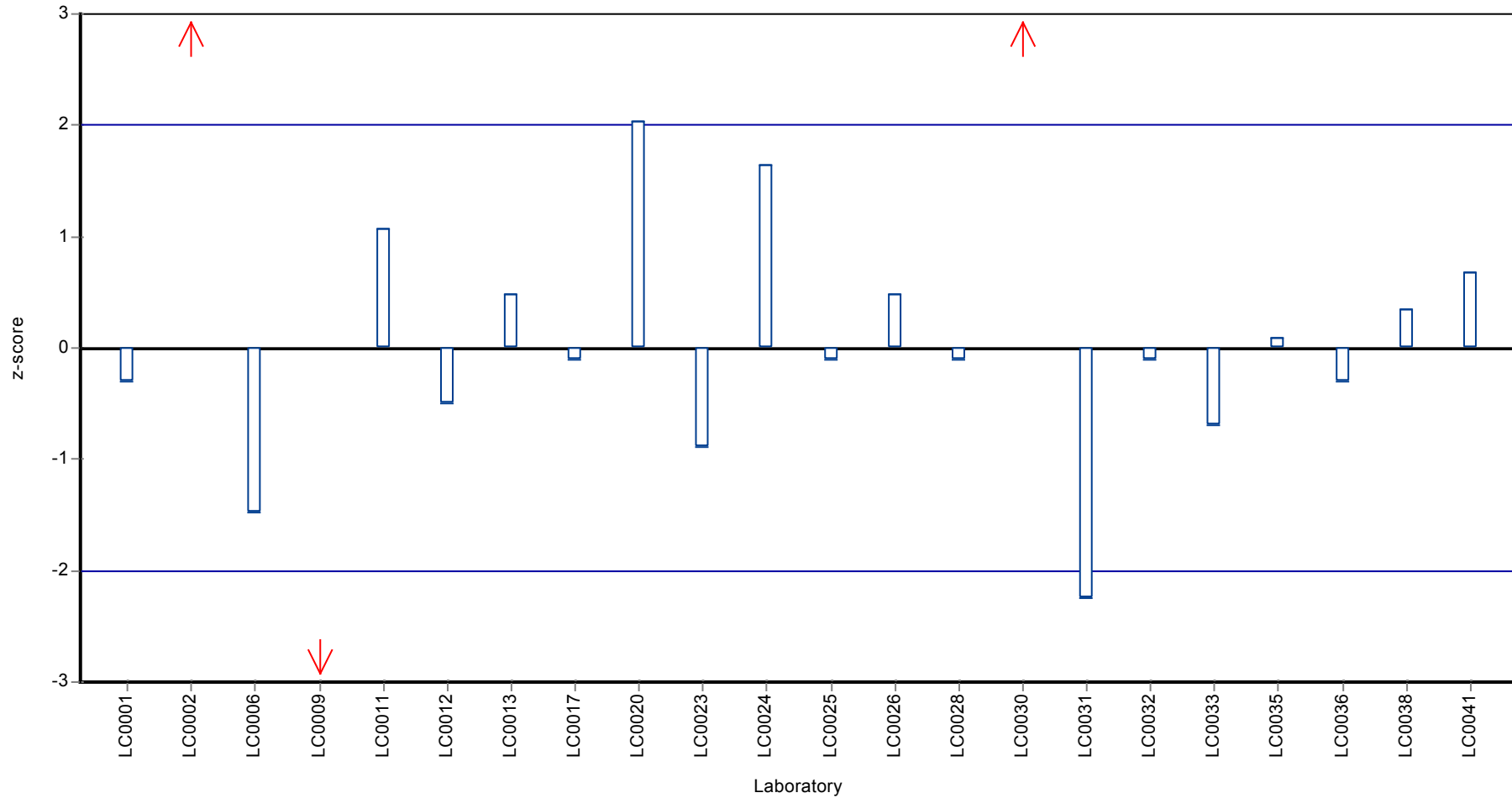
Recovery rate



Parameter oriented report Major ions N130

Sample: N130A, Parameter: Orthophosphate (as PO4)

Z-score



Parameter oriented report

N130 B

Orthophosphate (as PO₄)

Unit	mg/l
Mean ± CI (99%)	0,147 ± 0,00584
Minimum - Maximum	0,124 - 0,161
Control test value ± U	0,141 ± 0,01

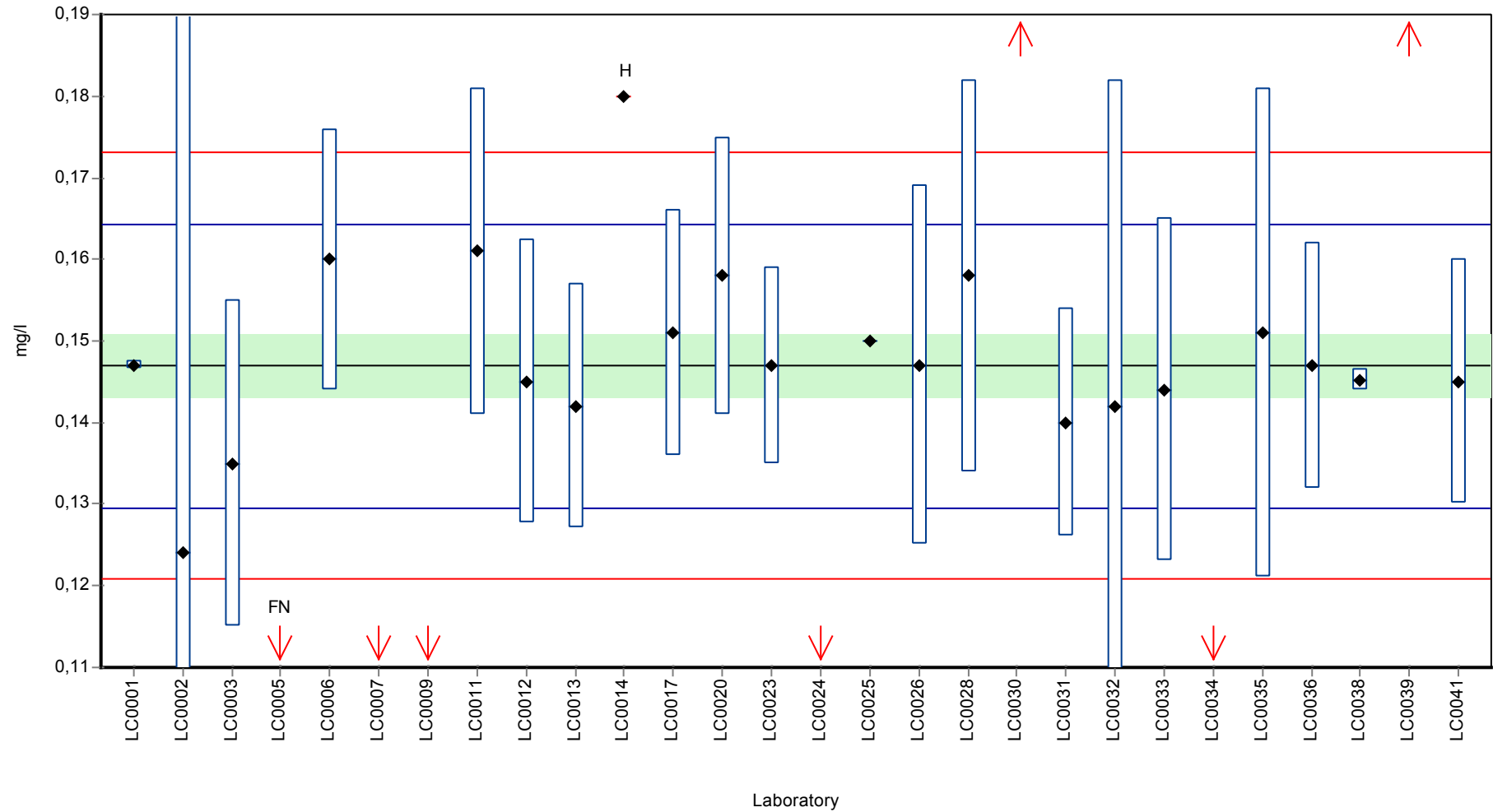
Labcode	Result	± U	Recovery [%]	z-score	Comments
LC0001	0,147	0,0005	100	0,00	
LC0002	0,124	0,1569	84,4	-2,64	
LC0003	0,135	0,02	91,9	-1,37	
LC0004	-	-	-	-	
LC0005	< 0,1 (LOQ)	-	-	-	FN
LC0006	0,16	0,016	109	1,5	
LC0007	0,096	0,012	65,3	-5,85	H
LC0008	-	-	-	-	
LC0009	0,0488	0,0038	33,2	-11,3	H
LC0010	-	-	-	-	
LC0011	0,161	0,02	110	1,61	
LC0012	0,145	0,0174	98,7	-0,23	
LC0013	0,142	0,015	96,6	-0,57	
LC0014	0,18	-	122	3,8	H
LC0015	-	-	-	-	
LC0016	-	-	-	-	
LC0017	0,151	0,015	103	0,46	
LC0018	-	-	-	-	
LC0019	-	-	-	-	
LC0020	0,158	0,017	108	1,27	
LC0021	-	-	-	-	
LC0022	-	-	-	-	
LC0023	0,147	0,012	100	0,00	
LC0024	0,03	0,01	20,4	-13,4	H
LC0025	0,15	-	102	0,35	
LC0026	0,147	0,022	100	0,00	
LC0027	-	-	-	-	
LC0028	0,158	0,024	108	1,27	
LC0029	-	-	-	-	
LC0030	0,199	0,02	135	5,98	H
LC0031	0,14	0,014	95,3	-0,8	
LC0032	0,142	0,04	96,6	-0,57	
LC0033	0,144	0,021	98	-0,34	
LC0034	0,09	-	61,2	-6,54	H
LC0035	0,151	0,03	103	0,46	
LC0036	0,147	0,015	100	0,00	
LC0037	-	-	-	-	
LC0038	0,1452	0,0013	98,8	-0,2	
LC0039	0,2	-	136	6,09	H
LC0040	-	-	-	-	
LC0041	0,145	0,015	98,7	-0,23	

Characteristics of parameter

	all results	without outliers	Unit
Mean ± CI (99%)	0,14 ± 0,0215	0,147 ± 0,00584	mg/l
Minimum	0,03	0,124	mg/l
Maximum	0,2	0,161	mg/l
Standard deviation	0,0372	0,00871	mg/l
rel. Standard deviation	26,5	5,92	%
n	27	20	-

Graphical presentation of results

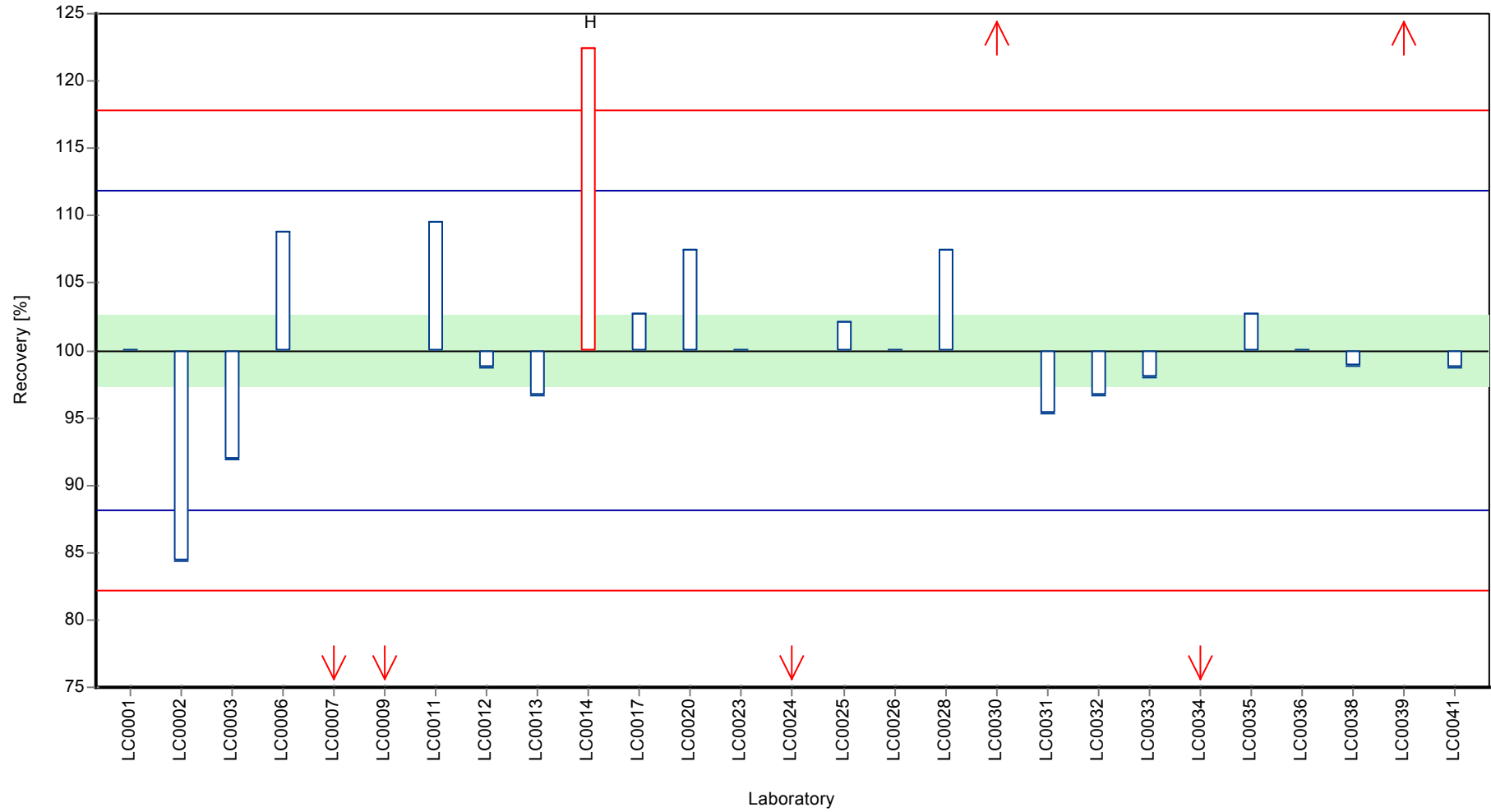
Results



Parameter oriented report Major ions N130

Sample: N130B, Parameter: Orthophosphate (as PO₄)

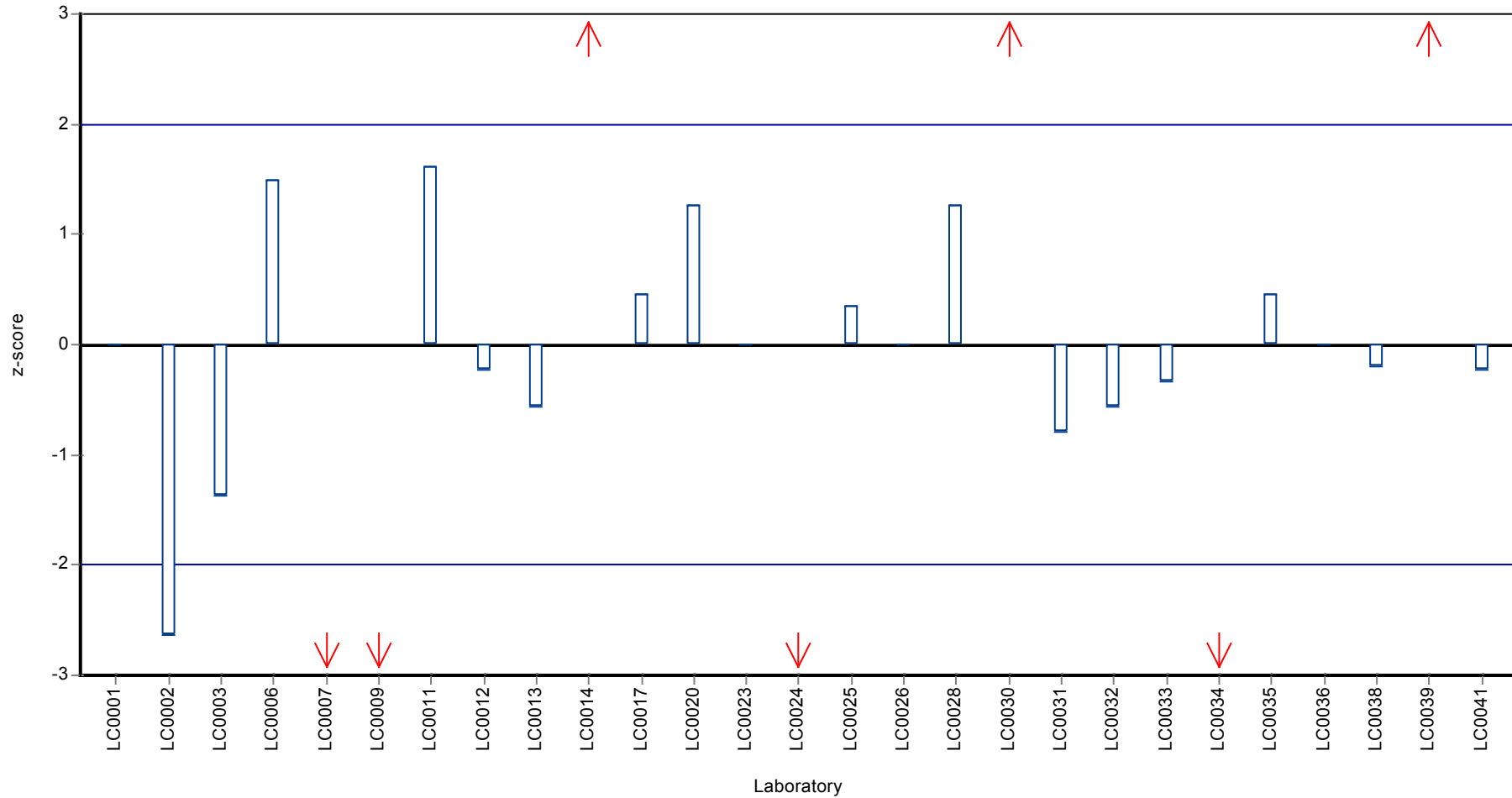
Recovery rate



Parameter oriented report Major ions N130

Sample: N130B, Parameter: Orthophosphate (as PO4)

Z-score



Parameter oriented report

N130 A

Sulfate (as SO₄)

Unit	mg/l
Mean ± CI (99%)	108 ± 1,55
Minimum - Maximum	103 - 113
Control test value ± U	106 ± 1,7

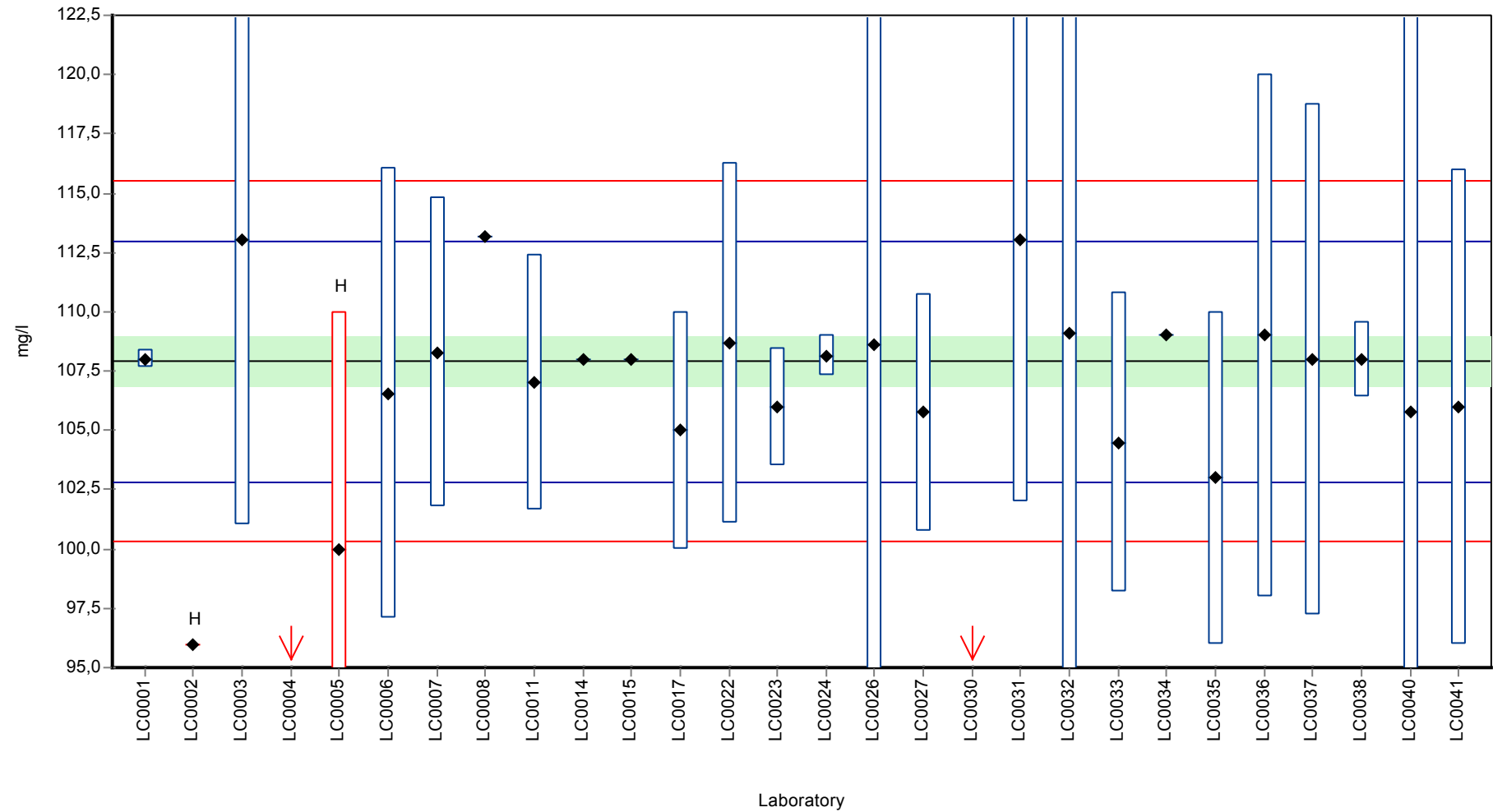
Labcode	Result	± U	Recovery [%]	z-score	Comments
LC0001	108	0,38	100	0,04	
LC0002	95,9507	0,0169	88,9	-4,71	H
LC0003	113	12	105	2,01	
LC0004	55,03	0,5	51	-20,8	H
LC0005	100	10	92,7	-3,11	H
LC0006	106,57	9,5	98,8	-0,53	
LC0007	108,3	6,5	100	0,16	
LC0008	113,2	-	105	2,09	
LC0009	-	-	-	-	
LC0010	-	-	-	-	
LC0011	107	5,4	99,2	-0,36	
LC0012	-	-	-	-	
LC0013	-	-	-	-	
LC0014	108	-	100	0,04	
LC0015	108	-	100	0,04	
LC0016	-	-	-	-	
LC0017	105	5	97,3	-1,14	
LC0018	-	-	-	-	
LC0019	-	-	-	-	
LC0020	-	-	-	-	
LC0021	-	-	-	-	
LC0022	108,68	7,61	101	0,31	
LC0023	106	2,5	98,2	-0,75	
LC0024	108,16	0,85	100	0,1	
LC0025	-	-	-	-	
LC0026	108,6	16,3	101	0,28	
LC0027	105,75	5	98	-0,85	
LC0028	-	-	-	-	
LC0029	-	-	-	-	
LC0030	80,25	8	74,4	-10,9	H
LC0031	113	11	105	2,01	
LC0032	109,1	15	101	0,47	
LC0033	104,5	6,3	96,8	-1,34	
LC0034	109	-	101	0,43	
LC0035	103	7	95,5	-1,93	
LC0036	109	11	101	0,43	
LC0037	108	10,8	100	0,04	
LC0038	108	1,61	100	0,04	
LC0039	-	-	-	-	
LC0040	105,8	18,6	98,1	-0,83	
LC0041	106	10	98,2	-0,75	

Characteristics of parameter

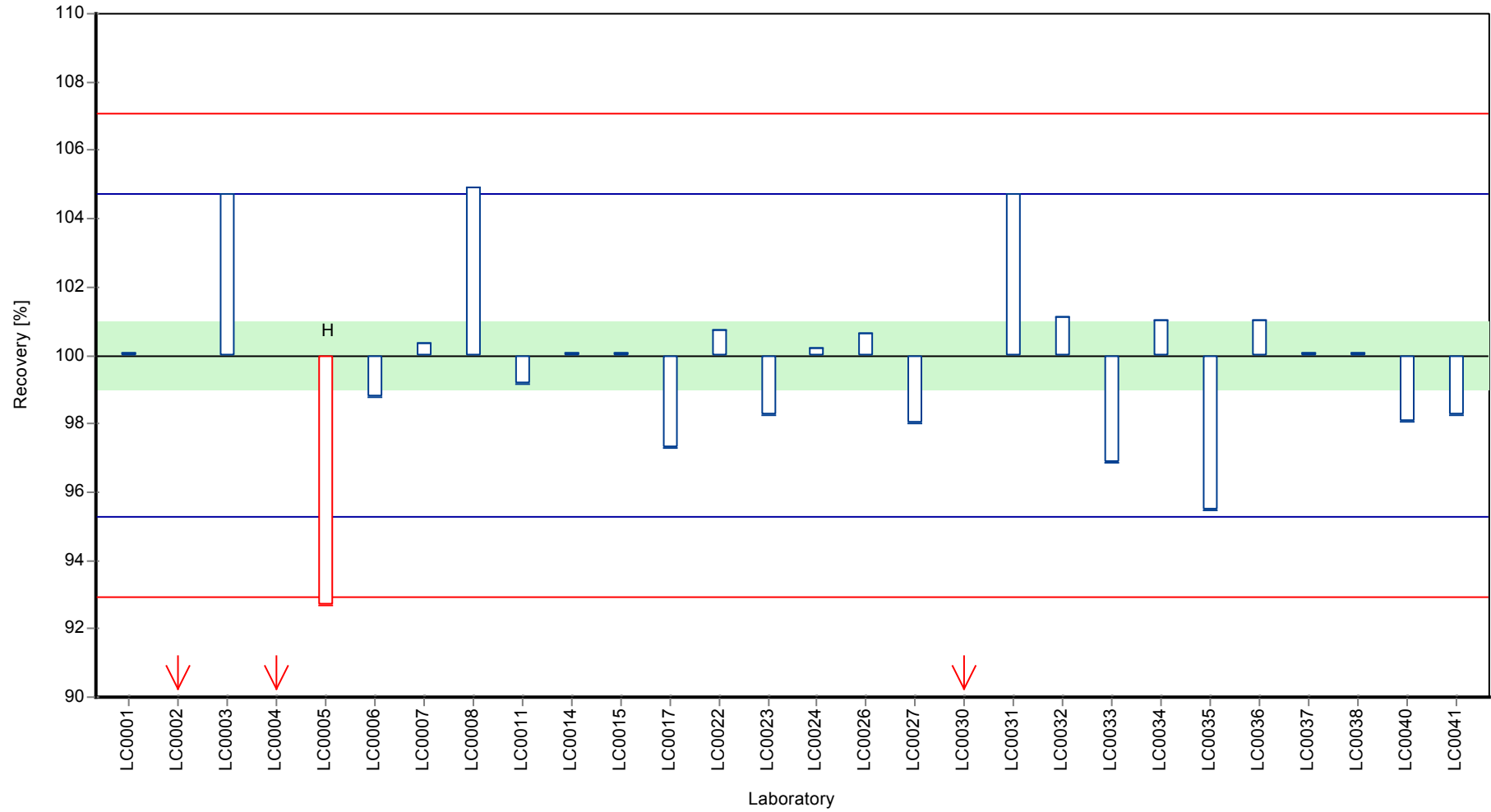
	all results	without outliers	Unit
Mean ± CI (99%)	104 ± 6,5	108 ± 1,55	mg/l
Minimum	55	103	mg/l
Maximum	113	113	mg/l
Standard deviation	11,5	2,54	mg/l
rel. Standard deviation	11	2,35	%
n	28	24	-

Graphical presentation of results

Results



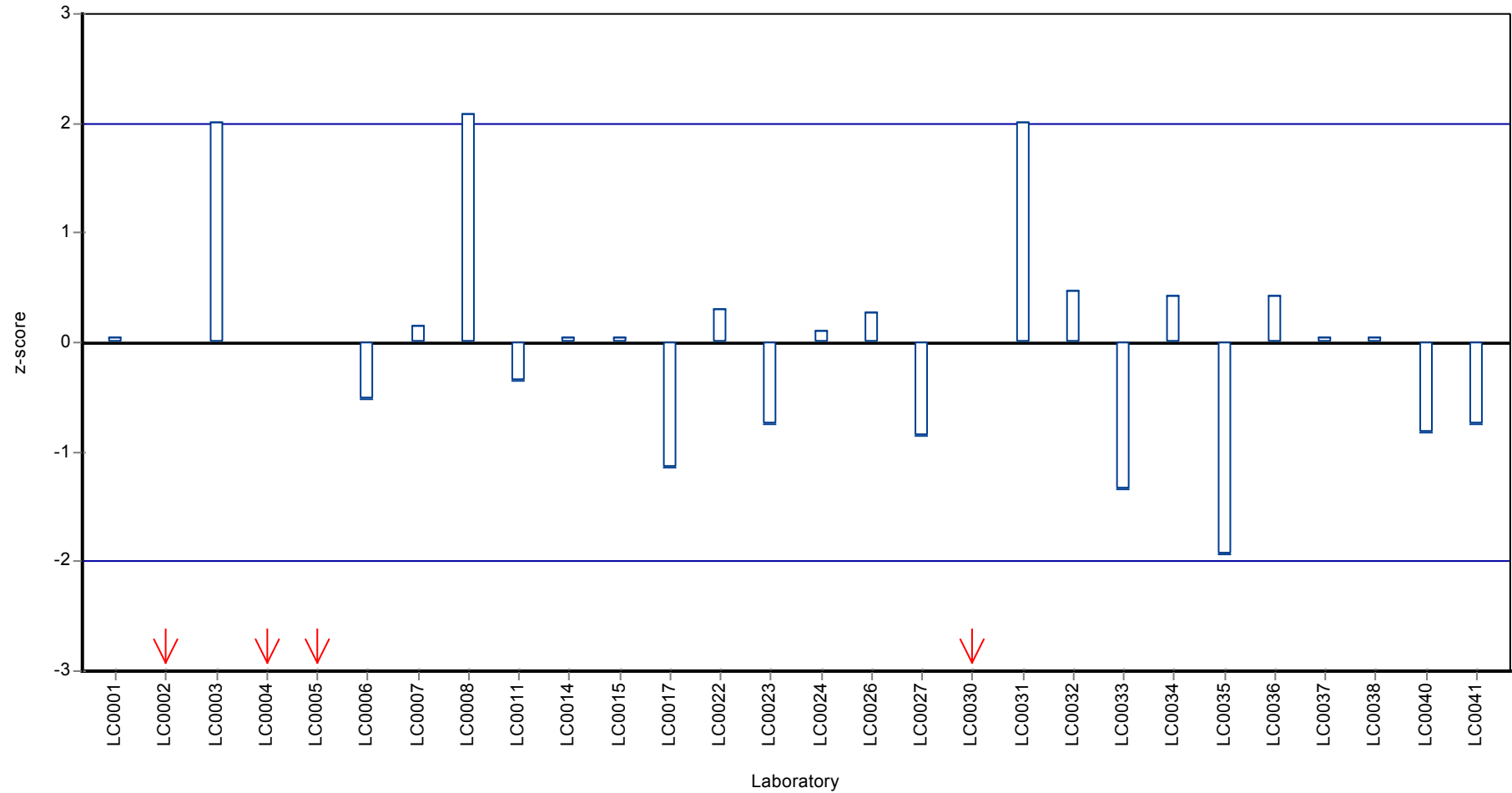
Recovery rate



Parameter oriented report Major ions N130

Sample: N130A, Parameter: Sulfate (as SO₄)

Z-score



Parameter oriented report

N130 B

Sulfate (as SO₄)

Unit	mg/l
Mean ± CI (99%)	68,2 ± 1,14
Minimum - Maximum	63 - 71,5
Control test value ± U	67,4 ± 0,65

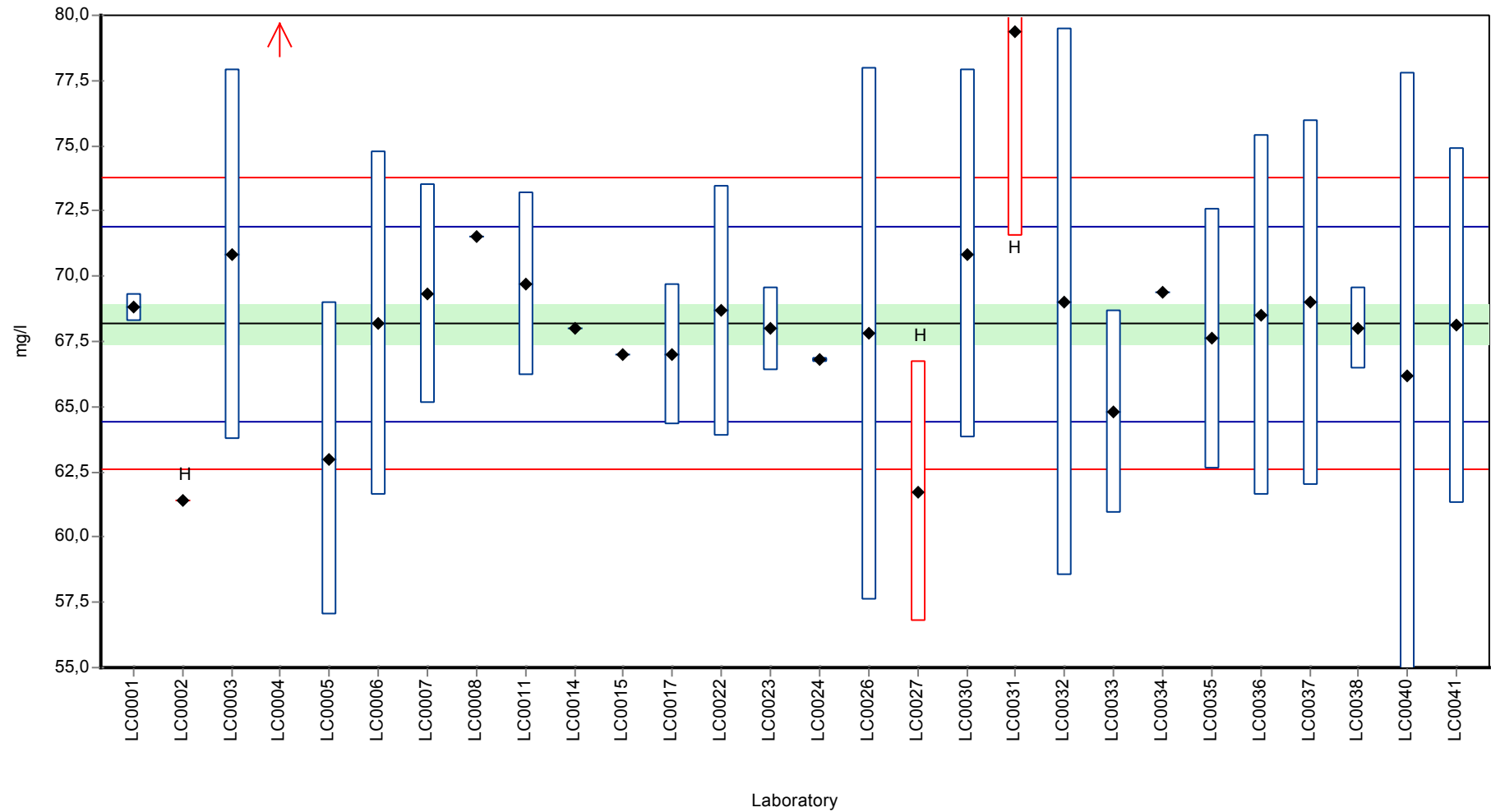
Labcode	Result	± U	Recovery [%]	z-score	Comments
LC0001	68,8	0,52	101	0,34	
LC0002	61,4217	0,0109	90,1	-3,62	H
LC0003	70,8	7,1	104	1,41	
LC0004	102,6	0,5	151	18,5	H
LC0005	63	6	92,4	-2,78	
LC0006	68,2	6,6	100	0,02	
LC0007	69,3	4,2	102	0,61	
LC0008	71,5	-	105	1,79	
LC0009	-	-	-	-	
LC0010	-	-	-	-	
LC0011	69,7	3,5	102	0,82	
LC0012	-	-	-	-	
LC0013	-	-	-	-	
LC0014	68	-	99,8	-0,09	
LC0015	67	-	98,3	-0,63	
LC0016	-	-	-	-	
LC0017	67	2,7	98,3	-0,63	
LC0018	-	-	-	-	
LC0019	-	-	-	-	
LC0020	-	-	-	-	
LC0021	-	-	-	-	
LC0022	68,68	4,81	101	0,28	
LC0023	68	1,6	99,8	-0,09	
LC0024	66,78	0,11	98	-0,74	
LC0025	-	-	-	-	
LC0026	67,8	10,2	99,5	-0,2	
LC0027	61,75	5	90,6	-3,45	H
LC0028	-	-	-	-	
LC0029	-	-	-	-	
LC0030	70,85	7,08	104	1,44	
LC0031	79,4	7,9	116	6,04	H
LC0032	69	10,5	101	0,45	
LC0033	64,8	3,9	95,1	-1,81	
LC0034	69,4	-	102	0,66	
LC0035	67,6	5	99,2	-0,3	
LC0036	68,5	6,9	100	0,18	
LC0037	69	7	101	0,45	
LC0038	68	1,56	99,8	-0,09	
LC0039	-	-	-	-	
LC0040	66,2	11,6	97,1	-1,06	
LC0041	68,1	6,8	99,9	-0,04	

Characteristics of parameter

	all results	without outliers	Unit
Mean ± CI (99%)	69,3 ± 4,14	68,2 ± 1,14	mg/l
Minimum	61,4	63	mg/l
Maximum	103	71,5	mg/l
Standard deviation	7,3	1,86	mg/l
rel. Standard deviation	10,5	2,73	%
n	28	24	-

Graphical presentation of results

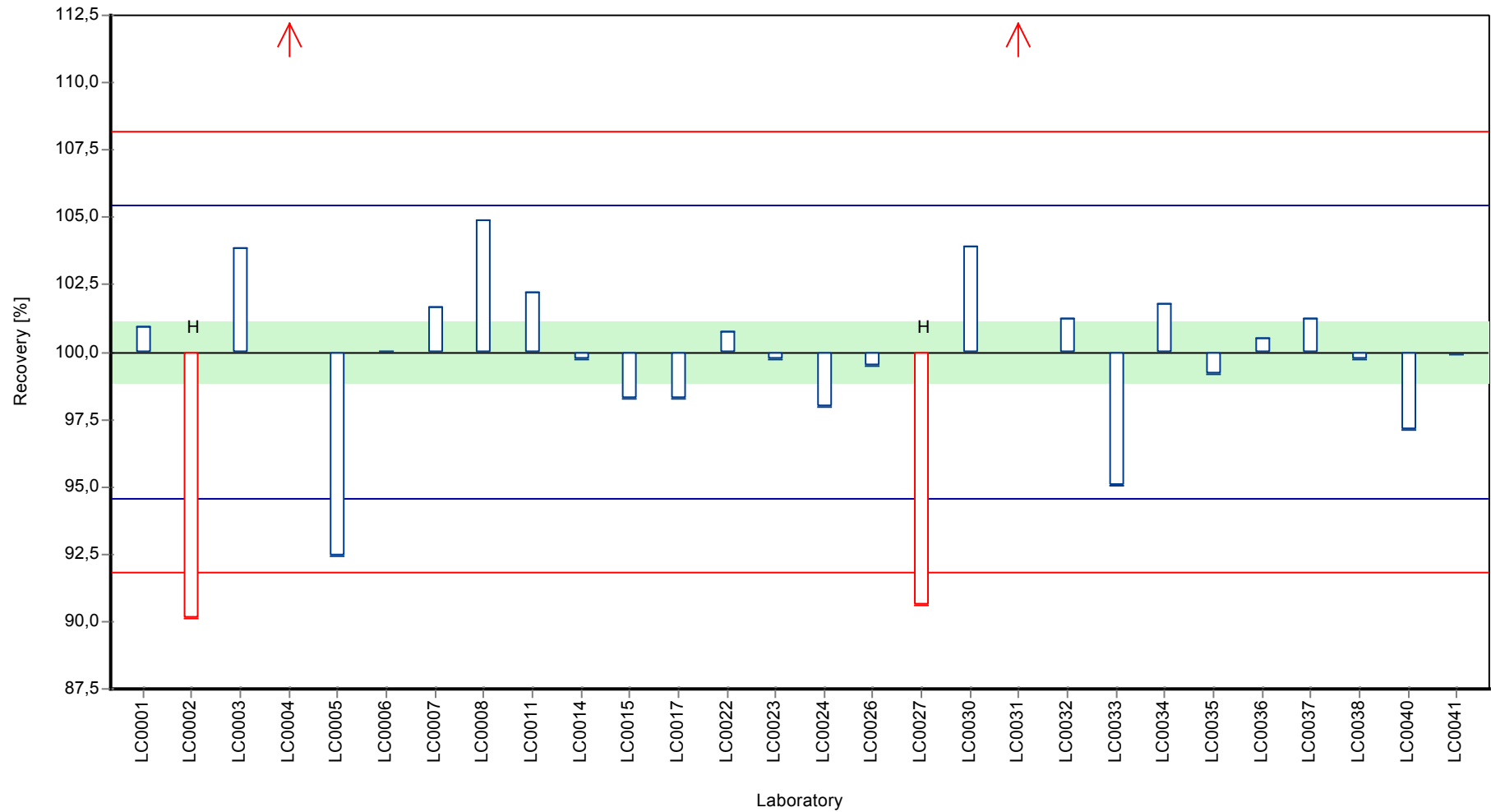
Results



Parameter oriented report Major ions N130

Sample: N130B, Parameter: Sulfate (as SO₄)

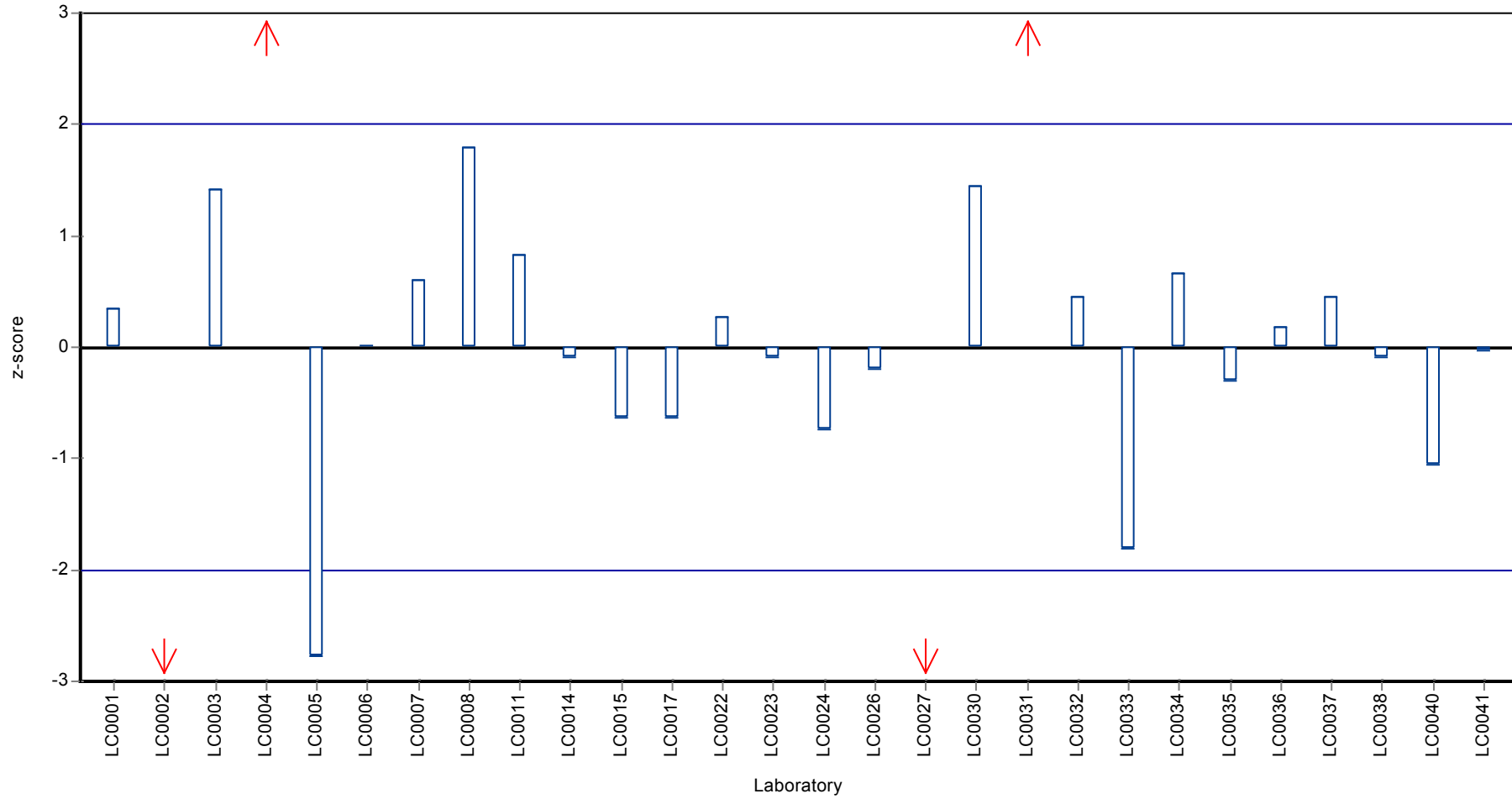
Recovery rate



Parameter oriented report Major ions N130

Sample: N130B, Parameter: Sulfate (as SO₄)

Z-score



8 Laboratory oriented report

The laboratory oriented report is sorted by laboratory code.

The following results were achieved:

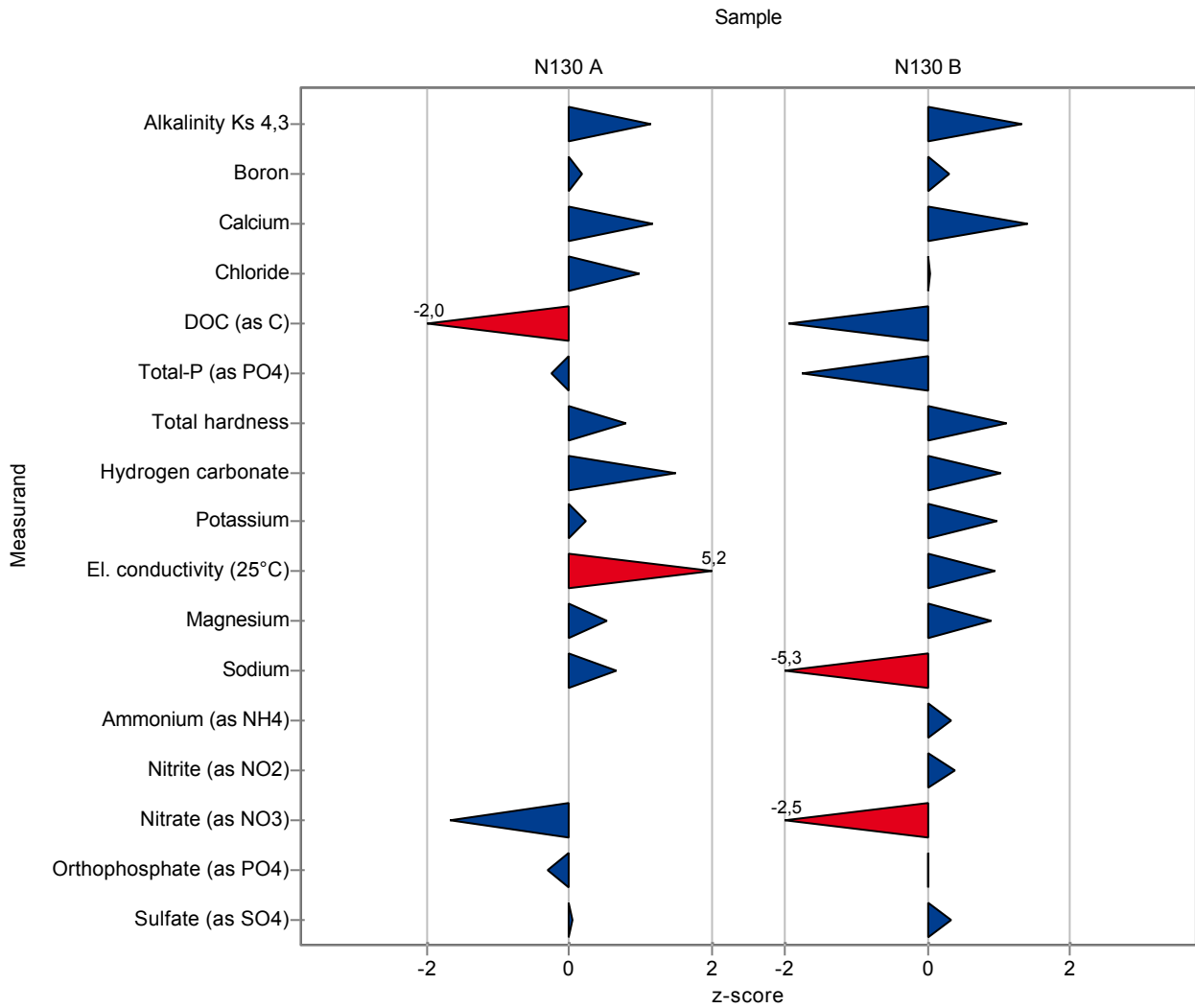
Sample: N130A

Parameter	Unit	Target ± CI(99%)	Result	± U	Criteria	Recovery	z-score
Alkalinity Ks 4,3	mmol/l	6,5 ± 0,0497	6,61	0,04	0,0936	102	1,13
Boron	mg/l	0,152 ± 0,00712	0,154	0,001	0,00888	101	0,18
Calcium	mg/l	89,9 ± 1,41	92,8	0,31	2,45	103	1,18
Chloride	mg/l	70,6 ± 0,911	72,1	0,13	1,55	102	0,97
DOC (as C)	mg/l	1,14 ± 0,137	0,71	0,064	0,215	62,1	-2,02
Total-P (as PO4)	mg/l	0,0368 ± 0,00447	0,035	0,001	0,00698	95,1	-0,26
Total hardness	°d	28,5 ± 0,341	29	0,12	0,602	102	0,79
Hydrogen carbonate	mg/l	395 ± 3,29	404	3,5	5,8	102	1,49
Potassium	mg/l	3,81 ± 0,0923	3,85	0,03	0,16	101	0,22
El. conductivity (25°C)	µS/c	1070 ± 6,85	1139	4,9	13,1	106	5,18
Magnesium	mg/l	69,1 ± 1,45	70,5	0,42	2,7	102	0,53
Sodium	mg/l	35,8 ± 0,735	36,6	0,15	1,3	102	0,65
Ammonium (as NH4)	mg/l	0,0481 ± 0,0406	<0,01 (LOQ)	-	0,0428	-	-
Nitrite (as NO2)	mg/l	- ± -	<0,005 (LOQ)	-	-	-	-
Nitrate (as NO3)	mg/l	64,7 ± 0,999	61,7	0,19	1,79	95,4	-1,66
Orthophosphate (as PO4)	mg/l	0,0315 ± 0,00353	0,03	0,002	0,00513	95,1	-0,3
Sulfate (as SO4)	mg/l	108 ± 1,55	108	0,38	2,54	100	0,04

Sample: N130B

Parameter	Unit	Target ± CI(99%)	Result	± U	Criteria	Recovery	z-score
Alkalinity Ks 4,3	mmol/l	4,9 ± 0,038	5	0,02	0,0717	102	1,33
Boron	mg/l	0,0915 ± 0,00676	0,094	0,001	0,00812	103	0,3
Calcium	mg/l	73,1 ± 1,26	76,2	0,35	2,22	104	1,41
Chloride	mg/l	48,3 ± 0,893	48,3	0,24	1,55	100	0,03
DOC (as C)	mg/l	2,3 ± 0,131	1,9	0,05	0,205	82,7	-1,94
Total-P (as PO4)	mg/l	0,249 ± 0,00849	0,226	0,0004	0,013	90,8	-1,76
Total hardness	°d	20,1 ± 0,255	20,6	0,1	0,442	102	1,11
Hydrogen carbonate	mg/l	297 ± 3,01	302	1,2	5,21	102	1,02
Potassium	mg/l	3,01 ± 0,109	3,19	0,06	0,189	106	0,97
El. conductivity (25°C)	µS/c	778 ± 4,69	787	1,4	9,12	101	0,94
Magnesium	mg/l	42,7 ± 0,775	43,9	0,27	1,37	103	0,89
Sodium	mg/l	25,2 ± 0,566	20,1	3,5	0,961	79,9	-5,26
Ammonium (as NH4)	mg/l	0,188 ± 0,00809	0,193	0,001	0,015	103	0,32
Nitrite (as NO2)	mg/l	0,135 ± 0,00404	0,138	0,001	0,00725	102	0,38
Nitrate (as NO3)	mg/l	40,6 ± 0,578	38	0,23	1,04	93,6	-2,51

Parameter	Unit	Target ± CI(99%)	Result	± U	Criteria	Recovery	z-score
Orthophosphate (as PO ₄)	mg/l	0,147 ± 0,00584	0,147	0,0005	0,00871	100	0,00
Sulfate (as SO ₄)	mg/l	68,2 ± 1,14	68,8	0,52	1,86	101	0,34



The following results were achieved:

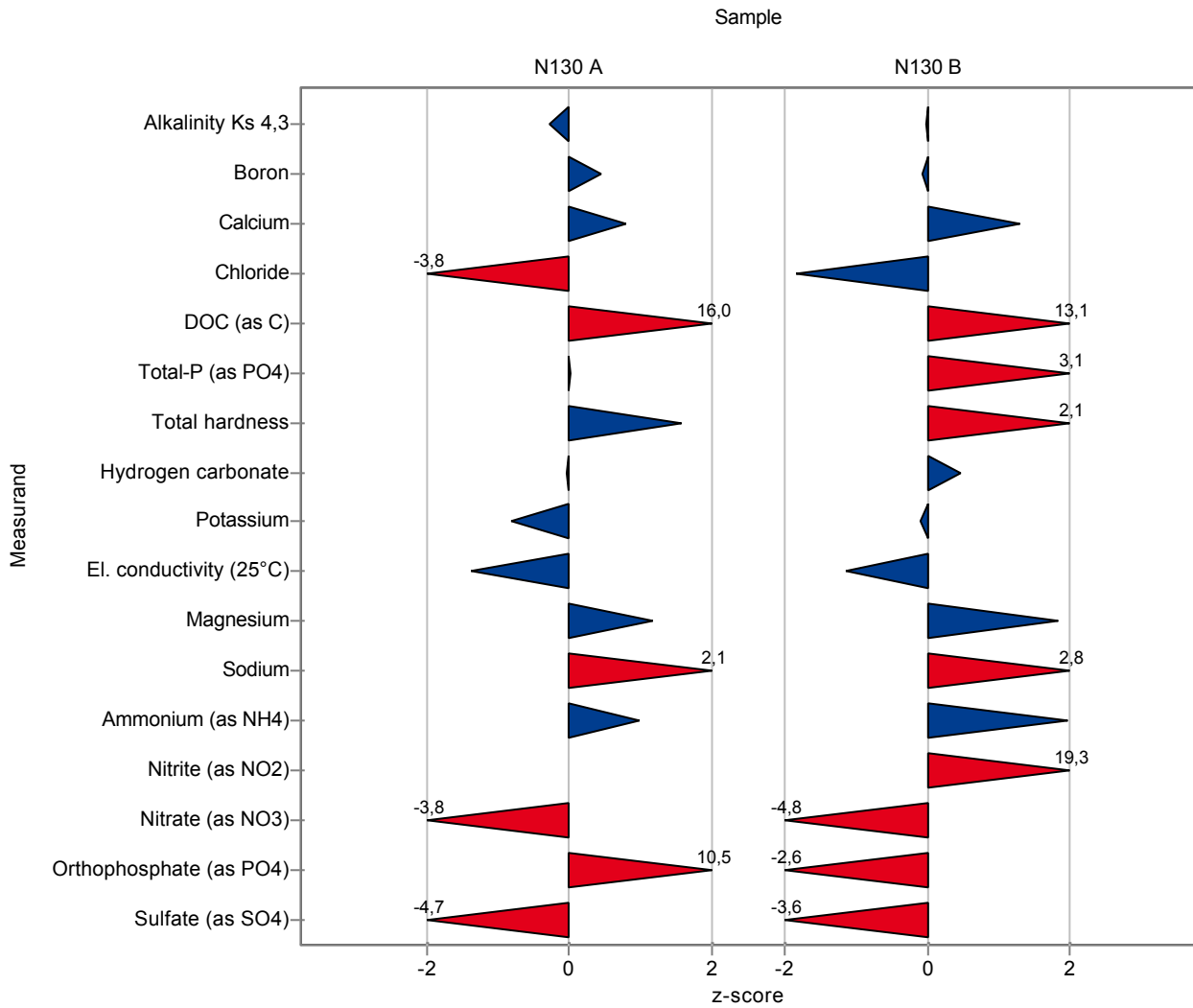
Sample: N130A

Parameter	Unit	Target ± CI(99%)	Result	± U	Criteria	Recovery	z-score
Alkalinity Ks 4,3	mmol/l	6,5 ± 0,0497	6,47666	0,0094	0,0936	99,6	-0,29
Boron	mg/l	0,152 ± 0,00712	0,15637	0,0066	0,00888	103	0,45
Calcium	mg/l	89,9 ± 1,41	91,823	0,0107	2,45	102	0,78
Chloride	mg/l	70,6 ± 0,911	64,6555	0,0178	1,55	91,6	-3,83
DOC (as C)	mg/l	1,14 ± 0,137	4,58125	0,1168	0,215	401	16
Total-P (as PO4)	mg/l	0,0368 ± 0,00447	0,037	1,0344	0,00698	101	0,03
Total hardness	°d	28,5 ± 0,341	29,461	0,02759	0,602	103	1,56
Hydrogen carbonate	mg/l	395 ± 3,29	395,1796	0,0094	5,8	100	-0,03
Potassium	mg/l	3,81 ± 0,0923	3,6835	0,0327	0,16	96,6	-0,82
El. conductivity (25°C)	µS/c	1070 ± 6,85	1053	-	13,1	98,3	-1,38
Magnesium	mg/l	69,1 ± 1,45	72,2005	0,0334	2,7	105	1,16
Sodium	mg/l	35,8 ± 0,735	38,49437	0,041	1,3	108	2,12
Ammonium (as NH4)	mg/l	0,0481 ± 0,0406	0,09	0,1814	0,0428	187	0,98
Nitrite (as NO2)	mg/l	- ± -	0	-	-	-	-
Nitrate (as NO3)	mg/l	64,7 ± 0,999	57,7805	0,0193	1,79	89,3	-3,84
Orthophosphate (as PO4)	mg/l	0,0315 ± 0,00353	0,0855	0,6196	0,00513	271	10,5
Sulfate (as SO4)	mg/l	108 ± 1,55	95,9507	0,0169	2,54	88,9	-4,71

Sample: N130B

Parameter	Unit	Target ± CI(99%)	Result	± U	Criteria	Recovery	z-score
Alkalinity Ks 4,3	mmol/l	4,9 ± 0,038	4,90333	0,0085	0,0717	100	-0,02
Boron	mg/l	0,0915 ± 0,00676	0,091	0,0166	0,00812	99,4	-0,07
Calcium	mg/l	73,1 ± 1,26	75,9536	0,0111	2,22	104	1,3
Chloride	mg/l	48,3 ± 0,893	45,418	0,0126	1,55	94,1	-1,83
DOC (as C)	mg/l	2,3 ± 0,131	4,98025	0,1138	0,205	217	13,1
Total-P (as PO4)	mg/l	0,249 ± 0,00849	0,2889	0,2529	0,013	116	3,09
Total hardness	°d	20,1 ± 0,255	21,0269	0,01012	0,442	105	2,08
Hydrogen carbonate	mg/l	297 ± 3,01	299,1813	0,0085	5,21	101	0,48
Potassium	mg/l	3,01 ± 0,109	2,98925	0,01	0,189	99,5	-0,08
El. conductivity (25°C)	µS/c	778 ± 4,69	768	-	9,12	98,7	-1,14
Magnesium	mg/l	42,7 ± 0,775	45,18875	0,0092	1,37	106	1,84
Sodium	mg/l	25,2 ± 0,566	27,8355	0,0472	0,961	111	2,79
Ammonium (as NH4)	mg/l	0,188 ± 0,00809	0,2175	0,157	0,015	116	1,95
Nitrite (as NO2)	mg/l	0,135 ± 0,00404	0,275	0,0415	0,00725	203	19,3
Nitrate (as NO3)	mg/l	40,6 ± 0,578	35,6565	0,0133	1,04	87,8	-4,77

Parameter	Unit	Target ± CI(99%)	Result	± U	Criteria	Recovery	z-score
Orthophosphate (as PO ₄)	mg/l	0,147 ± 0,00584	0,124	0,1569	0,00871	84,4	-2,64
Sulfate (as SO ₄)	mg/l	68,2 ± 1,14	61,4217	0,0109	1,86	90,1	-3,62



The following results were achieved:

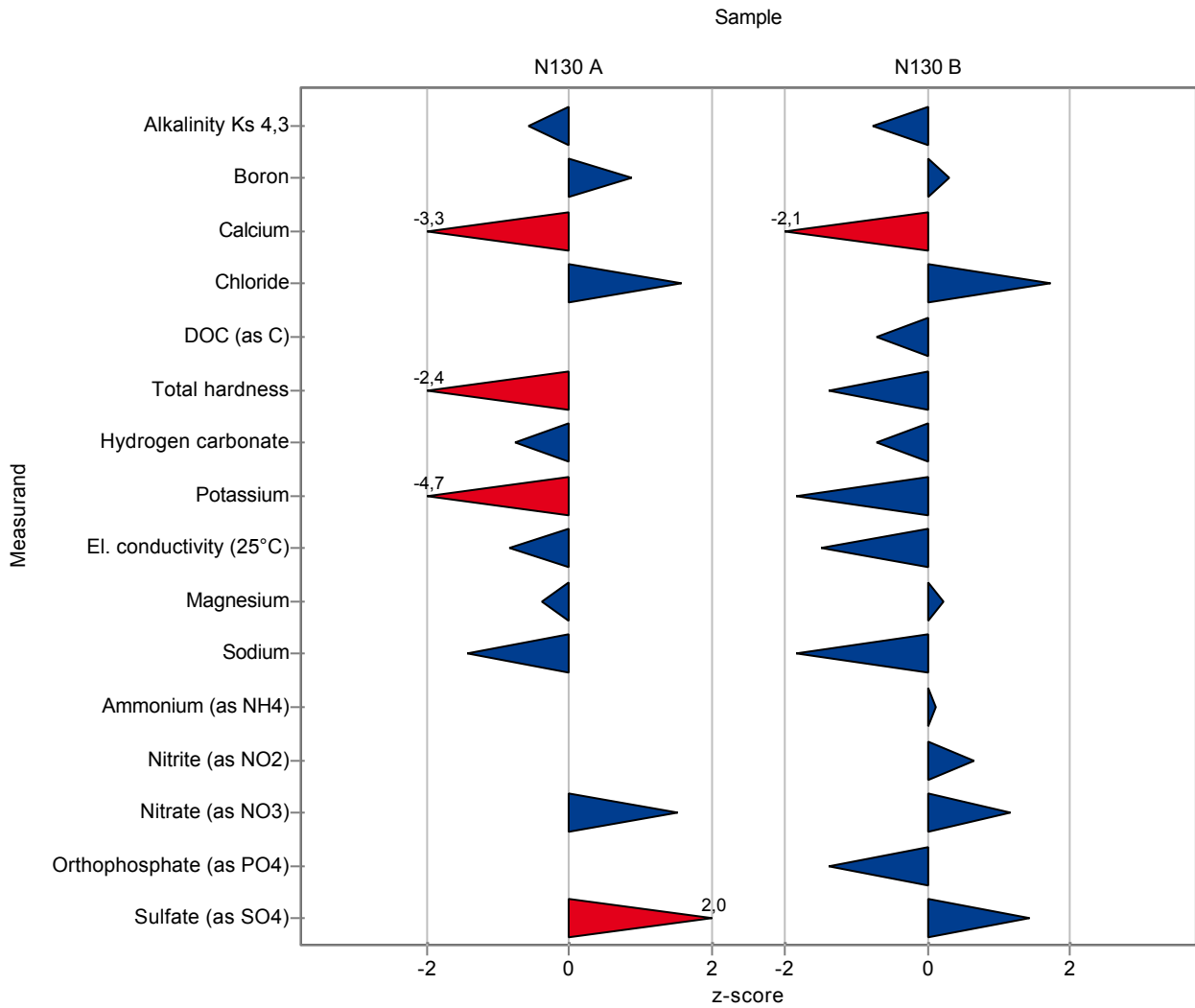
Sample: N130A

Parameter	Unit	Target	± CI(99%)	Result	± U	Criteria	Recovery	z-score
Alkalinity Ks 4,3	mmol/l	6,5	± 0,0497	6,45	0,65	0,0936	99,2	-0,57
Boron	mg/l	0,152	± 0,00712	0,16	0,02	0,00888	105	0,86
Calcium	mg/l	89,9	± 1,41	81,9	8,2	2,45	91,1	-3,27
Chloride	mg/l	70,6	± 0,911	73	7,3	1,55	103	1,55
DOC (as C)	mg/l	1,14	± 0,137	<1 (LOQ)	-	0,215	-	-
Total-P (as PO4)	mg/l	0,0368	± 0,00447	-	-	0,00698	-	-
Total hardness	°d	28,5	± 0,341	27,1	2,8	0,602	95	-2,36
Hydrogen carbonate	mg/l	395	± 3,29	391	40	5,8	98,9	-0,75
Potassium	mg/l	3,81	± 0,0923	3,06	0,31	0,16	80,2	-4,72
El. conductivity (25°C)	µS/c	1070	± 6,85	1060	110	13,1	99	-0,85
Magnesium	mg/l	69,1	± 1,45	68	6,8	2,7	98,5	-0,39
Sodium	mg/l	35,8	± 0,735	33,9	3,4	1,3	94,8	-1,43
Ammonium (as NH4)	mg/l	0,0481	± 0,0406	<0,033 (LOQ)	-	0,0428	-	-
Nitrite (as NO2)	mg/l	-	± -	<0,01 (LOQ)	-	-	-	-
Nitrate (as NO3)	mg/l	64,7	± 0,999	67,4	6,8	1,79	104	1,52
Orthophosphate (as PO4)	mg/l	0,0315	± 0,00353	<0,08 (LOQ)	-	0,00513	-	-
Sulfate (as SO4)	mg/l	108	± 1,55	113	12	2,54	105	2,01

Sample: N130B

Parameter	Unit	Target	± CI(99%)	Result	± U	Criteria	Recovery	z-score
Alkalinity Ks 4,3	mmol/l	4,9	± 0,038	4,85	0,49	0,0717	98,9	-0,76
Boron	mg/l	0,0915	± 0,00676	0,094	0,01	0,00812	103	0,3
Calcium	mg/l	73,1	± 1,26	68,3	6,9	2,22	93,5	-2,15
Chloride	mg/l	48,3	± 0,893	50,9	0,51	1,55	105	1,71
DOC (as C)	mg/l	2,3	± 0,131	2,15	0,22	0,205	93,6	-0,72
Total-P (as PO4)	mg/l	0,249	± 0,00849	-	-	0,013	-	-
Total hardness	°d	20,1	± 0,255	19,5	2	0,442	97	-1,38
Hydrogen carbonate	mg/l	297	± 3,01	293	30	5,21	98,8	-0,71
Potassium	mg/l	3,01	± 0,109	2,66	0,27	0,189	88,5	-1,82
El. conductivity (25°C)	µS/c	778	± 4,69	765	77	9,12	98,3	-1,47
Magnesium	mg/l	42,7	± 0,775	43	0,43	1,37	101	0,24
Sodium	mg/l	25,2	± 0,566	23,4	2,4	0,961	93	-1,82
Ammonium (as NH4)	mg/l	0,188	± 0,00809	0,19	0,02	0,015	101	0,12
Nitrite (as NO2)	mg/l	0,135	± 0,00404	0,14	0,02	0,00725	104	0,66
Nitrate (as NO3)	mg/l	40,6	± 0,578	41,8	4,2	1,04	103	1,15

Parameter	Unit	Target ± CI(99%)	Result	± U	Criteria	Recovery	z-score
Orthophosphate (as PO ₄)	mg/l	0,147 ± 0,00584	0,135	0,02	0,00871	91,9	-1,37
Sulfate (as SO ₄)	mg/l	68,2 ± 1,14	70,8	7,1	1,86	104	1,41



The following results were achieved:

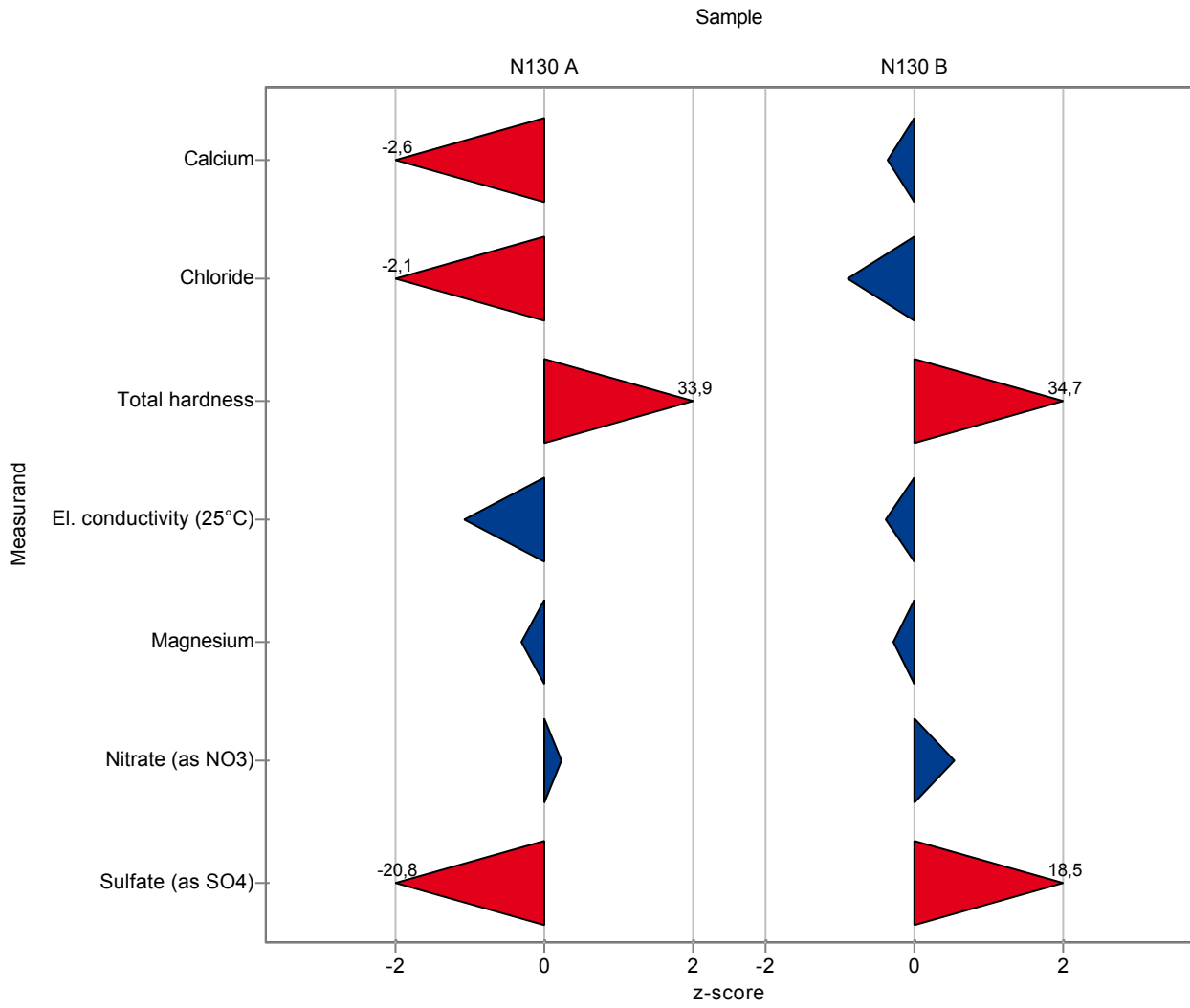
Sample: N130A

Parameter	Unit	Target ± CI(99%)	Result	± U	Criteria	Recovery	z-score
Alkalinity Ks 4,3	mmol/l	6,5 ± 0,0497	-	-	0,0936	-	-
Boron	mg/l	0,152 ± 0,00712	-	-	0,00888	-	-
Calcium	mg/l	89,9 ± 1,41	83,65	0,5	2,45	93	-2,56
Chloride	mg/l	70,6 ± 0,911	67,38	0,5	1,55	95,4	-2,08
DOC (as C)	mg/l	1,14 ± 0,137	-	-	0,215	-	-
Total-P (as PO4)	mg/l	0,0368 ± 0,00447	-	-	0,00698	-	-
Total hardness	°d	28,5 ± 0,341	48,95	0,5	0,602	172	33,9
Hydrogen carbonate	mg/l	395 ± 3,29	-	-	5,8	-	-
Potassium	mg/l	3,81 ± 0,0923	-	-	0,16	-	-
El. conductivity (25°C)	µS/c	1070 ± 6,85	1057	5	13,1	98,7	-1,08
Magnesium	mg/l	69,1 ± 1,45	68,21	0,5	2,7	98,8	-0,32
Sodium	mg/l	35,8 ± 0,735	-	-	1,3	-	-
Ammonium (as NH4)	mg/l	0,0481 ± 0,0406	-	-	0,0428	-	-
Nitrite (as NO2)	mg/l	- ± -	-	-	-	-	-
Nitrate (as NO3)	mg/l	64,7 ± 0,999	65,1	0,5	1,79	101	0,24
Orthophosphate (as PO4)	mg/l	0,0315 ± 0,00353	-	-	0,00513	-	-
Sulfate (as SO4)	mg/l	108 ± 1,55	55,03	0,5	2,54	51	-20,8

Sample: N130B

Parameter	Unit	Target ± CI(99%)	Result	± U	Criteria	Recovery	z-score
Alkalinity Ks 4,3	mmol/l	4,9 ± 0,038	-	-	0,0717	-	-
Boron	mg/l	0,0915 ± 0,00676	-	-	0,00812	-	-
Calcium	mg/l	73,1 ± 1,26	72,26	0,5	2,22	98,9	-0,36
Chloride	mg/l	48,3 ± 0,893	46,86	0,5	1,55	97,1	-0,9
DOC (as C)	mg/l	2,3 ± 0,131	-	-	0,205	-	-
Total-P (as PO4)	mg/l	0,249 ± 0,00849	-	-	0,013	-	-
Total hardness	°d	20,1 ± 0,255	35,45	0,5	0,442	176	34,7
Hydrogen carbonate	mg/l	297 ± 3,01	-	-	5,21	-	-
Potassium	mg/l	3,01 ± 0,109	-	-	0,189	-	-
El. conductivity (25°C)	µS/c	778 ± 4,69	774,8	5	9,12	99,5	-0,4
Magnesium	mg/l	42,7 ± 0,775	42,29	0,5	1,37	99,1	-0,28
Sodium	mg/l	25,2 ± 0,566	-	-	0,961	-	-
Ammonium (as NH4)	mg/l	0,188 ± 0,00809	-	-	0,015	-	-
Nitrite (as NO2)	mg/l	0,135 ± 0,00404	-	-	0,00725	-	-
Nitrate (as NO3)	mg/l	40,6 ± 0,578	41,15	0,5	1,04	101	0,52

Parameter	Unit	Target ± CI(99%)	Result	± U	Criteria	Recovery	z-score
Orthophosphate (as PO ₄)	mg/l	0,147 ± 0,00584	-	-	0,00871	-	-
Sulfate (as SO ₄)	mg/l	68,2 ± 1,14	102,6	0,5	1,86	151	18,5



The following results were achieved:

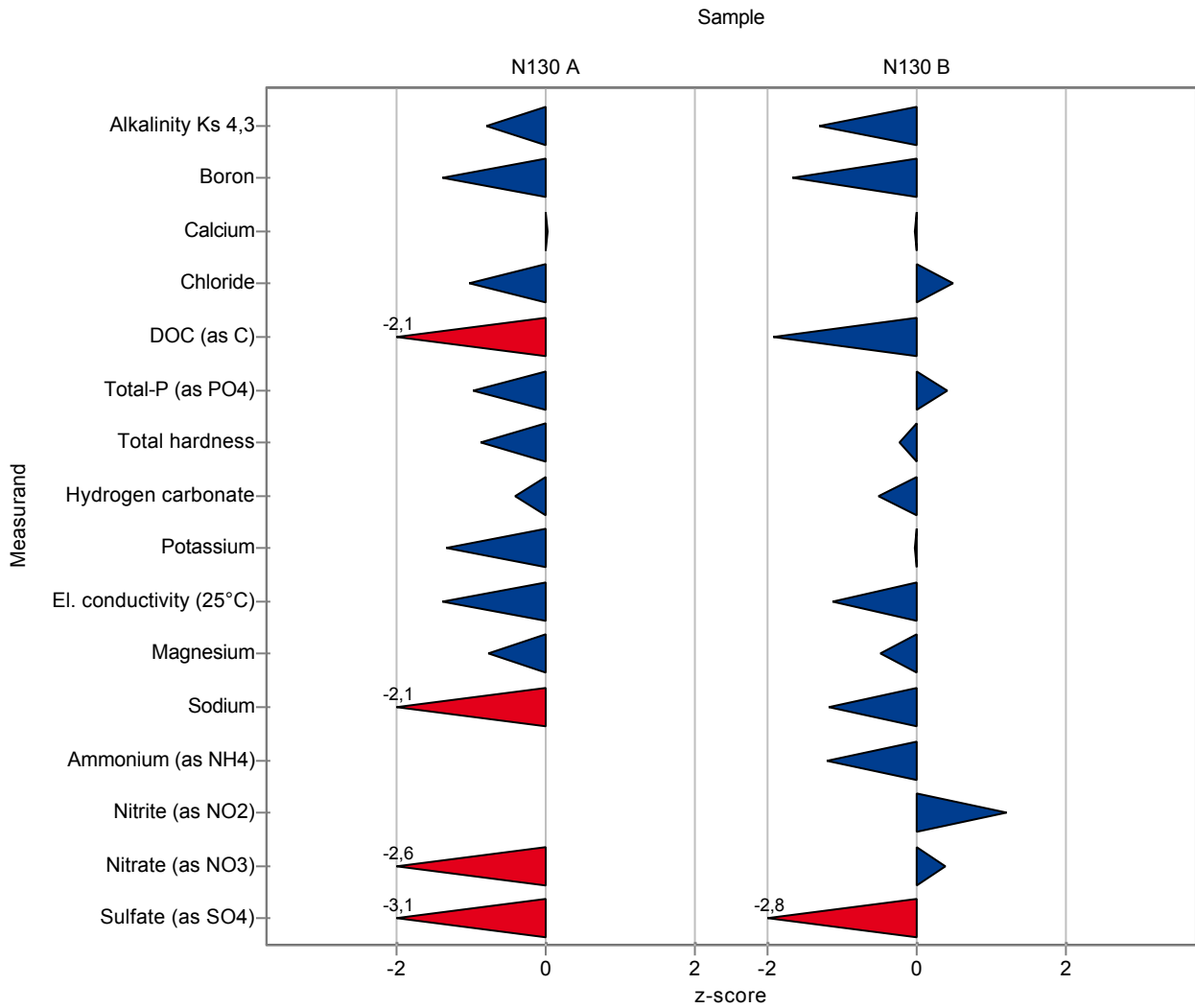
Sample: N130A

Parameter	Unit	Target ± CI(99%)	Result	± U	Criteria	Recovery	z-score
Alkalinity Ks 4,3	mmol/l	6,5 ± 0,0497	6,43	0,7	0,0936	98,9	-0,79
Boron	mg/l	0,152 ± 0,00712	0,14	0,02	0,00888	91,9	-1,39
Calcium	mg/l	89,9 ± 1,41	90	9	2,45	100	0,03
Chloride	mg/l	70,6 ± 0,911	69	7	1,55	97,7	-1,03
DOC (as C)	mg/l	1,14 ± 0,137	0,7	0,1	0,215	61,2	-2,07
Total-P (as PO4)	mg/l	0,0368 ± 0,00447	0,03	0,003	0,00698	81,5	-0,97
Total hardness	°d	28,5 ± 0,341	28	3	0,602	98,2	-0,87
Hydrogen carbonate	mg/l	395 ± 3,29	393	20	5,8	99,4	-0,41
Potassium	mg/l	3,81 ± 0,0923	3,6	0,4	0,16	94,4	-1,34
El. conductivity (25°C)	µS/c	1070 ± 6,85	1053	50	13,1	98,3	-1,38
Magnesium	mg/l	69,1 ± 1,45	67	7	2,7	97	-0,76
Sodium	mg/l	35,8 ± 0,735	33	4	1,3	92,3	-2,12
Ammonium (as NH4)	mg/l	0,0481 ± 0,0406	<0,01 (LOQ)	-	0,0428	-	-
Nitrite (as NO2)	mg/l	- ± -	<0,005 (LOQ)	-	-	-	-
Nitrate (as NO3)	mg/l	64,7 ± 0,999	60	6	1,79	92,8	-2,61
Orthophosphate (as PO4)	mg/l	0,0315 ± 0,00353	<0,1 (LOQ)	-	0,00513	-	-
Sulfate (as SO4)	mg/l	108 ± 1,55	100	10	2,54	92,7	-3,11

Sample: N130B

Parameter	Unit	Target ± CI(99%)	Result	± U	Criteria	Recovery	z-score
Alkalinity Ks 4,3	mmol/l	4,9 ± 0,038	4,81	0,3	0,0717	98,1	-1,32
Boron	mg/l	0,0915 ± 0,00676	0,078	0,008	0,00812	85,2	-1,67
Calcium	mg/l	73,1 ± 1,26	73	8	2,22	99,9	-0,03
Chloride	mg/l	48,3 ± 0,893	49	5	1,55	102	0,48
DOC (as C)	mg/l	2,3 ± 0,131	1,9	0,2	0,205	82,7	-1,94
Total-P (as PO4)	mg/l	0,249 ± 0,00849	0,254	0,03	0,013	102	0,4
Total hardness	°d	20,1 ± 0,255	20	2	0,442	99,5	-0,25
Hydrogen carbonate	mg/l	297 ± 3,01	294	15	5,21	99,1	-0,52
Potassium	mg/l	3,01 ± 0,109	3	0,3	0,189	99,8	-0,03
El. conductivity (25°C)	µS/c	778 ± 4,69	768	40	9,12	98,7	-1,14
Magnesium	mg/l	42,7 ± 0,775	42	5	1,37	98,4	-0,49
Sodium	mg/l	25,2 ± 0,566	24	3	0,961	95,4	-1,2
Ammonium (as NH4)	mg/l	0,188 ± 0,00809	0,17	0,04	0,015	90,3	-1,21
Nitrite (as NO2)	mg/l	0,135 ± 0,00404	0,144	0,02	0,00725	106	1,21
Nitrate (as NO3)	mg/l	40,6 ± 0,578	41	4	1,04	101	0,38

Parameter	Unit	Target ± CI(99%)	Result	± U	Criteria	Recovery	z-score
Orthophosphate (as PO ₄)	mg/l	0,147 ± 0,00584	<0,1 (LOQ)	-	0,00871	-	-
Sulfate (as SO ₄)	mg/l	68,2 ± 1,14	63	6	1,86	92,4	-2,78



The following results were achieved:

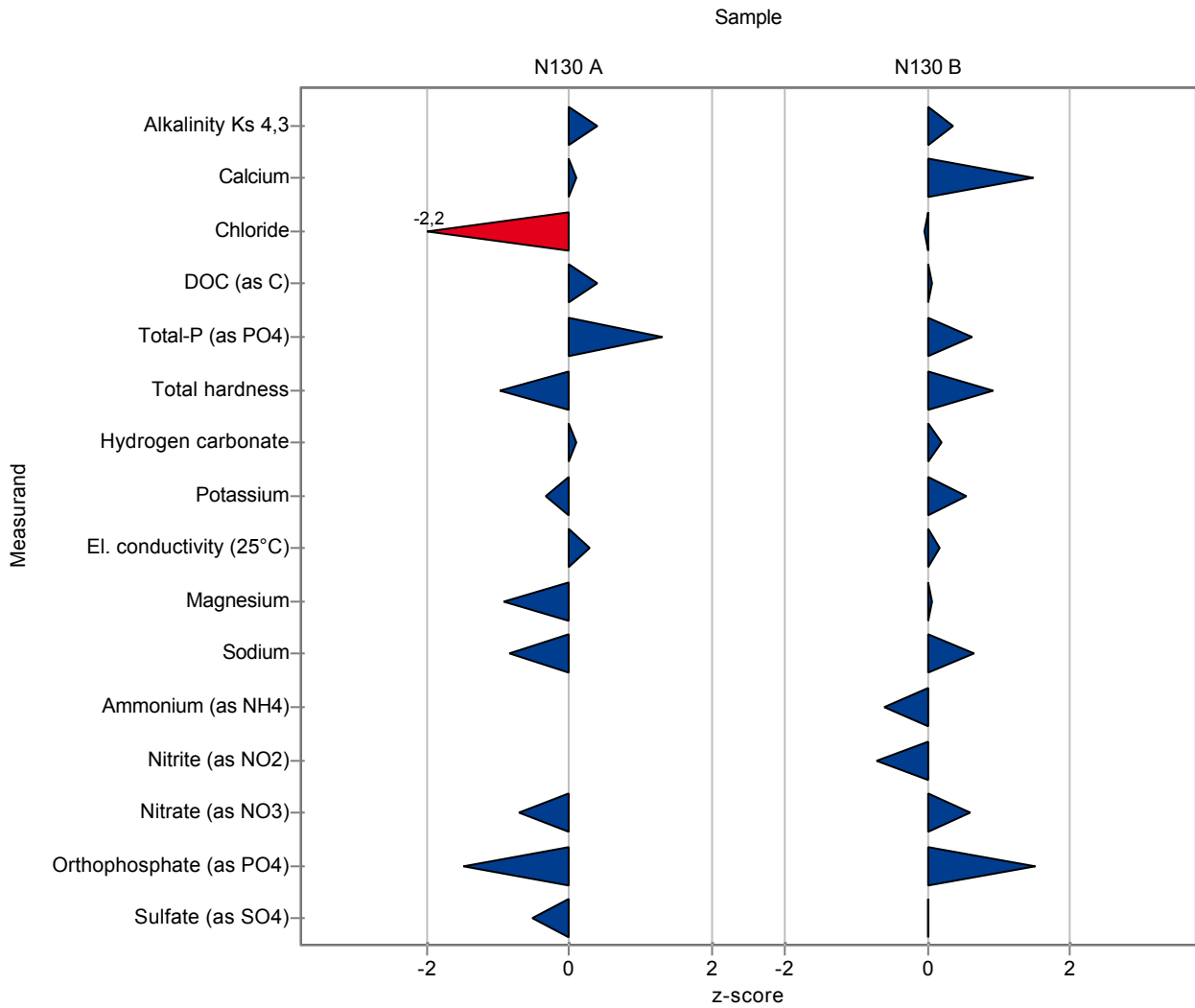
Sample: N130A

Parameter	Unit	Target ± CI(99%)	Result	± U	Criteria	Recovery	z-score
Alkalinity Ks 4,3	mmol/l	6,5 ± 0,0497	6,54	0,6	0,0936	101	0,39
Boron	mg/l	0,152 ± 0,00712	-	-	0,00888	-	-
Calcium	mg/l	89,9 ± 1,41	90,15	9	2,45	100	0,1
Chloride	mg/l	70,6 ± 0,911	67,21	6,7	1,55	95,2	-2,19
DOC (as C)	mg/l	1,14 ± 0,137	1,23	0,12	0,215	108	0,4
Total-P (as PO4)	mg/l	0,0368 ± 0,00447	0,0459	0,005	0,00698	125	1,3
Total hardness	°d	28,5 ± 0,341	27,94	-	0,602	98	-0,97
Hydrogen carbonate	mg/l	395 ± 3,29	395,96	-	5,8	100	0,1
Potassium	mg/l	3,81 ± 0,0923	3,76	0,35	0,16	98,6	-0,34
El. conductivity (25°C)	µS/c	1070 ± 6,85	1075	4,51	13,1	100	0,29
Magnesium	mg/l	69,1 ± 1,45	66,61	6,5	2,7	96,5	-0,91
Sodium	mg/l	35,8 ± 0,735	34,65	3,5	1,3	96,9	-0,85
Ammonium (as NH4)	mg/l	0,0481 ± 0,0406	<0,009 (LOQ)	-	0,0428	-	-
Nitrite (as NO2)	mg/l	- ± -	<0,0033	-	-	-	-
Nitrate (as NO3)	mg/l	64,7 ± 0,999	63,4	0,6	1,79	98	-0,71
Orthophosphate (as PO4)	mg/l	0,0315 ± 0,00353	0,024	0,0024	0,00513	76,1	-1,47
Sulfate (as SO4)	mg/l	108 ± 1,55	106,57	9,5	2,54	98,8	-0,53

Sample: N130B

Parameter	Unit	Target ± CI(99%)	Result	± U	Criteria	Recovery	z-score
Alkalinity Ks 4,3	mmol/l	4,9 ± 0,038	4,93	0,5	0,0717	101	0,35
Boron	mg/l	0,0915 ± 0,00676	-	-	0,00812	-	-
Calcium	mg/l	73,1 ± 1,26	76,34	7,5	2,22	104	1,47
Chloride	mg/l	48,3 ± 0,893	48,19	4,4	1,55	99,9	-0,04
DOC (as C)	mg/l	2,3 ± 0,131	2,31	0,23	0,205	101	0,06
Total-P (as PO4)	mg/l	0,249 ± 0,00849	0,257	0,026	0,013	103	0,63
Total hardness	°d	20,1 ± 0,255	20,52	-	0,442	102	0,93
Hydrogen carbonate	mg/l	297 ± 3,01	297,73	-	5,21	100	0,2
Potassium	mg/l	3,01 ± 0,109	3,11	2,9	0,189	103	0,55
El. conductivity (25°C)	µS/c	778 ± 4,69	780	4,51	9,12	100	0,17
Magnesium	mg/l	42,7 ± 0,775	42,78	4	1,37	100	0,08
Sodium	mg/l	25,2 ± 0,566	25,79	2,6	0,961	103	0,66
Ammonium (as NH4)	mg/l	0,188 ± 0,00809	0,179	0,018	0,015	95,1	-0,61
Nitrite (as NO2)	mg/l	0,135 ± 0,00404	0,13	0,013	0,00725	96,1	-0,72
Nitrate (as NO3)	mg/l	40,6 ± 0,578	41,22	4	1,04	102	0,59

Parameter	Unit	Target ± CI(99%)	Result	± U	Criteria	Recovery	z-score
Orthophosphate (as PO ₄)	mg/l	0,147 ± 0,00584	0,16	0,016	0,00871	109	1,5
Sulfate (as SO ₄)	mg/l	68,2 ± 1,14	68,2	6,6	1,86	100	0,02



The following results were achieved:

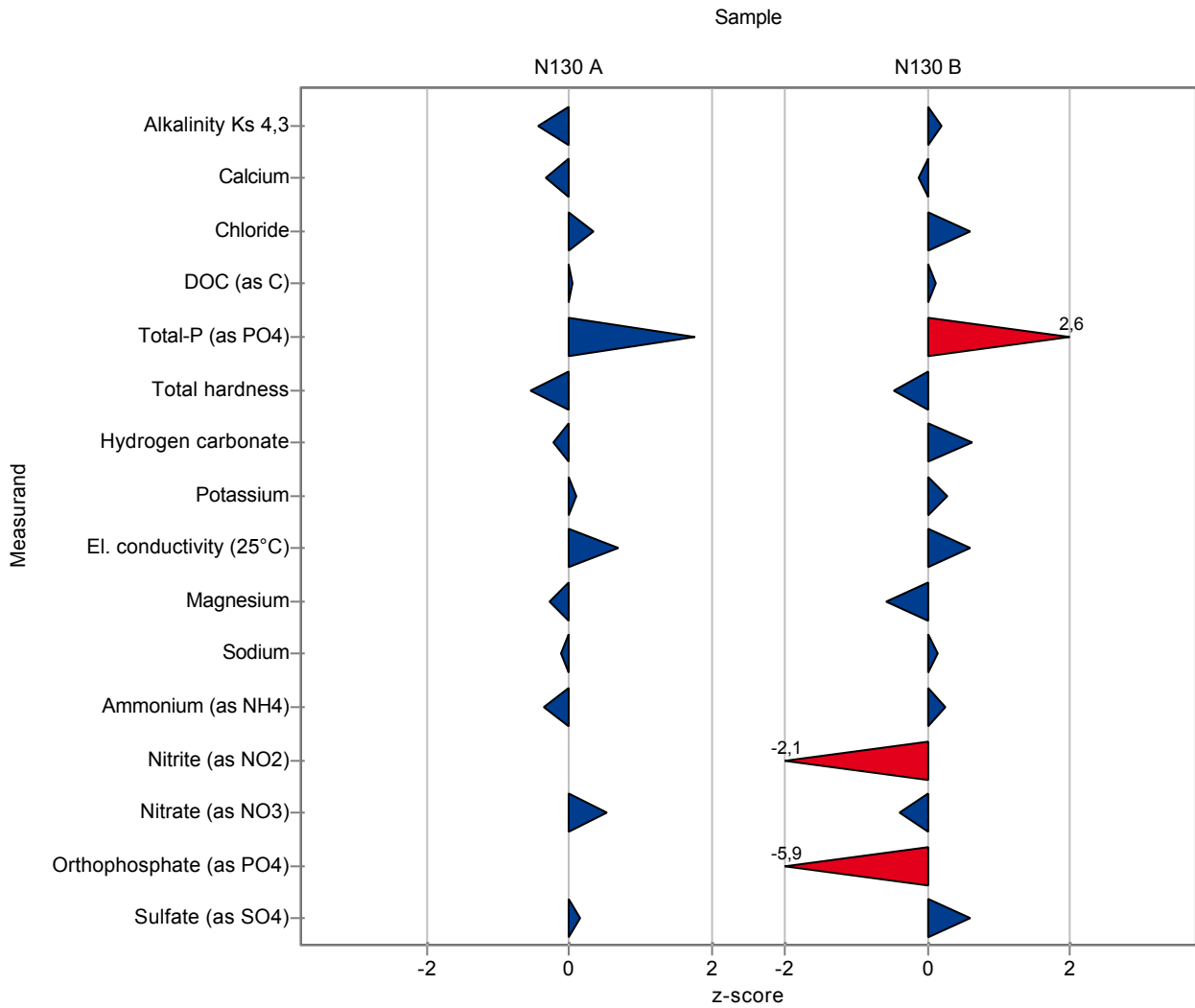
Sample: N130A

Parameter	Unit	Target ± CI(99%)	Result	± U	Criteria	Recovery	z-score
Alkalinity Ks 4,3	mmol/l	6,5 ± 0,0497	6,463	0,646	0,0936	99,4	-0,44
Boron	mg/l	0,152 ± 0,00712	-	-	0,00888	-	-
Calcium	mg/l	89,9 ± 1,41	89,1	15,1	2,45	99,1	-0,33
Chloride	mg/l	70,6 ± 0,911	71,1	5	1,55	101	0,33
DOC (as C)	mg/l	1,14 ± 0,137	1,15	0,09	0,215	101	0,03
Total-P (as PO4)	mg/l	0,0368 ± 0,00447	0,049	0,015	0,00698	133	1,75
Total hardness	°d	28,5 ± 0,341	28,2	5,9	0,602	98,9	-0,54
Hydrogen carbonate	mg/l	395 ± 3,29	394	39	5,8	99,7	-0,23
Potassium	mg/l	3,81 ± 0,0923	3,83	0,31	0,16	100	0,1
El. conductivity (25°C)	µS/c	1070 ± 6,85	1080	22	13,1	101	0,68
Magnesium	mg/l	69,1 ± 1,45	68,3	8,2	2,7	98,9	-0,28
Sodium	mg/l	35,8 ± 0,735	35,6	3,2	1,3	99,6	-0,12
Ammonium (as NH4)	mg/l	0,0481 ± 0,0406	0,033	0,01	0,0428	68,6	-0,35
Nitrite (as NO2)	mg/l	- ± -	<0,02 (LOQ)	-	-	-	-
Nitrate (as NO3)	mg/l	64,7 ± 0,999	65,6	3,9	1,79	101	0,51
Orthophosphate (as PO4)	mg/l	0,0315 ± 0,00353	<0,04 (LOQ)	-	0,00513	-	-
Sulfate (as SO4)	mg/l	108 ± 1,55	108,3	6,5	2,54	100	0,16

Sample: N130B

Parameter	Unit	Target ± CI(99%)	Result	± U	Criteria	Recovery	z-score
Alkalinity Ks 4,3	mmol/l	4,9 ± 0,038	4,918	0,492	0,0717	100	0,19
Boron	mg/l	0,0915 ± 0,00676	-	-	0,00812	-	-
Calcium	mg/l	73,1 ± 1,26	72,8	12,4	2,22	99,6	-0,12
Chloride	mg/l	48,3 ± 0,893	49,2	3,4	1,55	102	0,61
DOC (as C)	mg/l	2,3 ± 0,131	2,32	0,19	0,205	101	0,11
Total-P (as PO4)	mg/l	0,249 ± 0,00849	0,282	0,085	0,013	113	2,56
Total hardness	°d	20,1 ± 0,255	19,9	4,1	0,442	99	-0,47
Hydrogen carbonate	mg/l	297 ± 3,01	300	30	5,21	101	0,63
Potassium	mg/l	3,01 ± 0,109	3,06	0,24	0,189	102	0,29
El. conductivity (25°C)	µS/c	778 ± 4,69	784	16	9,12	101	0,61
Magnesium	mg/l	42,7 ± 0,775	41,9	5	1,37	98,2	-0,57
Sodium	mg/l	25,2 ± 0,566	25,3	2	0,961	101	0,15
Ammonium (as NH4)	mg/l	0,188 ± 0,00809	0,192	0,031	0,015	102	0,26
Nitrite (as NO2)	mg/l	0,135 ± 0,00404	0,12	0,012	0,00725	88,7	-2,1
Nitrate (as NO3)	mg/l	40,6 ± 0,578	40,2	4,8	1,04	99	-0,39

Parameter	Unit	Target ± CI(99%)	Result	± U	Criteria	Recovery	z-score
Orthophosphate (as PO ₄)	mg/l	0,147 ± 0,00584	0,096	0,012	0,00871	65,3	-5,85
Sulfate (as SO ₄)	mg/l	68,2 ± 1,14	69,3	4,2	1,86	102	0,61



The following results were achieved:

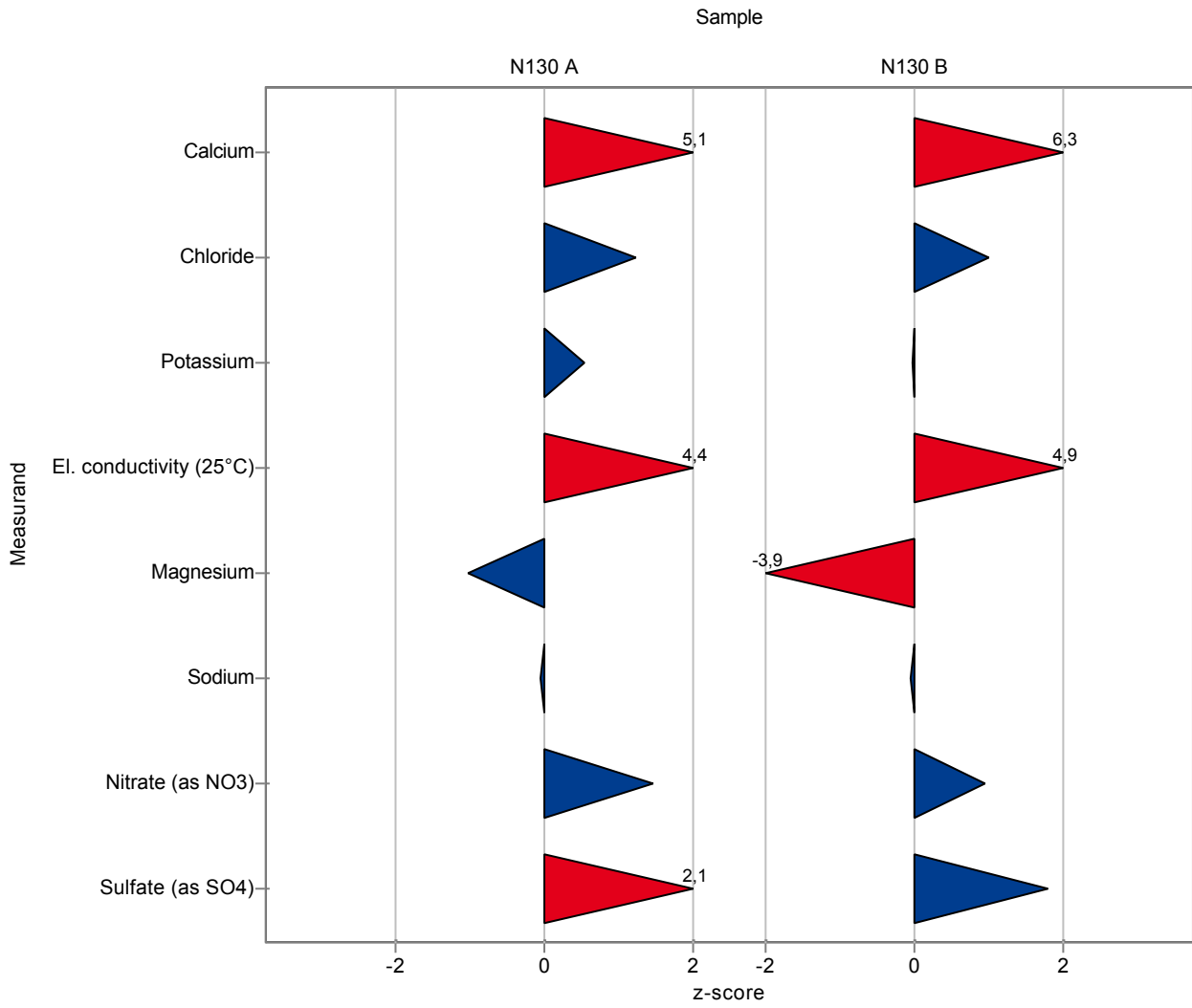
Sample: N130A

Parameter	Unit	Target ± CI(99%)	Result	± U	Criteria	Recovery	z-score
Alkalinity Ks 4,3	mmol/l	6,5 ± 0,0497	-	-	0,0936	-	-
Boron	mg/l	0,152 ± 0,00712	-	-	0,00888	-	-
Calcium	mg/l	89,9 ± 1,41	102,4	-	2,45	114	5,1
Chloride	mg/l	70,6 ± 0,911	72,5	-	1,55	103	1,23
DOC (as C)	mg/l	1,14 ± 0,137	-	-	0,215	-	-
Total-P (as PO4)	mg/l	0,0368 ± 0,00447	-	-	0,00698	-	-
Total hardness	°d	28,5 ± 0,341	-	-	0,602	-	-
Hydrogen carbonate	mg/l	395 ± 3,29	-	-	5,8	-	-
Potassium	mg/l	3,81 ± 0,0923	3,9	-	0,16	102	0,54
El. conductivity (25°C)	µS/c	1070 ± 6,85	1129	-	13,1	105	4,41
Magnesium	mg/l	69,1 ± 1,45	66,3	-	2,7	96	-1,02
Sodium	mg/l	35,8 ± 0,735	35,7	-	1,3	99,9	-0,04
Ammonium (as NH4)	mg/l	0,0481 ± 0,0406	-	-	0,0428	-	-
Nitrite (as NO2)	mg/l	- ± -	-	-	-	-	-
Nitrate (as NO3)	mg/l	64,7 ± 0,999	67,3	-	1,79	104	1,46
Orthophosphate (as PO4)	mg/l	0,0315 ± 0,00353	-	-	0,00513	-	-
Sulfate (as SO4)	mg/l	108 ± 1,55	113,2	-	2,54	105	2,09

Sample: N130B

Parameter	Unit	Target ± CI(99%)	Result	± U	Criteria	Recovery	z-score
Alkalinity Ks 4,3	mmol/l	4,9 ± 0,038	-	-	0,0717	-	-
Boron	mg/l	0,0915 ± 0,00676	-	-	0,00812	-	-
Calcium	mg/l	73,1 ± 1,26	87	-	2,22	119	6,28
Chloride	mg/l	48,3 ± 0,893	49,8	-	1,55	103	1
DOC (as C)	mg/l	2,3 ± 0,131	-	-	0,205	-	-
Total-P (as PO4)	mg/l	0,249 ± 0,00849	-	-	0,013	-	-
Total hardness	°d	20,1 ± 0,255	-	-	0,442	-	-
Hydrogen carbonate	mg/l	297 ± 3,01	-	-	5,21	-	-
Potassium	mg/l	3,01 ± 0,109	3	-	0,189	99,8	-0,03
El. conductivity (25°C)	µS/c	778 ± 4,69	823	-	9,12	106	4,89
Magnesium	mg/l	42,7 ± 0,775	37,3	-	1,37	87,4	-3,93
Sodium	mg/l	25,2 ± 0,566	25,1	-	0,961	99,8	-0,05
Ammonium (as NH4)	mg/l	0,188 ± 0,00809	-	-	0,015	-	-
Nitrite (as NO2)	mg/l	0,135 ± 0,00404	-	-	0,00725	-	-
Nitrate (as NO3)	mg/l	40,6 ± 0,578	41,6	-	1,04	102	0,96

Parameter	Unit	Target ± CI(99%)	Result	± U	Criteria	Recovery	z-score
Orthophosphate (as PO ₄)	mg/l	0,147 ± 0,00584	-	-	0,00871	-	-
Sulfate (as SO ₄)	mg/l	68,2 ± 1,14	71,5	-	1,86	105	1,79



The following results were achieved:

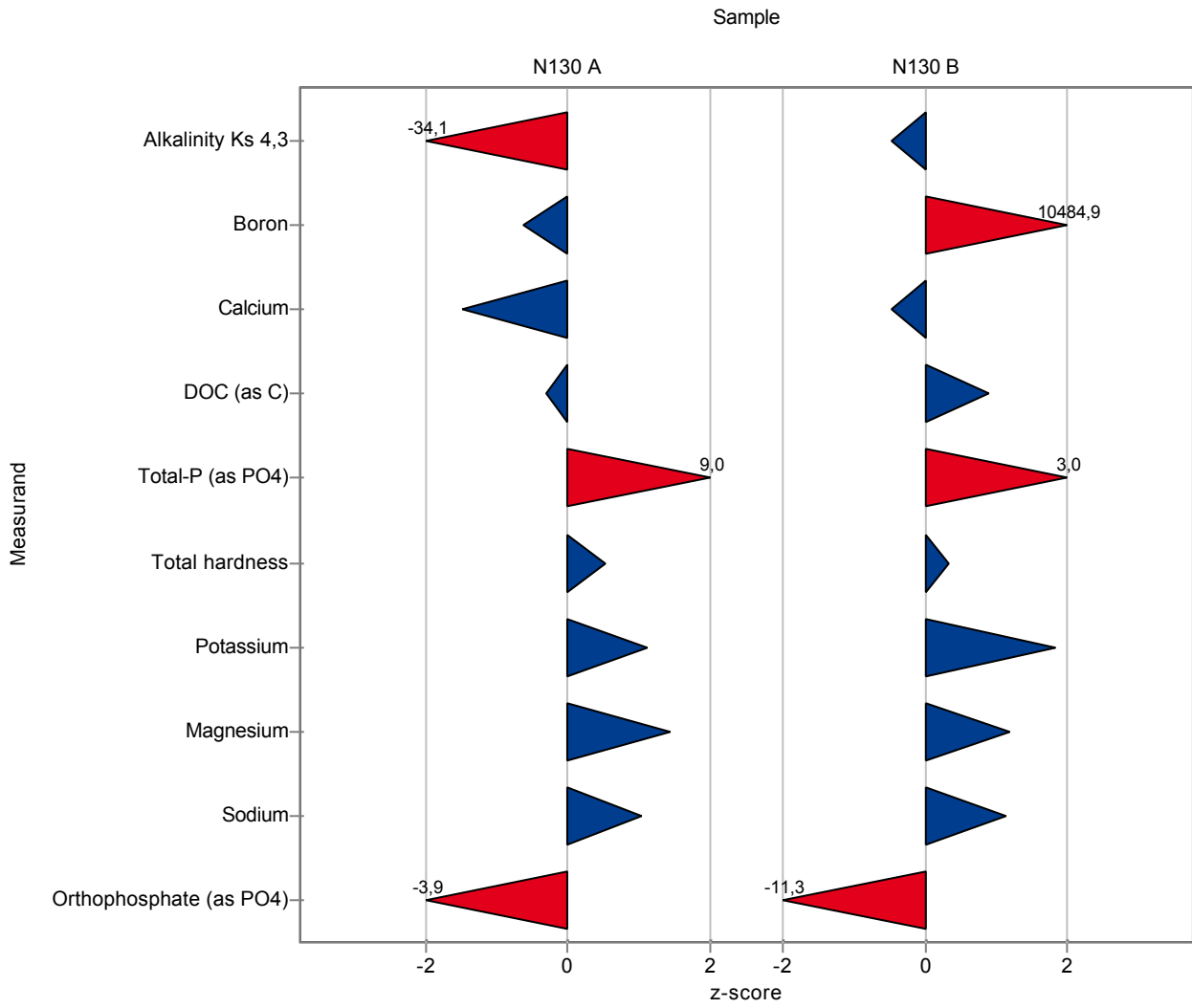
Sample: N130A

Parameter	Unit	Target ± CI(99%)	Result	± U	Criteria	Recovery	z-score
Alkalinity Ks 4,3	mmol/l	6,5 ± 0,0497	3,31	0,19	0,0936	50,9	-34,1
Boron	mg/l	0,152 ± 0,00712	0,1467	0,0273	0,00888	96,3	-0,64
Calcium	mg/l	89,9 ± 1,41	86,3	9,1	2,45	96	-1,48
Chloride	mg/l	70,6 ± 0,911	-	-	1,55	-	-
DOC (as C)	mg/l	1,14 ± 0,137	1,08	0,44	0,215	94,4	-0,3
Total-P (as PO4)	mg/l	0,0368 ± 0,00447	0,0998	0,0163	0,00698	271	9,02
Total hardness	°d	28,5 ± 0,341	28,84	1,1	0,602	101	0,53
Hydrogen carbonate	mg/l	395 ± 3,29	-	-	5,8	-	-
Potassium	mg/l	3,81 ± 0,0923	3,991	0,8	0,16	105	1,11
El. conductivity (25°C)	µS/c	1070 ± 6,85	-	-	13,1	-	-
Magnesium	mg/l	69,1 ± 1,45	72,9	22,7	2,7	106	1,42
Sodium	mg/l	35,8 ± 0,735	37,1	4,47	1,3	104	1,04
Ammonium (as NH4)	mg/l	0,0481 ± 0,0406	-	-	0,0428	-	-
Nitrite (as NO2)	mg/l	- ± -	-	-	-	-	-
Nitrate (as NO3)	mg/l	64,7 ± 0,999	-	-	1,79	-	-
Orthophosphate (as PO4)	mg/l	0,0315 ± 0,00353	0,0114	0,0009	0,00513	36,1	-3,93
Sulfate (as SO4)	mg/l	108 ± 1,55	-	-	2,54	-	-

Sample: N130B

Parameter	Unit	Target ± CI(99%)	Result	± U	Criteria	Recovery	z-score
Alkalinity Ks 4,3	mmol/l	4,9 ± 0,038	4,87	0,28	0,0717	99,3	-0,48
Boron	mg/l	0,0915 ± 0,00676	85,23	15,84	0,00812	93100	10500
Calcium	mg/l	73,1 ± 1,26	72	7,6	2,22	98,5	-0,48
Chloride	mg/l	48,3 ± 0,893	-	-	1,55	-	-
DOC (as C)	mg/l	2,3 ± 0,131	2,48	1,02	0,205	108	0,89
Total-P (as PO4)	mg/l	0,249 ± 0,00849	0,2878	0,0471	0,013	116	3,01
Total hardness	°d	20,1 ± 0,255	20,25	0,77	0,442	101	0,32
Hydrogen carbonate	mg/l	297 ± 3,01	-	-	5,21	-	-
Potassium	mg/l	3,01 ± 0,109	3,353	0,672	0,189	112	1,84
El. conductivity (25°C)	µS/c	778 ± 4,69	-	-	9,12	-	-
Magnesium	mg/l	42,7 ± 0,775	44,3	13,8	1,37	104	1,19
Sodium	mg/l	25,2 ± 0,566	26,25	3,16	0,961	104	1,14
Ammonium (as NH4)	mg/l	0,188 ± 0,00809	-	-	0,015	-	-
Nitrite (as NO2)	mg/l	0,135 ± 0,00404	-	-	0,00725	-	-
Nitrate (as NO3)	mg/l	40,6 ± 0,578	-	-	1,04	-	-

Parameter	Unit	Target ± CI(99%)	Result	± U	Criteria	Recovery	z-score
Orthophosphate (as PO ₄)	mg/l	0,147 ± 0,00584	0,0488	0,0038	0,00871	33,2	-11,3
Sulfate (as SO ₄)	mg/l	68,2 ± 1,14	-	-	1,86	-	-



The following results were achieved:

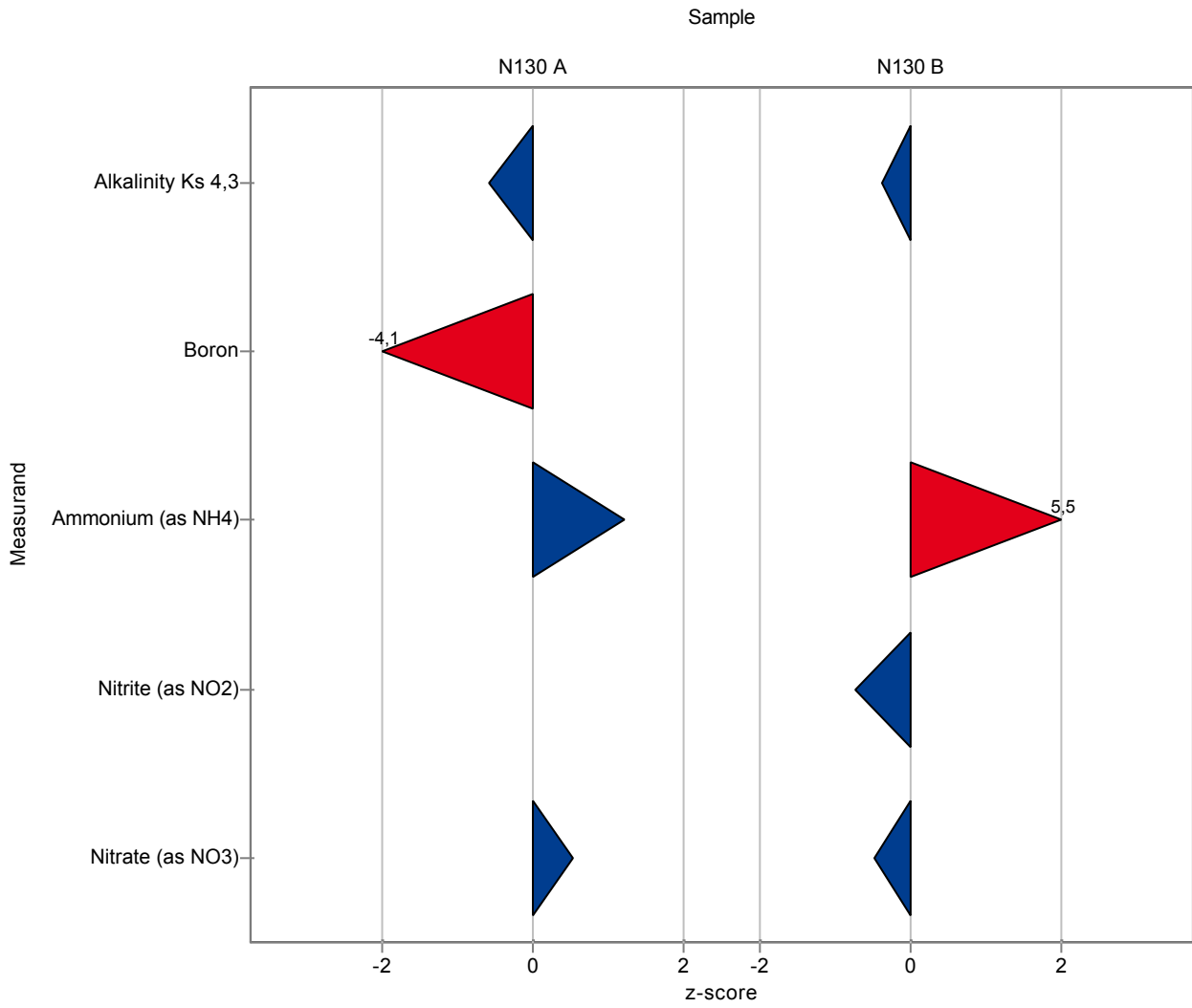
Sample: N130A

Parameter	Unit	Target	± CI(99%)	Result	± U	Criteria	Recovery	z-score
Alkalinity Ks 4,3	mmol/l	6,5	± 0,0497	6,45	-	0,0936	99,2	-0,57
Boron	mg/l	0,152	± 0,00712	0,116	-	0,00888	76,1	-4,09
Calcium	mg/l	89,9	± 1,41	-	-	2,45	-	-
Chloride	mg/l	70,6	± 0,911	-	-	1,55	-	-
DOC (as C)	mg/l	1,14	± 0,137	-	-	0,215	-	-
Total-P (as PO4)	mg/l	0,0368	± 0,00447	-	-	0,00698	-	-
Total hardness	°d	28,5	± 0,341	-	-	0,602	-	-
Hydrogen carbonate	mg/l	395	± 3,29	-	-	5,8	-	-
Potassium	mg/l	3,81	± 0,0923	-	-	0,16	-	-
El. conductivity (25°C)	µS/c	1070	± 6,85	-	-	13,1	-	-
Magnesium	mg/l	69,1	± 1,45	-	-	2,7	-	-
Sodium	mg/l	35,8	± 0,735	-	-	1,3	-	-
Ammonium (as NH4)	mg/l	0,0481	± 0,0406	0,1	-	0,0428	208	1,21
Nitrite (as NO2)	mg/l	-	± -	<0,02 (LOQ)	-	-	-	-
Nitrate (as NO3)	mg/l	64,7	± 0,999	65,6	-	1,79	101	0,51
Orthophosphate (as PO4)	mg/l	0,0315	± 0,00353	-	-	0,00513	-	-
Sulfate (as SO4)	mg/l	108	± 1,55	-	-	2,54	-	-

Sample: N130B

Parameter	Unit	Target	± CI(99%)	Result	± U	Criteria	Recovery	z-score
Alkalinity Ks 4,3	mmol/l	4,9	± 0,038	4,878	-	0,0717	99,5	-0,37
Boron	mg/l	0,0915	± 0,00676	<0,1 (LOQ)	-	0,00812	-	-
Calcium	mg/l	73,1	± 1,26	-	-	2,22	-	-
Chloride	mg/l	48,3	± 0,893	-	-	1,55	-	-
DOC (as C)	mg/l	2,3	± 0,131	-	-	0,205	-	-
Total-P (as PO4)	mg/l	0,249	± 0,00849	-	-	0,013	-	-
Total hardness	°d	20,1	± 0,255	-	-	0,442	-	-
Hydrogen carbonate	mg/l	297	± 3,01	-	-	5,21	-	-
Potassium	mg/l	3,01	± 0,109	-	-	0,189	-	-
El. conductivity (25°C)	µS/c	778	± 4,69	-	-	9,12	-	-
Magnesium	mg/l	42,7	± 0,775	-	-	1,37	-	-
Sodium	mg/l	25,2	± 0,566	-	-	0,961	-	-
Ammonium (as NH4)	mg/l	0,188	± 0,00809	0,27	-	0,015	143	5,45
Nitrite (as NO2)	mg/l	0,135	± 0,00404	0,13	-	0,00725	96,1	-0,72
Nitrate (as NO3)	mg/l	40,6	± 0,578	40,1	-	1,04	98,8	-0,49

Parameter	Unit	Target ± CI(99%)	Result	± U	Criteria	Recovery	z-score
Orthophosphate (as PO ₄)	mg/l	0,147 ± 0,00584	-	-	0,00871	-	-
Sulfate (as SO ₄)	mg/l	68,2 ± 1,14	-	-	1,86	-	-



The following results were achieved:

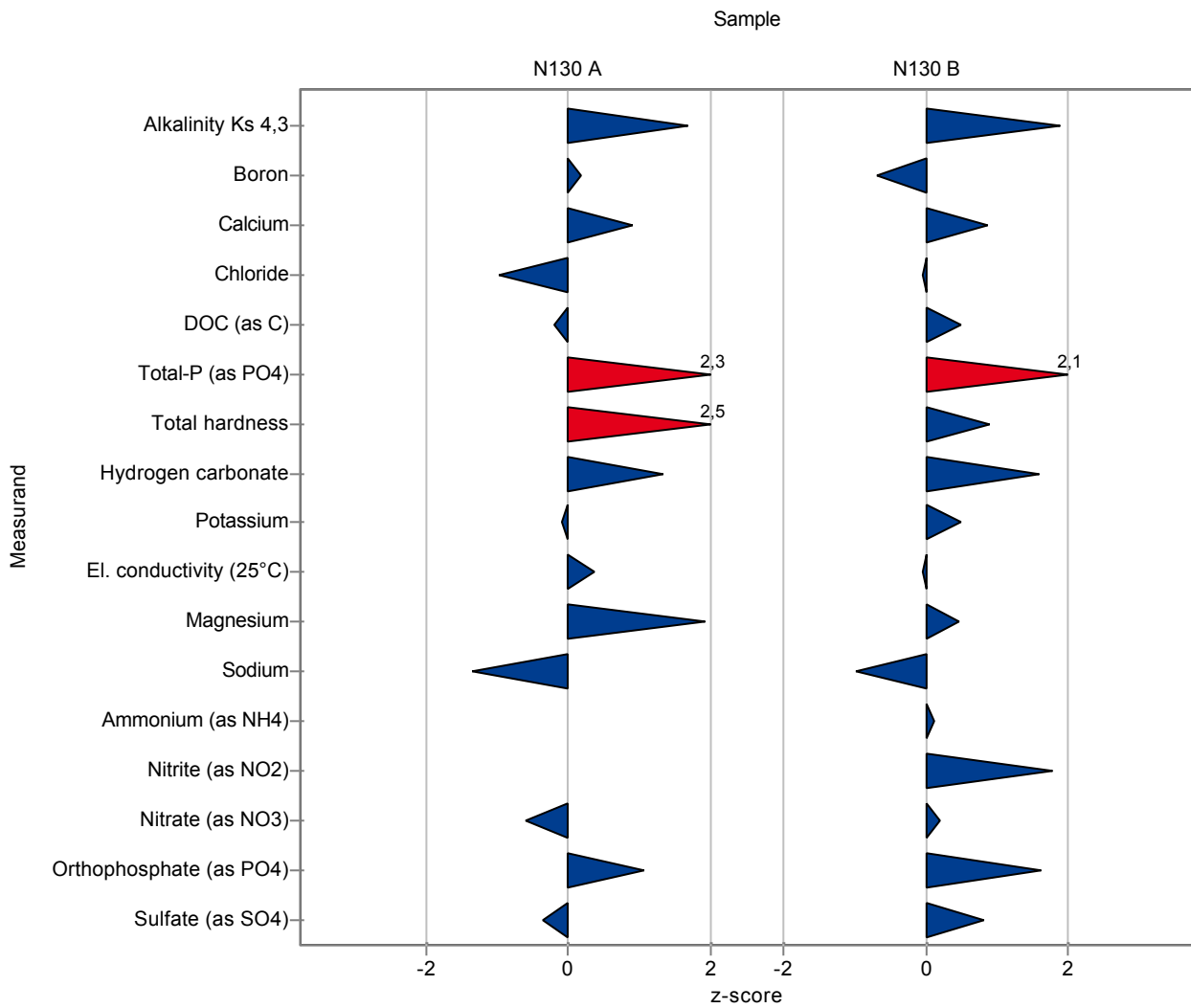
Sample: N130A

Parameter	Unit	Target ± CI(99%)	Result	± U	Criteria	Recovery	z-score
Alkalinity Ks 4,3	mmol/l	6,5 ± 0,0497	6,66	0,33	0,0936	102	1,67
Boron	mg/l	0,152 ± 0,00712	0,154	0,008	0,00888	101	0,18
Calcium	mg/l	89,9 ± 1,41	92,1	4,6	2,45	102	0,89
Chloride	mg/l	70,6 ± 0,911	69,1	3,5	1,55	97,9	-0,96
DOC (as C)	mg/l	1,14 ± 0,137	1,1	0,1	0,215	96,2	-0,2
Total-P (as PO4)	mg/l	0,0368 ± 0,00447	0,053	0,005	0,00698	144	2,32
Total hardness	°d	28,5 ± 0,341	30	1,5	0,602	105	2,45
Hydrogen carbonate	mg/l	395 ± 3,29	403	20	5,8	102	1,32
Potassium	mg/l	3,81 ± 0,0923	3,8	0,2	0,16	99,6	-0,09
El. conductivity (25°C)	µS/c	1070 ± 6,85	1076	22	13,1	100	0,37
Magnesium	mg/l	69,1 ± 1,45	74,2	3,7	2,7	107	1,91
Sodium	mg/l	35,8 ± 0,735	34	1,7	1,3	95,1	-1,35
Ammonium (as NH4)	mg/l	0,0481 ± 0,0406	<0,01 (LOQ)	-	0,0428	-	-
Nitrite (as NO2)	mg/l	- ± -	<0,005 (LOQ)	-	-	-	-
Nitrate (as NO3)	mg/l	64,7 ± 0,999	63,6	3,2	1,79	98,3	-0,6
Orthophosphate (as PO4)	mg/l	0,0315 ± 0,00353	0,037	0,004	0,00513	117	1,06
Sulfate (as SO4)	mg/l	108 ± 1,55	107	5,4	2,54	99,2	-0,36

Sample: N130B

Parameter	Unit	Target ± CI(99%)	Result	± U	Criteria	Recovery	z-score
Alkalinity Ks 4,3	mmol/l	4,9 ± 0,038	5,04	0,25	0,0717	103	1,89
Boron	mg/l	0,0915 ± 0,00676	0,086	0,004	0,00812	93,9	-0,68
Calcium	mg/l	73,1 ± 1,26	75	3,8	2,22	103	0,87
Chloride	mg/l	48,3 ± 0,893	48,2	2,4	1,55	99,9	-0,03
DOC (as C)	mg/l	2,3 ± 0,131	2,4	0,2	0,205	104	0,5
Total-P (as PO4)	mg/l	0,249 ± 0,00849	0,276	0,03	0,013	111	2,1
Total hardness	°d	20,1 ± 0,255	20,5	1	0,442	102	0,88
Hydrogen carbonate	mg/l	297 ± 3,01	305	15	5,21	103	1,59
Potassium	mg/l	3,01 ± 0,109	3,1	0,2	0,189	103	0,5
El. conductivity (25°C)	µS/c	778 ± 4,69	778	16	9,12	99,9	-0,05
Magnesium	mg/l	42,7 ± 0,775	43,3	2,2	1,37	101	0,46
Sodium	mg/l	25,2 ± 0,566	24,2	1,2	0,961	96,2	-0,99
Ammonium (as NH4)	mg/l	0,188 ± 0,00809	0,19	0,02	0,015	101	0,12
Nitrite (as NO2)	mg/l	0,135 ± 0,00404	0,148	0,015	0,00725	109	1,76
Nitrate (as NO3)	mg/l	40,6 ± 0,578	40,8	2	1,04	100	0,19

Parameter	Unit	Target ± CI(99%)	Result	± U	Criteria	Recovery	z-score
Orthophosphate (as PO ₄)	mg/l	0,147 ± 0,00584	0,161	0,02	0,00871	110	1,61
Sulfate (as SO ₄)	mg/l	68,2 ± 1,14	69,7	3,5	1,86	102	0,82



The following results were achieved:

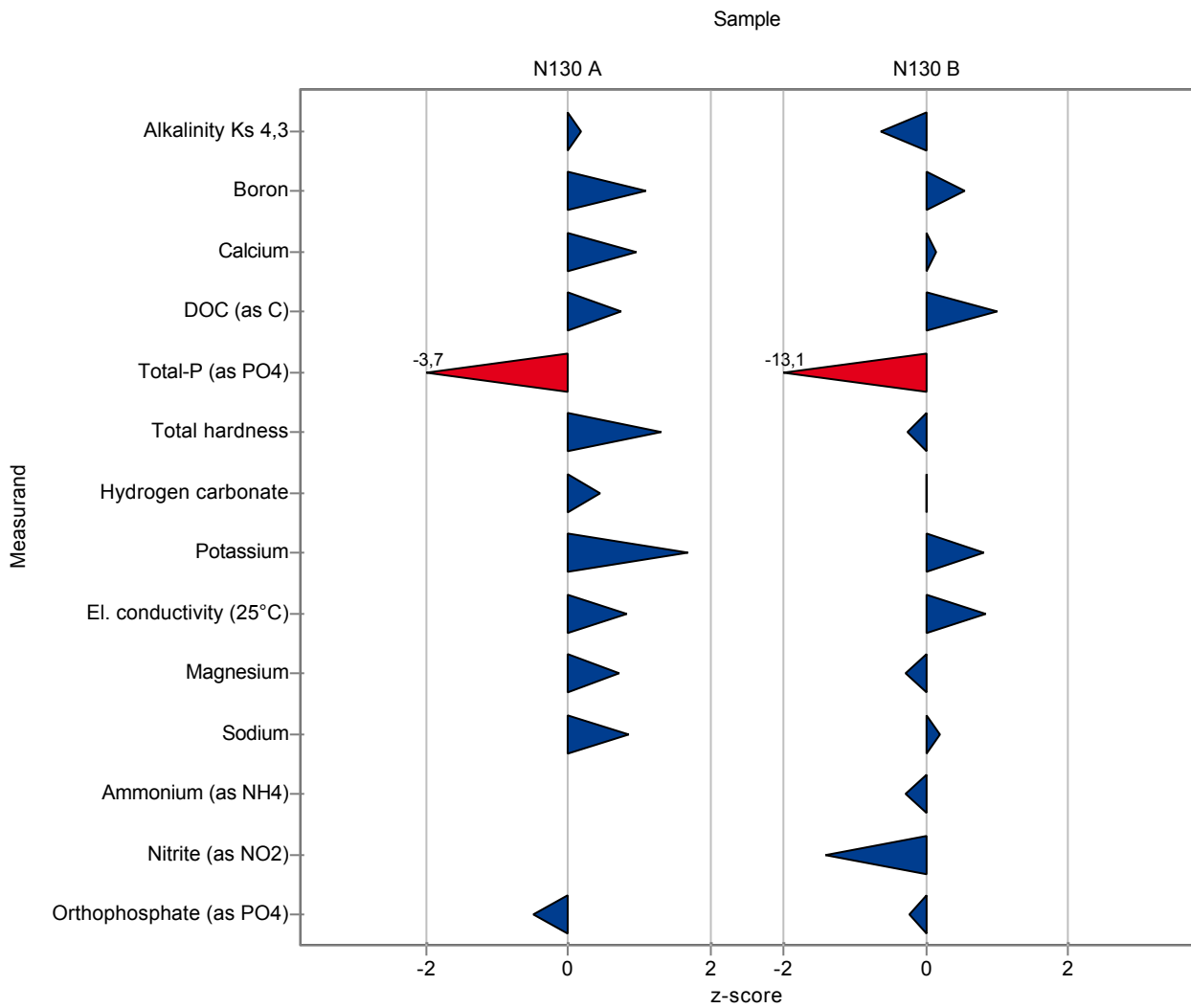
Sample: N130A

Parameter	Unit	Target ± CI(99%)	Result	± U	Criteria	Recovery	z-score
Alkalinity Ks 4,3	mmol/l	6,5 ± 0,0497	6,52	0,978	0,0936	100	0,17
Boron	mg/l	0,152 ± 0,00712	0,162	0,0194	0,00888	106	1,09
Calcium	mg/l	89,9 ± 1,41	92,23	3,689	2,45	103	0,94
Chloride	mg/l	70,6 ± 0,911	-	-	1,55	-	-
DOC (as C)	mg/l	1,14 ± 0,137	1,3	0,1	0,215	114	0,73
Total-P (as PO4)	mg/l	0,0368 ± 0,00447	0,011	0,0017	0,00698	29,9	-3,7
Total hardness	°d	28,5 ± 0,341	29,3	-	0,602	103	1,29
Hydrogen carbonate	mg/l	395 ± 3,29	398	59,7	5,8	101	0,46
Potassium	mg/l	3,81 ± 0,0923	4,08	0,408	0,16	107	1,66
El. conductivity (25°C)	µS/c	1070 ± 6,85	1082	43,3	13,1	101	0,83
Magnesium	mg/l	69,1 ± 1,45	71	4,26	2,7	103	0,72
Sodium	mg/l	35,8 ± 0,735	36,86	2,212	1,3	103	0,85
Ammonium (as NH4)	mg/l	0,0481 ± 0,0406	<0,00515	-	0,0428	-	-
Nitrite (as NO2)	mg/l	- ± -	<0,00657	-	-	-	-
Nitrate (as NO3)	mg/l	64,7 ± 0,999	-	-	1,79	-	-
Orthophosphate (as PO4)	mg/l	0,0315 ± 0,00353	0,029	0,0035	0,00513	91,9	-0,5
Sulfate (as SO4)	mg/l	108 ± 1,55	-	-	2,54	-	-

Sample: N130B

Parameter	Unit	Target ± CI(99%)	Result	± U	Criteria	Recovery	z-score
Alkalinity Ks 4,3	mmol/l	4,9 ± 0,038	4,86	0,73	0,0717	99,1	-0,62
Boron	mg/l	0,0915 ± 0,00676	0,096	0,0115	0,00812	105	0,55
Calcium	mg/l	73,1 ± 1,26	73,38	2,935	2,22	100	0,14
Chloride	mg/l	48,3 ± 0,893	-	-	1,55	-	-
DOC (as C)	mg/l	2,3 ± 0,131	2,5	0,2	0,205	109	0,99
Total-P (as PO4)	mg/l	0,249 ± 0,00849	0,079	0,0119	0,013	31,8	-13,1
Total hardness	°d	20,1 ± 0,255	20	-	0,442	99,5	-0,25
Hydrogen carbonate	mg/l	297 ± 3,01	296,8	44,52	5,21	100	0,02
Potassium	mg/l	3,01 ± 0,109	3,16	0,316	0,189	105	0,82
El. conductivity (25°C)	µS/c	778 ± 4,69	786	31,5	9,12	101	0,83
Magnesium	mg/l	42,7 ± 0,775	42,28	2,537	1,37	99,1	-0,29
Sodium	mg/l	25,2 ± 0,566	25,33	1,52	0,961	101	0,18
Ammonium (as NH4)	mg/l	0,188 ± 0,00809	0,184	0,0184	0,015	97,8	-0,28
Nitrite (as NO2)	mg/l	0,135 ± 0,00404	0,125	0,01	0,00725	92,4	-1,41
Nitrate (as NO3)	mg/l	40,6 ± 0,578	-	-	1,04	-	-

Parameter	Unit	Target ± CI(99%)	Result	± U	Criteria	Recovery	z-score
Orthophosphate (as PO ₄)	mg/l	0,147 ± 0,00584	0,145	0,0174	0,00871	98,7	-0,23
Sulfate (as SO ₄)	mg/l	68,2 ± 1,14	-	-	1,86	-	-



The following results were achieved:

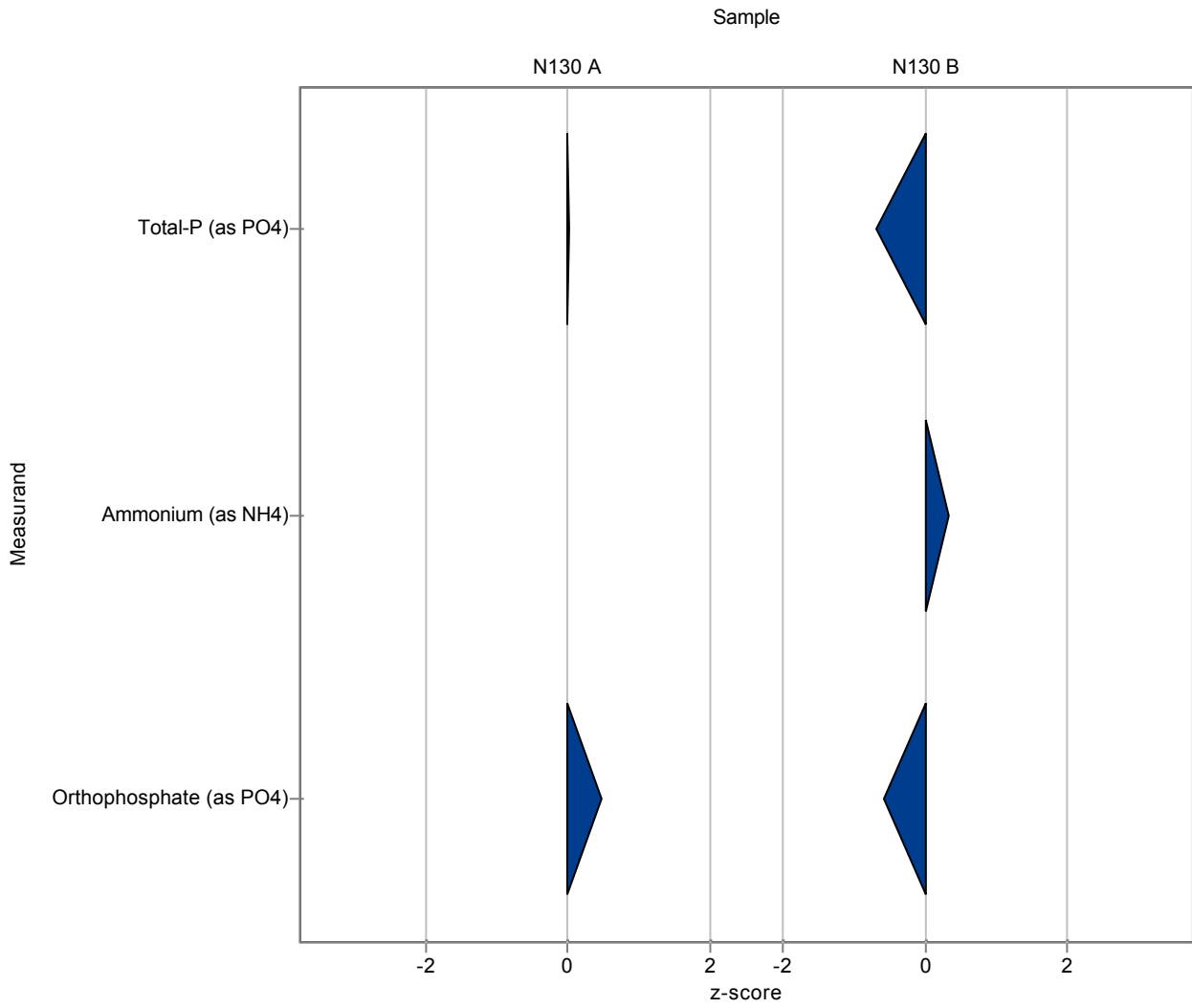
Sample: N130A

Parameter	Unit	Target ± CI(99%)	Result	± U	Criteria	Recovery	z-score
Alkalinity Ks 4,3	mmol/l	6,5 ± 0,0497	-	-	0,0936	-	-
Boron	mg/l	0,152 ± 0,00712	-	-	0,00888	-	-
Calcium	mg/l	89,9 ± 1,41	-	-	2,45	-	-
Chloride	mg/l	70,6 ± 0,911	-	-	1,55	-	-
DOC (as C)	mg/l	1,14 ± 0,137	-	-	0,215	-	-
Total-P (as PO4)	mg/l	0,0368 ± 0,00447	0,037	0,012	0,00698	101	0,03
Total hardness	°d	28,5 ± 0,341	-	-	0,602	-	-
Hydrogen carbonate	mg/l	395 ± 3,29	-	-	5,8	-	-
Potassium	mg/l	3,81 ± 0,0923	-	-	0,16	-	-
El. conductivity (25°C)	µS/c	1070 ± 6,85	-	-	13,1	-	-
Magnesium	mg/l	69,1 ± 1,45	-	-	2,7	-	-
Sodium	mg/l	35,8 ± 0,735	-	-	1,3	-	-
Ammonium (as NH4)	mg/l	0,0481 ± 0,0406	<0,01 (LOQ)	-	0,0428	-	-
Nitrite (as NO2)	mg/l	- ± -	-	-	-	-	-
Nitrate (as NO3)	mg/l	64,7 ± 0,999	-	-	1,79	-	-
Orthophosphate (as PO4)	mg/l	0,0315 ± 0,00353	0,034	0,006	0,00513	108	0,48
Sulfate (as SO4)	mg/l	108 ± 1,55	-	-	2,54	-	-

Sample: N130B

Parameter	Unit	Target ± CI(99%)	Result	± U	Criteria	Recovery	z-score
Alkalinity Ks 4,3	mmol/l	4,9 ± 0,038	-	-	0,0717	-	-
Boron	mg/l	0,0915 ± 0,00676	-	-	0,00812	-	-
Calcium	mg/l	73,1 ± 1,26	-	-	2,22	-	-
Chloride	mg/l	48,3 ± 0,893	-	-	1,55	-	-
DOC (as C)	mg/l	2,3 ± 0,131	-	-	0,205	-	-
Total-P (as PO4)	mg/l	0,249 ± 0,00849	0,24	0,015	0,013	96,5	-0,68
Total hardness	°d	20,1 ± 0,255	-	-	0,442	-	-
Hydrogen carbonate	mg/l	297 ± 3,01	-	-	5,21	-	-
Potassium	mg/l	3,01 ± 0,109	-	-	0,189	-	-
El. conductivity (25°C)	µS/c	778 ± 4,69	-	-	9,12	-	-
Magnesium	mg/l	42,7 ± 0,775	-	-	1,37	-	-
Sodium	mg/l	25,2 ± 0,566	-	-	0,961	-	-
Ammonium (as NH4)	mg/l	0,188 ± 0,00809	0,193	0,003	0,015	103	0,32
Nitrite (as NO2)	mg/l	0,135 ± 0,00404	-	-	0,00725	-	-
Nitrate (as NO3)	mg/l	40,6 ± 0,578	-	-	1,04	-	-

Parameter	Unit	Target ± CI(99%)	Result	± U	Criteria	Recovery	z-score
Orthophosphate (as PO ₄)	mg/l	0,147 ± 0,00584	0,142	0,015	0,00871	96,6	-0,57
Sulfate (as SO ₄)	mg/l	68,2 ± 1,14	-	-	1,86	-	-



The following results were achieved:

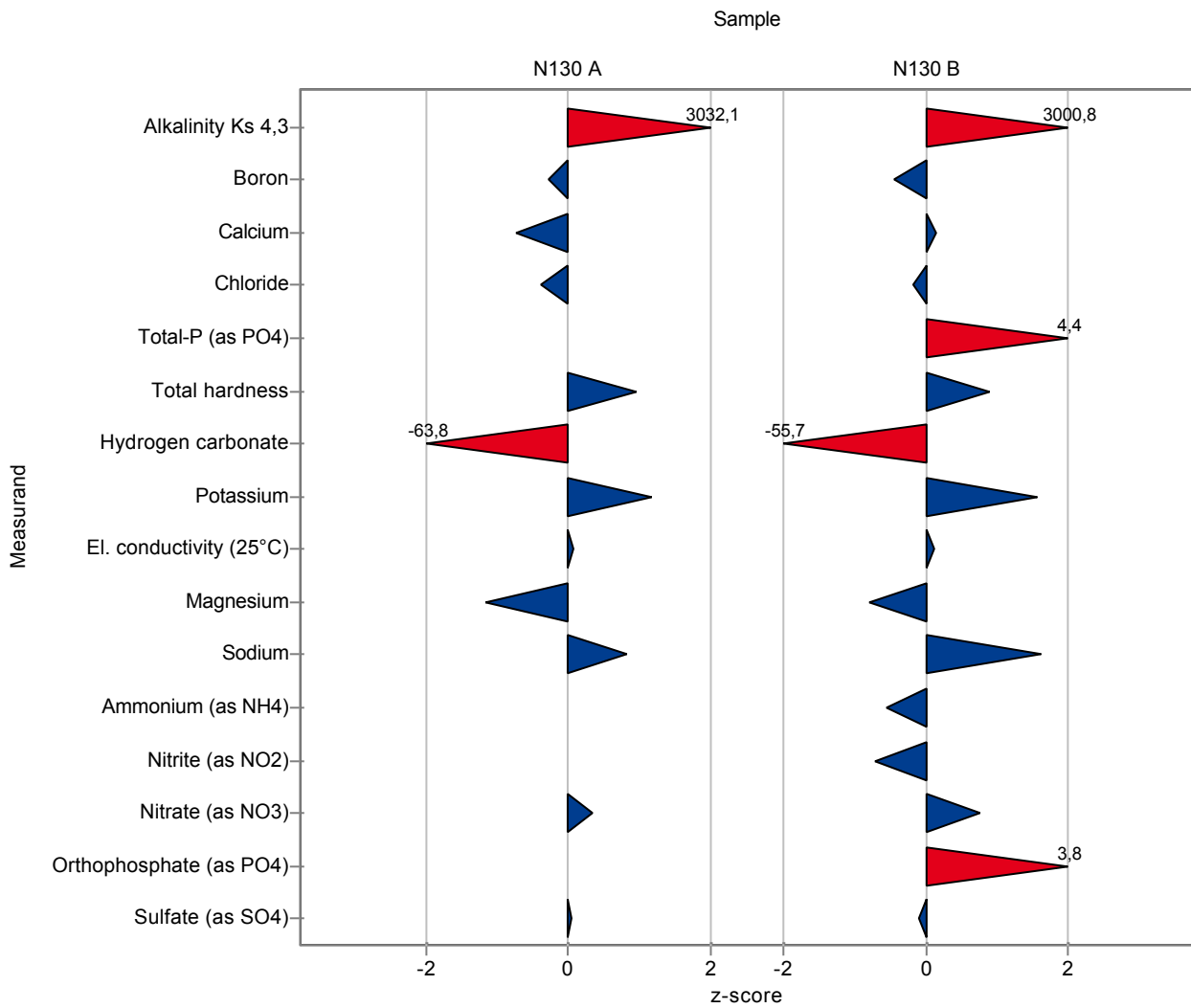
Sample: N130A

Parameter	Unit	Target ± CI(99%)	Result	± U	Criteria	Recovery	z-score
Alkalinity Ks 4,3	mmol/l	6,5 ± 0,0497	290,46	-	0,0936	4470	3030
Boron	mg/l	0,152 ± 0,00712	0,15	0,01	0,00888	98,4	-0,27
Calcium	mg/l	89,9 ± 1,41	88,1	5,9	2,45	98	-0,74
Chloride	mg/l	70,6 ± 0,911	70	-	1,55	99,2	-0,38
DOC (as C)	mg/l	1,14 ± 0,137	-	-	0,215	-	-
Total-P (as PO4)	mg/l	0,0368 ± 0,00447	<0,2 (LOQ)	-	0,00698	-	-
Total hardness	°d	28,5 ± 0,341	29,1	-	0,602	102	0,96
Hydrogen carbonate	mg/l	395 ± 3,29	25,63	-	5,8	6,5	-63,8
Potassium	mg/l	3,81 ± 0,0923	4	0,3	0,16	105	1,16
El. conductivity (25°C)	µS/c	1070 ± 6,85	1072	-	13,1	100	0,06
Magnesium	mg/l	69,1 ± 1,45	65,9	5,3	2,7	95,4	-1,17
Sodium	mg/l	35,8 ± 0,735	36,8	4	1,3	103	0,81
Ammonium (as NH4)	mg/l	0,0481 ± 0,0406	<0,01 (LOQ)	-	0,0428	-	-
Nitrite (as NO2)	mg/l	- ± -	<0,03 (LOQ)	-	-	-	-
Nitrate (as NO3)	mg/l	64,7 ± 0,999	65,3	-	1,79	101	0,35
Orthophosphate (as PO4)	mg/l	0,0315 ± 0,00353	<0,2 (LOQ)	-	0,00513	-	-
Sulfate (as SO4)	mg/l	108 ± 1,55	108	-	2,54	100	0,04

Sample: N130B

Parameter	Unit	Target ± CI(99%)	Result	± U	Criteria	Recovery	z-score
Alkalinity Ks 4,3	mmol/l	4,9 ± 0,038	220	-	0,0717	4490	3000
Boron	mg/l	0,0915 ± 0,00676	0,088	0,006	0,00812	96,1	-0,44
Calcium	mg/l	73,1 ± 1,26	73,4	4,5	2,22	100	0,15
Chloride	mg/l	48,3 ± 0,893	48	-	1,55	99,5	-0,16
DOC (as C)	mg/l	2,3 ± 0,131	-	-	0,205	-	-
Total-P (as PO4)	mg/l	0,249 ± 0,00849	0,306	-	0,013	123	4,41
Total hardness	°d	20,1 ± 0,255	20,5	-	0,442	102	0,88
Hydrogen carbonate	mg/l	297 ± 3,01	6,7	-	5,21	2,3	-55,7
Potassium	mg/l	3,01 ± 0,109	3,3	0,25	0,189	110	1,56
El. conductivity (25°C)	µS/c	778 ± 4,69	779,4	-	9,12	100	0,11
Magnesium	mg/l	42,7 ± 0,775	41,6	4,2	1,37	97,5	-0,79
Sodium	mg/l	25,2 ± 0,566	26,7	1,7	0,961	106	1,61
Ammonium (as NH4)	mg/l	0,188 ± 0,00809	0,18	-	0,015	95,7	-0,54
Nitrite (as NO2)	mg/l	0,135 ± 0,00404	0,13	-	0,00725	96,1	-0,72
Nitrate (as NO3)	mg/l	40,6 ± 0,578	41,4	-	1,04	102	0,76

Parameter	Unit	Target ± CI(99%)	Result	± U	Criteria	Recovery	z-score
Orthophosphate (as PO ₄)	mg/l	0,147 ± 0,00584	0,18	-	0,00871	122	3,8
Sulfate (as SO ₄)	mg/l	68,2 ± 1,14	68	-	1,86	99,8	-0,09



The following results were achieved:

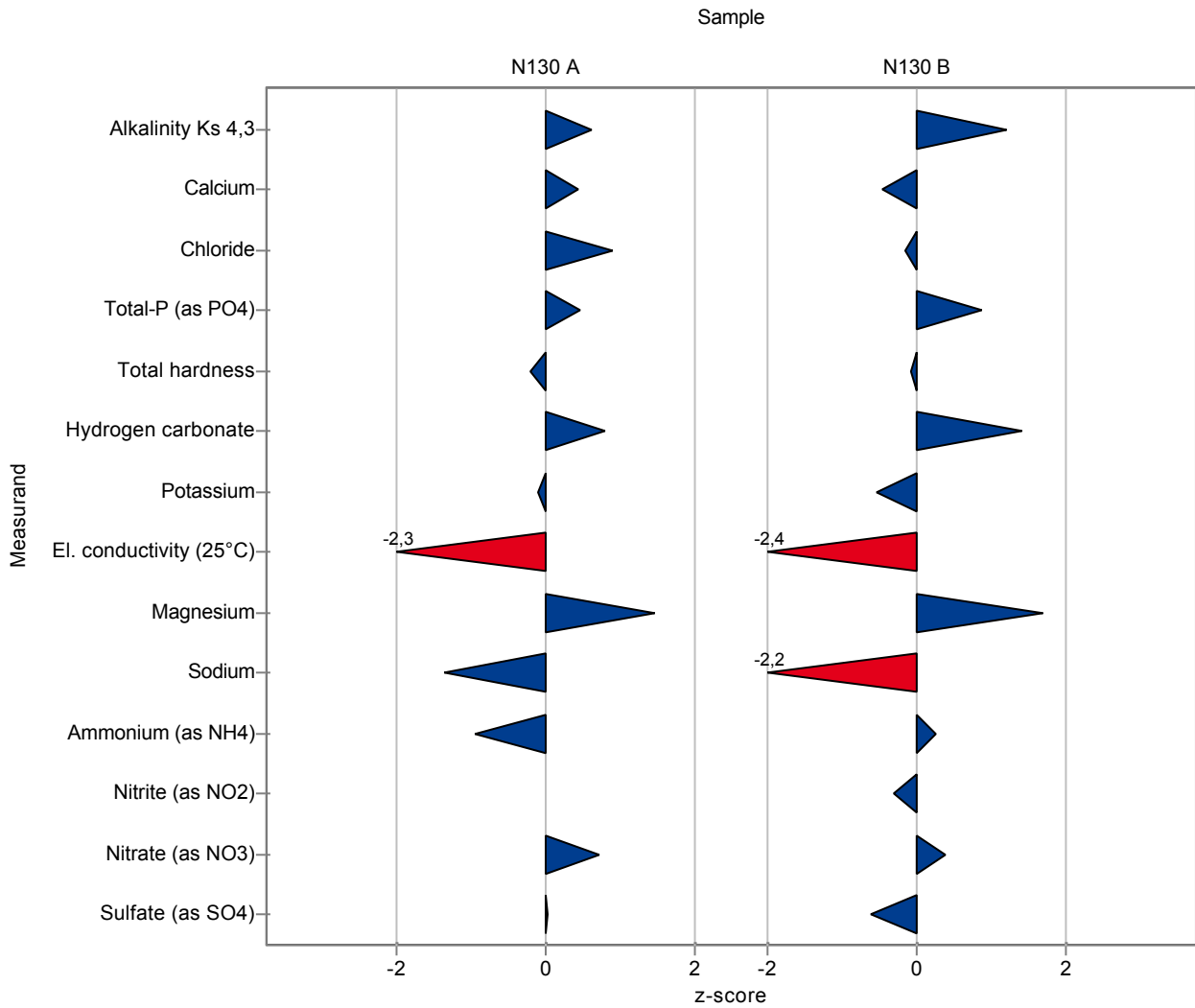
Sample: N130A

Parameter	Unit	Target ± CI(99%)	Result	± U	Criteria	Recovery	z-score
Alkalinity Ks 4,3	mmol/l	6,5 ± 0,0497	6,562	-	0,0936	101	0,62
Boron	mg/l	0,152 ± 0,00712	-	-	0,00888	-	-
Calcium	mg/l	89,9 ± 1,41	91	-	2,45	101	0,44
Chloride	mg/l	70,6 ± 0,911	72	-	1,55	102	0,91
DOC (as C)	mg/l	1,14 ± 0,137	-	-	0,215	-	-
Total-P (as PO4)	mg/l	0,0368 ± 0,00447	0,04	-	0,00698	109	0,46
Total hardness	°d	28,5 ± 0,341	28,4	-	0,602	99,6	-0,2
Hydrogen carbonate	mg/l	395 ± 3,29	400	-	5,8	101	0,8
Potassium	mg/l	3,81 ± 0,0923	3,8	-	0,16	99,6	-0,09
El. conductivity (25°C)	µS/c	1070 ± 6,85	1040,8	-	13,1	97,2	-2,32
Magnesium	mg/l	69,1 ± 1,45	73	-	2,7	106	1,46
Sodium	mg/l	35,8 ± 0,735	34	-	1,3	95,1	-1,35
Ammonium (as NH4)	mg/l	0,0481 ± 0,0406	0,008	-	0,0428	16,6	-0,94
Nitrite (as NO2)	mg/l	- ± -	0,0001	-	-	-	-
Nitrate (as NO3)	mg/l	64,7 ± 0,999	66	-	1,79	102	0,74
Orthophosphate (as PO4)	mg/l	0,0315 ± 0,00353	-	-	0,00513	-	-
Sulfate (as SO4)	mg/l	108 ± 1,55	108	-	2,54	100	0,04

Sample: N130B

Parameter	Unit	Target ± CI(99%)	Result	± U	Criteria	Recovery	z-score
Alkalinity Ks 4,3	mmol/l	4,9 ± 0,038	4,99	-	0,0717	102	1,19
Boron	mg/l	0,0915 ± 0,00676	-	-	0,00812	-	-
Calcium	mg/l	73,1 ± 1,26	72	-	2,22	98,5	-0,48
Chloride	mg/l	48,3 ± 0,893	48	-	1,55	99,5	-0,16
DOC (as C)	mg/l	2,3 ± 0,131	-	-	0,205	-	-
Total-P (as PO4)	mg/l	0,249 ± 0,00849	0,26	-	0,013	105	0,86
Total hardness	°d	20,1 ± 0,255	20,07	-	0,442	99,8	-0,09
Hydrogen carbonate	mg/l	297 ± 3,01	304	-	5,21	102	1,4
Potassium	mg/l	3,01 ± 0,109	2,9	-	0,189	96,5	-0,56
El. conductivity (25°C)	µS/c	778 ± 4,69	756,3	-	9,12	97,2	-2,43
Magnesium	mg/l	42,7 ± 0,775	45	-	1,37	105	1,7
Sodium	mg/l	25,2 ± 0,566	23	-	0,961	91,4	-2,24
Ammonium (as NH4)	mg/l	0,188 ± 0,00809	0,192	-	0,015	102	0,26
Nitrite (as NO2)	mg/l	0,135 ± 0,00404	0,133	-	0,00725	98,4	-0,31
Nitrate (as NO3)	mg/l	40,6 ± 0,578	41	-	1,04	101	0,38

Parameter	Unit	Target ± CI(99%)	Result	± U	Criteria	Recovery	z-score
Orthophosphate (as PO ₄)	mg/l	0,147 ± 0,00584	-	-	0,00871	-	-
Sulfate (as SO ₄)	mg/l	68,2 ± 1,14	67	-	1,86	98,3	-0,63



The following results were achieved:

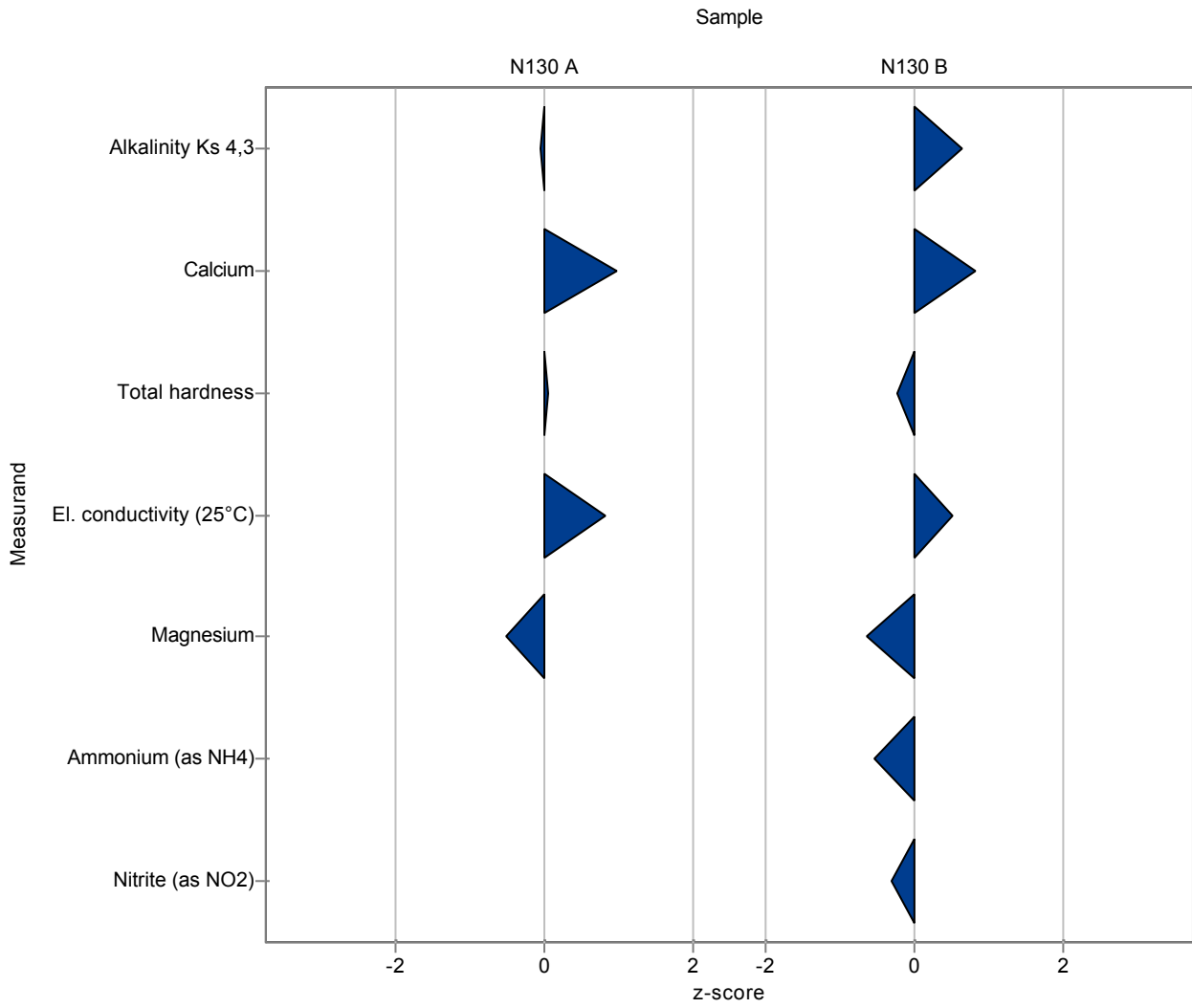
Sample: N130A

Parameter	Unit	Target ± CI(99%)	Result	± U	Criteria	Recovery	z-score
Alkalinity Ks 4,3	mmol/l	6,5 ± 0,0497	6,5	0,1	0,0936	99,9	-0,04
Boron	mg/l	0,152 ± 0,00712	-	-	0,00888	-	-
Calcium	mg/l	89,9 ± 1,41	92,3	5	2,45	103	0,97
Chloride	mg/l	70,6 ± 0,911	-	-	1,55	-	-
DOC (as C)	mg/l	1,14 ± 0,137	-	-	0,215	-	-
Total-P (as PO4)	mg/l	0,0368 ± 0,00447	-	-	0,00698	-	-
Total hardness	°d	28,5 ± 0,341	28,56	0,5	0,602	100	0,06
Hydrogen carbonate	mg/l	395 ± 3,29	-	-	5,8	-	-
Potassium	mg/l	3,81 ± 0,0923	-	-	0,16	-	-
El. conductivity (25°C)	µS/c	1070 ± 6,85	1082	25	13,1	101	0,83
Magnesium	mg/l	69,1 ± 1,45	67,7	5	2,7	98	-0,51
Sodium	mg/l	35,8 ± 0,735	-	-	1,3	-	-
Ammonium (as NH4)	mg/l	0,0481 ± 0,0406	<0,01 (LOQ)	-	0,0428	-	-
Nitrite (as NO2)	mg/l	- ± -	<0,01 (LOQ)	-	-	-	-
Nitrate (as NO3)	mg/l	64,7 ± 0,999	-	-	1,79	-	-
Orthophosphate (as PO4)	mg/l	0,0315 ± 0,00353	-	-	0,00513	-	-
Sulfate (as SO4)	mg/l	108 ± 1,55	-	-	2,54	-	-

Sample: N130B

Parameter	Unit	Target ± CI(99%)	Result	± U	Criteria	Recovery	z-score
Alkalinity Ks 4,3	mmol/l	4,9 ± 0,038	4,95	0,1	0,0717	101	0,63
Boron	mg/l	0,0915 ± 0,00676	-	-	0,00812	-	-
Calcium	mg/l	73,1 ± 1,26	74,9	5	2,22	103	0,83
Chloride	mg/l	48,3 ± 0,893	-	-	1,55	-	-
DOC (as C)	mg/l	2,3 ± 0,131	-	-	0,205	-	-
Total-P (as PO4)	mg/l	0,249 ± 0,00849	-	-	0,013	-	-
Total hardness	°d	20,1 ± 0,255	20,01	0,5	0,442	99,5	-0,23
Hydrogen carbonate	mg/l	297 ± 3,01	-	-	5,21	-	-
Potassium	mg/l	3,01 ± 0,109	-	-	0,189	-	-
El. conductivity (25°C)	µS/c	778 ± 4,69	783	25	9,12	101	0,5
Magnesium	mg/l	42,7 ± 0,775	41,8	5	1,37	97,9	-0,64
Sodium	mg/l	25,2 ± 0,566	-	-	0,961	-	-
Ammonium (as NH4)	mg/l	0,188 ± 0,00809	0,18	0,05	0,015	95,7	-0,54
Nitrite (as NO2)	mg/l	0,135 ± 0,00404	0,133	0,01	0,00725	98,4	-0,31
Nitrate (as NO3)	mg/l	40,6 ± 0,578	-	-	1,04	-	-

Parameter	Unit	Target ± CI(99%)	Result	± U	Criteria	Recovery	z-score
Orthophosphate (as PO ₄)	mg/l	0,147 ± 0,00584	-	-	0,00871	-	-
Sulfate (as SO ₄)	mg/l	68,2 ± 1,14	-	-	1,86	-	-



The following results were achieved:

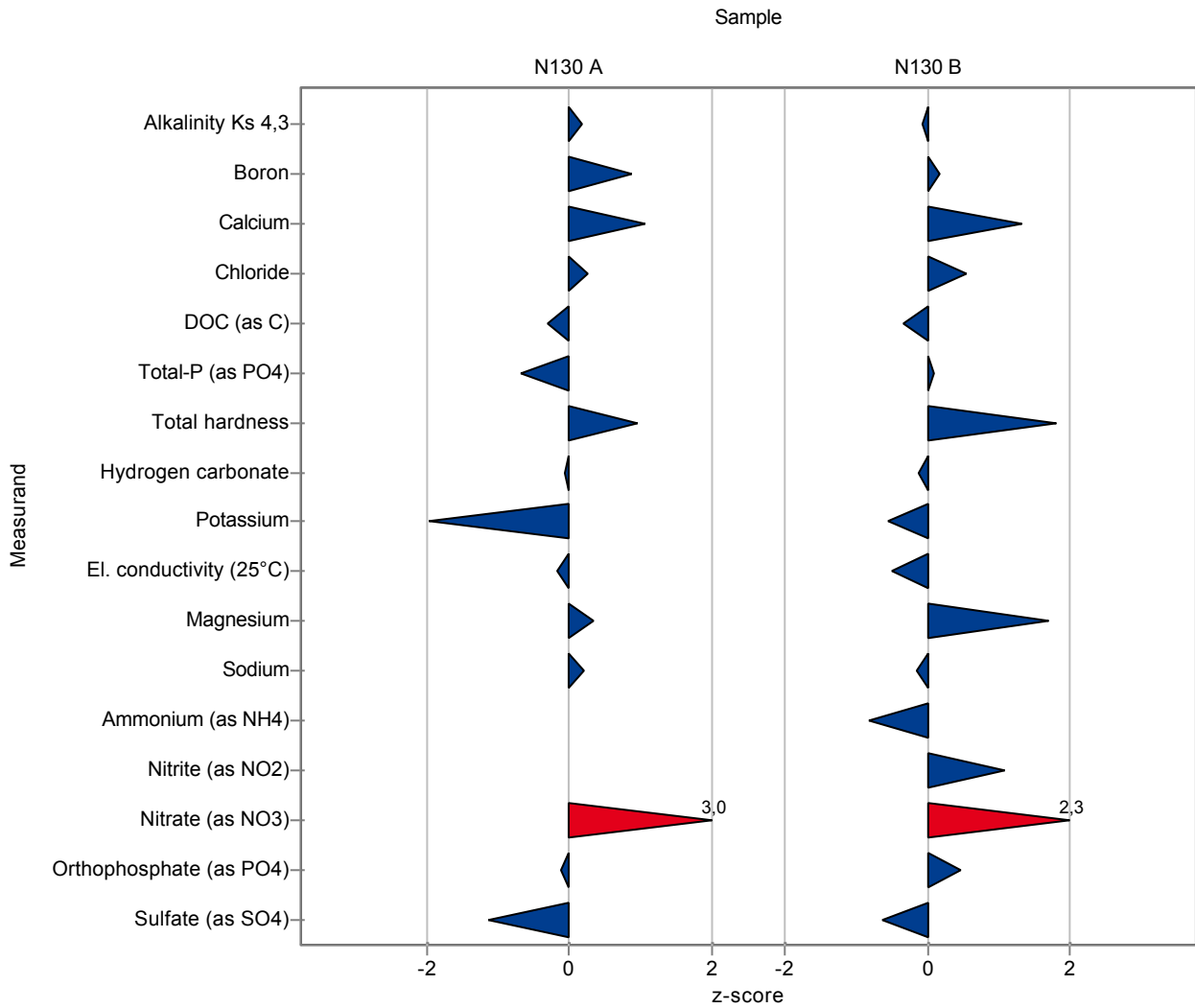
Sample: N130A

Parameter	Unit	Target ± CI(99%)	Result	± U	Criteria	Recovery	z-score
Alkalinity Ks 4,3	mmol/l	6,5 ± 0,0497	6,52	0,2	0,0936	100	0,17
Boron	mg/l	0,152 ± 0,00712	0,16	0,016	0,00888	105	0,86
Calcium	mg/l	89,9 ± 1,41	92,5	7,4	2,45	103	1,06
Chloride	mg/l	70,6 ± 0,911	71	5	1,55	101	0,26
DOC (as C)	mg/l	1,14 ± 0,137	1,08	0,1	0,215	94,4	-0,3
Total-P (as PO4)	mg/l	0,0368 ± 0,00447	0,032	0,004	0,00698	86,9	-0,69
Total hardness	°d	28,5 ± 0,341	29,1	3,2	0,602	102	0,96
Hydrogen carbonate	mg/l	395 ± 3,29	395	12	5,8	99,9	-0,06
Potassium	mg/l	3,81 ± 0,0923	3,5	0,25	0,16	91,8	-1,97
El. conductivity (25°C)	µS/c	1070 ± 6,85	1069	32	13,1	99,8	-0,16
Magnesium	mg/l	69,1 ± 1,45	70	5,6	2,7	101	0,35
Sodium	mg/l	35,8 ± 0,735	36	2,6	1,3	101	0,19
Ammonium (as NH4)	mg/l	0,0481 ± 0,0406	<0,008 (LOQ)	-	0,0428	-	-
Nitrite (as NO2)	mg/l	- ± -	<0,006 (LOQ)	-	-	-	-
Nitrate (as NO3)	mg/l	64,7 ± 0,999	70	-	1,79	108	2,97
Orthophosphate (as PO4)	mg/l	0,0315 ± 0,00353	0,031	-	0,00513	98,3	-0,11
Sulfate (as SO4)	mg/l	108 ± 1,55	105	5	2,54	97,3	-1,14

Sample: N130B

Parameter	Unit	Target ± CI(99%)	Result	± U	Criteria	Recovery	z-score
Alkalinity Ks 4,3	mmol/l	4,9 ± 0,038	4,9	0,15	0,0717	99,9	-0,06
Boron	mg/l	0,0915 ± 0,00676	0,093	0,01	0,00812	102	0,18
Calcium	mg/l	73,1 ± 1,26	76	6,1	2,22	104	1,32
Chloride	mg/l	48,3 ± 0,893	49,1	2	1,55	102	0,55
DOC (as C)	mg/l	2,3 ± 0,131	2,23	0,2	0,205	97,1	-0,33
Total-P (as PO4)	mg/l	0,249 ± 0,00849	0,25	0,025	0,013	100	0,09
Total hardness	°d	20,1 ± 0,255	20,9	2,3	0,442	104	1,79
Hydrogen carbonate	mg/l	297 ± 3,01	296	9	5,21	99,8	-0,14
Potassium	mg/l	3,01 ± 0,109	2,9	0,21	0,189	96,5	-0,56
El. conductivity (25°C)	µS/c	778 ± 4,69	774	23	9,12	99,4	-0,49
Magnesium	mg/l	42,7 ± 0,775	45	3,6	1,37	105	1,7
Sodium	mg/l	25,2 ± 0,566	25	1,8	0,961	99,4	-0,16
Ammonium (as NH4)	mg/l	0,188 ± 0,00809	0,176	0,021	0,015	93,5	-0,81
Nitrite (as NO2)	mg/l	0,135 ± 0,00404	0,143	0,014	0,00725	106	1,07
Nitrate (as NO3)	mg/l	40,6 ± 0,578	43	3,4	1,04	106	2,3

Parameter	Unit	Target ± CI(99%)	Result	± U	Criteria	Recovery	z-score
Orthophosphate (as PO ₄)	mg/l	0,147 ± 0,00584	0,151	0,015	0,00871	103	0,46
Sulfate (as SO ₄)	mg/l	68,2 ± 1,14	67	2,7	1,86	98,3	-0,63



The following results were achieved:

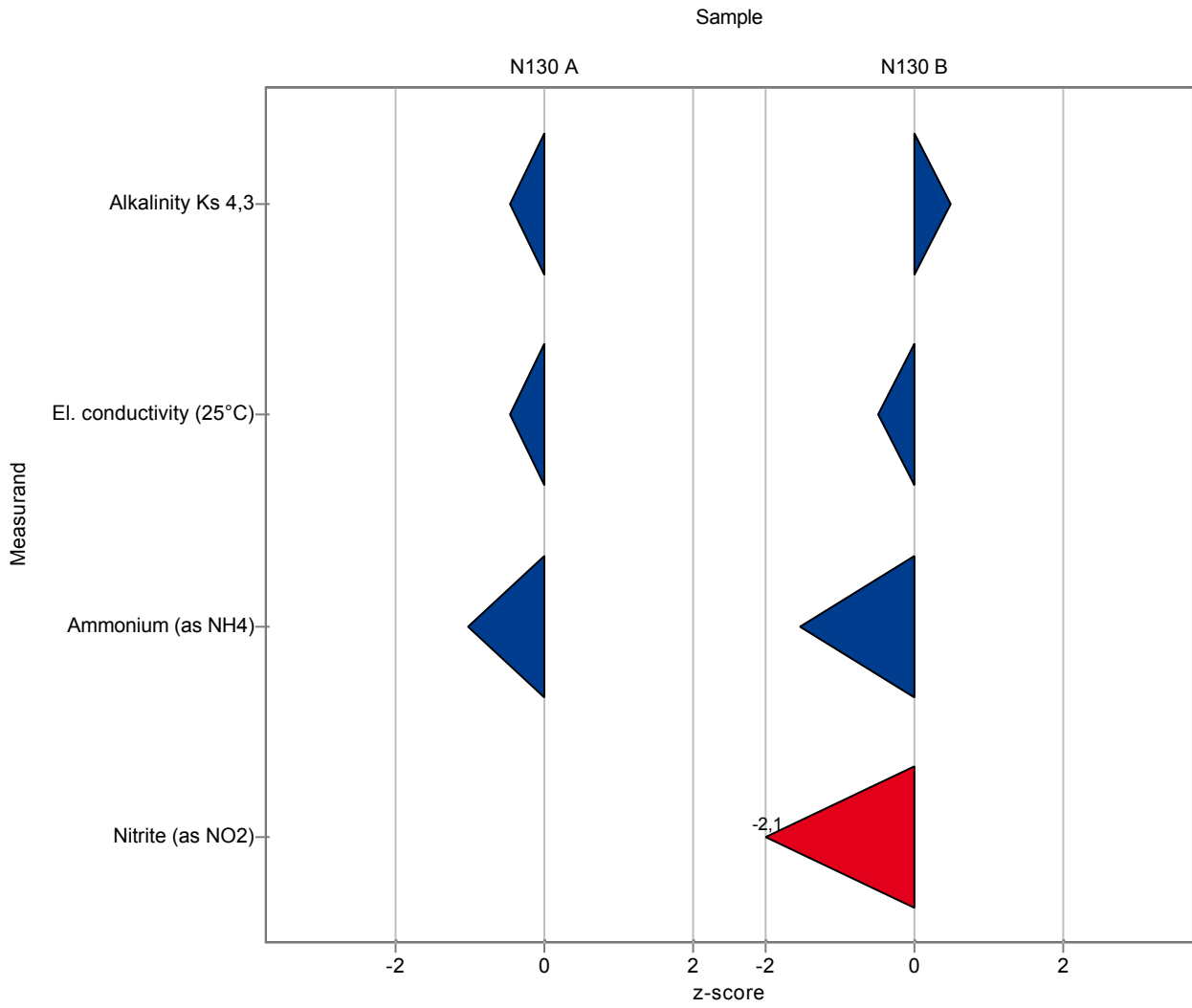
Sample: N130A

Parameter	Unit	Target ± CI(99%)	Result	± U	Criteria	Recovery	z-score
Alkalinity Ks 4,3	mmol/l	6,5 ± 0,0497	6,46	0,03876	0,0936	99,3	-0,47
Boron	mg/l	0,152 ± 0,00712	-	-	0,00888	-	-
Calcium	mg/l	89,9 ± 1,41	-	-	2,45	-	-
Chloride	mg/l	70,6 ± 0,911	-	-	1,55	-	-
DOC (as C)	mg/l	1,14 ± 0,137	-	-	0,215	-	-
Total-P (as PO4)	mg/l	0,0368 ± 0,00447	-	-	0,00698	-	-
Total hardness	°d	28,5 ± 0,341	-	-	0,602	-	-
Hydrogen carbonate	mg/l	395 ± 3,29	-	-	5,8	-	-
Potassium	mg/l	3,81 ± 0,0923	-	-	0,16	-	-
El. conductivity (25°C)	µS/c	1070 ± 6,85	1065	11,71	13,1	99,4	-0,47
Magnesium	mg/l	69,1 ± 1,45	-	-	2,7	-	-
Sodium	mg/l	35,8 ± 0,735	-	-	1,3	-	-
Ammonium (as NH4)	mg/l	0,0481 ± 0,0406	0,00465	0,00048	0,0428	9,7	-1,01
Nitrite (as NO2)	mg/l	- ± -	0,0094	0,00102	-	-	-
Nitrate (as NO3)	mg/l	64,7 ± 0,999	-	-	1,79	-	-
Orthophosphate (as PO4)	mg/l	0,0315 ± 0,00353	-	-	0,00513	-	-
Sulfate (as SO4)	mg/l	108 ± 1,55	-	-	2,54	-	-

Sample: N130B

Parameter	Unit	Target ± CI(99%)	Result	± U	Criteria	Recovery	z-score
Alkalinity Ks 4,3	mmol/l	4,9 ± 0,038	4,94	0,02964	0,0717	101	0,49
Boron	mg/l	0,0915 ± 0,00676	-	-	0,00812	-	-
Calcium	mg/l	73,1 ± 1,26	-	-	2,22	-	-
Chloride	mg/l	48,3 ± 0,893	-	-	1,55	-	-
DOC (as C)	mg/l	2,3 ± 0,131	-	-	0,205	-	-
Total-P (as PO4)	mg/l	0,249 ± 0,00849	-	-	0,013	-	-
Total hardness	°d	20,1 ± 0,255	-	-	0,442	-	-
Hydrogen carbonate	mg/l	297 ± 3,01	-	-	5,21	-	-
Potassium	mg/l	3,01 ± 0,109	-	-	0,189	-	-
El. conductivity (25°C)	µS/c	778 ± 4,69	774	8,514	9,12	99,4	-0,49
Magnesium	mg/l	42,7 ± 0,775	-	-	1,37	-	-
Sodium	mg/l	25,2 ± 0,566	-	-	0,961	-	-
Ammonium (as NH4)	mg/l	0,188 ± 0,00809	0,165	0,01716	0,015	87,7	-1,54
Nitrite (as NO2)	mg/l	0,135 ± 0,00404	0,12	0,01296	0,00725	88,7	-2,1
Nitrate (as NO3)	mg/l	40,6 ± 0,578	-	-	1,04	-	-

Parameter	Unit	Target ± CI(99%)	Result	± U	Criteria	Recovery	z-score
Orthophosphate (as PO ₄)	mg/l	0,147 ± 0,00584	-	-	0,00871	-	-
Sulfate (as SO ₄)	mg/l	68,2 ± 1,14	-	-	1,86	-	-



The following results were achieved:

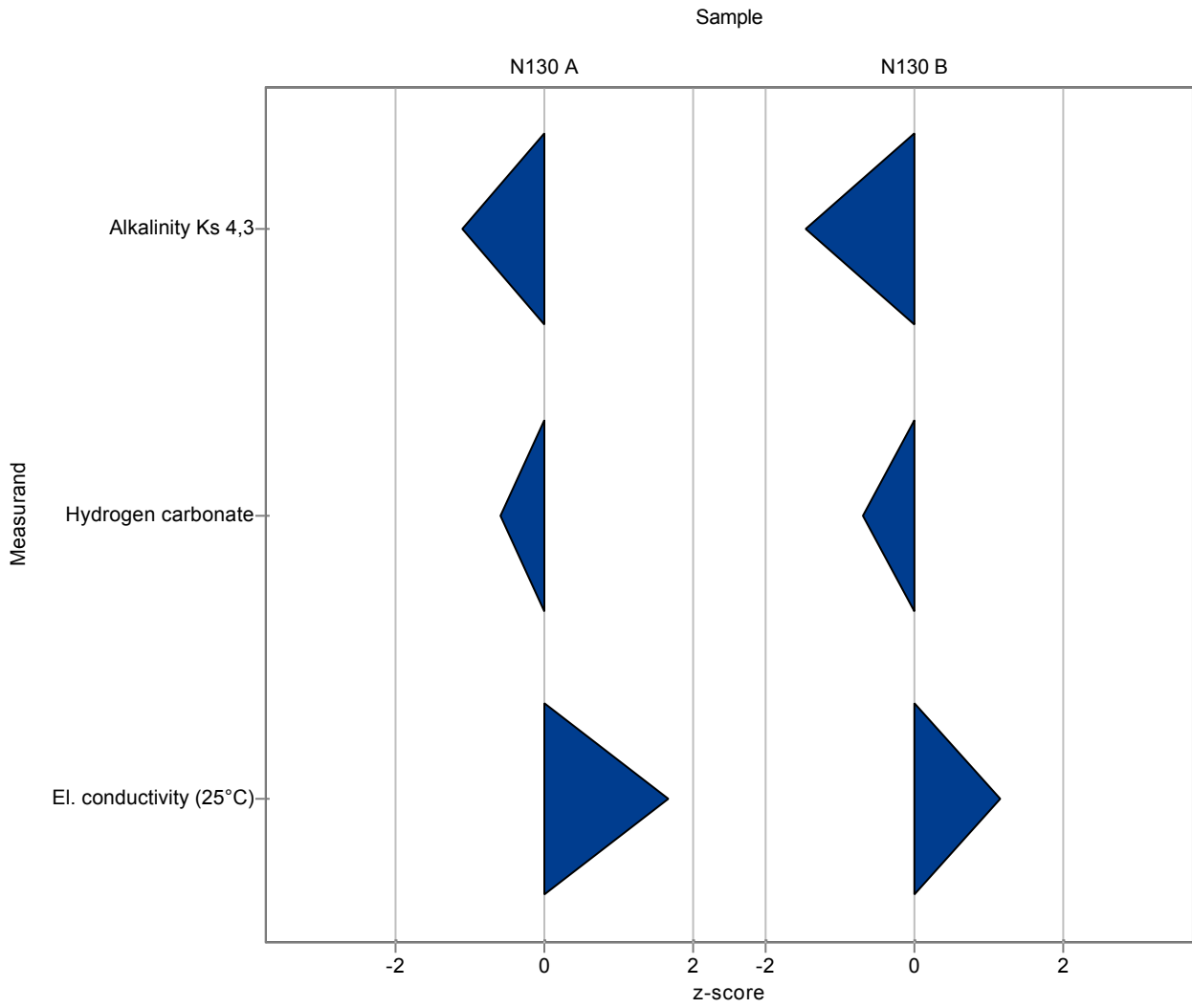
Sample: N130A

Parameter	Unit	Target ± CI(99%)	Result	± U	Criteria	Recovery	z-score
Alkalinity Ks 4,3	mmol/l	6,5 ± 0,0497	6,4	-	0,0936	98,4	-1,11
Boron	mg/l	0,152 ± 0,00712	-	-	0,00888	-	-
Calcium	mg/l	89,9 ± 1,41	-	-	2,45	-	-
Chloride	mg/l	70,6 ± 0,911	-	-	1,55	-	-
DOC (as C)	mg/l	1,14 ± 0,137	-	-	0,215	-	-
Total-P (as PO4)	mg/l	0,0368 ± 0,00447	-	-	0,00698	-	-
Total hardness	°d	28,5 ± 0,341	-	-	0,602	-	-
Hydrogen carbonate	mg/l	395 ± 3,29	392	-	5,8	99,2	-0,58
Potassium	mg/l	3,81 ± 0,0923	-	-	0,16	-	-
El. conductivity (25°C)	µS/c	1070 ± 6,85	1093	-	13,1	102	1,67
Magnesium	mg/l	69,1 ± 1,45	-	-	2,7	-	-
Sodium	mg/l	35,8 ± 0,735	-	-	1,3	-	-
Ammonium (as NH4)	mg/l	0,0481 ± 0,0406	-	-	0,0428	-	-
Nitrite (as NO2)	mg/l	- ± -	-	-	-	-	-
Nitrate (as NO3)	mg/l	64,7 ± 0,999	-	-	1,79	-	-
Orthophosphate (as PO4)	mg/l	0,0315 ± 0,00353	-	-	0,00513	-	-
Sulfate (as SO4)	mg/l	108 ± 1,55	-	-	2,54	-	-

Sample: N130B

Parameter	Unit	Target ± CI(99%)	Result	± U	Criteria	Recovery	z-score
Alkalinity Ks 4,3	mmol/l	4,9 ± 0,038	4,8	-	0,0717	97,9	-1,46
Boron	mg/l	0,0915 ± 0,00676	-	-	0,00812	-	-
Calcium	mg/l	73,1 ± 1,26	-	-	2,22	-	-
Chloride	mg/l	48,3 ± 0,893	-	-	1,55	-	-
DOC (as C)	mg/l	2,3 ± 0,131	-	-	0,205	-	-
Total-P (as PO4)	mg/l	0,249 ± 0,00849	-	-	0,013	-	-
Total hardness	°d	20,1 ± 0,255	-	-	0,442	-	-
Hydrogen carbonate	mg/l	297 ± 3,01	293	-	5,21	98,8	-0,71
Potassium	mg/l	3,01 ± 0,109	-	-	0,189	-	-
El. conductivity (25°C)	µS/c	778 ± 4,69	789	-	9,12	101	1,16
Magnesium	mg/l	42,7 ± 0,775	-	-	1,37	-	-
Sodium	mg/l	25,2 ± 0,566	-	-	0,961	-	-
Ammonium (as NH4)	mg/l	0,188 ± 0,00809	-	-	0,015	-	-
Nitrite (as NO2)	mg/l	0,135 ± 0,00404	-	-	0,00725	-	-
Nitrate (as NO3)	mg/l	40,6 ± 0,578	-	-	1,04	-	-

Parameter	Unit	Target ± CI(99%)	Result	± U	Criteria	Recovery	z-score
Orthophosphate (as PO ₄)	mg/l	0,147 ± 0,00584	-	-	0,00871	-	-
Sulfate (as SO ₄)	mg/l	68,2 ± 1,14	-	-	1,86	-	-



The following results were achieved:

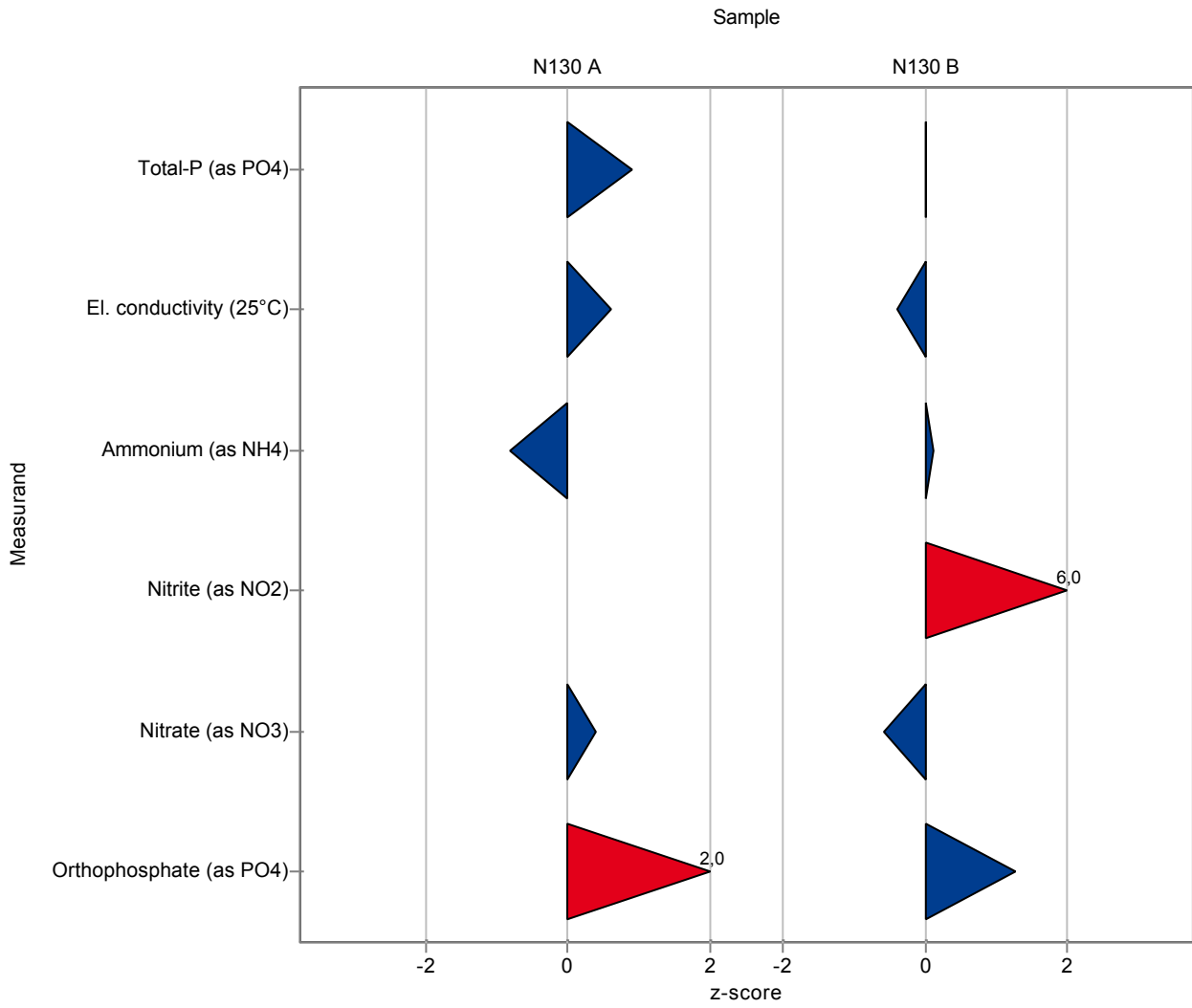
Sample: N130A

Parameter	Unit	Target ± CI(99%)	Result	± U	Criteria	Recovery	z-score
Alkalinity Ks 4,3	mmol/l	6,5 ± 0,0497	-	-	0,0936	-	-
Boron	mg/l	0,152 ± 0,00712	-	-	0,00888	-	-
Calcium	mg/l	89,9 ± 1,41	-	-	2,45	-	-
Chloride	mg/l	70,6 ± 0,911	-	-	1,55	-	-
DOC (as C)	mg/l	1,14 ± 0,137	-	-	0,215	-	-
Total-P (as PO4)	mg/l	0,0368 ± 0,00447	0,043	0,004	0,00698	117	0,89
Total hardness	°d	28,5 ± 0,341	-	-	0,602	-	-
Hydrogen carbonate	mg/l	395 ± 3,29	-	-	5,8	-	-
Potassium	mg/l	3,81 ± 0,0923	-	-	0,16	-	-
El. conductivity (25°C)	µS/c	1070 ± 6,85	1079	2	13,1	101	0,6
Magnesium	mg/l	69,1 ± 1,45	-	-	2,7	-	-
Sodium	mg/l	35,8 ± 0,735	-	-	1,3	-	-
Ammonium (as NH4)	mg/l	0,0481 ± 0,0406	0,013	0,001	0,0428	27	-0,82
Nitrite (as NO2)	mg/l	- ± -	0,036	0,015	-	-	-
Nitrate (as NO3)	mg/l	64,7 ± 0,999	65,4	3,98	1,79	101	0,4
Orthophosphate (as PO4)	mg/l	0,0315 ± 0,00353	0,042	0,004	0,00513	133	2,04
Sulfate (as SO4)	mg/l	108 ± 1,55	-	-	2,54	-	-

Sample: N130B

Parameter	Unit	Target ± CI(99%)	Result	± U	Criteria	Recovery	z-score
Alkalinity Ks 4,3	mmol/l	4,9 ± 0,038	-	-	0,0717	-	-
Boron	mg/l	0,0915 ± 0,00676	-	-	0,00812	-	-
Calcium	mg/l	73,1 ± 1,26	-	-	2,22	-	-
Chloride	mg/l	48,3 ± 0,893	-	-	1,55	-	-
DOC (as C)	mg/l	2,3 ± 0,131	-	-	0,205	-	-
Total-P (as PO4)	mg/l	0,249 ± 0,00849	0,249	0,021	0,013	100	0,02
Total hardness	°d	20,1 ± 0,255	-	-	0,442	-	-
Hydrogen carbonate	mg/l	297 ± 3,01	-	-	5,21	-	-
Potassium	mg/l	3,01 ± 0,109	-	-	0,189	-	-
El. conductivity (25°C)	µS/c	778 ± 4,69	775	2	9,12	99,6	-0,38
Magnesium	mg/l	42,7 ± 0,775	-	-	1,37	-	-
Sodium	mg/l	25,2 ± 0,566	-	-	0,961	-	-
Ammonium (as NH4)	mg/l	0,188 ± 0,00809	0,19	0,016	0,015	101	0,12
Nitrite (as NO2)	mg/l	0,135 ± 0,00404	0,179	0,076	0,00725	132	6,04
Nitrate (as NO3)	mg/l	40,6 ± 0,578	40	2,44	1,04	98,5	-0,58

Parameter	Unit	Target ± CI(99%)	Result	± U	Criteria	Recovery	z-score
Orthophosphate (as PO ₄)	mg/l	0,147 ± 0,00584	0,158	0,017	0,00871	108	1,27
Sulfate (as SO ₄)	mg/l	68,2 ± 1,14	-	-	1,86	-	-



The following results were achieved:

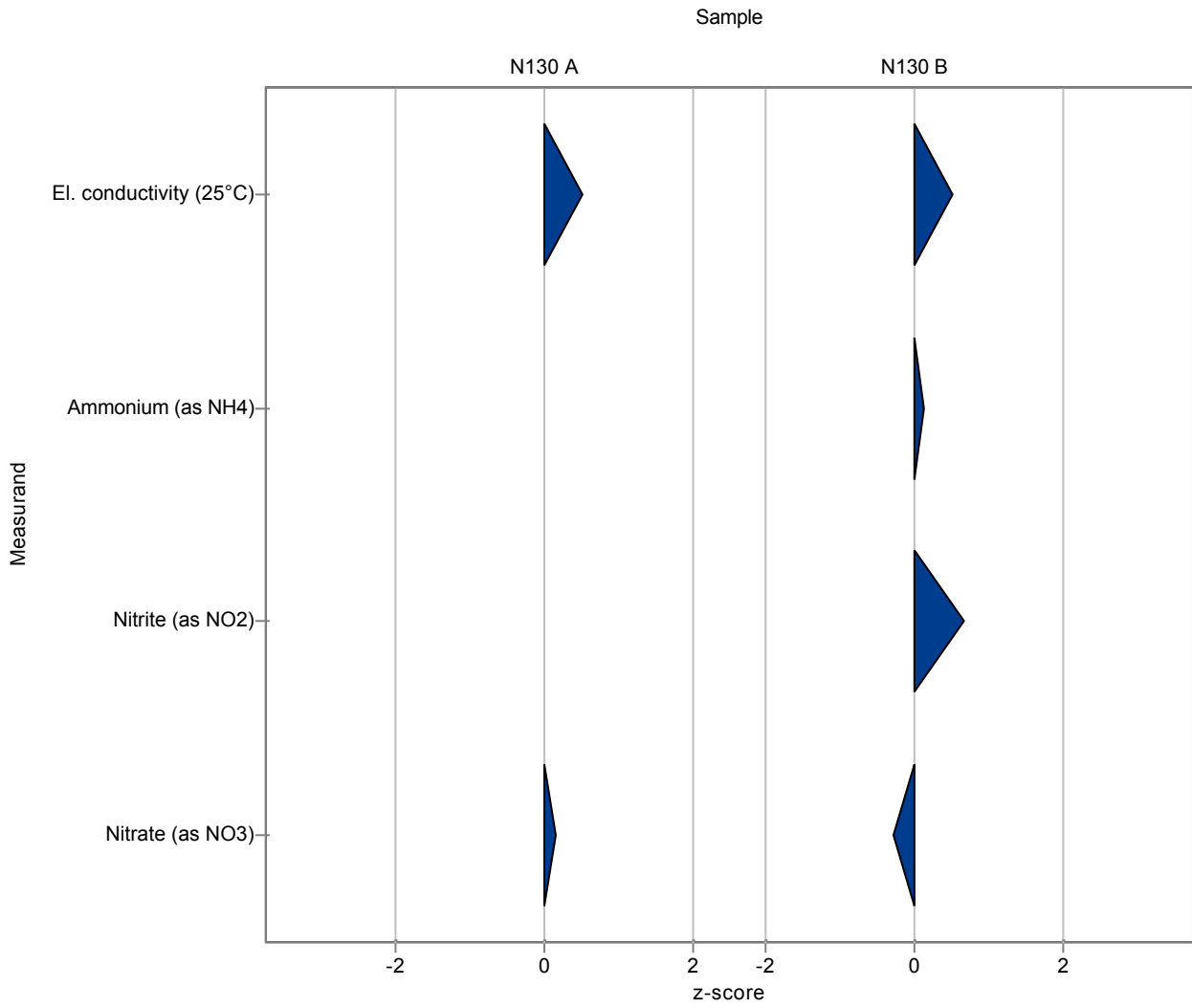
Sample: N130A

Parameter	Unit	Target ± CI(99%)	Result	± U	Criteria	Recovery	z-score
Alkalinity Ks 4,3	mmol/l	6,5 ± 0,0497	-	-	0,0936	-	-
Boron	mg/l	0,152 ± 0,00712	-	-	0,00888	-	-
Calcium	mg/l	89,9 ± 1,41	-	-	2,45	-	-
Chloride	mg/l	70,6 ± 0,911	-	-	1,55	-	-
DOC (as C)	mg/l	1,14 ± 0,137	-	-	0,215	-	-
Total-P (as PO4)	mg/l	0,0368 ± 0,00447	-	-	0,00698	-	-
Total hardness	°d	28,5 ± 0,341	-	-	0,602	-	-
Hydrogen carbonate	mg/l	395 ± 3,29	-	-	5,8	-	-
Potassium	mg/l	3,81 ± 0,0923	-	-	0,16	-	-
El. conductivity (25°C)	µS/c	1070 ± 6,85	1078	25	13,1	101	0,52
Magnesium	mg/l	69,1 ± 1,45	-	-	2,7	-	-
Sodium	mg/l	35,8 ± 0,735	-	-	1,3	-	-
Ammonium (as NH4)	mg/l	0,0481 ± 0,0406	<0,03 (LOQ)	-	0,0428	-	-
Nitrite (as NO2)	mg/l	- ± -	<0,01 (LOQ)	-	-	-	-
Nitrate (as NO3)	mg/l	64,7 ± 0,999	64,95	6,5	1,79	100	0,15
Orthophosphate (as PO4)	mg/l	0,0315 ± 0,00353	-	-	0,00513	-	-
Sulfate (as SO4)	mg/l	108 ± 1,55	-	-	2,54	-	-

Sample: N130B

Parameter	Unit	Target ± CI(99%)	Result	± U	Criteria	Recovery	z-score
Alkalinity Ks 4,3	mmol/l	4,9 ± 0,038	-	-	0,0717	-	-
Boron	mg/l	0,0915 ± 0,00676	-	-	0,00812	-	-
Calcium	mg/l	73,1 ± 1,26	-	-	2,22	-	-
Chloride	mg/l	48,3 ± 0,893	-	-	1,55	-	-
DOC (as C)	mg/l	2,3 ± 0,131	-	-	0,205	-	-
Total-P (as PO4)	mg/l	0,249 ± 0,00849	-	-	0,013	-	-
Total hardness	°d	20,1 ± 0,255	-	-	0,442	-	-
Hydrogen carbonate	mg/l	297 ± 3,01	-	-	5,21	-	-
Potassium	mg/l	3,01 ± 0,109	-	-	0,189	-	-
El. conductivity (25°C)	µS/c	778 ± 4,69	783	18	9,12	101	0,5
Magnesium	mg/l	42,7 ± 0,775	-	-	1,37	-	-
Sodium	mg/l	25,2 ± 0,566	-	-	0,961	-	-
Ammonium (as NH4)	mg/l	0,188 ± 0,00809	0,19	0,02	0,015	101	0,12
Nitrite (as NO2)	mg/l	0,135 ± 0,00404	0,14	0,014	0,00725	104	0,66
Nitrate (as NO3)	mg/l	40,6 ± 0,578	40,3	4	1,04	99,2	-0,3

Parameter	Unit	Target ± CI(99%)	Result	± U	Criteria	Recovery	z-score
Orthophosphate (as PO ₄)	mg/l	0,147 ± 0,00584	-	-	0,00871	-	-
Sulfate (as SO ₄)	mg/l	68,2 ± 1,14	-	-	1,86	-	-



The following results were achieved:

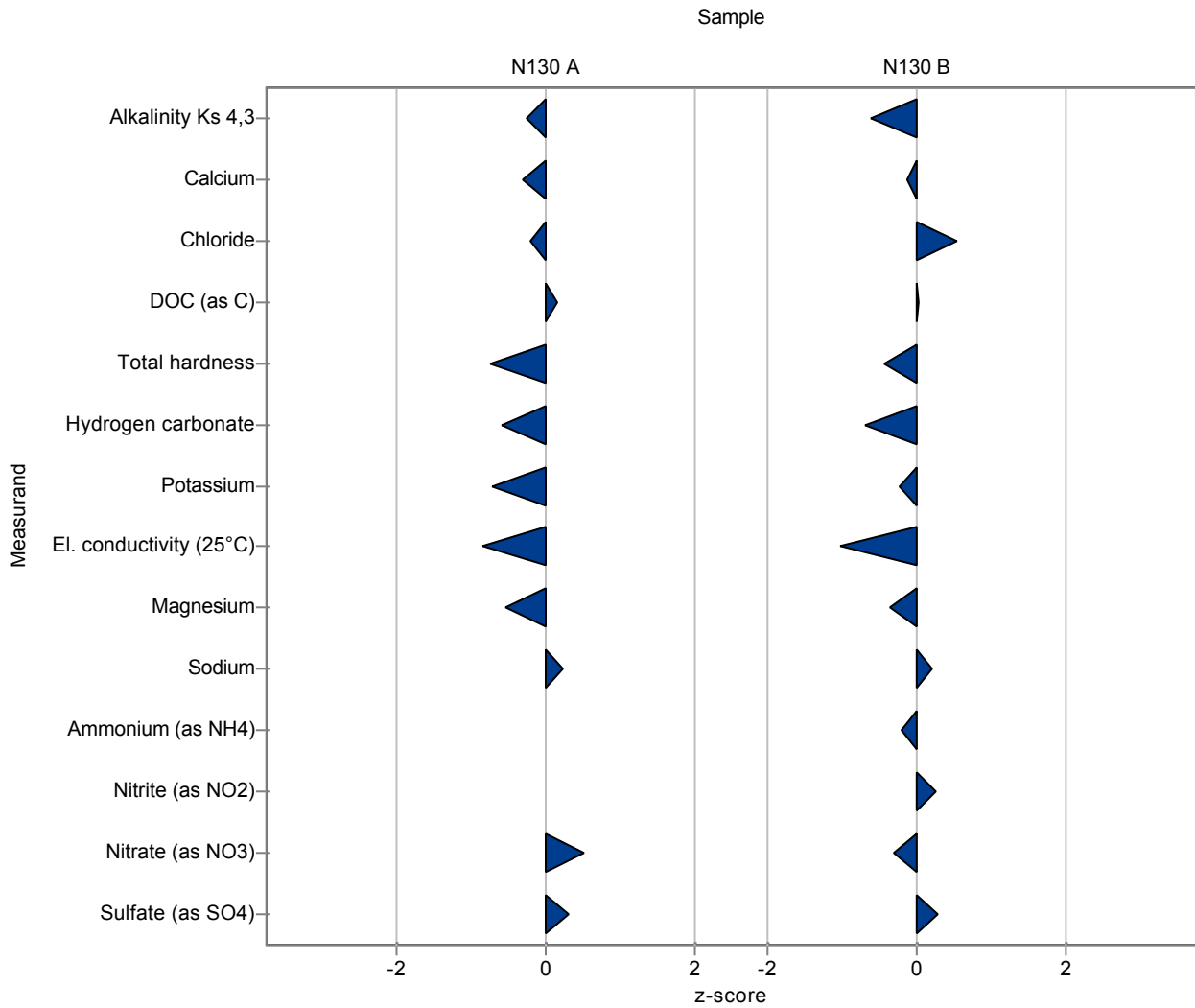
Sample: N130A

Parameter	Unit	Target	± CI(99%)	Result	± U	Criteria	Recovery	z-score
Alkalinity Ks 4,3	mmol/l	6,5	± 0,0497	6,48	0,52	0,0936	99,6	-0,26
Boron	mg/l	0,152	± 0,00712	-	-	0,00888	-	-
Calcium	mg/l	89,9	± 1,41	89,17	7,13	2,45	99,2	-0,3
Chloride	mg/l	70,6	± 0,911	70,3	5,62	1,55	99,6	-0,19
DOC (as C)	mg/l	1,14	± 0,137	1,18	0,19	0,215	103	0,17
Total-P (as PO4)	mg/l	0,0368	± 0,00447	-	-	0,00698	-	-
Total hardness	°d	28,5	± 0,341	28,07	2,25	0,602	98,4	-0,75
Hydrogen carbonate	mg/l	395	± 3,29	392	31	5,8	99,2	-0,58
Potassium	mg/l	3,81	± 0,0923	3,7	0,7	0,16	97	-0,71
El. conductivity (25°C)	µS/c	1070	± 6,85	1060	42	13,1	99	-0,85
Magnesium	mg/l	69,1	± 1,45	67,59	5,41	2,7	97,9	-0,55
Sodium	mg/l	35,8	± 0,735	36,07	2,89	1,3	101	0,24
Ammonium (as NH4)	mg/l	0,0481	± 0,0406	<0,005 (LOQ)	-	0,0428	-	-
Nitrite (as NO2)	mg/l	-	± -	<0,002 (LOQ)	-	-	-	-
Nitrate (as NO3)	mg/l	64,7	± 0,999	65,61	4,59	1,79	101	0,52
Orthophosphate (as PO4)	mg/l	0,0315	± 0,00353	-	-	0,00513	-	-
Sulfate (as SO4)	mg/l	108	± 1,55	108,68	7,61	2,54	101	0,31

Sample: N130B

Parameter	Unit	Target	± CI(99%)	Result	± U	Criteria	Recovery	z-score
Alkalinity Ks 4,3	mmol/l	4,9	± 0,038	4,86	0,39	0,0717	99,1	-0,62
Boron	mg/l	0,0915	± 0,00676	-	-	0,00812	-	-
Calcium	mg/l	73,1	± 1,26	72,77	0,34	2,22	99,6	-0,13
Chloride	mg/l	48,3	± 0,893	49,1	1,14	1,55	102	0,55
DOC (as C)	mg/l	2,3	± 0,131	2,3	0,368	0,205	100	0,01
Total-P (as PO4)	mg/l	0,249	± 0,00849	-	-	0,013	-	-
Total hardness	°d	20,1	± 0,255	19,91	1,59	0,442	99	-0,45
Hydrogen carbonate	mg/l	297	± 3,01	293	23	5,21	98,8	-0,71
Potassium	mg/l	3,01	± 0,109	2,96	0,56	0,189	98,5	-0,24
El. conductivity (25°C)	µS/c	778	± 4,69	769	30	9,12	98,8	-1,04
Magnesium	mg/l	42,7	± 0,775	42,17	3,37	1,37	98,8	-0,37
Sodium	mg/l	25,2	± 0,566	25,35	2,02	0,961	101	0,21
Ammonium (as NH4)	mg/l	0,188	± 0,00809	0,185	0,028	0,015	98,3	-0,21
Nitrite (as NO2)	mg/l	0,135	± 0,00404	0,137	0,007	0,00725	101	0,25
Nitrate (as NO3)	mg/l	40,6	± 0,578	40,28	2,82	1,04	99,2	-0,32

Parameter	Unit	Target ± CI(99%)	Result	± U	Criteria	Recovery	z-score
Orthophosphate (as PO4)	mg/l	0,147 ± 0,00584	-	-	0,00871	-	-
Sulfate (as SO4)	mg/l	68,2 ± 1,14	68,68	4,81	1,86	101	0,28



The following results were achieved:

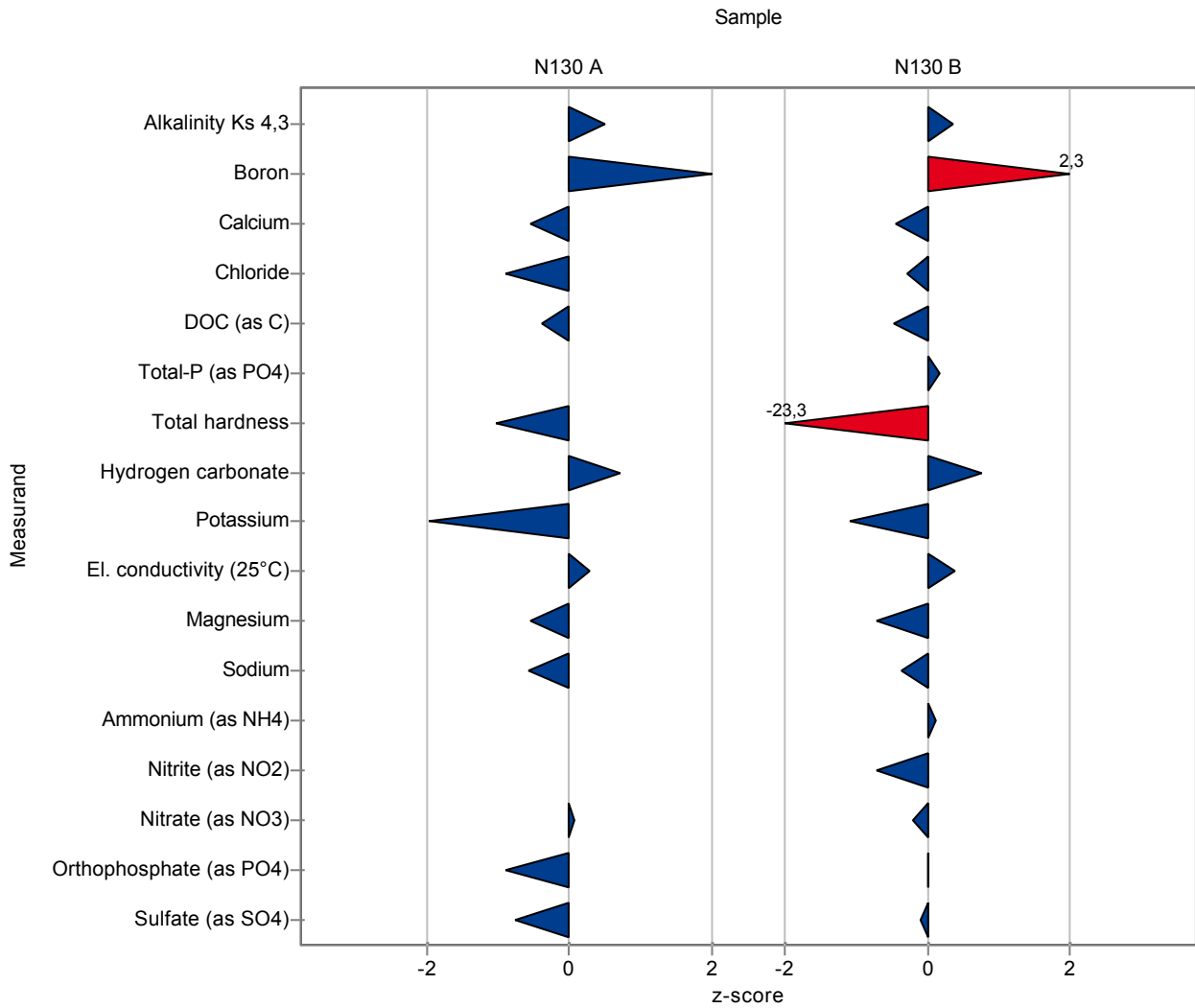
Sample: N130A

Parameter	Unit	Target ± CI(99%)	Result	± U	Criteria	Recovery	z-score
Alkalinity Ks 4,3	mmol/l	6,5 ± 0,0497	6,55	0,03	0,0936	101	0,49
Boron	mg/l	0,152 ± 0,00712	0,17	0,02	0,00888	112	1,99
Calcium	mg/l	89,9 ± 1,41	88,6	1,3	2,45	98,5	-0,54
Chloride	mg/l	70,6 ± 0,911	69,2	1,7	1,55	98	-0,9
DOC (as C)	mg/l	1,14 ± 0,137	1,06	0,01	0,215	92,7	-0,39
Total-P (as PO4)	mg/l	0,0368 ± 0,00447	<0,064 (LOQ)	-	0,00698	-	-
Total hardness	°d	28,5 ± 0,341	27,9	1,1	0,602	97,8	-1,04
Hydrogen carbonate	mg/l	395 ± 3,29	399,4	1,7	5,8	101	0,7
Potassium	mg/l	3,81 ± 0,0923	3,5	0,1	0,16	91,8	-1,97
El. conductivity (25°C)	µS/c	1070 ± 6,85	1075	16	13,1	100	0,29
Magnesium	mg/l	69,1 ± 1,45	67,6	2,7	2,7	97,9	-0,54
Sodium	mg/l	35,8 ± 0,735	35	0,6	1,3	97,9	-0,58
Ammonium (as NH4)	mg/l	0,0481 ± 0,0406	<0,01 (LOQ)	-	0,0428	-	-
Nitrite (as NO2)	mg/l	- ± -	0,003	0,0002	-	-	-
Nitrate (as NO3)	mg/l	64,7 ± 0,999	64,8	1,8	1,79	100	0,07
Orthophosphate (as PO4)	mg/l	0,0315 ± 0,00353	0,027	0,002	0,00513	85,6	-0,89
Sulfate (as SO4)	mg/l	108 ± 1,55	106	2,5	2,54	98,2	-0,75

Sample: N130B

Parameter	Unit	Target ± CI(99%)	Result	± U	Criteria	Recovery	z-score
Alkalinity Ks 4,3	mmol/l	4,9 ± 0,038	4,93	0,02	0,0717	101	0,35
Boron	mg/l	0,0915 ± 0,00676	0,11	0,01	0,00812	120	2,27
Calcium	mg/l	73,1 ± 1,26	72,1	1,1	2,22	98,7	-0,43
Chloride	mg/l	48,3 ± 0,893	47,8	1,1	1,55	99,1	-0,29
DOC (as C)	mg/l	2,3 ± 0,131	2,2	0,02	0,205	95,8	-0,48
Total-P (as PO4)	mg/l	0,249 ± 0,00849	0,251	0,024	0,013	101	0,17
Total hardness	°d	20,1 ± 0,255	9,8	0,2	0,442	48,7	-23,3
Hydrogen carbonate	mg/l	297 ± 3,01	300,6	1,3	5,21	101	0,75
Potassium	mg/l	3,01 ± 0,109	2,8	0,1	0,189	93,2	-1,08
El. conductivity (25°C)	µS/c	778 ± 4,69	782	11,8	9,12	100	0,39
Magnesium	mg/l	42,7 ± 0,775	41,7	1,7	1,37	97,7	-0,71
Sodium	mg/l	25,2 ± 0,566	24,8	0,4	0,961	98,6	-0,37
Ammonium (as NH4)	mg/l	0,188 ± 0,00809	0,19	0,01	0,015	101	0,12
Nitrite (as NO2)	mg/l	0,135 ± 0,00404	0,13	0,007	0,00725	96,1	-0,72
Nitrate (as NO3)	mg/l	40,6 ± 0,578	40,4	1,1	1,04	99,5	-0,2

Parameter	Unit	Target ± CI(99%)	Result	± U	Criteria	Recovery	z-score
Orthophosphate (as PO ₄)	mg/l	0,147 ± 0,00584	0,147	0,012	0,00871	100	0,00
Sulfate (as SO ₄)	mg/l	68,2 ± 1,14	68	1,6	1,86	99,8	-0,09



The following results were achieved:

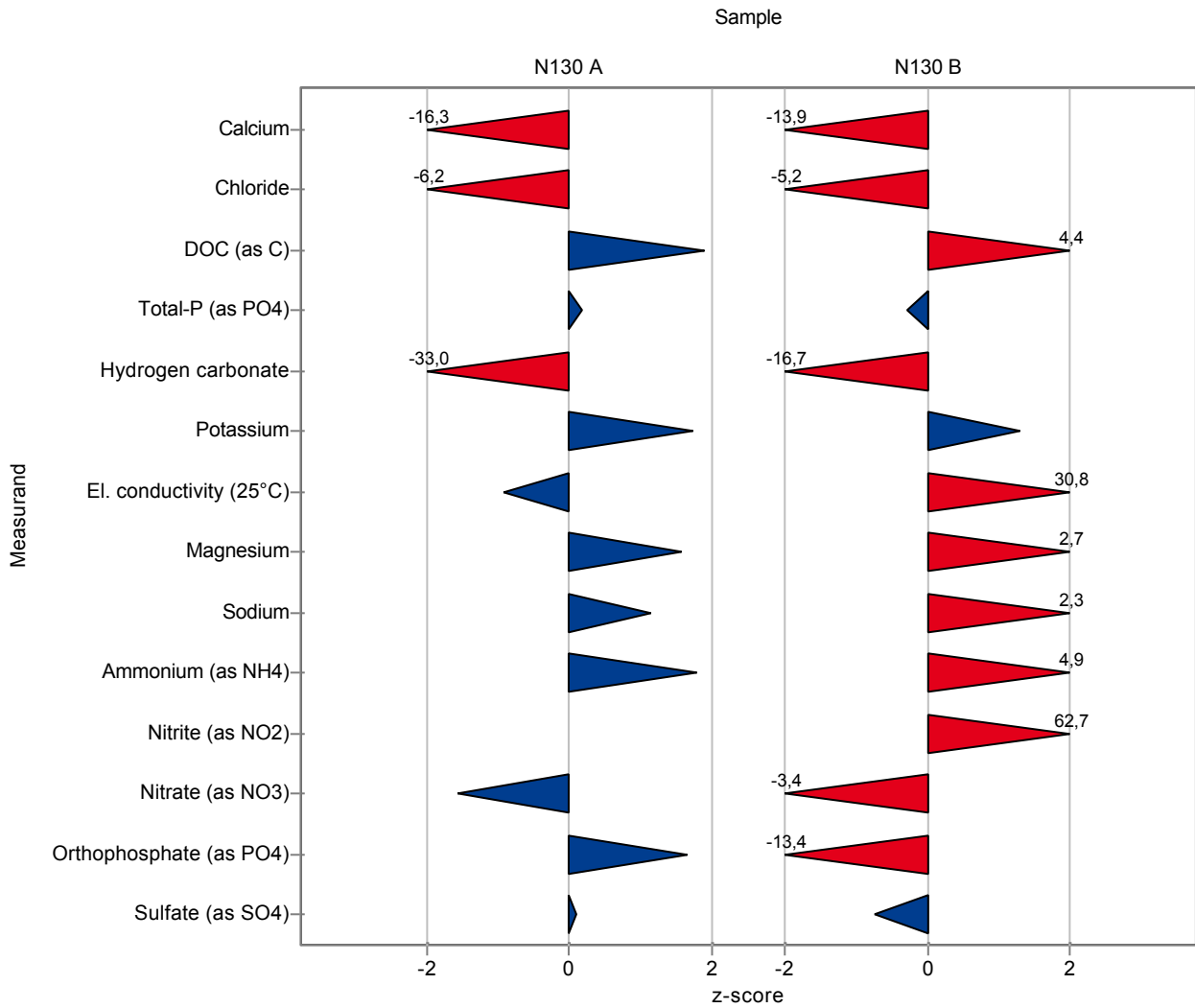
Sample: N130A

Parameter	Unit	Target ± CI(99%)	Result	± U	Criteria	Recovery	z-score
Alkalinity Ks 4,3	mmol/l	6,5 ± 0,0497	-	-	0,0936	-	-
Boron	mg/l	0,152 ± 0,00712	-	-	0,00888	-	-
Calcium	mg/l	89,9 ± 1,41	50,03	0,15	2,45	55,6	-16,3
Chloride	mg/l	70,6 ± 0,911	60,92	0,22	1,55	86,3	-6,25
DOC (as C)	mg/l	1,14 ± 0,137	1,55	0,06	0,215	136	1,89
Total-P (as PO4)	mg/l	0,0368 ± 0,00447	0,038	0,001	0,00698	103	0,17
Total hardness	°d	28,5 ± 0,341	-	-	0,602	-	-
Hydrogen carbonate	mg/l	395 ± 3,29	204	22,71	5,8	51,6	-33
Potassium	mg/l	3,81 ± 0,0923	4,09	0,12	0,16	107	1,72
El. conductivity (25°C)	µS/c	1070 ± 6,85	1059	-	13,1	98,9	-0,93
Magnesium	mg/l	69,1 ± 1,45	73,31	0,8	2,7	106	1,58
Sodium	mg/l	35,8 ± 0,735	37,21	0,3	1,3	104	1,12
Ammonium (as NH4)	mg/l	0,0481 ± 0,0406	0,124	0,023	0,0428	258	1,77
Nitrite (as NO2)	mg/l	- ± -	0,01	-	-	-	-
Nitrate (as NO3)	mg/l	64,7 ± 0,999	61,9	0,2	1,79	95,7	-1,55
Orthophosphate (as PO4)	mg/l	0,0315 ± 0,00353	0,04	-	0,00513	127	1,65
Sulfate (as SO4)	mg/l	108 ± 1,55	108,16	0,85	2,54	100	0,1

Sample: N130B

Parameter	Unit	Target ± CI(99%)	Result	± U	Criteria	Recovery	z-score
Alkalinity Ks 4,3	mmol/l	4,9 ± 0,038	-	-	0,0717	-	-
Boron	mg/l	0,0915 ± 0,00676	-	-	0,00812	-	-
Calcium	mg/l	73,1 ± 1,26	42,24	0,11	2,22	57,8	-13,9
Chloride	mg/l	48,3 ± 0,893	40,14	0,14	1,55	83,2	-5,24
DOC (as C)	mg/l	2,3 ± 0,131	3,21	0,05	0,205	140	4,45
Total-P (as PO4)	mg/l	0,249 ± 0,00849	0,245	0,001	0,013	98,5	-0,29
Total hardness	°d	20,1 ± 0,255	-	-	0,442	-	-
Hydrogen carbonate	mg/l	297 ± 3,01	209,9	2,66	5,21	70,7	-16,7
Potassium	mg/l	3,01 ± 0,109	3,25	0,1	0,189	108	1,29
El. conductivity (25°C)	µS/c	778 ± 4,69	1059	-	9,12	136	30,8
Magnesium	mg/l	42,7 ± 0,775	46,36	0,3	1,37	109	2,69
Sodium	mg/l	25,2 ± 0,566	27,39	0,17	0,961	109	2,33
Ammonium (as NH4)	mg/l	0,188 ± 0,00809	0,262	0,021	0,015	139	4,92
Nitrite (as NO2)	mg/l	0,135 ± 0,00404	0,59	0,03	0,00725	436	62,7
Nitrate (as NO3)	mg/l	40,6 ± 0,578	37,04	0,25	1,04	91,2	-3,43

Parameter	Unit	Target ± CI(99%)	Result	± U	Criteria	Recovery	z-score
Orthophosphate (as PO ₄)	mg/l	0,147 ± 0,00584	0,03	0,01	0,00871	20,4	-13,4
Sulfate (as SO ₄)	mg/l	68,2 ± 1,14	66,78	0,11	1,86	98	-0,74



The following results were achieved:

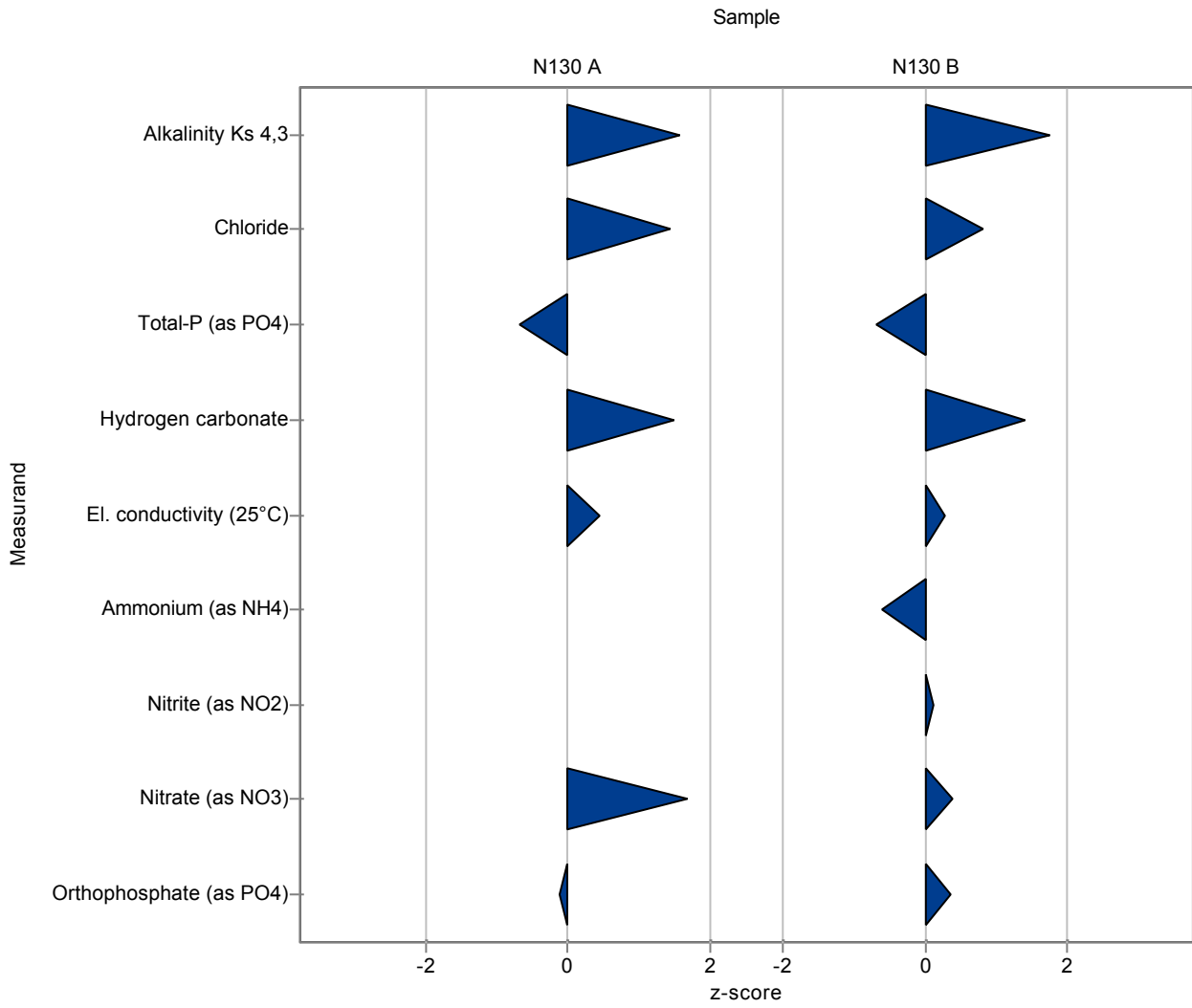
Sample: N130A

Parameter	Unit	Target	± CI(99%)	Result	± U	Criteria	Recovery	z-score
Alkalinity Ks 4,3	mmol/l	6,5	± 0,0497	6,65	-	0,0936	102	1,56
Boron	mg/l	0,152	± 0,00712	-	-	0,00888	-	-
Calcium	mg/l	89,9	± 1,41	-	-	2,45	-	-
Chloride	mg/l	70,6	± 0,911	72,8	-	1,55	103	1,42
DOC (as C)	mg/l	1,14	± 0,137	-	-	0,215	-	-
Total-P (as PO4)	mg/l	0,0368	± 0,00447	0,032	-	0,00698	86,9	-0,69
Total hardness	°d	28,5	± 0,341	-	-	0,602	-	-
Hydrogen carbonate	mg/l	395	± 3,29	404	-	5,8	102	1,49
Potassium	mg/l	3,81	± 0,0923	-	-	0,16	-	-
El. conductivity (25°C)	µS/c	1070	± 6,85	1077	-	13,1	101	0,45
Magnesium	mg/l	69,1	± 1,45	-	-	2,7	-	-
Sodium	mg/l	35,8	± 0,735	-	-	1,3	-	-
Ammonium (as NH4)	mg/l	0,0481	± 0,0406	<0,005 (LOQ)	-	0,0428	-	-
Nitrite (as NO2)	mg/l	-	± -	<0,005 (LOQ)	-	-	-	-
Nitrate (as NO3)	mg/l	64,7	± 0,999	67,7	-	1,79	105	1,68
Orthophosphate (as PO4)	mg/l	0,0315	± 0,00353	0,031	-	0,00513	98,3	-0,11
Sulfate (as SO4)	mg/l	108	± 1,55	-	-	2,54	-	-

Sample: N130B

Parameter	Unit	Target	± CI(99%)	Result	± U	Criteria	Recovery	z-score
Alkalinity Ks 4,3	mmol/l	4,9	± 0,038	5,03	-	0,0717	103	1,75
Boron	mg/l	0,0915	± 0,00676	-	-	0,00812	-	-
Calcium	mg/l	73,1	± 1,26	-	-	2,22	-	-
Chloride	mg/l	48,3	± 0,893	49,5	-	1,55	103	0,81
DOC (as C)	mg/l	2,3	± 0,131	-	-	0,205	-	-
Total-P (as PO4)	mg/l	0,249	± 0,00849	0,24	-	0,013	96,5	-0,68
Total hardness	°d	20,1	± 0,255	-	-	0,442	-	-
Hydrogen carbonate	mg/l	297	± 3,01	304	-	5,21	102	1,4
Potassium	mg/l	3,01	± 0,109	-	-	0,189	-	-
El. conductivity (25°C)	µS/c	778	± 4,69	781	-	9,12	100	0,28
Magnesium	mg/l	42,7	± 0,775	-	-	1,37	-	-
Sodium	mg/l	25,2	± 0,566	-	-	0,961	-	-
Ammonium (as NH4)	mg/l	0,188	± 0,00809	0,179	-	0,015	95,1	-0,61
Nitrite (as NO2)	mg/l	0,135	± 0,00404	0,136	-	0,00725	101	0,11
Nitrate (as NO3)	mg/l	40,6	± 0,578	41	-	1,04	101	0,38

Parameter	Unit	Target ± CI(99%)	Result	± U	Criteria	Recovery	z-score
Orthophosphate (as PO ₄)	mg/l	0,147 ± 0,00584	0,15	-	0,00871	102	0,35
Sulfate (as SO ₄)	mg/l	68,2 ± 1,14	-	-	1,86	-	-



The following results were achieved:

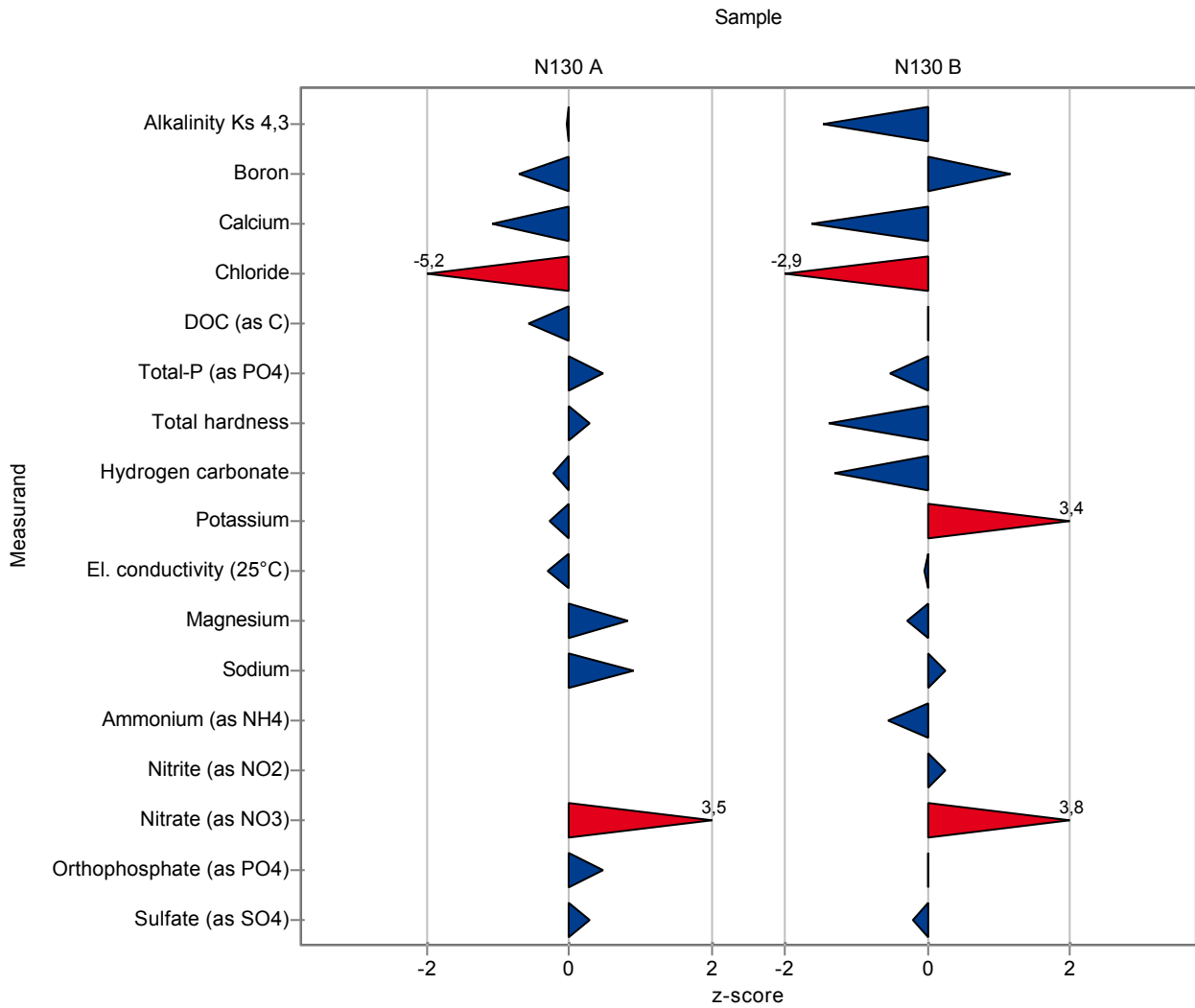
Sample: N130A

Parameter	Unit	Target ± CI(99%)	Result	± U	Criteria	Recovery	z-score
Alkalinity Ks 4,3	mmol/l	6,5 ± 0,0497	6,5	0,65	0,0936	99,9	-0,04
Boron	mg/l	0,152 ± 0,00712	0,146	0,022	0,00888	95,8	-0,72
Calcium	mg/l	89,9 ± 1,41	87,3	13,1	2,45	97,1	-1,07
Chloride	mg/l	70,6 ± 0,911	62,5	9,4	1,55	88,5	-5,23
DOC (as C)	mg/l	1,14 ± 0,137	1,02	0,15	0,215	89,2	-0,58
Total-P (as PO4)	mg/l	0,0368 ± 0,00447	0,04	0,006	0,00698	109	0,46
Total hardness	°d	28,5 ± 0,341	28,7	4,3	0,602	101	0,29
Hydrogen carbonate	mg/l	395 ± 3,29	394	39,4	5,8	99,7	-0,23
Potassium	mg/l	3,81 ± 0,0923	3,77	0,6	0,16	98,8	-0,28
El. conductivity (25°C)	µS/c	1070 ± 6,85	1067	32	13,1	99,6	-0,32
Magnesium	mg/l	69,1 ± 1,45	71,3	10,7	2,7	103	0,83
Sodium	mg/l	35,8 ± 0,735	36,9	5,5	1,3	103	0,89
Ammonium (as NH4)	mg/l	0,0481 ± 0,0406	<0,01 (LOQ)	-	0,0428	-	-
Nitrite (as NO2)	mg/l	- ± -	<0,01 (LOQ)	-	-	-	-
Nitrate (as NO3)	mg/l	64,7 ± 0,999	70,9	10,6	1,79	110	3,47
Orthophosphate (as PO4)	mg/l	0,0315 ± 0,00353	0,034	0,005	0,00513	108	0,48
Sulfate (as SO4)	mg/l	108 ± 1,55	108,6	16,3	2,54	101	0,28

Sample: N130B

Parameter	Unit	Target ± CI(99%)	Result	± U	Criteria	Recovery	z-score
Alkalinity Ks 4,3	mmol/l	4,9 ± 0,038	4,8	0,48	0,0717	97,9	-1,46
Boron	mg/l	0,0915 ± 0,00676	0,101	0,015	0,00812	110	1,17
Calcium	mg/l	73,1 ± 1,26	69,5	10,4	2,22	95,1	-1,61
Chloride	mg/l	48,3 ± 0,893	43,8	6,6	1,55	90,8	-2,88
DOC (as C)	mg/l	2,3 ± 0,131	2,3	0,35	0,205	100	0,01
Total-P (as PO4)	mg/l	0,249 ± 0,00849	0,242	0,036	0,013	97,3	-0,52
Total hardness	°d	20,1 ± 0,255	19,5	2,9	0,442	97	-1,38
Hydrogen carbonate	mg/l	297 ± 3,01	290	29	5,21	97,7	-1,29
Potassium	mg/l	3,01 ± 0,109	3,65	0,5	0,189	121	3,4
El. conductivity (25°C)	µS/c	778 ± 4,69	778	23,3	9,12	99,9	-0,05
Magnesium	mg/l	42,7 ± 0,775	42,3	6,3	1,37	99,1	-0,28
Sodium	mg/l	25,2 ± 0,566	25,4	3,8	0,961	101	0,26
Ammonium (as NH4)	mg/l	0,188 ± 0,00809	0,18	0,027	0,015	95,7	-0,54
Nitrite (as NO2)	mg/l	0,135 ± 0,00404	0,137	0,021	0,00725	101	0,25
Nitrate (as NO3)	mg/l	40,6 ± 0,578	44,6	6,7	1,04	110	3,85

Parameter	Unit	Target ± CI(99%)	Result	± U	Criteria	Recovery	z-score
Orthophosphate (as PO ₄)	mg/l	0,147 ± 0,00584	0,147	0,022	0,00871	100	0,00
Sulfate (as SO ₄)	mg/l	68,2 ± 1,14	67,8	10,2	1,86	99,5	-0,2



The following results were achieved:

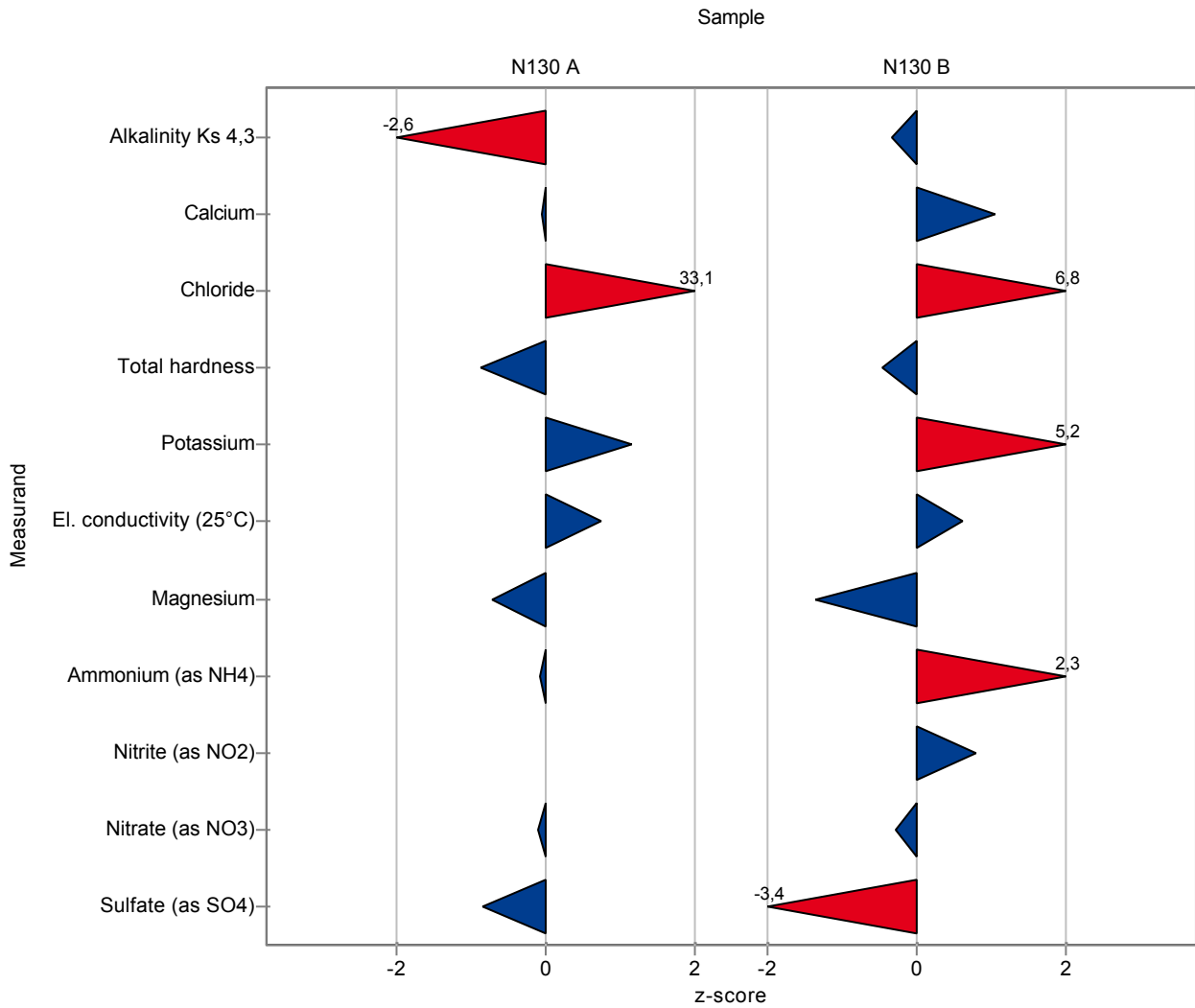
Sample: N130A

Parameter	Unit	Target ± CI(99%)	Result	± U	Criteria	Recovery	z-score
Alkalinity Ks 4,3	mmol/l	6,5 ± 0,0497	6,26	0,1	0,0936	96,3	-2,6
Boron	mg/l	0,152 ± 0,00712	-	-	0,00888	-	-
Calcium	mg/l	89,9 ± 1,41	89,8	2	2,45	99,9	-0,05
Chloride	mg/l	70,6 ± 0,911	121,8	2	1,55	173	33,1
DOC (as C)	mg/l	1,14 ± 0,137	-	-	0,215	-	-
Total-P (as PO4)	mg/l	0,0368 ± 0,00447	-	-	0,00698	-	-
Total hardness	°d	28,5 ± 0,341	28	2	0,602	98,2	-0,87
Hydrogen carbonate	mg/l	395 ± 3,29	-	-	5,8	-	-
Potassium	mg/l	3,81 ± 0,0923	4	1	0,16	105	1,16
El. conductivity (25°C)	µS/c	1070 ± 6,85	1081	4	13,1	101	0,75
Magnesium	mg/l	69,1 ± 1,45	67,1	2	2,7	97,2	-0,73
Sodium	mg/l	35,8 ± 0,735	-	-	1,3	-	-
Ammonium (as NH4)	mg/l	0,0481 ± 0,0406	0,0455	0,01	0,0428	94,6	-0,06
Nitrite (as NO2)	mg/l	- ± -	<0,01 (LOQ)	-	-	-	-
Nitrate (as NO3)	mg/l	64,7 ± 0,999	64,5	2,5	1,79	99,7	-0,1
Orthophosphate (as PO4)	mg/l	0,0315 ± 0,00353	-	-	0,00513	-	-
Sulfate (as SO4)	mg/l	108 ± 1,55	105,75	5	2,54	98	-0,85

Sample: N130B

Parameter	Unit	Target ± CI(99%)	Result	± U	Criteria	Recovery	z-score
Alkalinity Ks 4,3	mmol/l	4,9 ± 0,038	4,88	0,1	0,0717	99,5	-0,34
Boron	mg/l	0,0915 ± 0,00676	-	-	0,00812	-	-
Calcium	mg/l	73,1 ± 1,26	75,4	2	2,22	103	1,05
Chloride	mg/l	48,3 ± 0,893	58,8	2	1,55	122	6,82
DOC (as C)	mg/l	2,3 ± 0,131	-	-	0,205	-	-
Total-P (as PO4)	mg/l	0,249 ± 0,00849	-	-	0,013	-	-
Total hardness	°d	20,1 ± 0,255	19,9	2	0,442	99	-0,47
Hydrogen carbonate	mg/l	297 ± 3,01	-	-	5,21	-	-
Potassium	mg/l	3,01 ± 0,109	4	1	0,189	133	5,25
El. conductivity (25°C)	µS/c	778 ± 4,69	784	4	9,12	101	0,61
Magnesium	mg/l	42,7 ± 0,775	40,8	2	1,37	95,6	-1,37
Sodium	mg/l	25,2 ± 0,566	-	-	0,961	-	-
Ammonium (as NH4)	mg/l	0,188 ± 0,00809	0,2225	0,01	0,015	118	2,29
Nitrite (as NO2)	mg/l	0,135 ± 0,00404	0,141	0,003	0,00725	104	0,8
Nitrate (as NO3)	mg/l	40,6 ± 0,578	40,3	2,5	1,04	99,2	-0,3

Parameter	Unit	Target ± CI(99%)	Result	± U	Criteria	Recovery	z-score
Orthophosphate (as PO4)	mg/l	0,147 ± 0,00584	-	-	0,00871	-	-
Sulfate (as SO4)	mg/l	68,2 ± 1,14	61,75	5	1,86	90,6	-3,45



The following results were achieved:

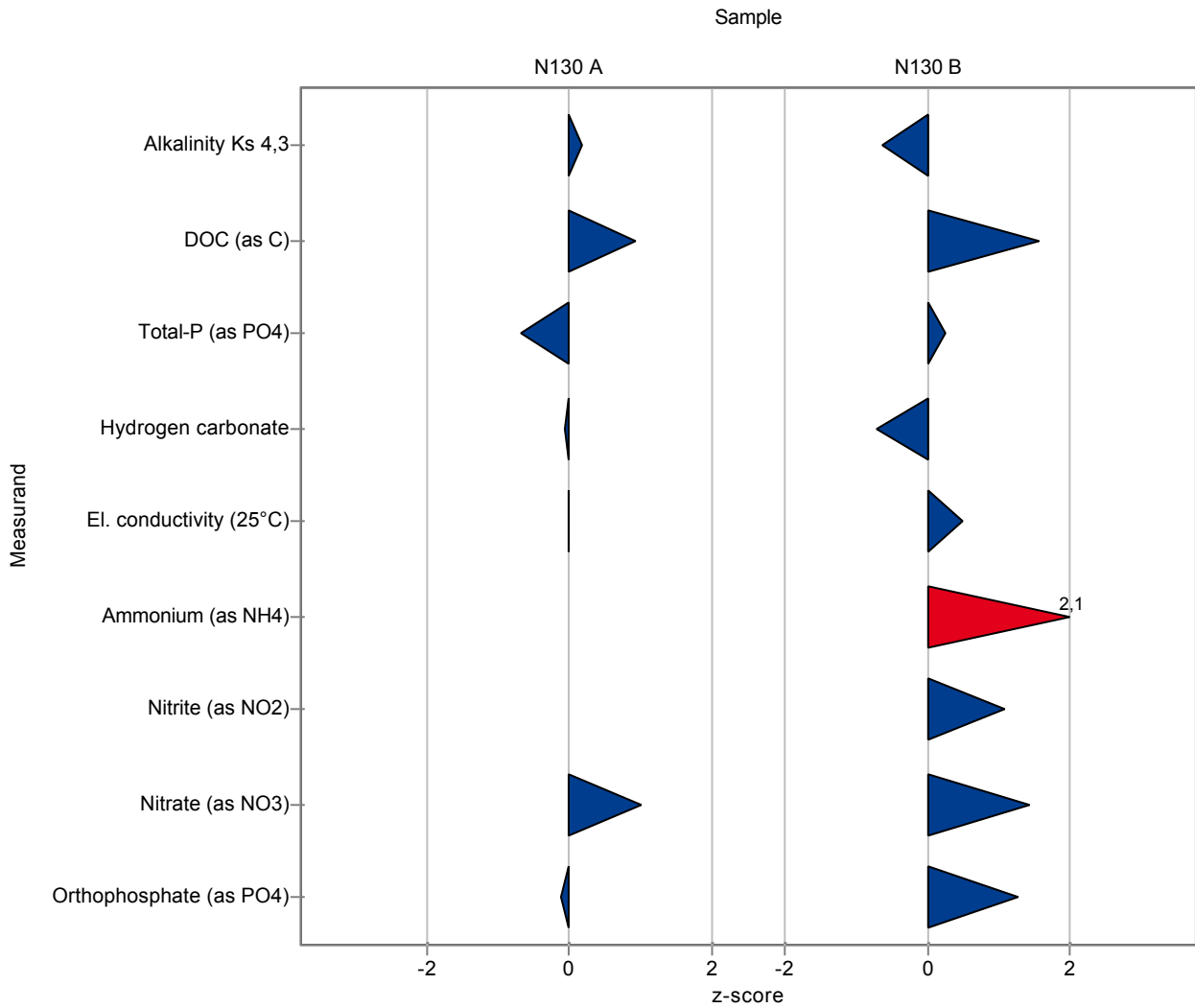
Sample: N130A

Parameter	Unit	Target ± CI(99%)	Result	± U	Criteria	Recovery	z-score
Alkalinity Ks 4,3	mmol/l	6,5 ± 0,0497	6,52	1,3	0,0936	100	0,17
Boron	mg/l	0,152 ± 0,00712	-	-	0,00888	-	-
Calcium	mg/l	89,9 ± 1,41	-	-	2,45	-	-
Chloride	mg/l	70,6 ± 0,911	-	-	1,55	-	-
DOC (as C)	mg/l	1,14 ± 0,137	1,34	0,2	0,215	117	0,91
Total-P (as PO4)	mg/l	0,0368 ± 0,00447	0,032	0,006	0,00698	86,9	-0,69
Total hardness	°d	28,5 ± 0,341	-	-	0,602	-	-
Hydrogen carbonate	mg/l	395 ± 3,29	395	79	5,8	99,9	-0,06
Potassium	mg/l	3,81 ± 0,0923	-	-	0,16	-	-
El. conductivity (25°C)	µS/c	1070 ± 6,85	1071	43	13,1	100	-0,01
Magnesium	mg/l	69,1 ± 1,45	-	-	2,7	-	-
Sodium	mg/l	35,8 ± 0,735	-	-	1,3	-	-
Ammonium (as NH4)	mg/l	0,0481 ± 0,0406	<0,05 (LOQ)	-	0,0428	-	-
Nitrite (as NO2)	mg/l	- ± -	<0,01 (LOQ)	-	-	-	-
Nitrate (as NO3)	mg/l	64,7 ± 0,999	66,5	4,7	1,79	103	1,02
Orthophosphate (as PO4)	mg/l	0,0315 ± 0,00353	0,031	0,005	0,00513	98,3	-0,11
Sulfate (as SO4)	mg/l	108 ± 1,55	-	-	2,54	-	-

Sample: N130B

Parameter	Unit	Target ± CI(99%)	Result	± U	Criteria	Recovery	z-score
Alkalinity Ks 4,3	mmol/l	4,9 ± 0,038	4,86	0,97	0,0717	99,1	-0,62
Boron	mg/l	0,0915 ± 0,00676	-	-	0,00812	-	-
Calcium	mg/l	73,1 ± 1,26	-	-	2,22	-	-
Chloride	mg/l	48,3 ± 0,893	-	-	1,55	-	-
DOC (as C)	mg/l	2,3 ± 0,131	2,62	0,39	0,205	114	1,57
Total-P (as PO4)	mg/l	0,249 ± 0,00849	0,252	0,05	0,013	101	0,25
Total hardness	°d	20,1 ± 0,255	-	-	0,442	-	-
Hydrogen carbonate	mg/l	297 ± 3,01	293	59	5,21	98,8	-0,71
Potassium	mg/l	3,01 ± 0,109	-	-	0,189	-	-
El. conductivity (25°C)	µS/c	778 ± 4,69	783	31	9,12	101	0,5
Magnesium	mg/l	42,7 ± 0,775	-	-	1,37	-	-
Sodium	mg/l	25,2 ± 0,566	-	-	0,961	-	-
Ammonium (as NH4)	mg/l	0,188 ± 0,00809	0,22	0,03	0,015	117	2,12
Nitrite (as NO2)	mg/l	0,135 ± 0,00404	0,143	0,01	0,00725	106	1,07
Nitrate (as NO3)	mg/l	40,6 ± 0,578	42,1	2,9	1,04	104	1,44

Parameter	Unit	Target ± CI(99%)	Result	± U	Criteria	Recovery	z-score
Orthophosphate (as PO ₄)	mg/l	0,147 ± 0,00584	0,158	0,024	0,00871	108	1,27
Sulfate (as SO ₄)	mg/l	68,2 ± 1,14	-	-	1,86	-	-



The following results were achieved:

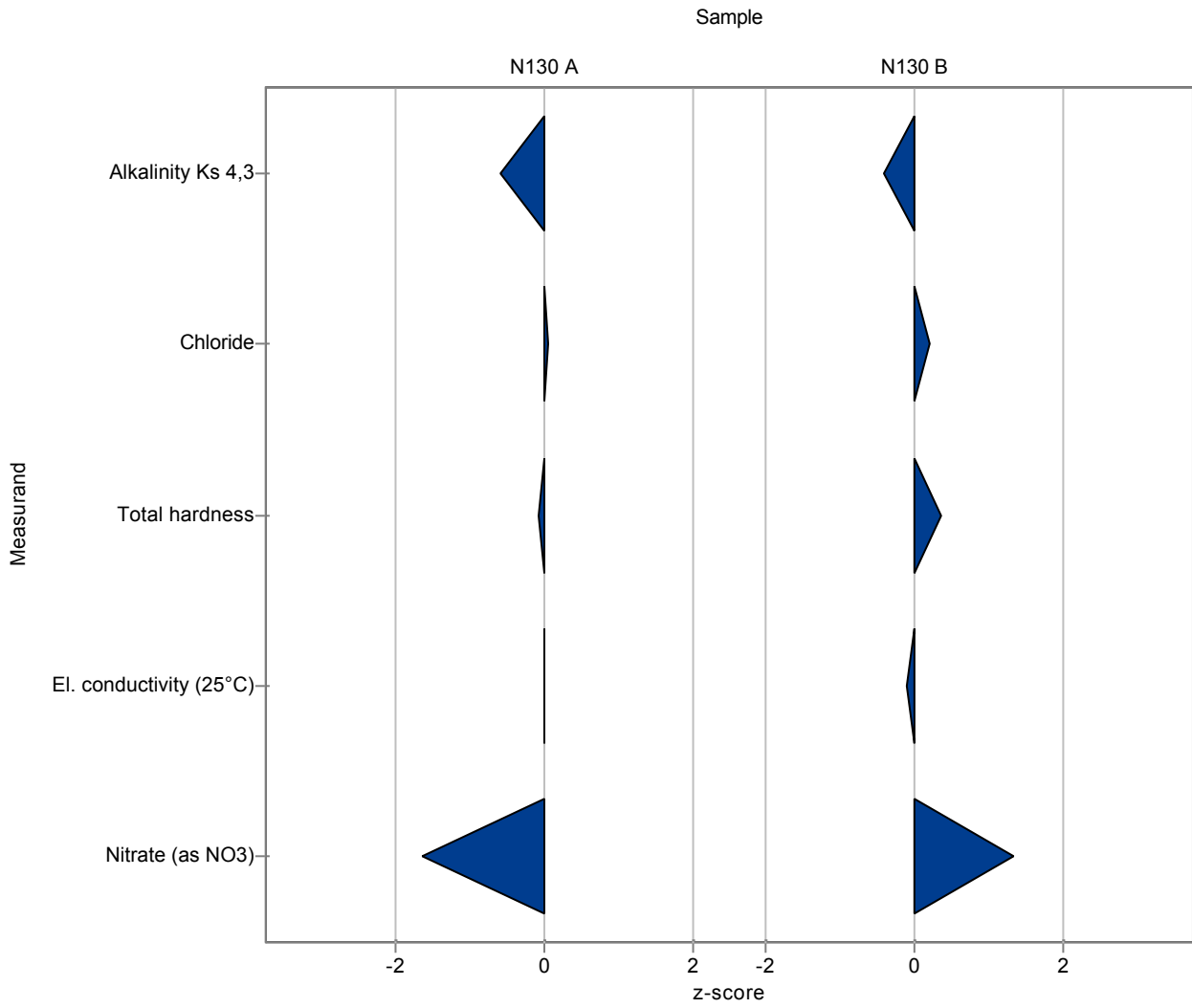
Sample: N130A

Parameter	Unit	Target ± CI(99%)	Result	± U	Criteria	Recovery	z-score
Alkalinity Ks 4,3	mmol/l	6,5 ± 0,0497	6,45	0,103	0,0936	99,2	-0,57
Boron	mg/l	0,152 ± 0,00712	-	-	0,00888	-	-
Calcium	mg/l	89,9 ± 1,41	-	-	2,45	-	-
Chloride	mg/l	70,6 ± 0,911	70,7	1,78	1,55	100	0,07
DOC (as C)	mg/l	1,14 ± 0,137	-	-	0,215	-	-
Total-P (as PO4)	mg/l	0,0368 ± 0,00447	-	-	0,00698	-	-
Total hardness	°d	28,5 ± 0,341	28,473	2,71	0,602	99,8	-0,08
Hydrogen carbonate	mg/l	395 ± 3,29	-	-	5,8	-	-
Potassium	mg/l	3,81 ± 0,0923	-	-	0,16	-	-
El. conductivity (25°C)	µS/c	1070 ± 6,85	1071,3	18,5	13,1	100	0,01
Magnesium	mg/l	69,1 ± 1,45	-	-	2,7	-	-
Sodium	mg/l	35,8 ± 0,735	-	-	1,3	-	-
Ammonium (as NH4)	mg/l	0,0481 ± 0,0406	-	-	0,0428	-	-
Nitrite (as NO2)	mg/l	- ± -	<0,5 (LOD)	-	-	-	-
Nitrate (as NO3)	mg/l	64,7 ± 0,999	61,75	-	1,79	95,5	-1,63
Orthophosphate (as PO4)	mg/l	0,0315 ± 0,00353	-	-	0,00513	-	-
Sulfate (as SO4)	mg/l	108 ± 1,55	-	-	2,54	-	-

Sample: N130B

Parameter	Unit	Target ± CI(99%)	Result	± U	Criteria	Recovery	z-score
Alkalinity Ks 4,3	mmol/l	4,9 ± 0,038	4,875	0,08	0,0717	99,4	-0,41
Boron	mg/l	0,0915 ± 0,00676	-	-	0,00812	-	-
Calcium	mg/l	73,1 ± 1,26	-	-	2,22	-	-
Chloride	mg/l	48,3 ± 0,893	48,578	1,7	1,55	101	0,21
DOC (as C)	mg/l	2,3 ± 0,131	-	-	0,205	-	-
Total-P (as PO4)	mg/l	0,249 ± 0,00849	-	-	0,013	-	-
Total hardness	°d	20,1 ± 0,255	20,268	2,7	0,442	101	0,36
Hydrogen carbonate	mg/l	297 ± 3,01	-	-	5,21	-	-
Potassium	mg/l	3,01 ± 0,109	-	-	0,189	-	-
El. conductivity (25°C)	µS/c	778 ± 4,69	777,5	20,56	9,12	99,9	-0,1
Magnesium	mg/l	42,7 ± 0,775	-	-	1,37	-	-
Sodium	mg/l	25,2 ± 0,566	-	-	0,961	-	-
Ammonium (as NH4)	mg/l	0,188 ± 0,00809	-	-	0,015	-	-
Nitrite (as NO2)	mg/l	0,135 ± 0,00404	<0,5 (LOD)	-	0,00725	-	-
Nitrate (as NO3)	mg/l	40,6 ± 0,578	42	-	1,04	103	1,34

Parameter	Unit	Target ± CI(99%)	Result	± U	Criteria	Recovery	z-score
Orthophosphate (as PO ₄)	mg/l	0,147 ± 0,00584	-	-	0,00871	-	-
Sulfate (as SO ₄)	mg/l	68,2 ± 1,14	-	-	1,86	-	-



The following results were achieved:

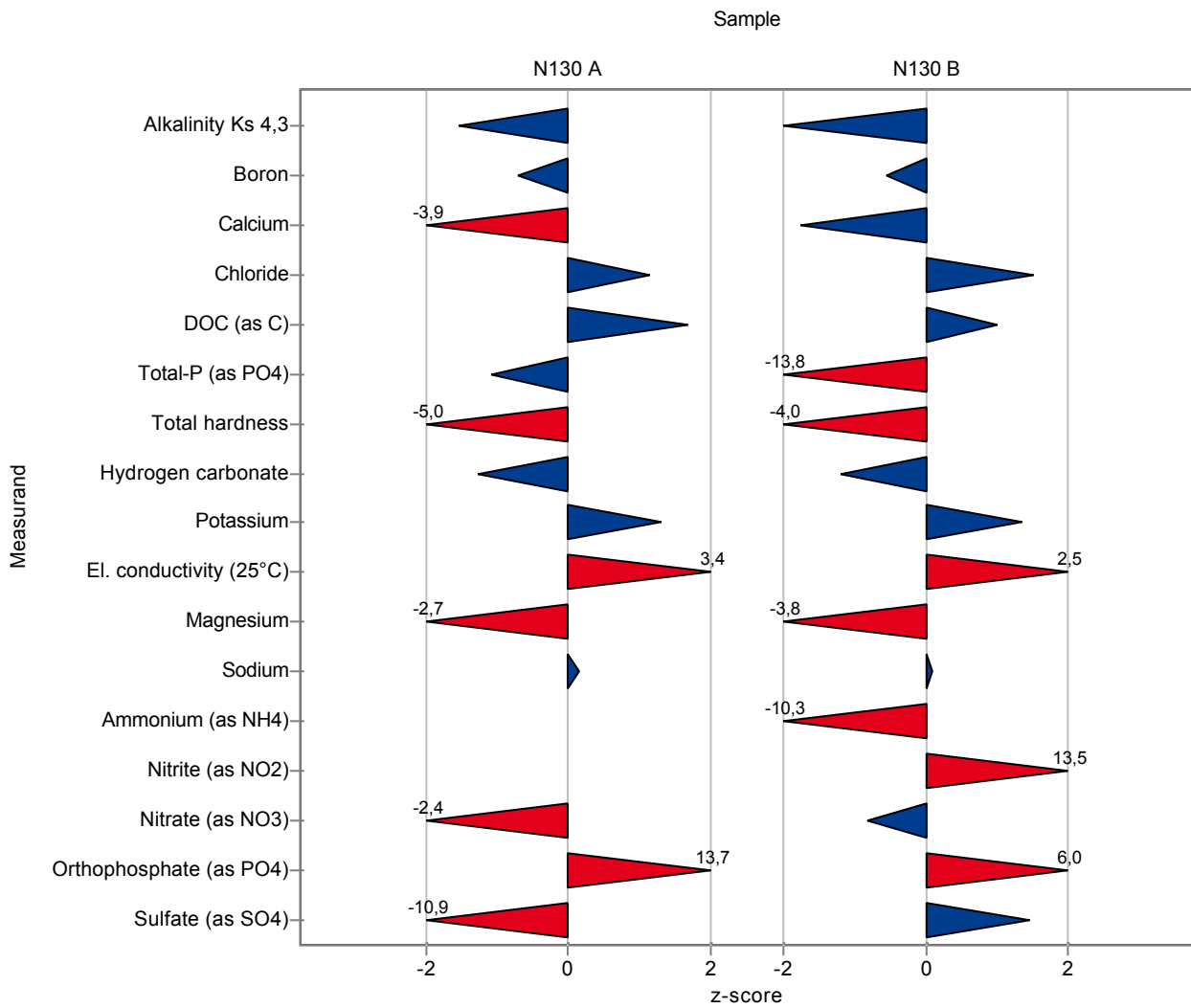
Sample: N130A

Parameter	Unit	Target	± CI(99%)	Result	± U	Criteria	Recovery	z-score
Alkalinity Ks 4,3	mmol/l	6,5	± 0,0497	6,3615	0,63	0,0936	97,8	-1,52
Boron	mg/l	0,152	± 0,00712	0,146	0,014	0,00888	95,8	-0,72
Calcium	mg/l	89,9	± 1,41	80,25	8,02	2,45	89,3	-3,95
Chloride	mg/l	70,6	± 0,911	72,375	7,23	1,55	103	1,15
DOC (as C)	mg/l	1,14	± 0,137	1,5	0,15	0,215	131	1,66
Total-P (as PO4)	mg/l	0,0368	± 0,00447	0,0292	0,002	0,00698	79,3	-1,09
Total hardness	°d	28,5	± 0,341	25,51	2,5	0,602	89,4	-5,01
Hydrogen carbonate	mg/l	395	± 3,29	388,036	38,8	5,8	98,1	-1,26
Potassium	mg/l	3,81	± 0,0923	4,02	0,4	0,16	105	1,29
El. conductivity (25°C)	µS/c	1070	± 6,85	1115,35	111,5	13,1	104	3,37
Magnesium	mg/l	69,1	± 1,45	61,9	6,19	2,7	89,6	-2,66
Sodium	mg/l	35,8	± 0,735	35,95	3,59	1,3	101	0,15
Ammonium (as NH4)	mg/l	0,0481	± 0,0406	<0,01 (LOQ)	-	0,0428	-	-
Nitrite (as NO2)	mg/l	-	± -	<0,01 (LOQ)	-	-	-	-
Nitrate (as NO3)	mg/l	64,7	± 0,999	60,33	6	1,79	93,3	-2,42
Orthophosphate (as PO4)	mg/l	0,0315	± 0,00353	0,102	0,01	0,00513	323	13,7
Sulfate (as SO4)	mg/l	108	± 1,55	80,25	8	2,54	74,4	-10,9

Sample: N130B

Parameter	Unit	Target	± CI(99%)	Result	± U	Criteria	Recovery	z-score
Alkalinity Ks 4,3	mmol/l	4,9	± 0,038	4,7615	0,47	0,0717	97,1	-2
Boron	mg/l	0,0915	± 0,00676	0,087	0,008	0,00812	95	-0,56
Calcium	mg/l	73,1	± 1,26	69,2	6,92	2,22	94,7	-1,74
Chloride	mg/l	48,3	± 0,893	50,6	5,06	1,55	105	1,52
DOC (as C)	mg/l	2,3	± 0,131	2,5	0,25	0,205	109	0,99
Total-P (as PO4)	mg/l	0,249	± 0,00849	0,0704	0,007	0,013	28,3	-13,8
Total hardness	°d	20,1	± 0,255	18,34	1,83	0,442	91,2	-4
Hydrogen carbonate	mg/l	297	± 3,01	290,436	29	5,21	97,9	-1,2
Potassium	mg/l	3,01	± 0,109	3,26	0,326	0,189	108	1,34
El. conductivity (25°C)	µS/c	778	± 4,69	800,85	80,8	9,12	103	2,46
Magnesium	mg/l	42,7	± 0,775	37,5	3,75	1,37	87,9	-3,79
Sodium	mg/l	25,2	± 0,566	25,25	2,52	0,961	100	0,1
Ammonium (as NH4)	mg/l	0,188	± 0,00809	0,033	0,003	0,015	17,5	-10,3
Nitrite (as NO2)	mg/l	0,135	± 0,00404	0,233	0,02	0,00725	172	13,5
Nitrate (as NO3)	mg/l	40,6	± 0,578	39,75	3,9	1,04	97,9	-0,82

Parameter	Unit	Target ± CI(99%)	Result	± U	Criteria	Recovery	z-score
Orthophosphate (as PO ₄)	mg/l	0,147 ± 0,00584	0,199	0,02	0,00871	135	5,98
Sulfate (as SO ₄)	mg/l	68,2 ± 1,14	70,85	7,08	1,86	104	1,44



The following results were achieved:

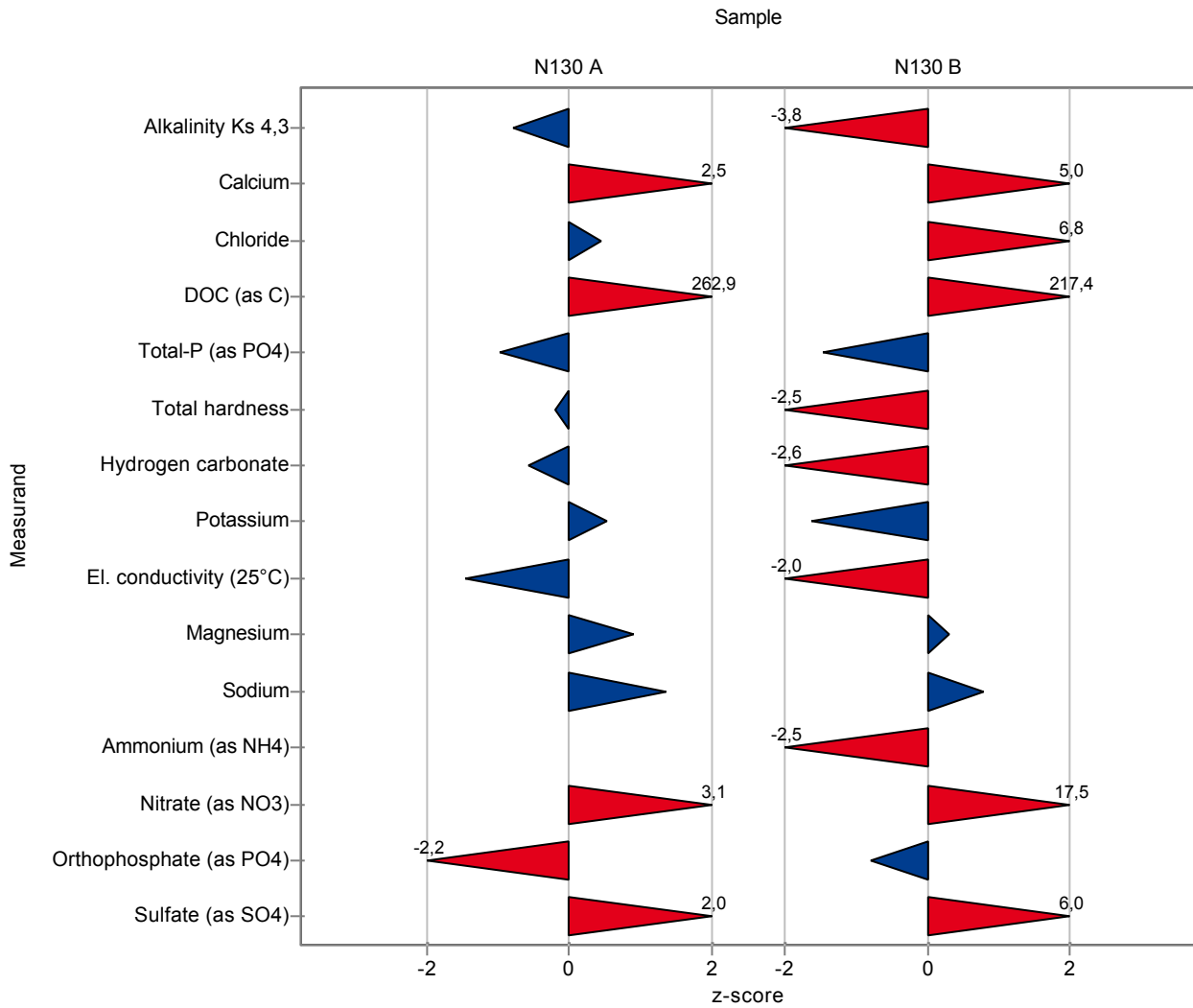
Sample: N130A

Parameter	Unit	Target ± CI(99%)	Result	± U	Criteria	Recovery	z-score
Alkalinity Ks 4,3	mmol/l	6,5 ± 0,0497	6,43	0,27	0,0936	98,9	-0,79
Boron	mg/l	0,152 ± 0,00712	-	-	0,00888	-	-
Calcium	mg/l	89,9 ± 1,41	96,1	9,6	2,45	107	2,53
Chloride	mg/l	70,6 ± 0,911	71,3	7,1	1,55	101	0,46
DOC (as C)	mg/l	1,14 ± 0,137	57,6	5,8	0,215	5040	263
Total-P (as PO4)	mg/l	0,0368 ± 0,00447	0,03	0,003	0,00698	81,5	-0,97
Total hardness	°d	28,5 ± 0,341	28,4	1,4	0,602	99,6	-0,2
Hydrogen carbonate	mg/l	395 ± 3,29	392	17	5,8	99,2	-0,58
Potassium	mg/l	3,81 ± 0,0923	3,9	0,39	0,16	102	0,54
El. conductivity (25°C)	µS/c	1070 ± 6,85	1052	22	13,1	98,2	-1,46
Magnesium	mg/l	69,1 ± 1,45	71,5	7,2	2,7	104	0,91
Sodium	mg/l	35,8 ± 0,735	37,5	3,8	1,3	105	1,35
Ammonium (as NH4)	mg/l	0,0481 ± 0,0406	<0,005 (LOQ)	-	0,0428	-	-
Nitrite (as NO2)	mg/l	- ± -	<0,56 (LOD)	-	-	-	-
Nitrate (as NO3)	mg/l	64,7 ± 0,999	70,3	7	1,79	109	3,13
Orthophosphate (as PO4)	mg/l	0,0315 ± 0,00353	0,02	0,002	0,00513	63,4	-2,25
Sulfate (as SO4)	mg/l	108 ± 1,55	113	11	2,54	105	2,01

Sample: N130B

Parameter	Unit	Target ± CI(99%)	Result	± U	Criteria	Recovery	z-score
Alkalinity Ks 4,3	mmol/l	4,9 ± 0,038	4,63	0,13	0,0717	94,4	-3,83
Boron	mg/l	0,0915 ± 0,00676	-	-	0,00812	-	-
Calcium	mg/l	73,1 ± 1,26	84,1	8,4	2,22	115	4,97
Chloride	mg/l	48,3 ± 0,893	58,7	5,9	1,55	122	6,75
DOC (as C)	mg/l	2,3 ± 0,131	46,9	4,7	0,205	2040	217
Total-P (as PO4)	mg/l	0,249 ± 0,00849	0,23	0,023	0,013	92,5	-1,45
Total hardness	°d	20,1 ± 0,255	19	0,95	0,442	94,5	-2,51
Hydrogen carbonate	mg/l	297 ± 3,01	283	7,7	5,21	95,4	-2,63
Potassium	mg/l	3,01 ± 0,109	2,7	0,27	0,189	89,8	-1,61
El. conductivity (25°C)	µS/c	778 ± 4,69	760	11	9,12	97,6	-2,02
Magnesium	mg/l	42,7 ± 0,775	43,1	4,3	1,37	101	0,31
Sodium	mg/l	25,2 ± 0,566	25,9	2,6	0,961	103	0,78
Ammonium (as NH4)	mg/l	0,188 ± 0,00809	0,15	0,03	0,015	79,7	-2,54
Nitrite (as NO2)	mg/l	0,135 ± 0,00404	<0,56 (LOD)	-	0,00725	-	-
Nitrate (as NO3)	mg/l	40,6 ± 0,578	58,8	5,9	1,04	145	17,5

Parameter	Unit	Target ± CI(99%)	Result	± U	Criteria	Recovery	z-score
Orthophosphate (as PO ₄)	mg/l	0,147 ± 0,00584	0,14	0,014	0,00871	95,3	-0,8
Sulfate (as SO ₄)	mg/l	68,2 ± 1,14	79,4	7,9	1,86	116	6,04



The following results were achieved:

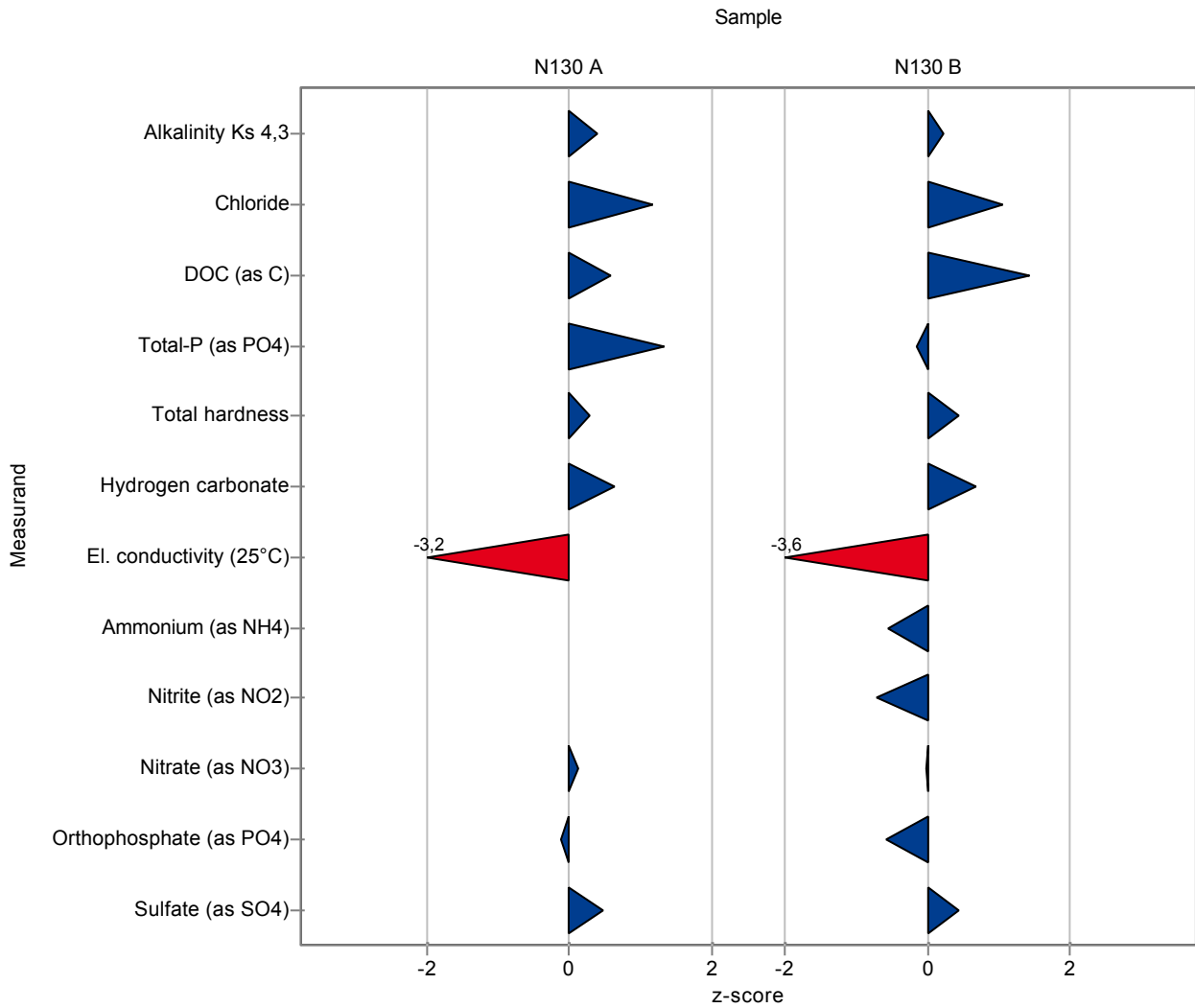
Sample: N130A

Parameter	Unit	Target ± CI(99%)	Result	± U	Criteria	Recovery	z-score
Alkalinity Ks 4,3	mmol/l	6,5 ± 0,0497	6,54	0,65	0,0936	101	0,39
Boron	mg/l	0,152 ± 0,00712	-	-	0,00888	-	-
Calcium	mg/l	89,9 ± 1,41	-	-	2,45	-	-
Chloride	mg/l	70,6 ± 0,911	72,4	10	1,55	103	1,17
DOC (as C)	mg/l	1,14 ± 0,137	1,27	0,24	0,215	111	0,59
Total-P (as PO4)	mg/l	0,0368 ± 0,00447	0,046	0,01	0,00698	125	1,32
Total hardness	°d	28,5 ± 0,341	28,7	2,9	0,602	101	0,29
Hydrogen carbonate	mg/l	395 ± 3,29	399,07	40	5,8	101	0,64
Potassium	mg/l	3,81 ± 0,0923	-	-	0,16	-	-
El. conductivity (25°C)	µS/c	1070 ± 6,85	1029	50	13,1	96,1	-3,22
Magnesium	mg/l	69,1 ± 1,45	-	-	2,7	-	-
Sodium	mg/l	35,8 ± 0,735	-	-	1,3	-	-
Ammonium (as NH4)	mg/l	0,0481 ± 0,0406	<0,05 (LOQ)	-	0,0428	-	-
Nitrite (as NO2)	mg/l	- ± -	<0,002 (LOQ)	-	-	-	-
Nitrate (as NO3)	mg/l	64,7 ± 0,999	64,9	13	1,79	100	0,12
Orthophosphate (as PO4)	mg/l	0,0315 ± 0,00353	0,031	-	0,00513	98,3	-0,11
Sulfate (as SO4)	mg/l	108 ± 1,55	109,1	15	2,54	101	0,47

Sample: N130B

Parameter	Unit	Target ± CI(99%)	Result	± U	Criteria	Recovery	z-score
Alkalinity Ks 4,3	mmol/l	4,9 ± 0,038	4,92	0,49	0,0717	100	0,21
Boron	mg/l	0,0915 ± 0,00676	-	-	0,00812	-	-
Calcium	mg/l	73,1 ± 1,26	-	-	2,22	-	-
Chloride	mg/l	48,3 ± 0,893	49,9	7	1,55	103	1,06
DOC (as C)	mg/l	2,3 ± 0,131	2,59	0,5	0,205	113	1,43
Total-P (as PO4)	mg/l	0,249 ± 0,00849	0,247	0,05	0,013	99,3	-0,14
Total hardness	°d	20,1 ± 0,255	20,3	2	0,442	101	0,43
Hydrogen carbonate	mg/l	297 ± 3,01	300,22	30	5,21	101	0,68
Potassium	mg/l	3,01 ± 0,109	-	-	0,189	-	-
El. conductivity (25°C)	µS/c	778 ± 4,69	746	30	9,12	95,8	-3,56
Magnesium	mg/l	42,7 ± 0,775	-	-	1,37	-	-
Sodium	mg/l	25,2 ± 0,566	-	-	0,961	-	-
Ammonium (as NH4)	mg/l	0,188 ± 0,00809	0,18	0,09	0,015	95,7	-0,54
Nitrite (as NO2)	mg/l	0,135 ± 0,00404	0,13	0,02	0,00725	96,1	-0,72
Nitrate (as NO3)	mg/l	40,6 ± 0,578	40,6	8	1,04	100	-0,01

Parameter	Unit	Target ± CI(99%)	Result	± U	Criteria	Recovery	z-score
Orthophosphate (as PO ₄)	mg/l	0,147 ± 0,00584	0,142	0,04	0,00871	96,6	-0,57
Sulfate (as SO ₄)	mg/l	68,2 ± 1,14	69	10,5	1,86	101	0,45



The following results were achieved:

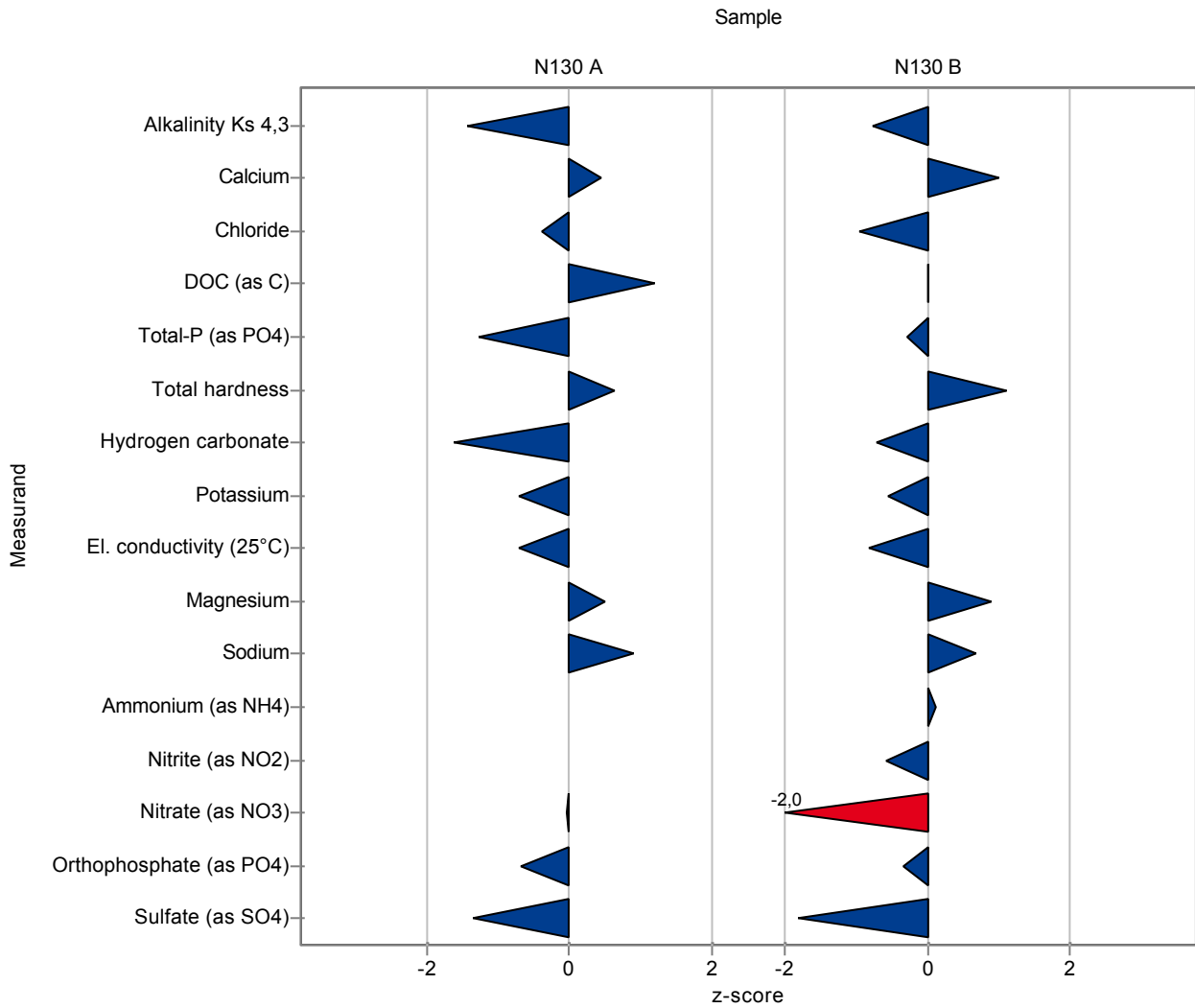
Sample: N130A

Parameter	Unit	Target ± CI(99%)	Result	± U	Criteria	Recovery	z-score
Alkalinity Ks 4,3	mmol/l	6,5 ± 0,0497	6,37	0,45	0,0936	97,9	-1,43
Boron	mg/l	0,152 ± 0,00712	-	-	0,00888	-	-
Calcium	mg/l	89,9 ± 1,41	91	3,6	2,45	101	0,44
Chloride	mg/l	70,6 ± 0,911	70	5,6	1,55	99,2	-0,38
DOC (as C)	mg/l	1,14 ± 0,137	1,4	0,2	0,215	122	1,19
Total-P (as PO4)	mg/l	0,0368 ± 0,00447	0,028	0,005	0,00698	76,1	-1,26
Total hardness	°d	28,5 ± 0,341	28,9	2,9	0,602	101	0,63
Hydrogen carbonate	mg/l	395 ± 3,29	386	30,9	5,8	97,6	-1,61
Potassium	mg/l	3,81 ± 0,0923	3,7	0,3	0,16	97	-0,71
El. conductivity (25°C)	µS/c	1070 ± 6,85	1062	21,2	13,1	99,1	-0,7
Magnesium	mg/l	69,1 ± 1,45	70,4	2,8	2,7	102	0,5
Sodium	mg/l	35,8 ± 0,735	36,9	1,5	1,3	103	0,89
Ammonium (as NH4)	mg/l	0,0481 ± 0,0406	<0,02 (LOQ)	-	0,0428	-	-
Nitrite (as NO2)	mg/l	- ± -	<0,01 (LOQ)	-	-	-	-
Nitrate (as NO3)	mg/l	64,7 ± 0,999	64,6	4,6	1,79	99,9	-0,04
Orthophosphate (as PO4)	mg/l	0,0315 ± 0,00353	0,028	0,005	0,00513	88,8	-0,69
Sulfate (as SO4)	mg/l	108 ± 1,55	104,5	6,3	2,54	96,8	-1,34

Sample: N130B

Parameter	Unit	Target ± CI(99%)	Result	± U	Criteria	Recovery	z-score
Alkalinity Ks 4,3	mmol/l	4,9 ± 0,038	4,85	0,34	0,0717	98,9	-0,76
Boron	mg/l	0,0915 ± 0,00676	-	-	0,00812	-	-
Calcium	mg/l	73,1 ± 1,26	75,3	3	2,22	103	1,01
Chloride	mg/l	48,3 ± 0,893	46,8	3,8	1,55	97	-0,94
DOC (as C)	mg/l	2,3 ± 0,131	2,3	0,5	0,205	100	0,01
Total-P (as PO4)	mg/l	0,249 ± 0,00849	0,245	0,033	0,013	98,5	-0,29
Total hardness	°d	20,1 ± 0,255	20,6	2,1	0,442	102	1,11
Hydrogen carbonate	mg/l	297 ± 3,01	293	23,4	5,21	98,8	-0,71
Potassium	mg/l	3,01 ± 0,109	2,9	0,2	0,189	96,5	-0,56
El. conductivity (25°C)	µS/c	778 ± 4,69	771	15,4	9,12	99	-0,82
Magnesium	mg/l	42,7 ± 0,775	43,9	1,8	1,37	103	0,89
Sodium	mg/l	25,2 ± 0,566	25,8	1	0,961	103	0,67
Ammonium (as NH4)	mg/l	0,188 ± 0,00809	0,19	0,059	0,015	101	0,12
Nitrite (as NO2)	mg/l	0,135 ± 0,00404	0,131	0,013	0,00725	96,9	-0,58
Nitrate (as NO3)	mg/l	40,6 ± 0,578	38,5	2,7	1,04	94,8	-2,03

Parameter	Unit	Target ± CI(99%)	Result	± U	Criteria	Recovery	z-score
Orthophosphate (as PO ₄)	mg/l	0,147 ± 0,00584	0,144	0,021	0,00871	98	-0,34
Sulfate (as SO ₄)	mg/l	68,2 ± 1,14	64,8	3,9	1,86	95,1	-1,81



The following results were achieved:

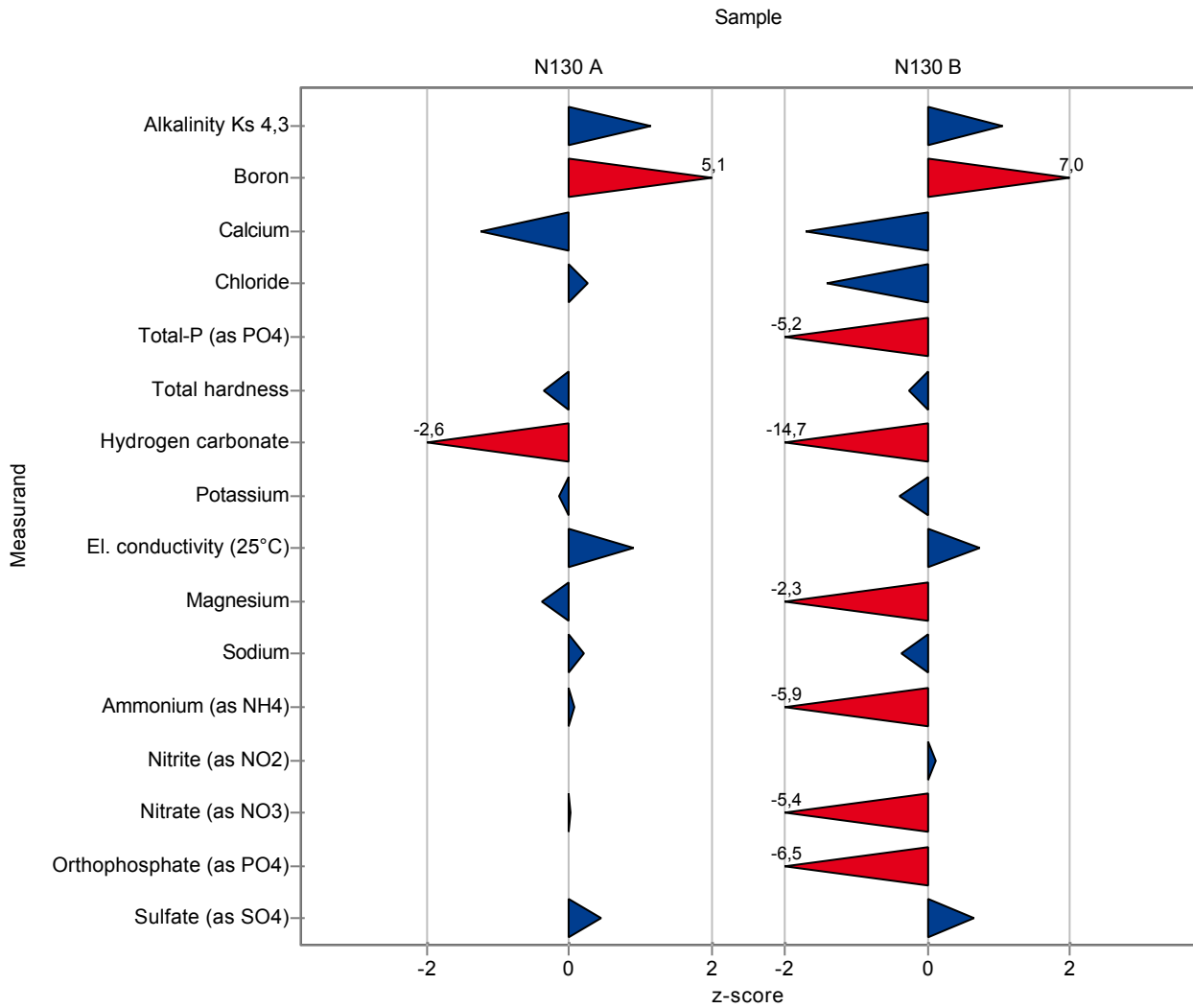
Sample: N130A

Parameter	Unit	Target ± CI(99%)	Result	± U	Criteria	Recovery	z-score
Alkalinity Ks 4,3	mmol/l	6,5 ± 0,0497	6,61	-	0,0936	102	1,13
Boron	mg/l	0,152 ± 0,00712	0,198	-	0,00888	130	5,14
Calcium	mg/l	89,9 ± 1,41	86,9	-	2,45	96,6	-1,23
Chloride	mg/l	70,6 ± 0,911	71	-	1,55	101	0,26
DOC (as C)	mg/l	1,14 ± 0,137	-	-	0,215	-	-
Total-P (as PO4)	mg/l	0,0368 ± 0,00447	<0,05 (LOQ)	-	0,00698	-	-
Total hardness	°d	28,5 ± 0,341	28,3	-	0,602	99,2	-0,37
Hydrogen carbonate	mg/l	395 ± 3,29	380	-	5,8	96,1	-2,65
Potassium	mg/l	3,81 ± 0,0923	3,79	-	0,16	99,4	-0,15
El. conductivity (25°C)	µS/c	1070 ± 6,85	1083	-	13,1	101	0,9
Magnesium	mg/l	69,1 ± 1,45	68	-	2,7	98,5	-0,39
Sodium	mg/l	35,8 ± 0,735	36	-	1,3	101	0,19
Ammonium (as NH4)	mg/l	0,0481 ± 0,0406	0,051	-	0,0428	106	0,07
Nitrite (as NO2)	mg/l	- ± -	<0,05 (LOQ)	-	-	-	-
Nitrate (as NO3)	mg/l	64,7 ± 0,999	64,7	-	1,79	100	0,01
Orthophosphate (as PO4)	mg/l	0,0315 ± 0,00353	<0,05 (LOQ)	-	0,00513	-	-
Sulfate (as SO4)	mg/l	108 ± 1,55	109	-	2,54	101	0,43

Sample: N130B

Parameter	Unit	Target ± CI(99%)	Result	± U	Criteria	Recovery	z-score
Alkalinity Ks 4,3	mmol/l	4,9 ± 0,038	4,98	-	0,0717	102	1,05
Boron	mg/l	0,0915 ± 0,00676	0,148	-	0,00812	162	6,95
Calcium	mg/l	73,1 ± 1,26	69,3	-	2,22	94,8	-1,7
Chloride	mg/l	48,3 ± 0,893	46,1	-	1,55	95,5	-1,39
DOC (as C)	mg/l	2,3 ± 0,131	-	-	0,205	-	-
Total-P (as PO4)	mg/l	0,249 ± 0,00849	0,181	-	0,013	72,8	-5,23
Total hardness	°d	20,1 ± 0,255	20	-	0,442	99,5	-0,25
Hydrogen carbonate	mg/l	297 ± 3,01	220	-	5,21	74,1	-14,7
Potassium	mg/l	3,01 ± 0,109	2,93	-	0,189	97,5	-0,4
El. conductivity (25°C)	µS/c	778 ± 4,69	785	-	9,12	101	0,72
Magnesium	mg/l	42,7 ± 0,775	39,6	-	1,37	92,8	-2,25
Sodium	mg/l	25,2 ± 0,566	24,8	-	0,961	98,6	-0,37
Ammonium (as NH4)	mg/l	0,188 ± 0,00809	0,1	-	0,015	53,1	-5,87
Nitrite (as NO2)	mg/l	0,135 ± 0,00404	0,136	-	0,00725	101	0,11
Nitrate (as NO3)	mg/l	40,6 ± 0,578	35	-	1,04	86,2	-5,4

Parameter	Unit	Target ± CI(99%)	Result	± U	Criteria	Recovery	z-score
Orthophosphate (as PO ₄)	mg/l	0,147 ± 0,00584	0,09	-	0,00871	61,2	-6,54
Sulfate (as SO ₄)	mg/l	68,2 ± 1,14	69,4	-	1,86	102	0,66



The following results were achieved:

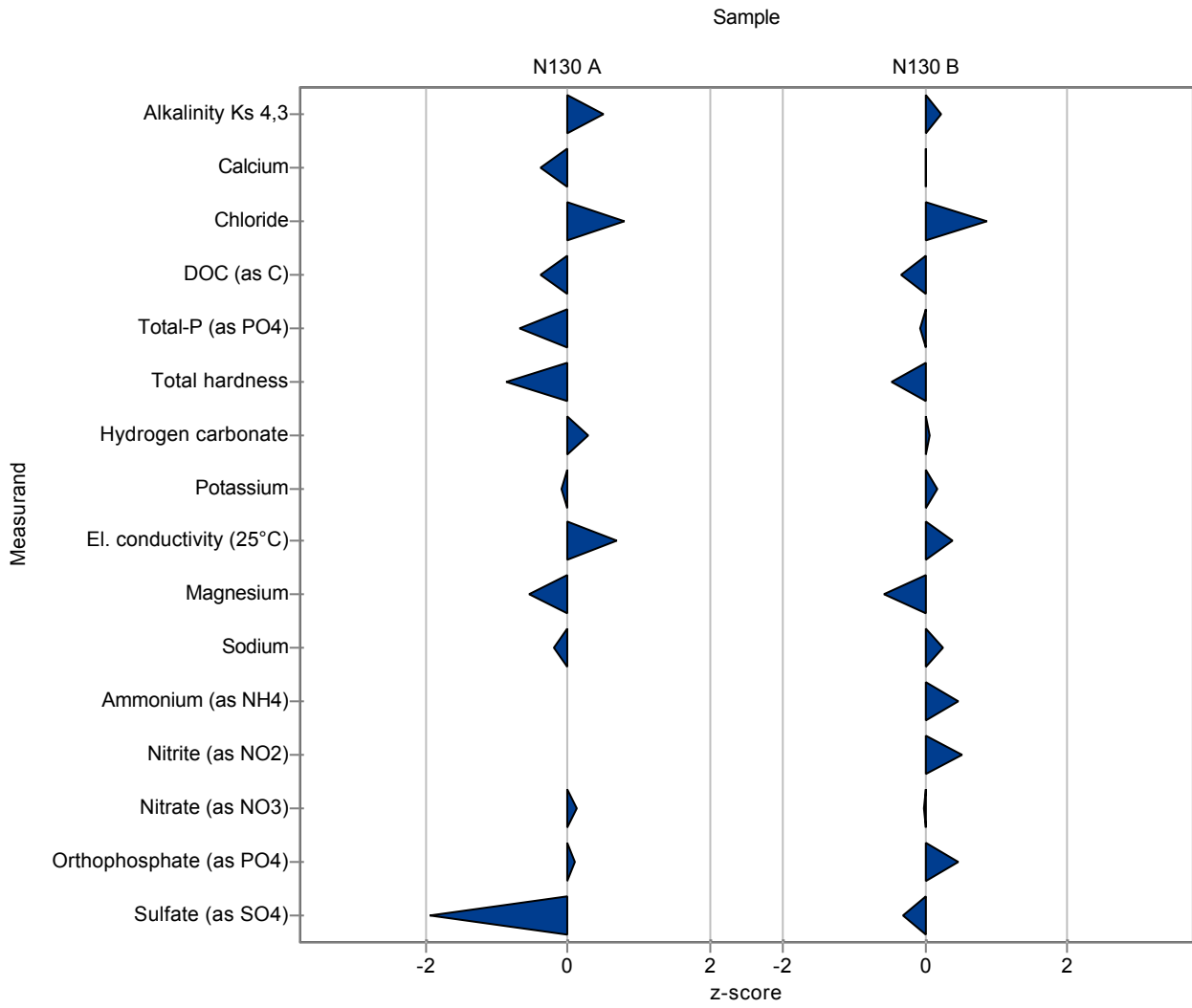
Sample: N130A

Parameter	Unit	Target ± CI(99%)	Result	± U	Criteria	Recovery	z-score
Alkalinity Ks 4,3	mmol/l	6,5 ± 0,0497	6,55	0,2	0,0936	101	0,49
Boron	mg/l	0,152 ± 0,00712	-	-	0,00888	-	-
Calcium	mg/l	89,9 ± 1,41	89	8	2,45	99	-0,37
Chloride	mg/l	70,6 ± 0,911	71,8	6	1,55	102	0,78
DOC (as C)	mg/l	1,14 ± 0,137	1,06	0,2	0,215	92,7	-0,39
Total-P (as PO4)	mg/l	0,0368 ± 0,00447	0,032	0,004	0,00698	86,9	-0,69
Total hardness	°d	28,5 ± 0,341	28	2	0,602	98,2	-0,87
Hydrogen carbonate	mg/l	395 ± 3,29	397	12	5,8	100	0,28
Potassium	mg/l	3,81 ± 0,0923	3,8	0,6	0,16	99,6	-0,09
El. conductivity (25°C)	µS/c	1070 ± 6,85	1080	44	13,1	101	0,68
Magnesium	mg/l	69,1 ± 1,45	67,6	9	2,7	97,9	-0,54
Sodium	mg/l	35,8 ± 0,735	35,5	6	1,3	99,3	-0,19
Ammonium (as NH4)	mg/l	0,0481 ± 0,0406	<0,013 (LOQ)	-	0,0428	-	-
Nitrite (as NO2)	mg/l	- ± -	<0,01 (LOQ)	-	-	-	-
Nitrate (as NO3)	mg/l	64,7 ± 0,999	64,9	4	1,79	100	0,12
Orthophosphate (as PO4)	mg/l	0,0315 ± 0,00353	0,032	0,005	0,00513	101	0,09
Sulfate (as SO4)	mg/l	108 ± 1,55	103	7	2,54	95,5	-1,93

Sample: N130B

Parameter	Unit	Target ± CI(99%)	Result	± U	Criteria	Recovery	z-score
Alkalinity Ks 4,3	mmol/l	4,9 ± 0,038	4,92	0,2	0,0717	100	0,21
Boron	mg/l	0,0915 ± 0,00676	-	-	0,00812	-	-
Calcium	mg/l	73,1 ± 1,26	73,1	6	2,22	100	0,02
Chloride	mg/l	48,3 ± 0,893	49,6	4	1,55	103	0,87
DOC (as C)	mg/l	2,3 ± 0,131	2,23	0,4	0,205	97,1	-0,33
Total-P (as PO4)	mg/l	0,249 ± 0,00849	0,248	0,03	0,013	99,7	-0,06
Total hardness	°d	20,1 ± 0,255	19,9	0,8	0,442	99	-0,47
Hydrogen carbonate	mg/l	297 ± 3,01	297	9	5,21	100	0,06
Potassium	mg/l	3,01 ± 0,109	3,04	0,5	0,189	101	0,18
El. conductivity (25°C)	µS/c	778 ± 4,69	782	32	9,12	100	0,39
Magnesium	mg/l	42,7 ± 0,775	41,9	6	1,37	98,2	-0,57
Sodium	mg/l	25,2 ± 0,566	25,4	4	0,961	101	0,26
Ammonium (as NH4)	mg/l	0,188 ± 0,00809	0,195	0,02	0,015	104	0,46
Nitrite (as NO2)	mg/l	0,135 ± 0,00404	0,139	0,02	0,00725	103	0,52
Nitrate (as NO3)	mg/l	40,6 ± 0,578	40,6	3	1,04	100	-0,01

Parameter	Unit	Target ± CI(99%)	Result	± U	Criteria	Recovery	z-score
Orthophosphate (as PO ₄)	mg/l	0,147 ± 0,00584	0,151	0,03	0,00871	103	0,46
Sulfate (as SO ₄)	mg/l	68,2 ± 1,14	67,6	5	1,86	99,2	-0,3



The following results were achieved:

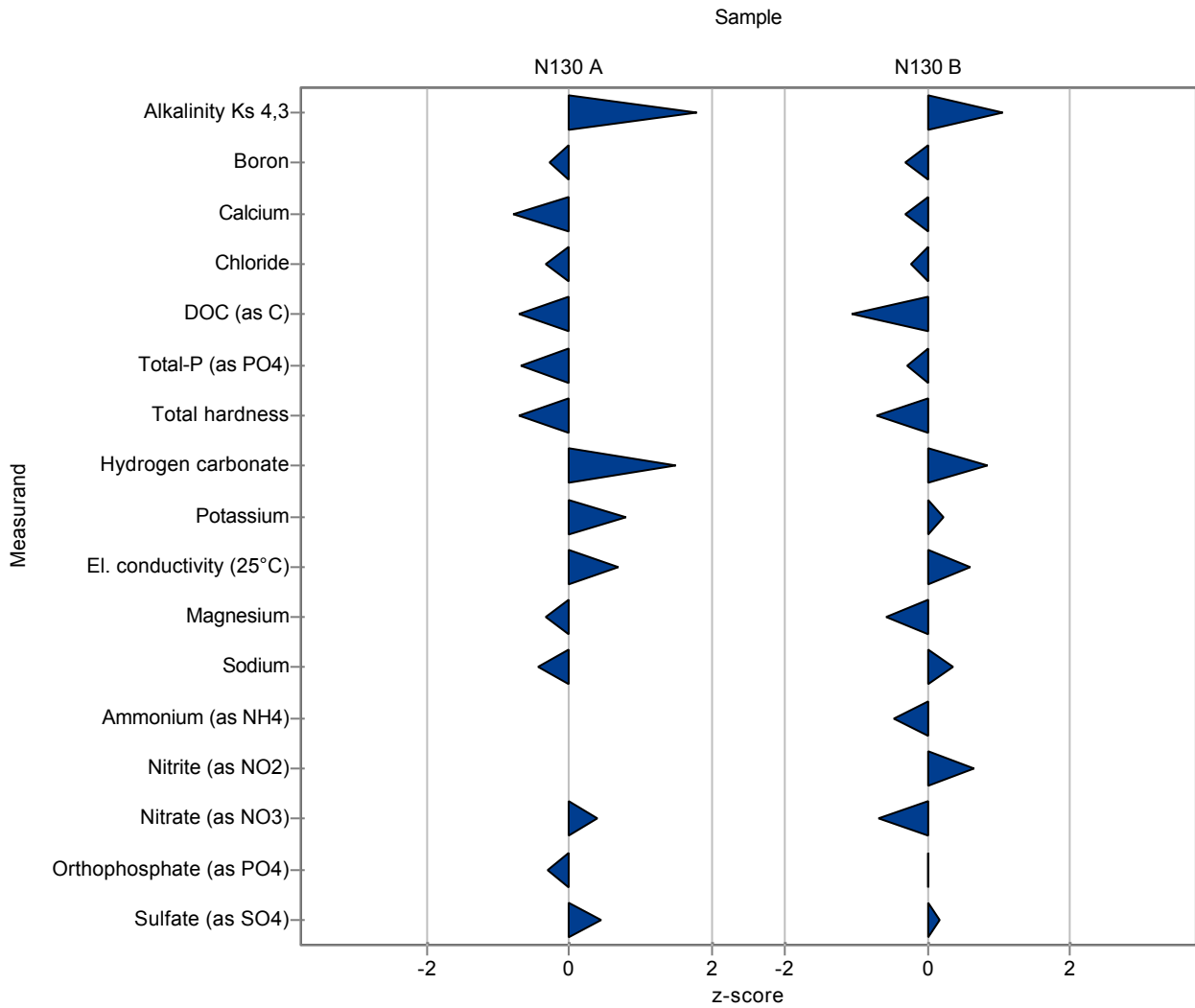
Sample: N130A

Parameter	Unit	Target ± CI(99%)	Result	± U	Criteria	Recovery	z-score
Alkalinity Ks 4,3	mmol/l	6,5 ± 0,0497	6,67	0,33	0,0936	103	1,77
Boron	mg/l	0,152 ± 0,00712	0,15	0,015	0,00888	98,4	-0,27
Calcium	mg/l	89,9 ± 1,41	88	8,8	2,45	97,9	-0,78
Chloride	mg/l	70,6 ± 0,911	70,1	7	1,55	99,3	-0,32
DOC (as C)	mg/l	1,14 ± 0,137	0,99	0,2	0,215	86,6	-0,71
Total-P (as PO4)	mg/l	0,0368 ± 0,00447	0,032	0,006	0,00698	86,9	-0,69
Total hardness	°d	28,5 ± 0,341	28,1	2,8	0,602	98,5	-0,7
Hydrogen carbonate	mg/l	395 ± 3,29	404	20	5,8	102	1,49
Potassium	mg/l	3,81 ± 0,0923	3,94	0,39	0,16	103	0,79
El. conductivity (25°C)	µS/c	1070 ± 6,85	1080	22	13,1	101	0,68
Magnesium	mg/l	69,1 ± 1,45	68,2	6,8	2,7	98,8	-0,32
Sodium	mg/l	35,8 ± 0,735	35,2	3,5	1,3	98,5	-0,43
Ammonium (as NH4)	mg/l	0,0481 ± 0,0406	<0,01 (LOQ)	-	0,0428	-	-
Nitrite (as NO2)	mg/l	- ± -	<0,002 (LOQ)	-	-	-	-
Nitrate (as NO3)	mg/l	64,7 ± 0,999	65,4	6,5	1,79	101	0,4
Orthophosphate (as PO4)	mg/l	0,0315 ± 0,00353	0,03	0,005	0,00513	95,1	-0,3
Sulfate (as SO4)	mg/l	108 ± 1,55	109	11	2,54	101	0,43

Sample: N130B

Parameter	Unit	Target ± CI(99%)	Result	± U	Criteria	Recovery	z-score
Alkalinity Ks 4,3	mmol/l	4,9 ± 0,038	4,98	0,25	0,0717	102	1,05
Boron	mg/l	0,0915 ± 0,00676	0,089	0,009	0,00812	97,2	-0,31
Calcium	mg/l	73,1 ± 1,26	72,4	7,2	2,22	99,1	-0,3
Chloride	mg/l	48,3 ± 0,893	47,9	4,8	1,55	99,3	-0,23
DOC (as C)	mg/l	2,3 ± 0,131	2,08	0,21	0,205	90,5	-1,06
Total-P (as PO4)	mg/l	0,249 ± 0,00849	0,245	0,049	0,013	98,5	-0,29
Total hardness	°d	20,1 ± 0,255	19,8	2	0,442	98,5	-0,7
Hydrogen carbonate	mg/l	297 ± 3,01	301	15	5,21	101	0,83
Potassium	mg/l	3,01 ± 0,109	3,05	0,31	0,189	101	0,24
El. conductivity (25°C)	µS/c	778 ± 4,69	784	16	9,12	101	0,61
Magnesium	mg/l	42,7 ± 0,775	41,9	4,2	1,37	98,2	-0,57
Sodium	mg/l	25,2 ± 0,566	25,5	2,6	0,961	101	0,36
Ammonium (as NH4)	mg/l	0,188 ± 0,00809	0,181	0,018	0,015	96,2	-0,48
Nitrite (as NO2)	mg/l	0,135 ± 0,00404	0,14	0,014	0,00725	104	0,66
Nitrate (as NO3)	mg/l	40,6 ± 0,578	39,9	4	1,04	98,3	-0,68

Parameter	Unit	Target ± CI(99%)	Result	± U	Criteria	Recovery	z-score
Orthophosphate (as PO ₄)	mg/l	0,147 ± 0,00584	0,147	0,015	0,00871	100	0,00
Sulfate (as SO ₄)	mg/l	68,2 ± 1,14	68,5	6,9	1,86	100	0,18



The following results were achieved:

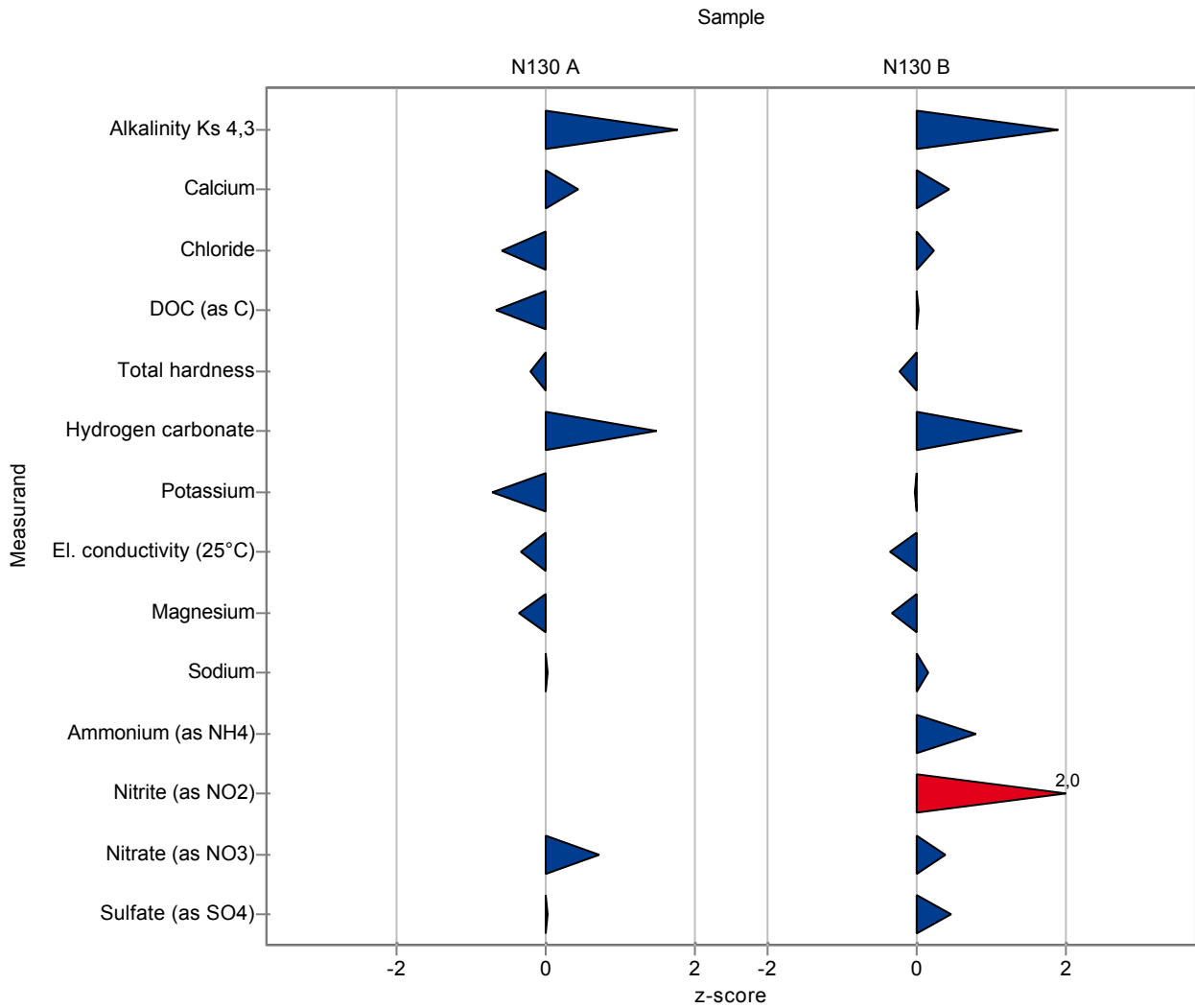
Sample: N130A

Parameter	Unit	Target ± CI(99%)	Result	± U	Criteria	Recovery	z-score
Alkalinity Ks 4,3	mmol/l	6,5 ± 0,0497	6,67	0,7	0,0936	103	1,77
Boron	mg/l	0,152 ± 0,00712	-	-	0,00888	-	-
Calcium	mg/l	89,9 ± 1,41	91	9	2,45	101	0,44
Chloride	mg/l	70,6 ± 0,911	69,7	7	1,55	98,7	-0,58
DOC (as C)	mg/l	1,14 ± 0,137	1	0,2	0,215	87,4	-0,67
Total-P (as PO4)	mg/l	0,0368 ± 0,00447	-	-	0,00698	-	-
Total hardness	°d	28,5 ± 0,341	28,4	3	0,602	99,6	-0,2
Hydrogen carbonate	mg/l	395 ± 3,29	404	40	5,8	102	1,49
Potassium	mg/l	3,81 ± 0,0923	3,7	0,6	0,16	97	-0,71
El. conductivity (25°C)	µS/c	1070 ± 6,85	1067	21	13,1	99,6	-0,32
Magnesium	mg/l	69,1 ± 1,45	68,1	6,8	2,7	98,6	-0,36
Sodium	mg/l	35,8 ± 0,735	35,8	3,6	1,3	100	0,04
Ammonium (as NH4)	mg/l	0,0481 ± 0,0406	<0,02 (LOQ)	-	0,0428	-	-
Nitrite (as NO2)	mg/l	- ± -	<0,002 (LOQ)	-	-	-	-
Nitrate (as NO3)	mg/l	64,7 ± 0,999	66	6,6	1,79	102	0,74
Orthophosphate (as PO4)	mg/l	0,0315 ± 0,00353	-	-	0,00513	-	-
Sulfate (as SO4)	mg/l	108 ± 1,55	108	10,8	2,54	100	0,04

Sample: N130B

Parameter	Unit	Target ± CI(99%)	Result	± U	Criteria	Recovery	z-score
Alkalinity Ks 4,3	mmol/l	4,9 ± 0,038	5,04	0,5	0,0717	103	1,89
Boron	mg/l	0,0915 ± 0,00676	-	-	0,00812	-	-
Calcium	mg/l	73,1 ± 1,26	74	7,4	2,22	101	0,42
Chloride	mg/l	48,3 ± 0,893	48,6	4,9	1,55	101	0,22
DOC (as C)	mg/l	2,3 ± 0,131	2,3	0,5	0,205	100	0,01
Total-P (as PO4)	mg/l	0,249 ± 0,00849	-	-	0,013	-	-
Total hardness	°d	20,1 ± 0,255	20	2	0,442	99,5	-0,25
Hydrogen carbonate	mg/l	297 ± 3,01	304	30	5,21	102	1,4
Potassium	mg/l	3,01 ± 0,109	3	0,5	0,189	99,8	-0,03
El. conductivity (25°C)	µS/c	778 ± 4,69	775	16	9,12	99,6	-0,38
Magnesium	mg/l	42,7 ± 0,775	42,2	4,2	1,37	98,9	-0,35
Sodium	mg/l	25,2 ± 0,566	25,3	2,5	0,961	101	0,15
Ammonium (as NH4)	mg/l	0,188 ± 0,00809	0,2	0,04	0,015	106	0,79
Nitrite (as NO2)	mg/l	0,135 ± 0,00404	0,15	0,03	0,00725	111	2,04
Nitrate (as NO3)	mg/l	40,6 ± 0,578	41	4	1,04	101	0,38

Parameter	Unit	Target ± CI(99%)	Result	± U	Criteria	Recovery	z-score
Orthophosphate (as PO ₄)	mg/l	0,147 ± 0,00584	-	-	0,00871	-	-
Sulfate (as SO ₄)	mg/l	68,2 ± 1,14	69	7	1,86	101	0,45



The following results were achieved:

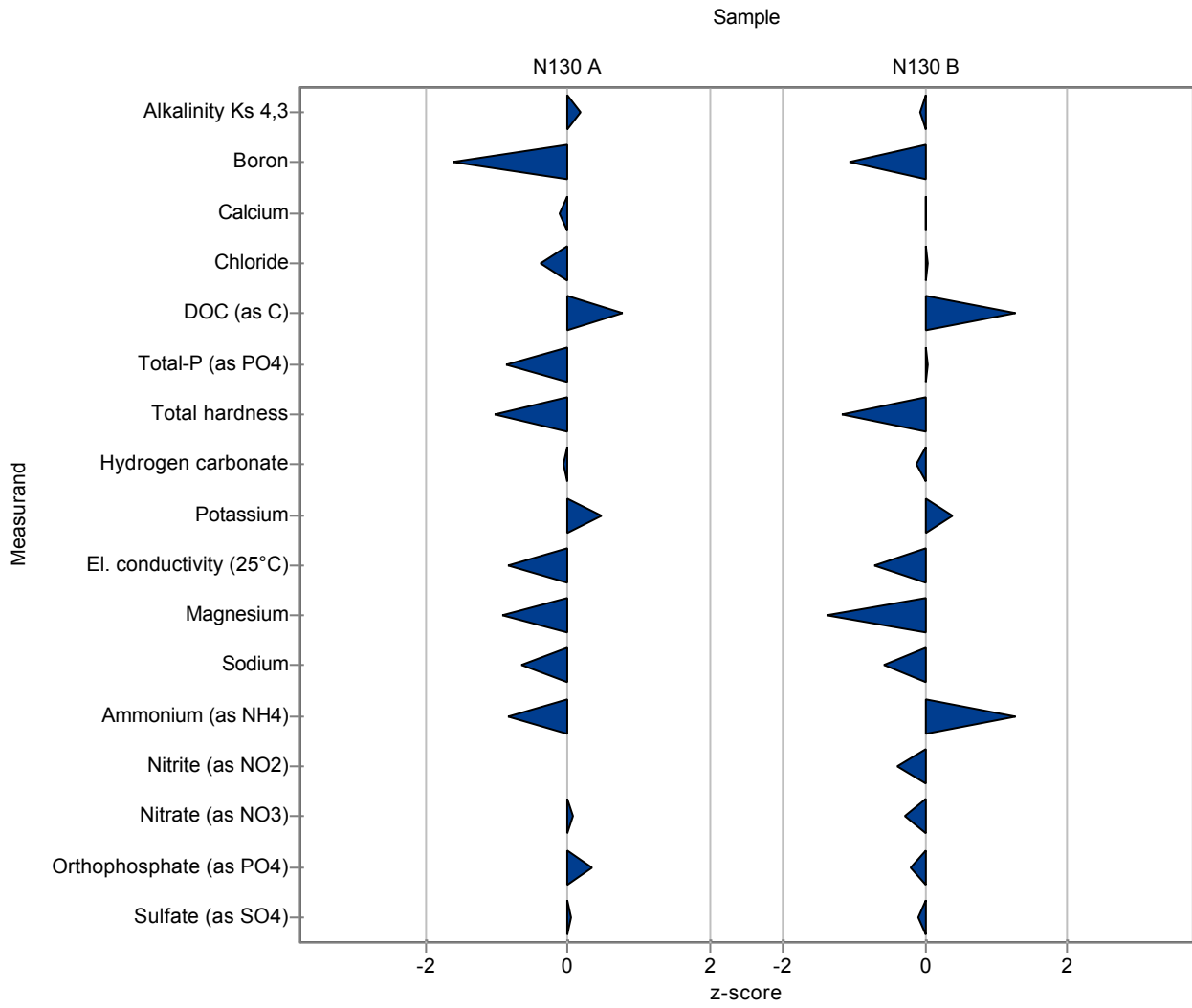
Sample: N130A

Parameter	Unit	Target ± CI(99%)	Result	± U	Criteria	Recovery	z-score
Alkalinity Ks 4,3	mmol/l	6,5 ± 0,0497	6,52	0,006	0,0936	100	0,17
Boron	mg/l	0,152 ± 0,00712	0,138	0,002	0,00888	90,6	-1,62
Calcium	mg/l	89,9 ± 1,41	89,6	0,271	2,45	99,6	-0,13
Chloride	mg/l	70,6 ± 0,911	70	0,27	1,55	99,2	-0,38
DOC (as C)	mg/l	1,14 ± 0,137	1,31	0,02	0,215	115	0,78
Total-P (as PO4)	mg/l	0,0368 ± 0,00447	0,0307	0,0019	0,00698	83,4	-0,88
Total hardness	°d	28,5 ± 0,341	27,9	0,158	0,602	97,8	-1,04
Hydrogen carbonate	mg/l	395 ± 3,29	395	0,35	5,8	99,9	-0,06
Potassium	mg/l	3,81 ± 0,0923	3,89	0,089	0,16	102	0,47
El. conductivity (25°C)	µS/c	1070 ± 6,85	1060	1,06	13,1	99	-0,85
Magnesium	mg/l	69,1 ± 1,45	66,6	0,663	2,7	96,4	-0,91
Sodium	mg/l	35,8 ± 0,735	34,9	0,469	1,3	97,6	-0,66
Ammonium (as NH4)	mg/l	0,0481 ± 0,0406	0,0118	0,0013	0,0428	24,5	-0,85
Nitrite (as NO2)	mg/l	- ± -	<0,0066	-	-	-	-
Nitrate (as NO3)	mg/l	64,7 ± 0,999	64,8	0,58	1,79	100	0,07
Orthophosphate (as PO4)	mg/l	0,0315 ± 0,00353	0,0333	0,0013	0,00513	106	0,34
Sulfate (as SO4)	mg/l	108 ± 1,55	108	1,61	2,54	100	0,04

Sample: N130B

Parameter	Unit	Target ± CI(99%)	Result	± U	Criteria	Recovery	z-score
Alkalinity Ks 4,3	mmol/l	4,9 ± 0,038	4,9	0,005	0,0717	99,9	-0,06
Boron	mg/l	0,0915 ± 0,00676	0,083	0,002	0,00812	90,7	-1,05
Calcium	mg/l	73,1 ± 1,26	73,1	0,259	2,22	100	0,02
Chloride	mg/l	48,3 ± 0,893	48,3	0,27	1,55	100	0,03
DOC (as C)	mg/l	2,3 ± 0,131	2,56	0,02	0,205	111	1,28
Total-P (as PO4)	mg/l	0,249 ± 0,00849	0,2494	0,0019	0,013	100	0,05
Total hardness	°d	20,1 ± 0,255	19,6	0,158	0,442	97,5	-1,15
Hydrogen carbonate	mg/l	297 ± 3,01	296	0,34	5,21	99,8	-0,14
Potassium	mg/l	3,01 ± 0,109	3,08	0,08	0,189	102	0,39
El. conductivity (25°C)	µS/c	778 ± 4,69	772	0,62	9,12	99,2	-0,71
Magnesium	mg/l	42,7 ± 0,775	40,8	0,667	1,37	95,6	-1,37
Sodium	mg/l	25,2 ± 0,566	24,6	0,46	0,961	97,8	-0,57
Ammonium (as NH4)	mg/l	0,188 ± 0,00809	0,2071	0,0012	0,015	110	1,26
Nitrite (as NO2)	mg/l	0,135 ± 0,00404	0,1323	0,0012	0,00725	97,8	-0,4
Nitrate (as NO3)	mg/l	40,6 ± 0,578	40,3	0,57	1,04	99,2	-0,3

Parameter	Unit	Target ± CI(99%)	Result	± U	Criteria	Recovery	z-score
Orthophosphate (as PO ₄)	mg/l	0,147 ± 0,00584	0,1452	0,0013	0,00871	98,8	-0,2
Sulfate (as SO ₄)	mg/l	68,2 ± 1,14	68	1,56	1,86	99,8	-0,09



The following results were achieved:

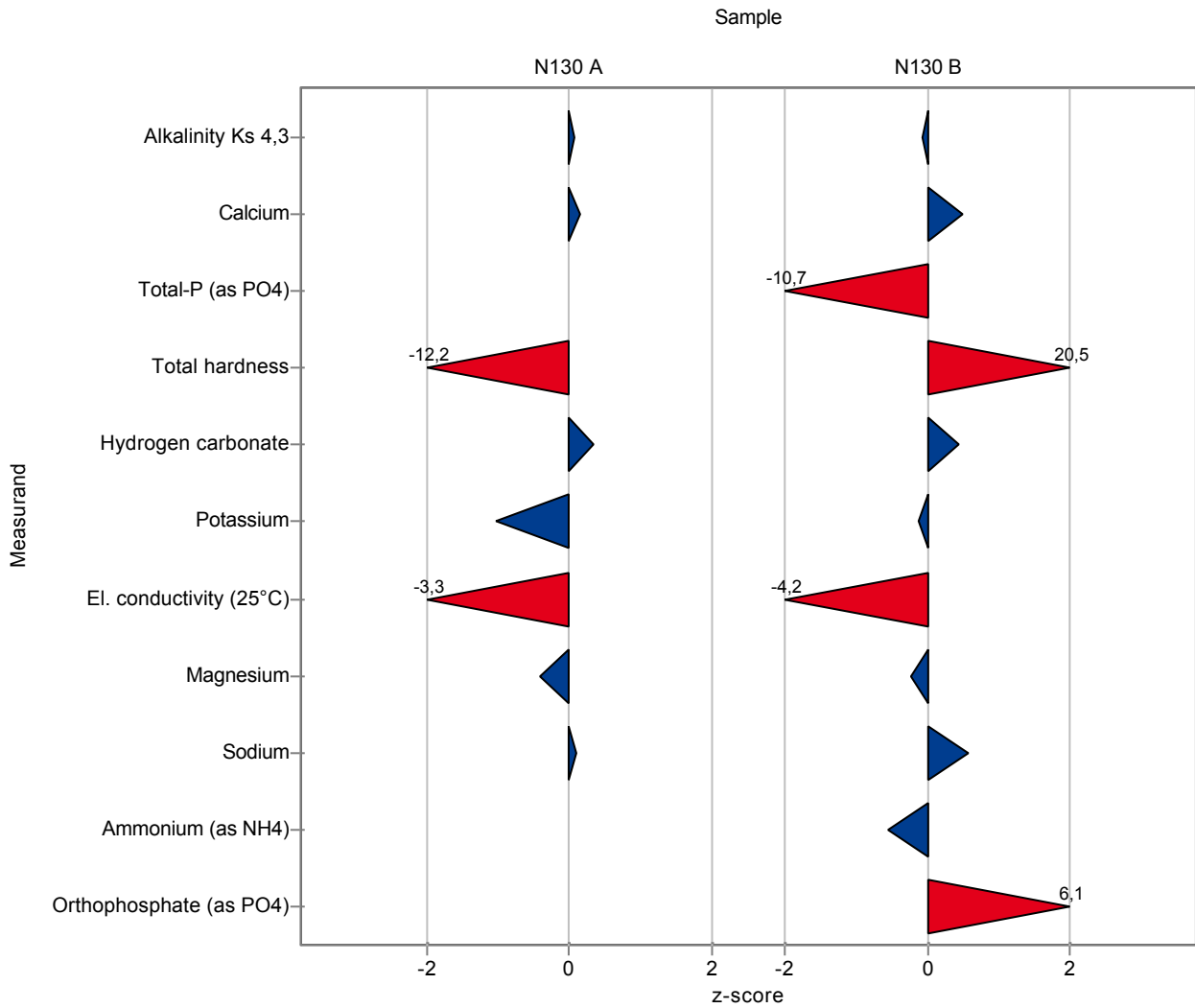
Sample: N130A

Parameter	Unit	Target ± CI(99%)	Result	± U	Criteria	Recovery	z-score
Alkalinity Ks 4,3	mmol/l	6,5 ± 0,0497	6,51	-	0,0936	100	0,07
Boron	mg/l	0,152 ± 0,00712	-	-	0,00888	-	-
Calcium	mg/l	89,9 ± 1,41	90,282	-	2,45	100	0,15
Chloride	mg/l	70,6 ± 0,911	-	-	1,55	-	-
DOC (as C)	mg/l	1,14 ± 0,137	-	-	0,215	-	-
Total-P (as PO4)	mg/l	0,0368 ± 0,00447	<0,05 (LOQ)	-	0,00698	-	-
Total hardness	°d	28,5 ± 0,341	21,168	-	0,602	74,2	-12,2
Hydrogen carbonate	mg/l	395 ± 3,29	397,24	-	5,8	100	0,33
Potassium	mg/l	3,81 ± 0,0923	3,651	-	0,16	95,7	-1,02
El. conductivity (25°C)	µS/c	1070 ± 6,85	1028	-	13,1	96	-3,29
Magnesium	mg/l	69,1 ± 1,45	67,951	-	2,7	98,4	-0,41
Sodium	mg/l	35,8 ± 0,735	35,861	-	1,3	100	0,08
Ammonium (as NH4)	mg/l	0,0481 ± 0,0406	<0,04 (LOQ)	-	0,0428	-	-
Nitrite (as NO2)	mg/l	- ± -	-	-	-	-	-
Nitrate (as NO3)	mg/l	64,7 ± 0,999	-	-	1,79	-	-
Orthophosphate (as PO4)	mg/l	0,0315 ± 0,00353	<0,2 (LOQ)	-	0,00513	-	-
Sulfate (as SO4)	mg/l	108 ± 1,55	-	-	2,54	-	-

Sample: N130B

Parameter	Unit	Target ± CI(99%)	Result	± U	Criteria	Recovery	z-score
Alkalinity Ks 4,3	mmol/l	4,9 ± 0,038	4,9	-	0,0717	99,9	-0,06
Boron	mg/l	0,0915 ± 0,00676	-	-	0,00812	-	-
Calcium	mg/l	73,1 ± 1,26	74,15	-	2,22	101	0,49
Chloride	mg/l	48,3 ± 0,893	-	-	1,55	-	-
DOC (as C)	mg/l	2,3 ± 0,131	-	-	0,205	-	-
Total-P (as PO4)	mg/l	0,249 ± 0,00849	0,11	-	0,013	44,2	-10,7
Total hardness	°d	20,1 ± 0,255	29,176	-	0,442	145	20,5
Hydrogen carbonate	mg/l	297 ± 3,01	299	-	5,21	101	0,44
Potassium	mg/l	3,01 ± 0,109	2,981	-	0,189	99,2	-0,13
El. conductivity (25°C)	µS/c	778 ± 4,69	740	-	9,12	95,1	-4,22
Magnesium	mg/l	42,7 ± 0,775	42,357	-	1,37	99,2	-0,23
Sodium	mg/l	25,2 ± 0,566	25,7	-	0,961	102	0,57
Ammonium (as NH4)	mg/l	0,188 ± 0,00809	0,18	-	0,015	95,7	-0,54
Nitrite (as NO2)	mg/l	0,135 ± 0,00404	-	-	0,00725	-	-
Nitrate (as NO3)	mg/l	40,6 ± 0,578	-	-	1,04	-	-

Parameter	Unit	Target ± CI(99%)	Result	± U	Criteria	Recovery	z-score
Orthophosphate (as PO ₄)	mg/l	0,147 ± 0,00584	0,2	-	0,00871	136	6,09
Sulfate (as SO ₄)	mg/l	68,2 ± 1,14	-	-	1,86	-	-



The following results were achieved:

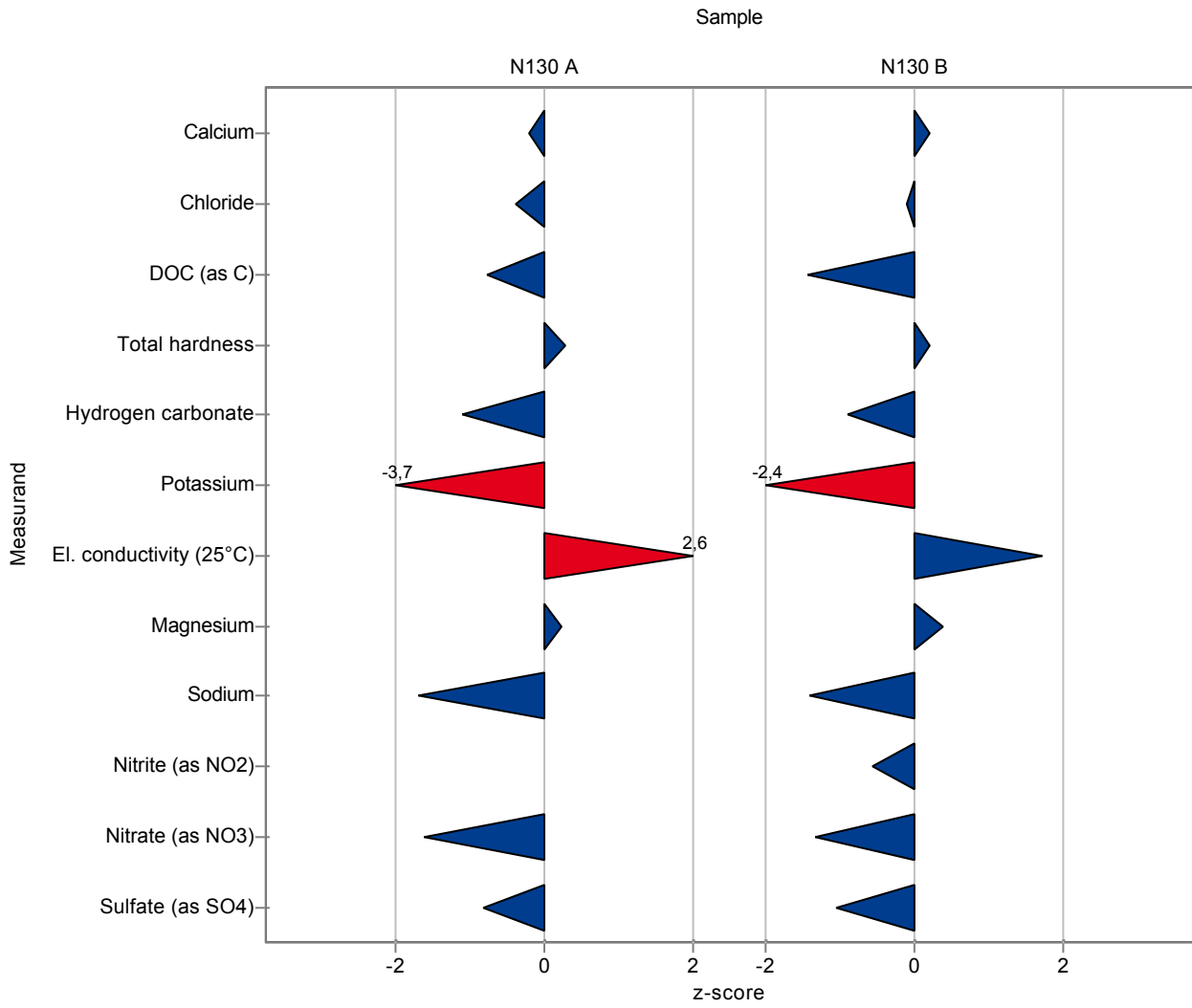
Sample: N130A

Parameter	Unit	Target ± CI(99%)	Result	± U	Criteria	Recovery	z-score
Alkalinity Ks 4,3	mmol/l	6,5 ± 0,0497	-	-	0,0936	-	-
Boron	mg/l	0,152 ± 0,00712	-	-	0,00888	-	-
Calcium	mg/l	89,9 ± 1,41	89,4	8,9	2,45	99,4	-0,21
Chloride	mg/l	70,6 ± 0,911	70	13,2	1,55	99,2	-0,38
DOC (as C)	mg/l	1,14 ± 0,137	0,98	0,24	0,215	85,7	-0,76
Total-P (as PO4)	mg/l	0,0368 ± 0,00447	-	-	0,00698	-	-
Total hardness	°d	28,5 ± 0,341	28,7	3,7	0,602	101	0,29
Hydrogen carbonate	mg/l	395 ± 3,29	389	62	5,8	98,4	-1,1
Potassium	mg/l	3,81 ± 0,0923	3,23	0,3	0,16	84,7	-3,65
El. conductivity (25°C)	µS/c	1070 ± 6,85	1105	99	13,1	103	2,58
Magnesium	mg/l	69,1 ± 1,45	69,7	10,9	2,7	101	0,24
Sodium	mg/l	35,8 ± 0,735	33,56	3,02	1,3	93,9	-1,69
Ammonium (as NH4)	mg/l	0,0481 ± 0,0406	-	-	0,0428	-	-
Nitrite (as NO2)	mg/l	- ± -	<0,005 (LOQ)	-	-	-	-
Nitrate (as NO3)	mg/l	64,7 ± 0,999	61,8	8	1,79	95,6	-1,6
Orthophosphate (as PO4)	mg/l	0,0315 ± 0,00353	-	-	0,00513	-	-
Sulfate (as SO4)	mg/l	108 ± 1,55	105,8	18,6	2,54	98,1	-0,83

Sample: N130B

Parameter	Unit	Target ± CI(99%)	Result	± U	Criteria	Recovery	z-score
Alkalinity Ks 4,3	mmol/l	4,9 ± 0,038	-	-	0,0717	-	-
Boron	mg/l	0,0915 ± 0,00676	-	-	0,00812	-	-
Calcium	mg/l	73,1 ± 1,26	73,5	7,4	2,22	101	0,2
Chloride	mg/l	48,3 ± 0,893	48,1	9	1,55	99,7	-0,1
DOC (as C)	mg/l	2,3 ± 0,131	2	0,5	0,205	87	-1,45
Total-P (as PO4)	mg/l	0,249 ± 0,00849	-	-	0,013	-	-
Total hardness	°d	20,1 ± 0,255	20,2	2,6	0,442	100	0,2
Hydrogen carbonate	mg/l	297 ± 3,01	292	48	5,21	98,4	-0,9
Potassium	mg/l	3,01 ± 0,109	2,55	0,23	0,189	84,8	-2,4
El. conductivity (25°C)	µS/c	778 ± 4,69	794	71	9,12	102	1,71
Magnesium	mg/l	42,7 ± 0,775	43,2	6,7	1,37	101	0,38
Sodium	mg/l	25,2 ± 0,566	23,79	2,14	0,961	94,6	-1,42
Ammonium (as NH4)	mg/l	0,188 ± 0,00809	-	-	0,015	-	-
Nitrite (as NO2)	mg/l	0,135 ± 0,00404	0,131	0,016	0,00725	96,9	-0,58
Nitrate (as NO3)	mg/l	40,6 ± 0,578	39,2	5,1	1,04	96,5	-1,35

Parameter	Unit	Target ± CI(99%)	Result	± U	Criteria	Recovery	z-score
Orthophosphate (as PO ₄)	mg/l	0,147 ± 0,00584	-	-	0,00871	-	-
Sulfate (as SO ₄)	mg/l	68,2 ± 1,14	66,2	11,6	1,86	97,1	-1,06



The following results were achieved:

Sample: N130A

Parameter	Unit	Target ± CI(99%)	Result	± U	Criteria	Recovery	z-score
Alkalinity Ks 4,3	mmol/l	6,5 ± 0,0497	6,44	0,06	0,0936	99	-0,68
Boron	mg/l	0,152 ± 0,00712	-	-	0,00888	-	-
Calcium	mg/l	89,9 ± 1,41	89,5	9	2,45	99,5	-0,17
Chloride	mg/l	70,6 ± 0,911	69,4	6,9	1,55	98,3	-0,77
DOC (as C)	mg/l	1,14 ± 0,137	1,15	0,11	0,215	101	0,03
Total-P (as PO4)	mg/l	0,0368 ± 0,00447	0,038	0,005	0,00698	103	0,17
Total hardness	°d	28,5 ± 0,341	29,1	3	0,602	102	0,96
Hydrogen carbonate	mg/l	395 ± 3,29	393	40	5,8	99,4	-0,41
Potassium	mg/l	3,81 ± 0,0923	3,74	0,38	0,16	98,1	-0,46
El. conductivity (25°C)	µS/c	1070 ± 6,85	1083	10	13,1	101	0,9
Magnesium	mg/l	69,1 ± 1,45	72,2	7,3	2,7	105	1,16
Sodium	mg/l	35,8 ± 0,735	36	3,6	1,3	101	0,19
Ammonium (as NH4)	mg/l	0,0481 ± 0,0406	<0,01 (LOQ)	-	0,0428	-	-
Nitrite (as NO2)	mg/l	- ± -	<0,01 (LOQ)	-	-	-	-
Nitrate (as NO3)	mg/l	64,7 ± 0,999	64,1	6,4	1,79	99,1	-0,32
Orthophosphate (as PO4)	mg/l	0,0315 ± 0,00353	0,035	0,005	0,00513	111	0,67
Sulfate (as SO4)	mg/l	108 ± 1,55	106	10	2,54	98,2	-0,75

Sample: N130B

Parameter	Unit	Target ± CI(99%)	Result	± U	Criteria	Recovery	z-score
Alkalinity Ks 4,3	mmol/l	4,9 ± 0,038	4,82	0,05	0,0717	98,3	-1,18
Boron	mg/l	0,0915 ± 0,00676	-	-	0,00812	-	-
Calcium	mg/l	73,1 ± 1,26	70,5	7,1	2,22	96,5	-1,16
Chloride	mg/l	48,3 ± 0,893	47,2	4,7	1,55	97,8	-0,68
DOC (as C)	mg/l	2,3 ± 0,131	2,378	0,24	0,205	103	0,39
Total-P (as PO4)	mg/l	0,249 ± 0,00849	0,236	0,024	0,013	94,9	-0,99
Total hardness	°d	20,1 ± 0,255	20,2	2	0,442	100	0,2
Hydrogen carbonate	mg/l	297 ± 3,01	294	29	5,21	99,1	-0,52
Potassium	mg/l	3,01 ± 0,109	2,92	0,3	0,189	97,2	-0,45
El. conductivity (25°C)	µS/c	778 ± 4,69	784	10	9,12	101	0,61
Magnesium	mg/l	42,7 ± 0,775	44,7	4,5	1,37	105	1,48
Sodium	mg/l	25,2 ± 0,566	24,9	2,5	0,961	99	-0,26
Ammonium (as NH4)	mg/l	0,188 ± 0,00809	0,192	0,02	0,015	102	0,26
Nitrite (as NO2)	mg/l	0,135 ± 0,00404	0,134	0,013	0,00725	99,1	-0,17
Nitrate (as NO3)	mg/l	40,6 ± 0,578	40,1	44	1,04	98,8	-0,49

Parameter	Unit	Target ± CI(99%)	Result	± U	Criteria	Recovery	z-score
Orthophosphate (as PO ₄)	mg/l	0,147 ± 0,00584	0,145	0,015	0,00871	98,7	-0,23
Sulfate (as SO ₄)	mg/l	68,2 ± 1,14	68,1	6,8	1,86	99,9	-0,04

