

**Proficiency Testing Scheme für die  
Wasseranalytik - Realproben  
C63 Leichtflüchtige halogenierte  
Kohlenwasserstoffe (LHKW)**

**Proficiency Testing Scheme for Water  
Analysis - natural water samples  
C63 Volatile halogenated hydrocarbons (VHH)**

**BERICHT / REPORT**

Probenversand / Sample dispatch: 16.06.2020

**Ausgabe/Edition 1: 20.07.2020**

Dieser Report umfasst 218 Seiten.  
This report comprises 218 pages.

**Anbieter der Eignungsprüfung / Provider of the proficiency test:**

**Anschrift / Address:** Umweltbundesamt GmbH  
Spittelauer Lände 5  
1090 Vienna/Austria

**E-Mail:** [ringversuche@umweltbundesamt.at](mailto:ringversuche@umweltbundesamt.at)

**Tel:** +43 (0) 1 31304 4334

**Website deutsch:** [www.umweltbundesamt.at/ringversuche](http://www.umweltbundesamt.at/ringversuche)  
[www.ifatest.at](http://www.ifatest.at)

**Website english:** <https://www.umweltbundesamt.at/en/proficiency-testing>  
[www.ifatest.eu](http://www.ifatest.eu)

**Koordination und technische Leitung Eignungsprüfungen / coordinator and technical management:**

Dipl.-Ing. Monika Denner

**Verantwortlich für die Durchführung der Eignungsprüfungsrunde / Responsible for the implementation of this proficiency test:**

Dipl.-Ing. Johannes Urteil, Martha Schmid MSc

Tel.: +43 (0) 1 31304 4334

**Verantwortlich für die Freigabe des Berichts / Responsible for authorizing the report:**

Dipl.-Ing. Monika Denner

Leitung Eignungsprüfungen für den Bereich chemische Analytik / Management for proficiency tests for chemical analysis

## Inhaltsverzeichnis / Table of Contents

D1. Beschreibung des Ringversuchs.....	5
D1.1.  Ausgestaltung und Durchführung .....	5
D1.2.  Beschreibung der Prüfgegenstände .....	5
D1.3.  Anweisungen für die Teilnehmer .....	6
D1.4.  Kontrollanalytik zur Bewertung der Homogenität .....	6
D1.5.  Trendtest zur Bewertung der Stabilität.....	6
D1.6.  Ermittlung des zugewiesenen Wertes.....	7
D2. Kriterien der Leistungsbewertung .....	8
D2.1.  Leistungskriterium z-Score.....	8
D2.2.  Leistungskriterium E <sub>n</sub> -Score .....	8
D2.3.  Leistungsbewertung z-Score und E <sub>n</sub> -Score.....	9
D3. Darstellung und Interpretation der Messergebnisse.....	9
D4. Anmerkungen zur Auswertung.....	10
D5. Erläuterung zu Tabellen und Grafiken .....	11
D5.1.  Angaben und Abkürzungen in Tabellen.....	11
D5.2.  Graphische Darstellung der Ergebnisse .....	14
D6. Zusammenfassung .....	17
D6.1.  Tabelle der zugewiesenen Werte .....	17
D6.2.  Zusammenfassung der ausreißerbereinigten Ringversuchsergebnisse ..	18
E1. Description of the proficiency test .....	19
E1.1.  Design and implementation .....	19
E1.2.  Description of the proficiency test items .....	19
E1.3.  Instructions for the participants.....	20
E1.4.  Control testing for homogeneity evaluation.....	20
E1.5.  Trend test for stability evaluation .....	20
E1.6.  Determination of the assigned values.....	21
E2. Criteria of performance evaluation .....	22
E2.1.  Performance criterion z-Score .....	22
E2.2.  Performance criterion E <sub>n</sub> -Score .....	22
E2.3.  Performance evaluation z-Score and E <sub>n</sub> -Score .....	23
E3. Representation and interpretation of measurement results.....	24
E4. Explanatory notes .....	24

E5. Annotations on tables and charts .....	25
E5.1. Information and abbreviations in tables .....	25
E5.2. Graphical presentation of results .....	27
E6. Summary .....	30
E6.1. Table of assigned values .....	30
E6.2. Summary of results, after removal of outliers.....	31
E7. Parameterorientierte Auswertung / Parameter oriented report.....	32
E8. Labororientierte Auswertung / Laboratory oriented report.....	135
E9. Methodenübersicht / Overview of methods .....	214

## **D1. Beschreibung des Ringversuchs**

### **D1.1. Ausgestaltung und Durchführung**

- Anzahl der Anmeldungen: 20
- Anzahl der übermittelten Datensätze: 19
- Probenversand: 16.06.2020
- Einsendeschluss der Daten: 14.07.2020

Die Ergebnisabgabe erfolgte auf elektronischem Weg mittels passwortgeschützter Online-Dateneingabe. Beim Abschluss der Dateneingabe bestätigte der Teilnehmer die vollständige und korrekte Eingabe aller Daten und die Freigabe der Ergebnisse zur Auswertung.

Zur Anonymisierung der Ergebnisse wurde jedem Labor willkürlich ein Laborcode zugeteilt.

### **D1.2. Beschreibung der Prüfgegenstände**

Die Probenahme von Grundwasser erfolgte am 15.06.2020 und die Probenahme von Oberflächenwasser erfolgte am 15.06.2020. Das Probenmaterial umfasste:

- 1 Probe Grundwasser (C63 A)
- 1 Probe Oberflächenwasser (C63 B)

Alle Proben wurden anschließend bis zur weiteren Verarbeitung gekühlt gelagert (4 +/- 3°C). Die o.a. Proben wurden bei 40 µm filtriert und im Rührkessel zusätzlich mit einzelnen Substanzen dotiert.

Das Abfüllen der Proben erfolgte unter ständigem Rühren (Rührkessel). Die Stabilisierung erfolgte durch Kühlung.

Die homogenen Prüfgegenstände wurden am 16.06.2020 verschickt.

Jedes Teilnehmerlabor erhielt:

- 2 Proben zu je ca. 600 ml, abgefüllt in je 1 x 600 ml Aluminium

### **D1.3. Anweisungen für die Teilnehmer**

Aus Stabilitätsgründen wurde empfohlen bis spätestens 24.06.2020 mit den Analysen zu beginnen.

Den Teilnehmern stand die Wahl der Analyseverfahren bzw. der verwendeten Norm frei, welche mit ihrem Routineverfahren übereinstimmen sollte. Eine Übersicht der angewendeten Methoden findet sich unter E9.

### **D1.4. Kontrollanalytik zur Bewertung der Homogenität**

Im Zuge der Abfüllung wurden zu willkürlichen Zeitpunkten mehrere Aliquote pro Probe zur Kontrollanalytik entnommen.

Es wurden für die A- bzw. B-Probe jeweils n=5 Kontrollproben sowie n=1 undotierte Realprobe dem Labor zur Analyse übergeben.

Die Bestimmung aller Parameter wurde an ein externes Labor (akkreditiert nach EN ISO/IEC 17025 für die Parameter) im Unterauftrag vergeben (verdeckte Vergabe, Proben anonymisiert) und erfolgte zeitnah zum Probenversand.

Im Zuge der Auswertung wurde die relative Standardabweichung zwischen den Kontrollprobenabfüllungen bewertet und mit der Vergleichsstandardabweichung beim aktuellen Ringversuch verglichen.

Die Ergebnisse der Kontrollanalytik sind in der parameterorientierten Auswertung (E.7.) in Form von Mittelwerten  $\pm$  Messunsicherheit als Kontrollwert (control test value)  $\pm$  U gelistet (jeweils angegeben als erweiterte Messunsicherheit,  $k=2$ ).

### **D1.5. Trendtest zur Bewertung der Stabilität**

Die Bewertung der Stabilität der Prüfgegenstände (Realproben) erfolgte auf Basis der Datenstatistik aus den vergangenen Runden für Realproben im Zeitraum 2013 bis 2019.

Um die ausreichende Stabilität der Prüfgegenstände der aktuellen Eignungsprüfungsrunde bis zum Abgabetermin zu überprüfen, wurde die Darstellung der Teilnehmerergebnisse nach Analysendatum ausgewertet und auf systematische Trends geprüft (unauffällig). Durch Darstellung der Teilnehmerergebnisse nach Abfüllreihenfolge wurde auf das Vorliegen möglicher systematischer Trends der Ergebnisse geprüft (unauffällig).

Aufgrund der bisherigen Erfahrungen und aufgrund der Bewertungsgrundlagen der aktuellen Eignungsprüfungsrunde gilt die Stabilität der Prüfgegenstände im empfohlenen Zeitraum für die Analyse bis zum Abgabeschluss als gewährleistet.

## **D1.6. Ermittlung des zugewiesenen Wertes**

Die Ergebnisse der Analysen mussten spätestens bis zum 14.07.2020 beim Veranstalter vorliegen. Später eingehende Werte wurden nicht berücksichtigt.

Im Zuge der Plausibilitätsprüfung der Daten (z.B. Check korrekte Einheiten, Messunsicherheitsangabe, ...) wurden die Teilnehmer mit auffälligen Ergebnissen zum erneuten Datencheck der Eingabe und um Rückmeldung binnen 24 h aufgefordert.

Nach Abschluss der Plausibilitätsprüfung, wurde der Ausreißertest nach Hampel durchgeführt und die Ausreißer ermittelt. Die von diesem Test auffällig eingestuften Werte wurden in der Auswertung gekennzeichnet („H“). In begründeten Fällen, z.B., wenn der Ausreißertest nach Hampel nicht anwendbar ist (z.B. Ergebnisse liegen sehr eng beieinander oder überwiegend selber Zahlenwert bzw. bei wenig abgegebenen Daten mit sehr hoher Streuung), kann eine Ausreißereliminierung nach weiteren Kriterien erfolgen (z.B. Dean- und Dixon Test bzw. manuelle Ausreißerdefinition aufgrund Expertenbefund). Diese Vorgangsweise wird nach Anwendung unter Punkt D4 des Berichts dokumentiert.

Die weitere Auswertung erfolgte gemäß ISO 5725-2. Eine statistische Auswertung der Ringversuchsdaten erfolgte erst ab zumindest 6 gültigen, numerischen Ergebnissen pro Parameter. Ergebnisse kleiner Bestimmungs- oder Nachweisgrenze wurden bei den Berechnungen nicht berücksichtigt.

Der zugewiesene Wert wird im Normalfall jeweils als der ausreißerbereinigte Mittelwert über alle übermittelten Ergebnisse gebildet.

Bei sehr hohen Streuungen der Teilnehmerergebnisse von über 50 % oder bei mangelhafter Rückführbarkeit der statistischen Kenndaten aus den ausreißerbereinigten Ergebnissen der Teilnehmer auf den Mittelwert des Kontrolllabores bzw. einer zu geringen Anzahl an ausreißerbereinigten Ergebnissen über die Gruppe der akkreditierten Labore, kann die Situation auftreten, dass kein zugewiesener Wert für den aktuellen Ringversuch festgelegt werden kann und daher keine Bewertung der Teilnehmerergebnisse für diesen Parameter möglich ist. Ein entsprechender Hinweis wird im Bericht unter E7 bei der informativen Auswertung angebracht. Im Rahmen der internen Qualitätssicherung der Teilnehmer kann ein Vergleich mit den Ergebnissen des Kontrolllabors durchgeführt werden. Diese

Vorgehensweise wird bei Anwendung jeweils parameter- und probenbezogen unter Punkt D4 des Berichts dokumentiert.

## D2. Kriterien der Leistungsbewertung

### D2.1. Leistungskriterium z-Score

Als Basis zur Berechnung der Wiederfindungsraten sowie der z-Scores wurde der ausreißerbereinigte Mittelwert über alle übermittelten Ergebnisse herangezogen.

Die Ermittlung der z-Scores erfolgte gemäß nachfolgender Formel:

$$z - score = \frac{x_i - \bar{X}}{\text{Kriterium}}$$

Dabei ist:

$x_i$	Messergebnis des teilnehmenden Labors
$\bar{X}$	zugewiesener Wert Sollwert für die Leistungsbewertung der Teilnehmer (angegeben auf 3 signifikante Stellen); im Regelfall: ausreißerbereinigter Mittelwert der Teilnehmerergebnisse. Eine davon abweichende Vorgehensweise wird unter Punkt D4 des Berichts beschrieben.
<i>Kriterium</i>	Vergleichsstandardabweichung berechnet aus den Statistiken für reale Wasserproben der vorangegangenen Runden im Zeitraum 2013 bis 2019 (RSDpooled) bzw. aus den ausreißerbereinigten Teilnehmerergebnissen (sR) des aktuellen Ringversuchs (falls noch weniger als 6 vorangegangene Runden für A und B-Proben vorlagen). In begründeten Fällen (z.B. Ergebnisse Realproben nahe an Mindestbestimmungsgrenze oder regulatorischer Vorgaben) erfolgt die Festlegung nach Expertenbefund und die Vorgangsweise wird unter Punkt D4 des Berichts beschrieben.

### D2.2. Leistungskriterium E<sub>n</sub>-Score

Für die realen Wasserproben erfolgen seit 2019 zusätzliche Bewertungen unter Einbeziehung der erweiterten Messunsicherheiten der Teilnehmer und der erweiterten Messunsicherheit des zugewiesenen Wertes, gemäß E<sub>n</sub>-Score. Diese Auswertungen werden für die Teilnehmer im Bericht unter Punkt E8, jeweils im Anschluss an die z-Score Auswertung dargestellt.

Die Ermittlung der E<sub>n</sub>-Scores erfolgte gemäß nachfolgender Formel:



$$E_n - score = \frac{x_i - \bar{X}}{\sqrt{U(x_i)^2 + U(\bar{X})^2}}$$

Dabei ist:

$x_i$	Messergebnis des teilnehmenden Labors
$\bar{X}$	zugewiesener Wert Sollwert für die Leistungsbewertung der Teilnehmer (angegeben auf 3 signifikante Stellen); im Regelfall: ausreißerbereinigter Mittelwert der Teilnehmerergebnisse. Eine davon abweichende Vorgehensweise wird unter Punkt D4 des Berichts beschrieben.
$U(x_i)$	erweiterte Messunsicherheit des Messergebnisses (Teilnehmerergebnis), $k=2$
$U(\bar{X})$	erweiterte Messunsicherheit des zugewiesenen Wertes, $k=2$

### D2.3. Leistungsbewertung z-Score und E<sub>n</sub>-Score

#### Interpretation der z-Scores:

- $|z\text{-Score}| \leq 2.0$  Ergebnis gut
- $2.0 < |z\text{-Score}| < 3.0$  Ergebnis fragwürdig
- $|z\text{-Score}| \geq 3.0$  Ergebnis nicht zufriedenstellend

Hinweis: Bei der Bewertung mittels z-Score wird die Messunsicherheit der Teilnehmer nicht mitberücksichtigt. Der Vergleich der Abweichung zum zugewiesenen Wert erfolgt über das Kriterium.

#### Interpretation der E<sub>n</sub>-Scores:

- $|E_n\text{-Score}| \leq 1.0$  zufriedenstellende Leistung
- $|E_n\text{-Score}| > 1.0$  nicht zufriedenstellende Leistung

Hinweis: Bei der Bewertung mittels E<sub>n</sub>-Score erfolgt die Berücksichtigung der erweiterten Messunsicherheiten der Teilnehmer und des zugewiesenen Wertes.  $|E_n\text{-Score}| > 1.0$  können darauf hinweisen, dass die Unsicherheitsschätzungen überprüft oder ein Messproblem korrigiert werden muss.

## D3. Darstellung und Interpretation der Messergebnisse

In der parameterorientierten Auswertung ist eine tabellarische Übersicht mit den Messergebnissen inklusive der Unsicherheit ( $\pm U$ ), der Wiederfindung zum zugewiesenen Wert und dem berechneten z-Score dargestellt. Weiterhin werden unter

Anmerkungen die Ausreißer gekennzeichnet. Die in der Tabelle angeführten Ergebnisse werden auch grafisch dargestellt.

In der labororientierten Auswertung werden pro Labor in anonymisierter Form die Ergebnisse der einzelnen Labore als Messergebnis  $\pm U$  sowie die Wiederfindungen und die ermittelten z-Scores bezugnehmend auf das Kriterium dargestellt. Weiters werden die  $E_n$ -Scores unter Berücksichtigung der erweiterten Unsicherheiten in unabhängigen Tabellen ausgegeben. Die labororientierten Auswertungen enthalten jeweils die Bewertungsgrundlagen wie zugewiesener Wert samt erweiterter Messunsicherheit sowie das Kriterium.

Eine Erläuterung zu den Tabellen und Grafiken kann Punkt D.5. entnommen werden.

#### **D4. Anmerkungen zur Auswertung**

Wie unter Punkt D2 ersichtlich, können die z-Scores auch unter Einbeziehung der Vergleichsstandardabweichung der ausreißerbereinigten Teilnehmerergebnisse des aktuellen Ringversuchs berechnet werden. Das kann zur Folge haben, dass es bei Parametern mit hoher Ergebnisstreuung dazu kommen kann, dass der Bereich z-Score - 2 bis z-Score + 2 einen ungewöhnlich hohen Wiederfindungsbereich abdeckt. Umgekehrt führt eine sehr geringe Streuung der Teilnehmerergebnisse dazu, dass z-Score - 2 bis z-Score + 2 einen ungewöhnlich kleinen Wiederfindungsbereich abdeckt.

Die Wiederfindungsrate wird unabhängig von der Streuung der Ergebnisse, als prozentuelle Abweichung vom zugewiesenen Wert berechnet und sollte bei der Bewertung von Ergebnissen im Rahmen des internen Qualitätsmanagementsystems der teilnehmenden Labore berücksichtigt werden.

Als Ergebnis einer Langzeitauswertung über aktuell 7 Eignungsprüfungsrunden (2013 - 2019) in Realproben wurden Kriterien (RSDpool) zur Ergebnisbewertung berechnet. Diese wurden im Zuge der Auswertung den relativen Vergleichsstandardabweichungen ( $vR$ ) des aktuellen Ringversuchs gegenübergestellt.

Parameter cis-1,2-Dichlorethen und Trichlorethen Probe C63 A und Parameter cis-1,2-Dichlorethen und Dibromchlormethan Probe C63 B: Die auf Basis der Teilnehmerergebnisse berechneten Sollwerte lagen außerhalb der Messunsicherheit des Kontrollwertes und es ist über das Kontrolllabor keine Rückführbarkeit möglich. Der zugewiesene Wert wurde daher über die ausreißerbereinigten Mittelwerte aus der Gruppe der akkreditierten Teilnehmer berechnet.

Parameter Bromdichlormethan Probe C63 A: Aufgrund einer geringen Anzahl an übermittelten gültigen Teilnehmerergebnissen und aufgrund des geringen Gehaltes in

der Probe konnte kein Sollwert berechnet werden. Für diesen Parameter empfehlen wir einen Vergleich mit den Ergebnissen des Kontrolllabors.

## D5. Erläuterung zu Tabellen und Grafiken

### D5.1. Angaben und Abkürzungen in Tabellen

Parameter	Allgemeine Bezeichnung des Analysenparameters
Probe	Bezeichnung der übermittelten Probe
Einheit	Vorgegebene Einheit für Messwert und Ergebnisunsicherheit (z.B. µg/l)
Zugewiesener Wert	Sollwert für die Leistungsbewertung der Teilnehmer (angegeben auf 3 signifikante Stellen)
U (k=2)	erweiterte Unsicherheit (k=2) des zugewiesenen Wertes, (angegeben auf 3 signifikante Stellen)
Kriterium	Vorgabewert zur Ermittlung des z-Scores in der angegebenen Einheit (angegeben auf 3 signifikante Stellen)
Kriterium [%]	Vorgabewert zur Ermittlung des z-Scores in % des zugewiesenen Wertes (angegeben auf 2 signifikante Stellen)
Mittelwert	Ausreißerbereinigter Mittelwert über die Teilnehmerergebnisse (angegeben auf 3 signifikante Stellen)
VB (99%)	99% Vertrauensbereich (angegeben auf 3 signifikante Stellen)
Minimum	Minimales abgegebenes Messergebnis, ausreißerbereinigt (angegeben auf 3 signifikante Stellen)
Maximum	Maximales abgegebenes Messergebnis, ausreißerbereinigt (angegeben auf 3 signifikante Stellen)
sR	Vergleichsstandardabweichung, berechnet aus den ausreißerbereinigten Teilnehmerergebnissen des aktuellen Ringversuchs (angegeben auf 3 signifikante Stellen)
vR	relative Vergleichsstandardabweichung in %, berechnet aus den ausreißerbereinigten Teilnehmerergebnissen des aktuellen Ringversuchs bezogen auf den Mittelwert (angegeben auf 2 signifikante Stellen)
Kontrollwert ± U (k=2)	Mittelwert der Kontrollmessungen des Veranstalters ± erweiterte Ergebnisunsicherheit des Kontrollwertes (jeweils angegeben auf 3 signifikante Stellen)

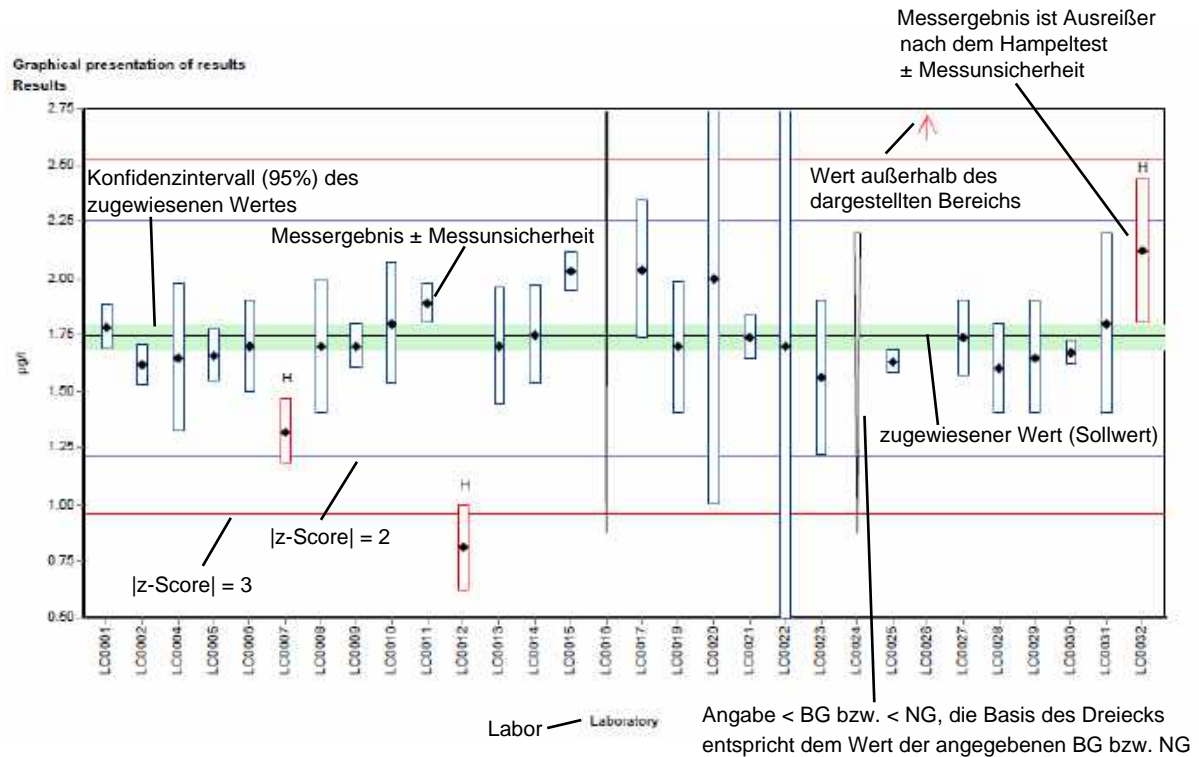
Laborcode	anonymisierte, eindeutige Teilnehmerkennung im jeweiligen Ringversuch
Messwert	einzelne(r) Messwert(e) lt. Teilnehmerangabe (maximal 5 Nachkommastellen dargestellt)
Messergebnis	Für die Bewertung herangezogenes Ergebnis lt. Teilnehmerangabe (maximal 5 Nachkommastellen dargestellt). Bei Eignungsprüfungen mit Vorgabe von unabhängigen Mehrfachbestimmungen, entspricht dies dem berechneten Mittelwert aus den einzelnen Messwerten der Teilnehmer.
± U	kombinierte Messunsicherheit ohne Erweiterungsfaktor (k=1) lt. Teilnehmerangabe (maximal 5 Nachkommastellen dargestellt)
BG	Bestimmungsgrenze
NG	Nachweisgrenze
WF	Wiederfindungsrate in %, bezogen auf den zugewiesenen Wert (angegeben auf 3 signifikante Stellen, dargestellt maximal 1 Nachkommastelle)
MW	Mittelwert
z-Score	Abweichung des Messergebnisses zum zugewiesenen Wert, ausgedrückt als Vielfaches des Kriteriums (angegeben auf 3 signifikante Stellen, dargestellt maximal 2 Nachkommastellen)
E <sub>n</sub> -Score	Abweichung des Messergebnisses zum zugewiesenen Wert, ausgedrückt als Vielfaches der kombinierten Messunsicherheiten, bestehend aus erweiterter Unsicherheit des zugewiesenen Wertes und der erweiterten Unsicherheit der Messergebnisse der Teilnehmer (angegeben auf 3 signifikante Stellen, dargestellt maximal 2 Nachkommastellen). Beim E <sub>n</sub> -Score erfolgt die Berücksichtigung der Messunsicherheit der Teilnehmer.
-	Keine Daten übermittelt bzw. keine Berechnung möglich
Anmerkungen	Anmerkungen zum jeweiligen Messergebnis (z.B. H, FN, FP)
H	Ausreißer nach dem Hampel-Test
FN	Falsch negativ – Messergebnis kleiner Bestimmungsgrenze dessen Betrag die Bedingungen eines Ausreißers nach dem Hampeltest erfüllt.
FP	Falsch positiv – Falls aufgrund des geringen Analytgehalts kein zugewiesener Wert ermittelt werden kann (n < 6), wird

	der Median der Beträge der übermittelten Nachweis- bzw. Bestimmungsgrenzen ermittelt. Als falsch positiv wird ein Messergebnis bewertet, welches diesen Median um mehr als 100 % übersteigt.
Standardabweichung	Vergleichsstandardabweichung berechnet aus den Teilnehmerergebnissen des aktuellen Ringversuchs (angegeben auf 3 signifikante Stellen)
rel. Standardabweichung	relative Vergleichsstandardabweichung in %, berechnet aus den Teilnehmerergebnissen des aktuellen Ringversuchs bezogen auf den Mittelwert (angegeben auf 3 signifikante Stellen)
n	Anzahl der Messergebnisse

## D5.2. Graphische Darstellung der Ergebnisse

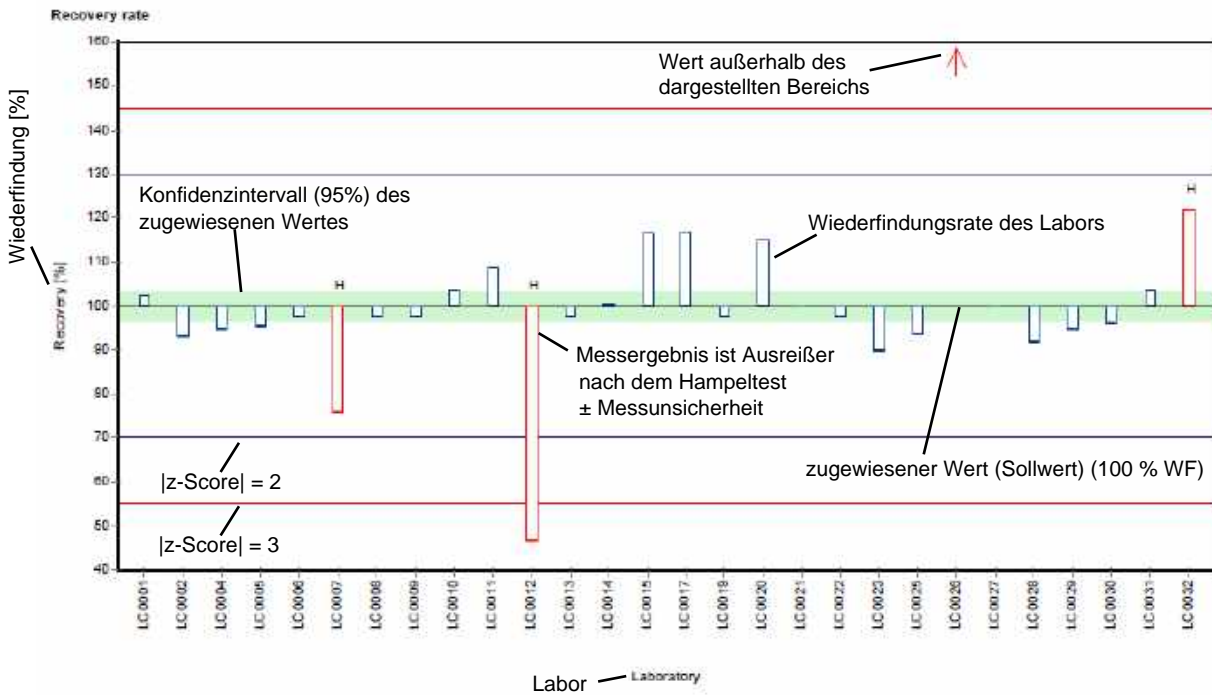
Nachfolgend wird die graphische Darstellung anhand von kommentierten Beispieldiagrammen erläutert.

### Beispieldiagramm: Messwerte



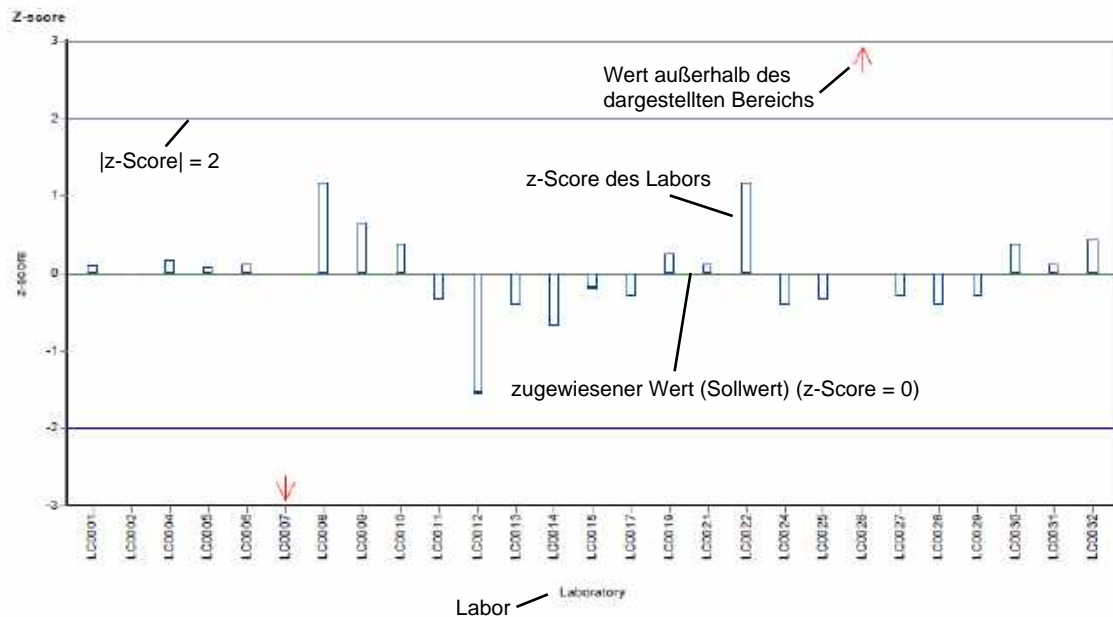
Unterschiedliche Analysenmethoden werden mit unterschiedlichen Farben kenntlich gemacht.

### Beispieldiagramm: Wiederfindung zum zugewiesenen Wert



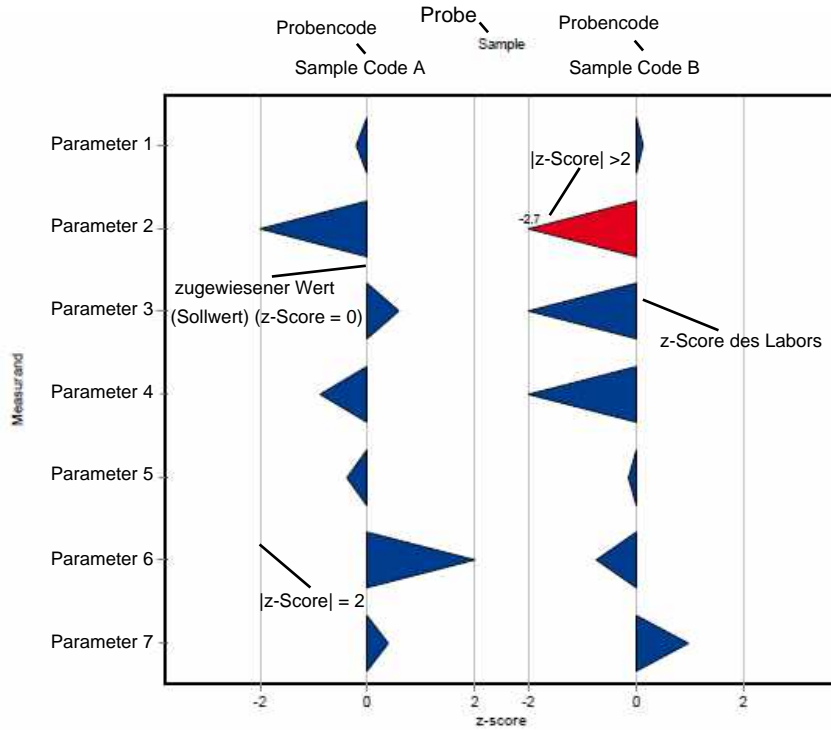
Unterschiedliche Analysenmethoden werden mit unterschiedlichen Farben kenntlich gemacht.

### Beispieldiagramm: z-Score

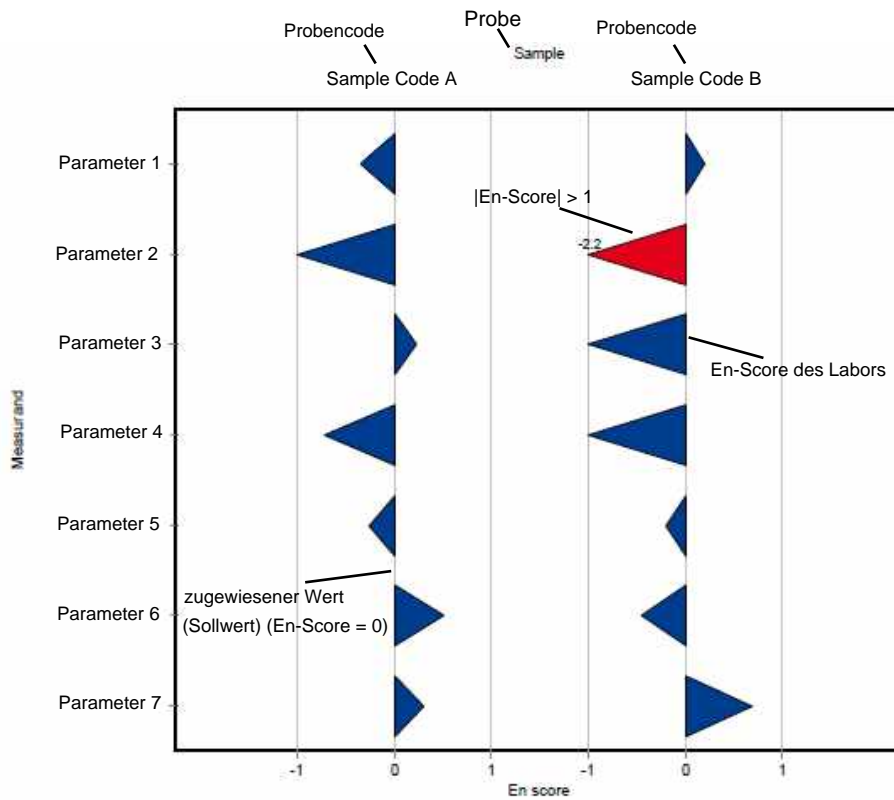


Unterschiedliche Analysenmethoden werden mit unterschiedlichen Farben kenntlich gemacht.

**Beispieldiagramm: z-Score (labororientierte Auswertung)**



**Beispieldiagramm: En-Score (labororientierte Auswertung)**





## D6. Zusammenfassung

### D6.1. Tabelle der zugewiesenen Werte

Parameter	Probe	Einheit	zugewiesener Wert	±	U (k=2)	Kriterium	Kriterium [%]
1,1,1-Trichlorethan	C63 A	µg/l	1.23	±	0.0974	0.185	15
	C63 B	µg/l	5.94	±	0.472	0.891	15
1,1-Dichlorethen	C63 A	µg/l	1.05	±	0.0675	0.178	17
	C63 B	µg/l	5.49	±	0.44	0.934	17
1,2-Dichlorethan	C63 A	µg/l	1.31	±	0.0746	0.17	13
	C63 B	µg/l	4.92	±	0.257	0.639	13
Bromdichlormethan	C63 A	µg/l	-	±	-	-	-
	C63 B	µg/l	7.87	±	0.561	0.661	8.4
cis-1,2-Dichlorethen	C63 A	µg/l	1.35	±	0.144	0.135	10
	C63 B	µg/l	6.22	±	0.463	0.622	10
Dibromchlormethan	C63 A	µg/l	1.91	±	0.108	0.23	12
	C63 B	µg/l	6.4	±	0.387	0.768	12
Dichlormethan	C63 A	µg/l	3.06	±	0.166	0.398	13
	C63 B	µg/l	8.95	±	0.576	1.16	13
Tetrachlorethen	C63 A	µg/l	0.981	±	0.0443	0.167	17
	C63 B	µg/l	6.75	±	0.208	1.15	17
Tetrachlormethan	C63 A	µg/l	1.19	±	0.126	0.191	16
	C63 B	µg/l	5.31	±	0.583	0.85	16
trans-1,2-Dichlorethen	C63 A	µg/l	1.37	±	0.165	0.274	20
	C63 B	µg/l	4.56	±	0.384	0.913	20
Tribrommethan	C63 A	µg/l	2.23	±	0.146	0.268	12
	C63 B	µg/l	4.8	±	0.385	0.576	12
Trichlorethen	C63 A	µg/l	1.06	±	0.0804	0.159	15
	C63 B	µg/l	6.48	±	0.474	0.972	15
Trichlormethan	C63 A	µg/l	1.15	±	0.07	0.15	13
	C63 B	µg/l	8.99	±	0.823	1.17	13

## D6.2. Zusammenfassung der ausreißerbereinigten Ringversuchsergebnisse

Parameter	Probe	Anzahl Labors für Berechnung	Anzahl Ausreißer Labors	Einheit	Mittelwert	± VB (99%)	Minimum	Maximum	sR	vR [%]
1,1,1-Trichlorethan	C63 A	17	1	µg/l	1.23	± 0.146	0.84	1.66	0.201	16
	C63 B	17	1	µg/l	5.94	± 0.708	3.84	7.91	0.972	16
1,1-Dichlorethen	C63 A	14	3	µg/l	1.05	± 0.101	0.84	1.3	0.126	12
	C63 B	15	2	µg/l	5.49	± 0.66	4.49	7.55	0.852	16
1,2-Dichlorethan	C63 A	17	1	µg/l	1.31	± 0.112	0.92	1.6	0.154	12
	C63 B	15	3	µg/l	4.92	± 0.386	3.77	5.8	0.498	10
Bromdichlormethan	C63 A	3	0	µg/l	-	± -	0.037	0.0418	-	-
	C63 B	18	0	µg/l	7.87	± 0.841	5.5	10.1	1.19	15
cis-1,2-Dichlorethen	C63 A	17	0	µg/l	1.35	± 0.217	0.62	1.73	0.298	22
	C63 B	16	1	µg/l	6.22	± 0.695	4.51	7.6	0.927	15
Dibromchlormethan	C63 A	17	1	µg/l	1.91	± 0.162	1.3	2.21	0.223	12
	C63 B	16	2	µg/l	6.4	± 0.58	4.4	7.37	0.774	12
Dichlormethan	C63 A	17	1	µg/l	3.06	± 0.249	2.5	3.9	0.342	11
	C63 B	18	0	µg/l	8.95	± 0.865	7.4	11.7	1.22	14
Tetrachlorethen	C63 A	16	1	µg/l	0.981	± 0.0664	0.86	1.22	0.0885	9
	C63 B	16	2	µg/l	6.75	± 0.312	5.94	7.58	0.416	6.2
Tetrachlormethan	C63 A	18	0	µg/l	1.19	± 0.189	0.67	1.67	0.268	22
	C63 B	18	0	µg/l	5.31	± 0.875	2.84	7.65	1.24	23
trans-1,2-Dichlorethen	C63 A	16	1	µg/l	1.37	± 0.248	0.56	1.97	0.331	24
	C63 B	15	2	µg/l	4.56	± 0.577	3.3	6.24	0.744	16
Tribrommethan	C63 A	18	0	µg/l	2.23	± 0.219	1.5	2.8	0.309	14
	C63 B	18	0	µg/l	4.8	± 0.577	3.3	6.7	0.816	17
Trichlorethen	C63 A	17	1	µg/l	1.06	± 0.121	0.77	1.3	0.166	16
	C63 B	17	1	µg/l	6.48	± 0.711	4.6	8.86	0.977	15
Trichlormethan	C63 A	17	2	µg/l	1.15	± 0.105	0.85	1.44	0.144	13
	C63 B	19	0	µg/l	8.99	± 1.24	5.03	12.1	1.79	20

## **E1. Description of the proficiency test**

### **E1.1. Design and implementation**

- Number of registrations: 20
- Number of submitted data records: 19
- Dispatch of samples: 16<sup>th</sup> June 2020
- Closing date for submission of data: 14<sup>th</sup> July 2020

The results were submitted electronically by a password-protected online data entry. Upon completion of the data entry, the participant confirmed the complete and correct entry of all data and the authorization of the results for evaluation.

To anonymize results, each laboratory was given a laboratory code on a random basis.

### **E1.2. Description of the proficiency test items**

The sampling of ground water and surface water was carried out on 15<sup>th</sup> June 2020 (ground water) and on 15<sup>th</sup> June, 2020 (surface water).

The following samples were made available

- 1 sample ground water (C63 A)
- 1 sample surface water (C63 B)

Both samples were stored at 4 +/- 3°C until further processing. The samples were filtered (40 µm) and partly spiked with specific substances in the stirring vessel.

The samples were filled into bottles under continuous stirring (stirring vessel) and stabilized by cooling.

The homogeneous proficiency test items were dispatched on 16<sup>th</sup> June 2019.

Each participant received:

- 2 samples each 600 ml, filled in 600 ml aluminium bottles

### **E1.3. Instructions for the participants**

For reasons of stability, it was recommended to start the analysis by the 24<sup>th</sup> June 2020 at the latest.

The participants are expected to use the test method or measurement method of their choice, which should be consistent with their routine procedures. In E9. you will find the overview of applied methods in course of the proficiency testing.

### **E1.4. Control testing for homogeneity evaluation**

During filling of the bottles, aliquots of each sample were collected randomly for control testing. From each of the samples A and B, n=5 control test samples and n=1 unspiked real water sample were transferred to the laboratory for control testing.

The determination of all parameters was performed at an external laboratory (accredited by EN ISO/IEC 17025 for all parameters) in subcontract (anonymous submission) and testing was performed close to the time of sample dispatch.

During evaluation the relative standard deviation between the individual results of the control test samples was assessed for each parameter by comparison with the reproducibility standard deviation of the actual proficiency test.

In the parameter-oriented evaluation (E.7.), the results of the control testing are given in the form of arithmetic means of the detected concentrations  $\pm$  expanded measurement uncertainty as control test value  $\pm$  U (expanded uncertainty, k=2).

### **E1.5. Trend test for stability evaluation**

The evaluation of stability of the proficiency test items was performed using the data statistics of the results of previous proficiency testing rounds for real water samples of the period from 2013 to 2019.

The assessment of the stability of the proficiency test items of the current round was carried out by evaluation of all participant results sorted by analysis date (until submission deadline): No systematic trends were identified.

Using all participants results, it was furthermore tested if systematic trends could be detected depending on the order in which the bottles were filled for the proficiency test: No systematic trends could be identified.

According to data obtained from previous rounds for real water samples from 2013 to 2019 and based on the trend test evaluation of the current round, the stability of the

test items for proficiency testing of real water samples can be confirmed for the recommended analysis period until deadline for submission of data.

## **E1.6. Determination of the assigned values**

The analytical results had to be made available to the organiser not later than 14<sup>th</sup> July 2020. Any values received at a later date were not considered.

In the course of the plausibility assessment of all received data (e.g. check for correct units, indication of measurement uncertainty, ...) the participants with noticeable results were asked to perform a subsequent data check and to give a prompt feedback within 24 h.

After plausibility assessment an outlier test according to Hampel was performed to identify outliers. Values identified as conspicuous are marked specifically in the parameter-oriented evaluation ('H').

In justified cases, for instance, when the outlier test according to Hampel is not applicable (e.g. many similar or identical results of the participants or in case of a very limited number of highly scattering results) a different outlier identification method can be applied (e.g. Dean and Dixon outlier test or manual outlier elimination by expert judgement). In such a case, this procedure is documented in section E4 of the report.

Further data evaluation was performed in accordance with ISO 5725-2. A statistical evaluation of proficiency testing data was only carried out if at least 6 valid results per parameter were available. Results < LOQ or < LOD are not included in the calculation for the assigned value.

The assigned values are normally calculated as the mean over all submitted results, after removal of outliers.

For real water samples in some exceptional cases it might occur, that no assigned value based on participants' results can be calculated and no evaluation of the participants results can be made. E.g. due to large variations in the participant results ( $vR > 50\%$ ) and/or insufficient traceability of the calculated mean of all participants after outlier-clearing to the mean of control testing or if the number of results (without outliers) of the group of accredited testing laboratories is too low.

In this case, a clear statement in section E7 of the report is made and all provided statistical data are for information only. In section E4 further information is given, when applicable, for each parameter and proficiency test item. In course of the internal quality measures, the participants can compare their results to the control test values.

## E2. Criteria of performance evaluation

### E2.1. Performance criterion z-Score

The adjusted average value (after removal of outliers) for all submitted results was used as a basis for the calculation of recovery rates and z-scores.

z-Scores were calculated on the basis of the following formula:

$$z - score = \frac{x_i - \bar{X}}{Criteria}$$

In this context,

$x_i$	is the measurement value (result) of the participating laboratory;
$\bar{X}$	assigned value the target value for the assessment of the performance of the participants (3 significant digits), normally the average value of the participants' results after removal of outliers; if this approach is not applicable, the target value is assigned according to the procedure given in section E4
Criteria	is the reproducibility standard deviation calculated from previous rounds for proficiency testing for real water samples from 2013 to 2019 (as RSD pooled) or from the participants' results after removal of outliers (sR) in the current round (if less than 6 previous rounds for the parameters of real water samples A and B are available). Where justified (e.g. results for real water samples are close to minimum quantification limit or in case of regulatory requirements) the criteria is defined by expert judgement and the procedure is clearly described in section E4 of the report.

### E2.2. Performance criterion E<sub>n</sub>-Score

Since 2019 additional assessment of the participants' results using E<sub>n</sub>-Scores for proficiency testing of real water samples is performed. This additional assessment takes into account the expanded measurement uncertainties of the participants results and the expanded uncertainty of the assigned value and is provided in the laboratory oriented part of the report (see E8 after the z-scores evaluation).

E<sub>n</sub>-Scores were calculated on the basis of the following formula:

$$E_n - score = \frac{x_i - \bar{X}}{\sqrt{U(x_i)^2 + U(\bar{X})^2}}$$

In this context,

$x_i$	is the measurement value (result) of the participating laboratory
$\bar{X}$	assigned value the target value for the assessment of the performance of the participants (3 significant digits), normally the average value of the participants' results after removal of outliers; if this approach is not applicable, the target value is assigned according to the procedure given in section E4
$U(x_i)$	expanded measurement uncertainty for the result of the participating laboratory, $k=2$
$U(\bar{X})$	expanded measurement uncertainty for the assigned value, $k=2$

### E2.3. Performance evaluation z-Score and E<sub>n</sub>-Score

#### Interpretation of z-Scores:

- $|z\text{-Score}| \leq 2.0$       good result
- $2.0 < |z\text{-Score}| < 3.0$       questionable result
- $|z\text{-Score}| \geq 3.0$       unsatisfactory result

Note: In case of assessment of the participants' performance by z-scores the measurement uncertainty of the participants' results is not taken into account. The difference between result of participants and the assigned value is evaluated by the criteria.

#### Interpretation of E<sub>n</sub>-Scores:

- $|E_n\text{-Score}| \leq 1.0$       satisfactory performance
- $|E_n\text{-Score}| > 1.0$       unsatisfactory performance

Note: In case of assessment of the participants' performance by E<sub>n</sub>-Scores the expanded measurement uncertainties for the results and for the assigned values are taken into account.  $|E_n\text{-Score}| > 1.0$  might indicate to check the measurement uncertainty estimation or might point out to correct a measurement problem.

### **E3. Representation and interpretation of measurement results**

The parameter-oriented report provides the measurement values (results) including uncertainty ( $\pm U$ ), recovery rate, calculated z-Score and the outliers in tabular form. The results listed in the table are also represented graphically.

The laboratory oriented report shows the results of the individual laboratories (anonymous), including the measurement uncertainty ( $\pm U$ ), recovery rates, z-Scores and additionally evaluation of  $E_n$ -Scores on separate pages.

The tables also contain the basis for the data assessment as the assigned values and expanded measurement uncertainties and the criteria.

An annotation of the tables and graphics is given in section E.5.

### **E4. Explanatory notes**

As explained in section E2, the z-Score can also be calculated using the reproducibility standard deviation, calculated from the participants' results (after removal of outliers) in the relevant test round. It might occur that the z-Score between -2 and 2 covers a large range of measurement values when the variance of the results is high. On the other hand, the range of good results can be very narrow, when the variation of the participants' results is small.

The recovery rate is calculated for the individual result based on the assigned value and is thus independent of the reproducibility standard deviation. In the case of a high variance of the results, participants should also consider recovery rates as additional criteria to decide on the necessity of internal quality assurance measures.

As a result of a long-term evaluation of 7 proficiency testing rounds (2013 - 2019) in real samples, evaluation criteria (RSDpool) were calculated.

These criteria were compared with the relative reproducibility standard deviation (vR) of the current proficiency testing.

Parameters cis-1,2-dichloroethene and trichloroethene sample C63 A and parameters cis-1,2-dichloroethene and dibromochloromethane sample C63 B: The assigned values calculated based on the participant results were outside the measurement uncertainty of the control value and thus traceability could not be proven by this procedure. Therefore, new assigned values were defined by the group of accredited participating laboratories after outlier-assessment.

Parameter bromodichloromethane sample C63 A: Assigned values were not calculated because of the small number of submitted valid results and due to the low



analyte concentration. For this parameter, we recommend to compare your results with the control test values.

## E5. Annotations on tables and charts

### E5.1. Information and abbreviations in tables

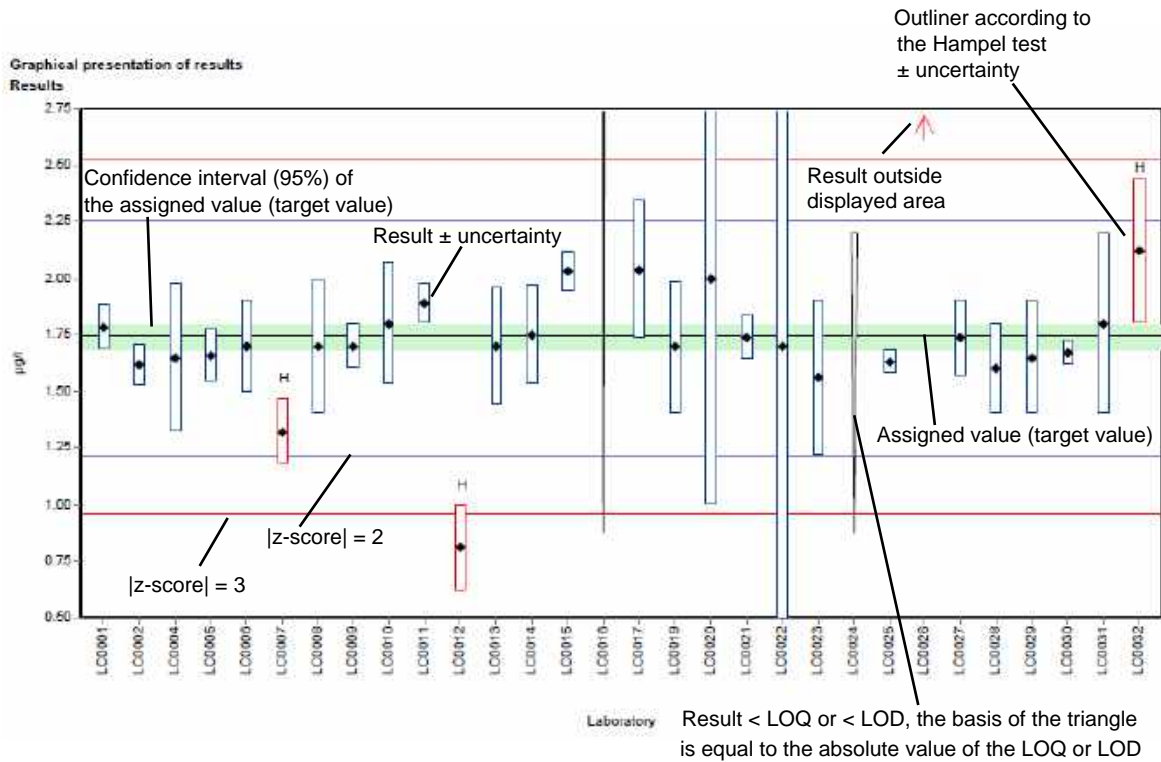
Parameter	Analyte identifier
Sample	Sample identifier
Unit	Given unit for result and uncertainty (e.g. µg/l)
Assigned value	Target value for proficiency assessment of the participants (3 significant digits)
U (k=2)	Expanded uncertainty (k=2) of the assigned value (3 significant digits)
Criteria	Specified value for the determination of the z-score in the given unit (3 significant digits)
Criteria [%]	Specified value for the determination of the z-score in % of the assigned value (2 significant digits)
Mean	Mean of the participants results, without outliers (3 significant digits)
CI (99 %)	99% confidence interval (3 significant digits)
Minimum	Minimum of all submitted results, after removal of outliers (3 significant digits)
Maximum	Maximum of all submitted results, after removal of outliers (3 significant digits)
SD	Reproducibility standard deviation, calculated from the participants results, after removal of outliers (3 significant digits)
RSD %	Reproducibility standard deviation, calculated from the participants results relative to the target value, given in %, after removal of outliers (2 significant digits)
Control test value ± U (k=2)	Mean of control test value ± expanded measurement uncertainty (3 significant digits)
Labcode	Laboratory identifier (anonymized)
Result ± U	Result as indicated by participant (max. 5 decimal places) combined measurement uncertainty without expansion factor (k=1), as indicated by participant (max. 5 decimal places)
LOQ	Limit of quantification
LOD	Limit of detection

Recovery	Recovery rate in % based on assigned value (target value) (3 significant digits, max. one decimal place given)
z-Score	Deviation of result based on the assigned value (target value) given as a multiple of the criteria (3 significant digits, max. 2 decimal places given)
E <sub>n</sub> -Score	Deviation of result based on the assigned value (target value) given as a multiple of the combined expanded measurement uncertainty of the participant's results and expanded measurement uncertainty for the assigned value (3 significant digits, max. 2 decimal places given). Note: E <sub>n</sub> -Score assessment takes into account the measurement uncertainty of the participants.
-	No data available or no calculation possible
Comments	Comment on the respective result (e.g. H, FN, FP)
H	Outlier according to Hampel-Test
FN	False negative – for a result < LOQ or result < LOD: The absolute value of the LOQ or LOD fulfils the condition of an outlier according to the Hampel test.
FP	False positive – for parameters where no target value is available because of a too low analyte content (n < 6): Result that exceeds the median of the absolute values of the transmitted LOQs or LODs by more than 100 %.
Standard deviation	Reproducibility standard deviation, calculated from the participants results (3 significant digits)
Rel. standard deviation	Reproducibility standard deviation, calculated from the participants results relative to the target value, given in %, (3 significant digits)
n	Number of results

## E5.2. Graphical presentation of results

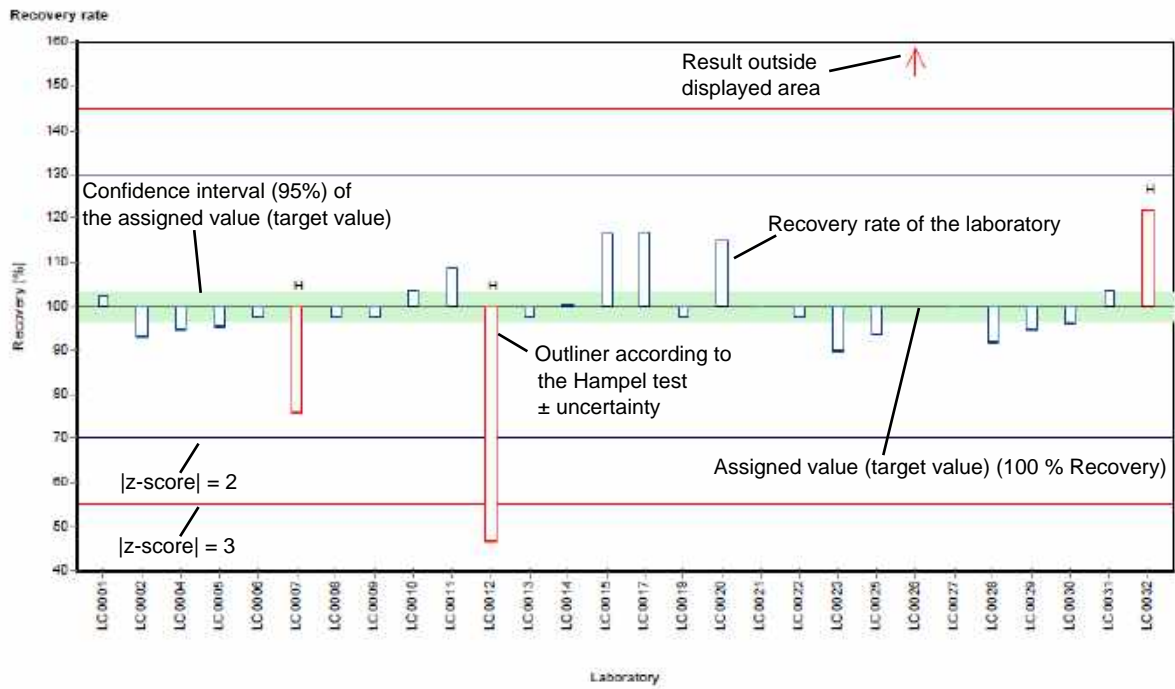
The graphic representation in the report is explained below by means of commented example diagrams:

### Example chart: Results



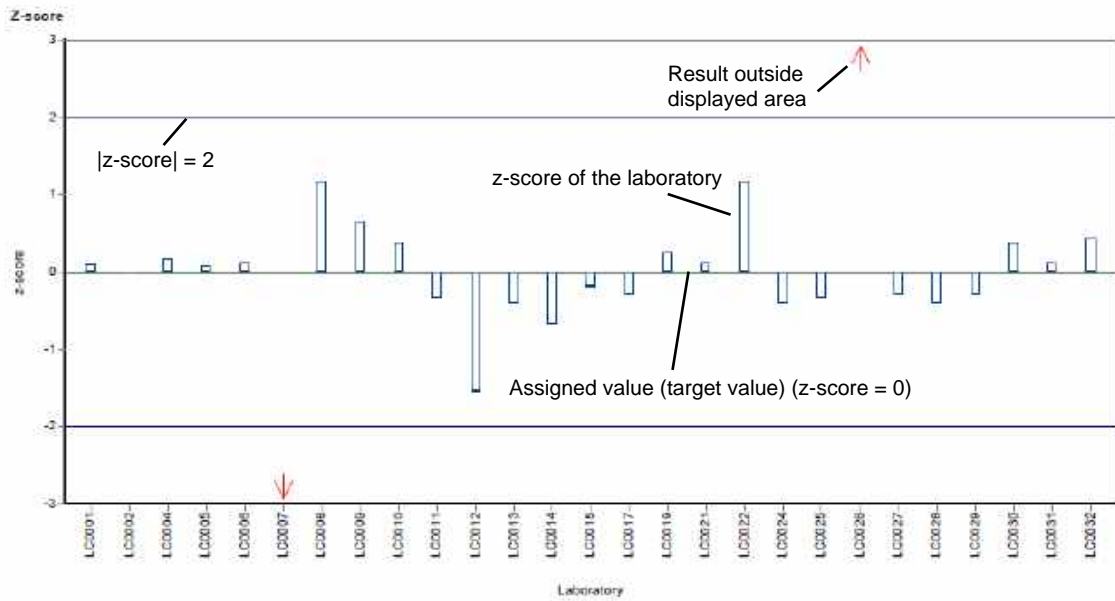
Different analysis methods are represented with different colors.

**Example chart: Recovery**



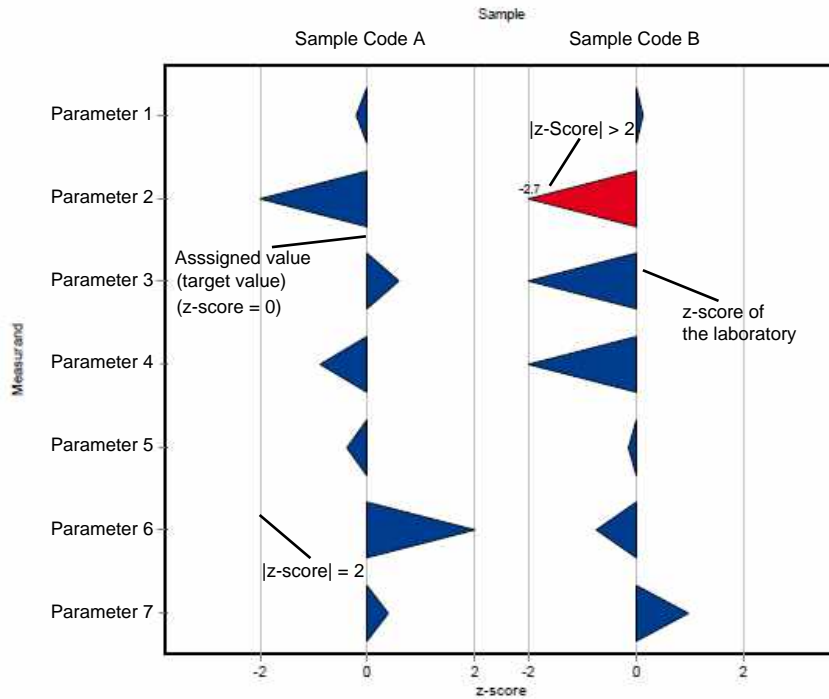
Different analysis methods are represented with different colors.

**Example chart: z-score**

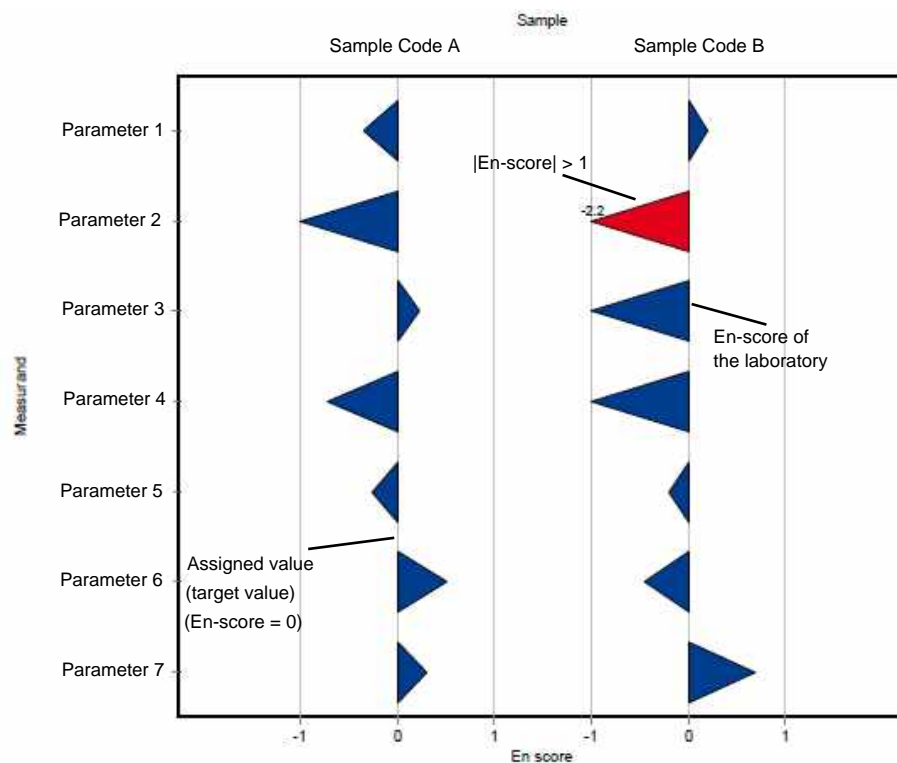


Different analysis methods are represented with different colors.

**Example chart: z-score (laboratory oriented report)**



**Example chart: En-score (laboratory oriented report)**



## E6. Summary

### E6.1. Table of assigned values

Parameter	Sample	Unit	Assigned value ±	U (k=2)	Criterion	Criterion [%]
1,1,1-Trichloroethane	C63 A	µg/l	1.23 ±	0.0974	0.185	15
	C63 B	µg/l	5.94 ±	0.472	0.891	15
1,1-Dichloroethene	C63 A	µg/l	1.05 ±	0.0675	0.178	17
	C63 B	µg/l	5.49 ±	0.44	0.934	17
1,2-Dichloroethane	C63 A	µg/l	1.31 ±	0.0746	0.17	13
	C63 B	µg/l	4.92 ±	0.257	0.639	13
Bromodichloromethane	C63 A	µg/l	- ±	-	-	-
	C63 B	µg/l	7.87 ±	0.561	0.661	8.4
cis-1,2-Dichloroethene	C63 A	µg/l	1.35 ±	0.144	0.135	10
	C63 B	µg/l	6.22 ±	0.463	0.622	10
Dibromochloromethane	C63 A	µg/l	1.91 ±	0.108	0.23	12
	C63 B	µg/l	6.4 ±	0.387	0.768	12
Dichloromethane	C63 A	µg/l	3.06 ±	0.166	0.398	13
	C63 B	µg/l	8.95 ±	0.576	1.16	13
Tetrachloroethene	C63 A	µg/l	0.981 ±	0.0443	0.167	17
	C63 B	µg/l	6.75 ±	0.208	1.15	17
Tetrachloromethane	C63 A	µg/l	1.19 ±	0.126	0.191	16
	C63 B	µg/l	5.31 ±	0.583	0.85	16
trans-1,2-Dichloroethene	C63 A	µg/l	1.37 ±	0.165	0.274	20
	C63 B	µg/l	4.56 ±	0.384	0.913	20
Tribromomethane	C63 A	µg/l	2.23 ±	0.146	0.268	12
	C63 B	µg/l	4.8 ±	0.385	0.576	12
Trichloroethene	C63 A	µg/l	1.06 ±	0.0804	0.159	15
	C63 B	µg/l	6.48 ±	0.474	0.972	15
Trichloromethane	C63 A	µg/l	1.15 ±	0.07	0.15	13
	C63 B	µg/l	8.99 ±	0.823	1.17	13

## E6.2. Summary of results, after removal of outliers

Parameter	Sample	Number of results for calculation	Number of outliers	Unit	Mean	± CI (99%)	Minimum	Maximum	sR	vR [%]
1,1,1-Trichloroethane	C63 A	17	1	µg/l	1.23	± 0.146	0.84	1.66	0.201	16
	C63 B	17	1	µg/l	5.94	± 0.708	3.84	7.91	0.972	16
1,1-Dichloroethene	C63 A	14	3	µg/l	1.05	± 0.101	0.84	1.3	0.126	12
	C63 B	15	2	µg/l	5.49	± 0.66	4.49	7.55	0.852	16
1,2-Dichloroethane	C63 A	17	1	µg/l	1.31	± 0.112	0.92	1.6	0.154	12
	C63 B	15	3	µg/l	4.92	± 0.386	3.77	5.8	0.498	10
Bromodichloromethane	C63 A	3	0	µg/l	-	± -	0.037	0.0418	-	-
	C63 B	18	0	µg/l	7.87	± 0.841	5.5	10.1	1.19	15
cis-1,2-Dichloroethene	C63 A	17	0	µg/l	1.35	± 0.217	0.62	1.73	0.298	22
	C63 B	16	1	µg/l	6.22	± 0.695	4.51	7.6	0.927	15
Dibromochloromethane	C63 A	17	1	µg/l	1.91	± 0.162	1.3	2.21	0.223	12
	C63 B	16	2	µg/l	6.4	± 0.58	4.4	7.37	0.774	12
Dichloromethane	C63 A	17	1	µg/l	3.06	± 0.249	2.5	3.9	0.342	11
	C63 B	18	0	µg/l	8.95	± 0.865	7.4	11.7	1.22	14
Tetrachloroethene	C63 A	16	1	µg/l	0.981	± 0.0664	0.86	1.22	0.0885	9
	C63 B	16	2	µg/l	6.75	± 0.312	5.94	7.58	0.416	6.2
Tetrachloromethane	C63 A	18	0	µg/l	1.19	± 0.189	0.67	1.67	0.268	22
	C63 B	18	0	µg/l	5.31	± 0.875	2.84	7.65	1.24	23
trans-1,2-Dichloroethene	C63 A	16	1	µg/l	1.37	± 0.248	0.56	1.97	0.331	24
	C63 B	15	2	µg/l	4.56	± 0.577	3.3	6.24	0.744	16
Tribromomethane	C63 A	18	0	µg/l	2.23	± 0.219	1.5	2.8	0.309	14
	C63 B	18	0	µg/l	4.8	± 0.577	3.3	6.7	0.816	17
Trichloroethene	C63 A	17	1	µg/l	1.06	± 0.121	0.77	1.3	0.166	16
	C63 B	17	1	µg/l	6.48	± 0.711	4.6	8.86	0.977	15
Trichloromethane	C63 A	17	2	µg/l	1.15	± 0.105	0.85	1.44	0.144	13
	C63 B	19	0	µg/l	8.99	± 1.24	5.03	12.1	1.79	20

## E7. Parameterorientierte Auswertung / Parameter oriented report

1,1,1-Trichloroethane .....	33
1,1-Dichloroethene .....	41
1,2-Dichloroethane .....	49
Bromodichloromethane .....	57
cis-1,2-Dichloroethene.....	63
Dibromochloromethane .....	71
Dichloromethane .....	79
Tetrachloroethene .....	87
Tetrachloromethane .....	95
trans-1,2-Dichloroethene .....	103
Tribromomethane .....	111
Trichloroethene .....	119
Trichloromethane .....	127



## Parameter oriented report

### C63 A

#### 1,1,1-Trichloroethane

Unit	µg/l
Assigned value ± U (k=2)	1.23 ± 0.0974
Criterion	0.185 (15 %)
Minimum - Maximum	0.84 - 1.66
Control test value ± U (k=2)	1.33 ± 0.133

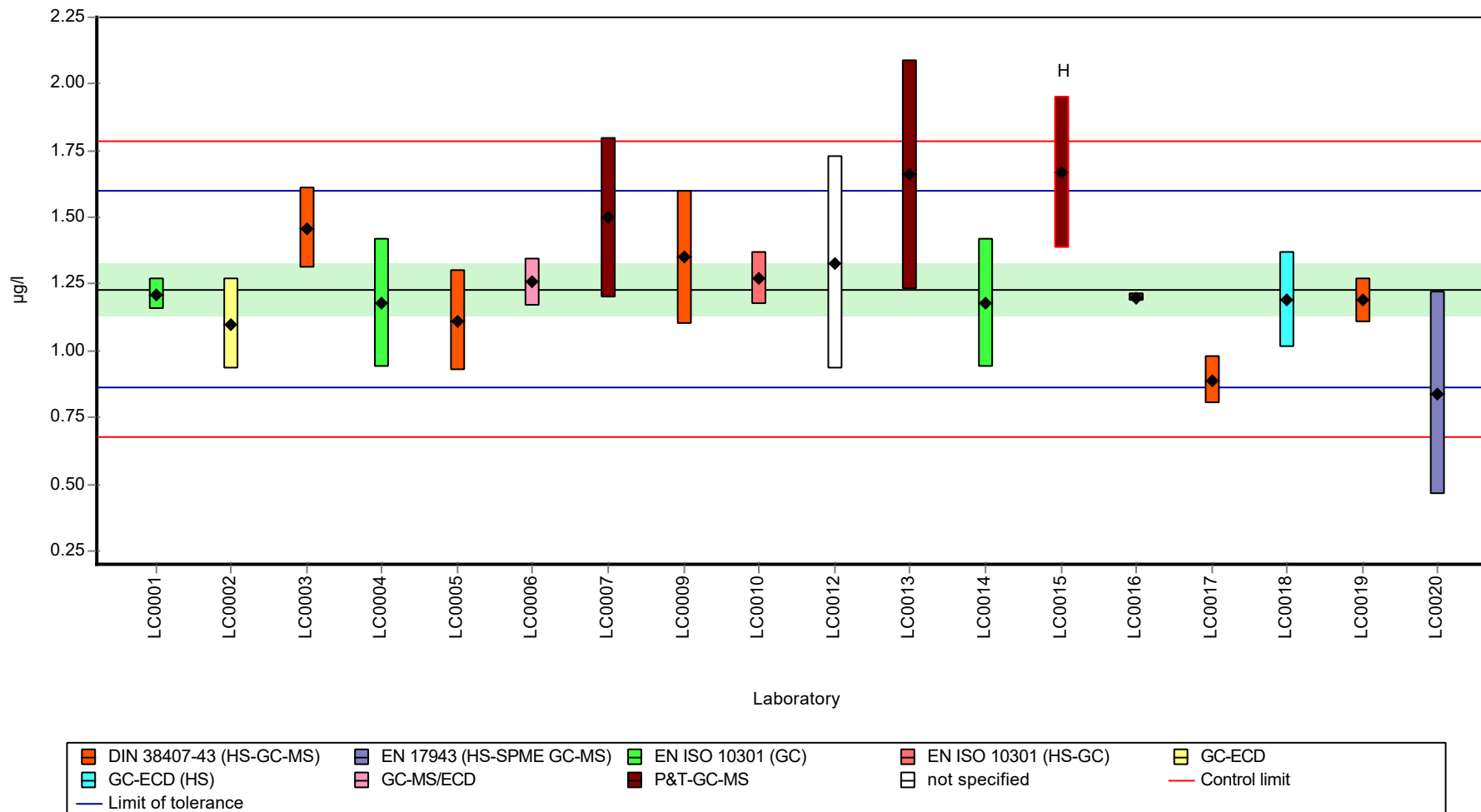
Labcode	Result	± U	Recovery [%]	z-score	Comments
LC0001	1.21	0.059	98.3	-0.11	
LC0002	1.1	0.17	89.4	-0.71	
LC0003	1.46	0.15	119	1.24	
LC0004	1.18	0.24	95.9	-0.27	
LC0005	1.1133	0.1893	90.5	-0.64	
LC0006	1.257	0.088	102	0.14	
LC0007	1.5	0.3	122	1.46	
LC0008	-	-	-	-	
LC0009	1.35	0.25	110	0.65	
LC0010	1.27	0.1	103	0.21	
LC0011	-	-	-	-	
LC0012	1.33	0.4	108	0.54	
LC0013	1.66	0.43	135	2.33	
LC0014	1.18	0.24	95.9	-0.27	
LC0015	1.67	0.284	136	2.38	H
LC0016	1.2	0.0128	97.5	-0.17	
LC0017	0.89	0.089	72.3	-1.85	
LC0018	1.19	0.178	96.7	-0.22	
LC0019	1.19	0.083	96.7	-0.22	
LC0020	0.84	0.38	68.3	-2.12	

#### Characteristics of parameter

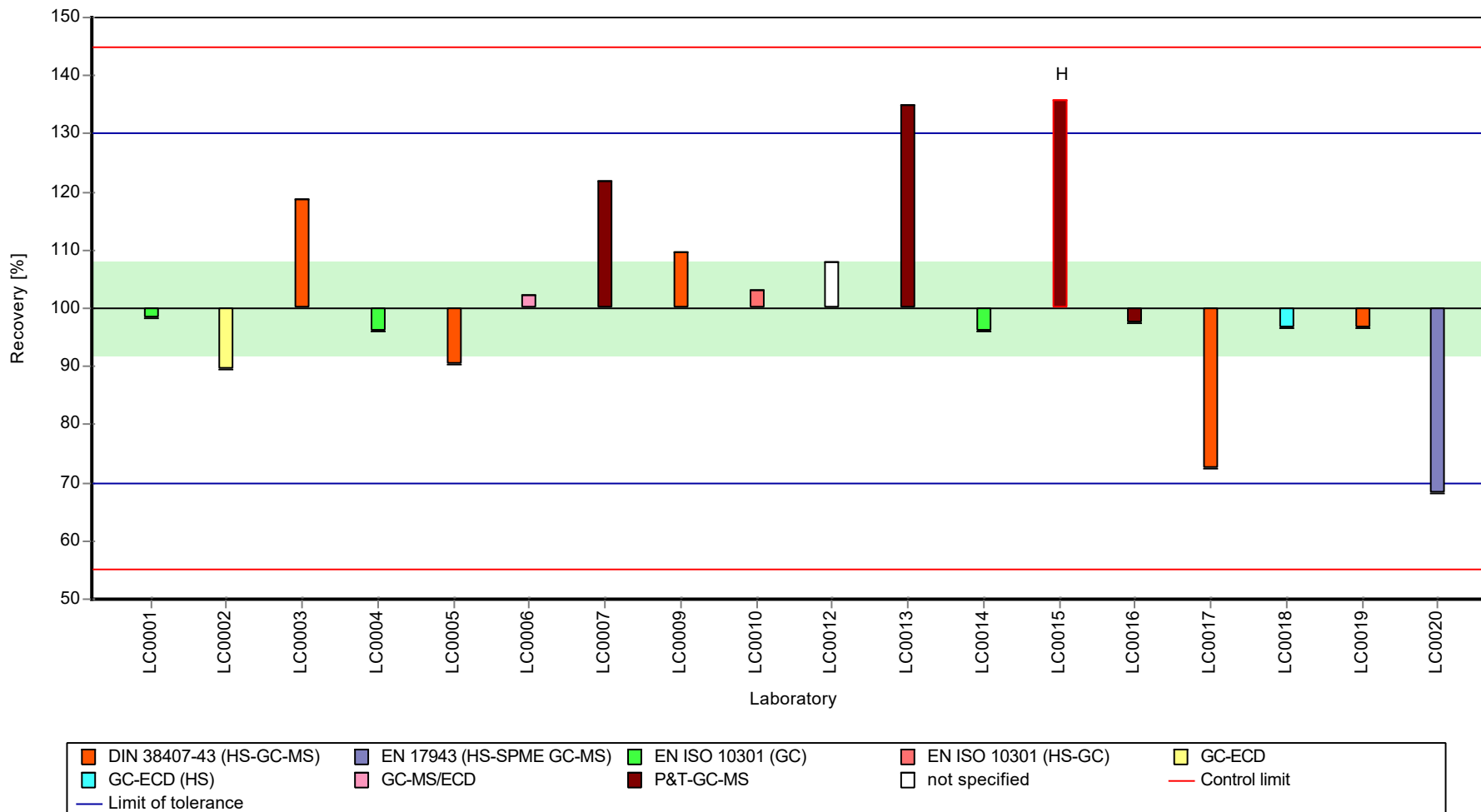
	all results	without outliers	Unit
Mean ± CI (99%)	1.26 ± 0.156	1.23 ± 0.146	µg/l
Minimum	0.84	0.84	µg/l
Maximum	1.67	1.66	µg/l
Standard deviation	0.221	0.201	µg/l
rel. standard deviation	17.6	16.3	%
n	18	17	-

Graphical presentation of results

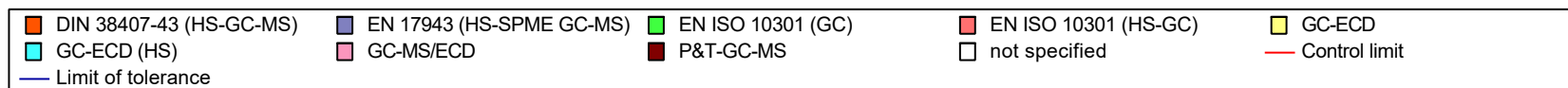
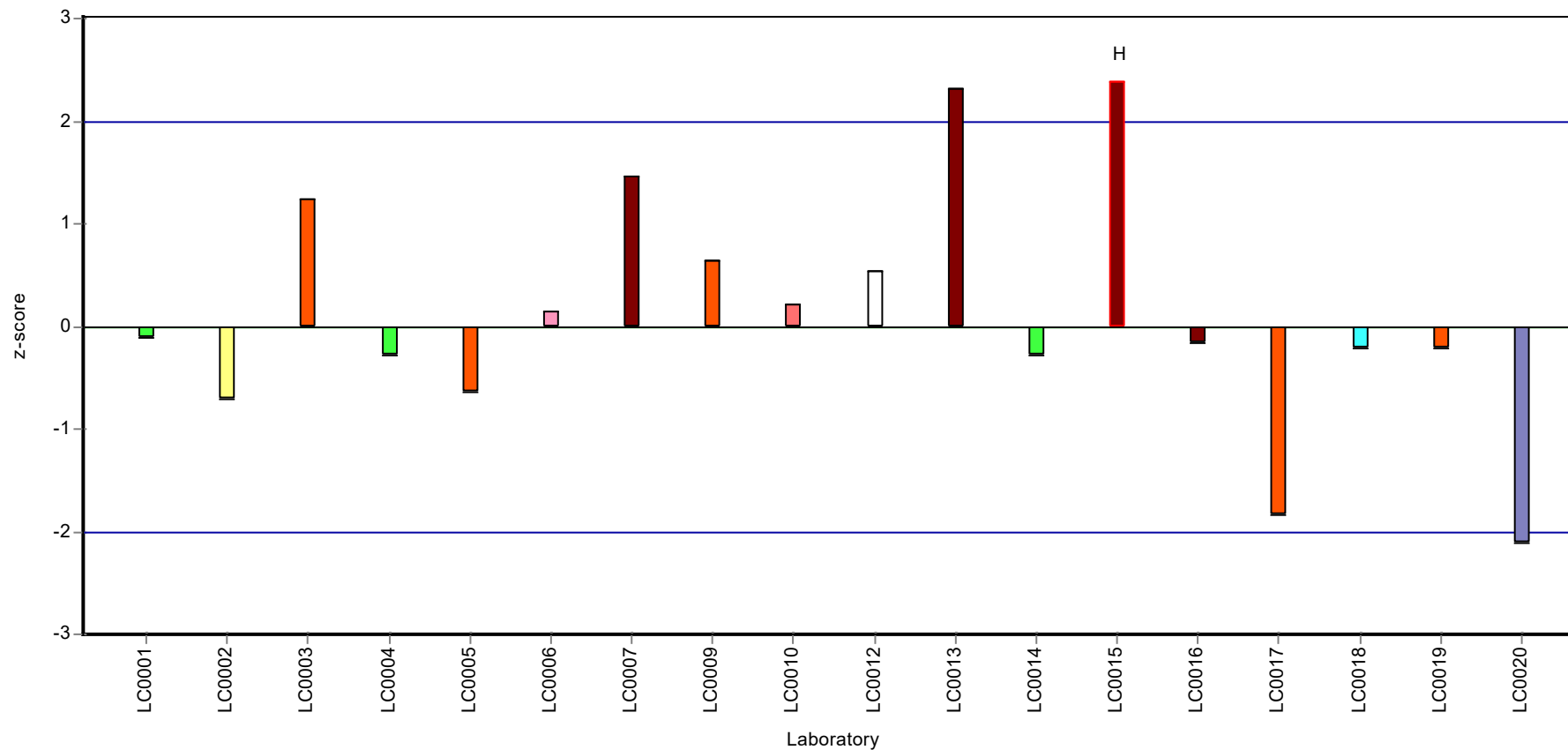
Results



Recovery rate



**Z-score**



## Parameter oriented report

### C63 B

#### 1,1,1-Trichloroethane

Unit	µg/l
Assigned value ± U (k=2)	5.94 ± 0.472
Criterion	0.891 (15 %)
Minimum - Maximum	3.84 - 7.91
Control test value ± U (k=2)	6.53 ± 0.653

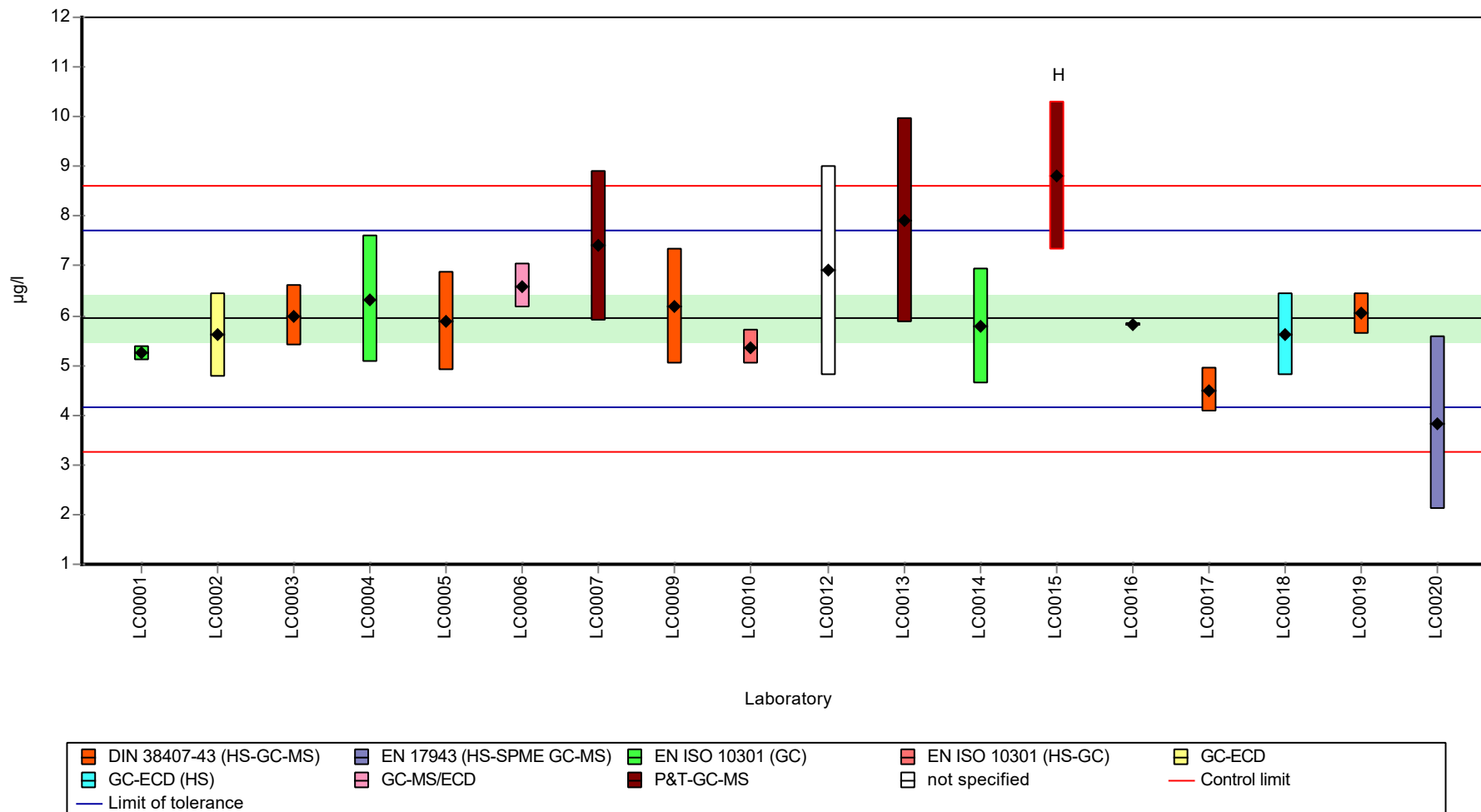
Labcode	Result	± U	Recovery [%]	z-score	Comments
LC0001	5.25	0.15	88.3	-0.78	
LC0002	5.61	0.84	94.4	-0.37	
LC0003	6	0.6	101	0.06	
LC0004	6.33	1.27	107	0.43	
LC0005	5.8923	1.0017	99.1	-0.06	
LC0006	6.597	0.462	111	0.73	
LC0007	7.4	1.5	125	1.63	
LC0008	-	-	-	-	
LC0009	6.18	1.17	104	0.27	
LC0010	5.37	0.34	90.4	-0.64	
LC0011	-	-	-	-	
LC0012	6.9	2.1	116	1.07	
LC0013	7.91	2.06	133	2.21	
LC0014	5.78	1.16	97.3	-0.18	
LC0015	8.8	1.5	148	3.2	H
LC0016	5.81	0.0254	97.8	-0.15	
LC0017	4.5	0.45	75.7	-1.62	
LC0018	5.62	0.843	94.6	-0.36	
LC0019	6.042	0.42	102	0.11	
LC0020	3.84	1.75	64.6	-2.36	

#### Characteristics of parameter

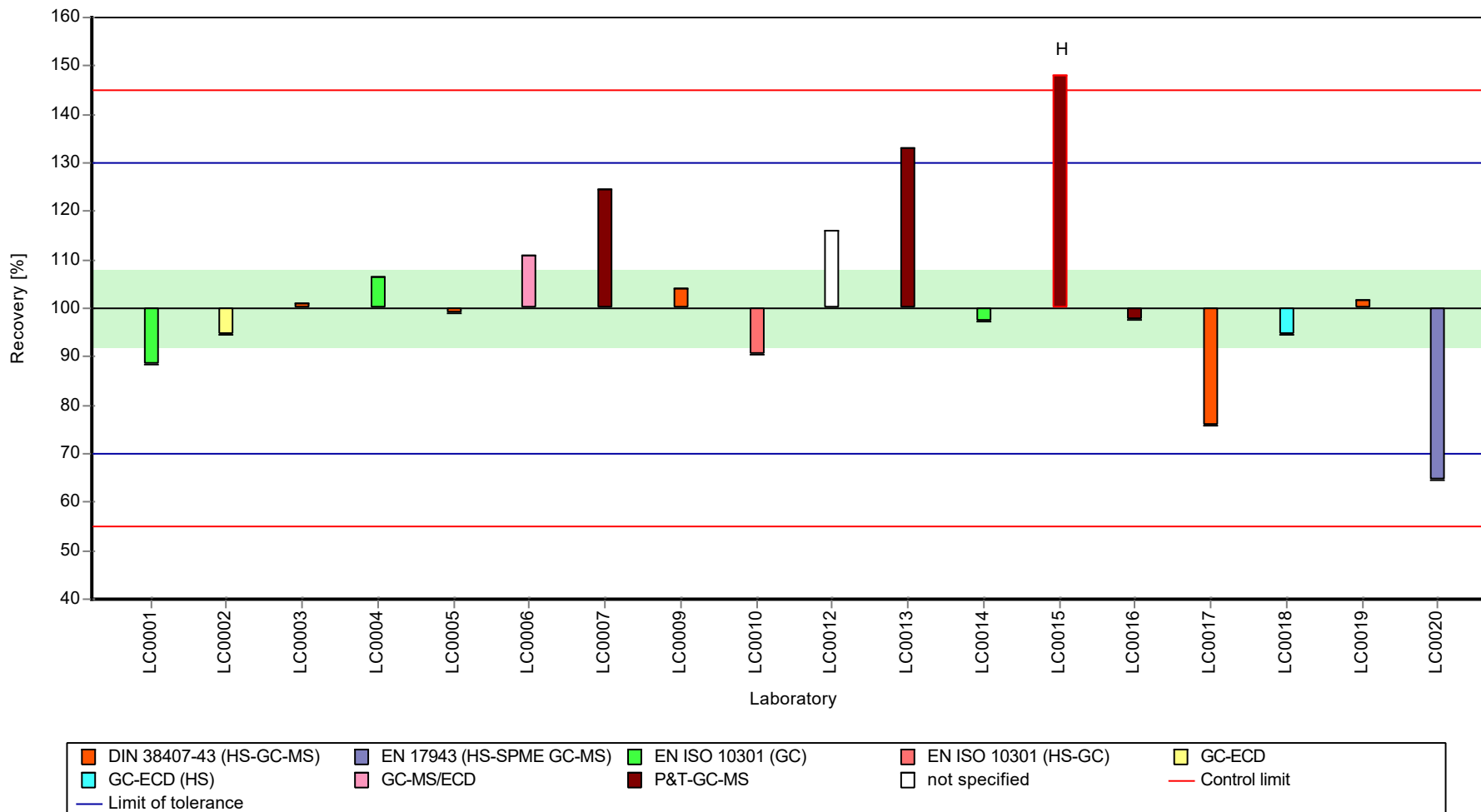
	all results	without outliers	Unit
Mean ± CI (99%)	6.1 ± 0.82	5.94 ± 0.708	µg/l
Minimum	3.84	3.84	µg/l
Maximum	8.8	7.91	µg/l
Standard deviation	1.16	0.972	µg/l
rel. standard deviation	19	16.4	%
n	18	17	-

Graphical presentation of results

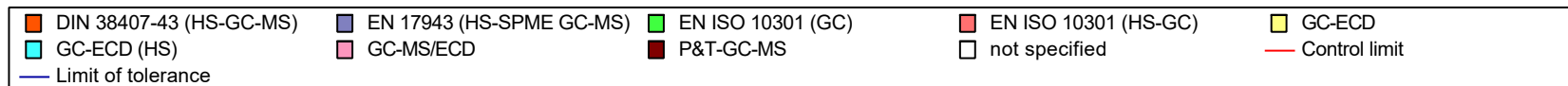
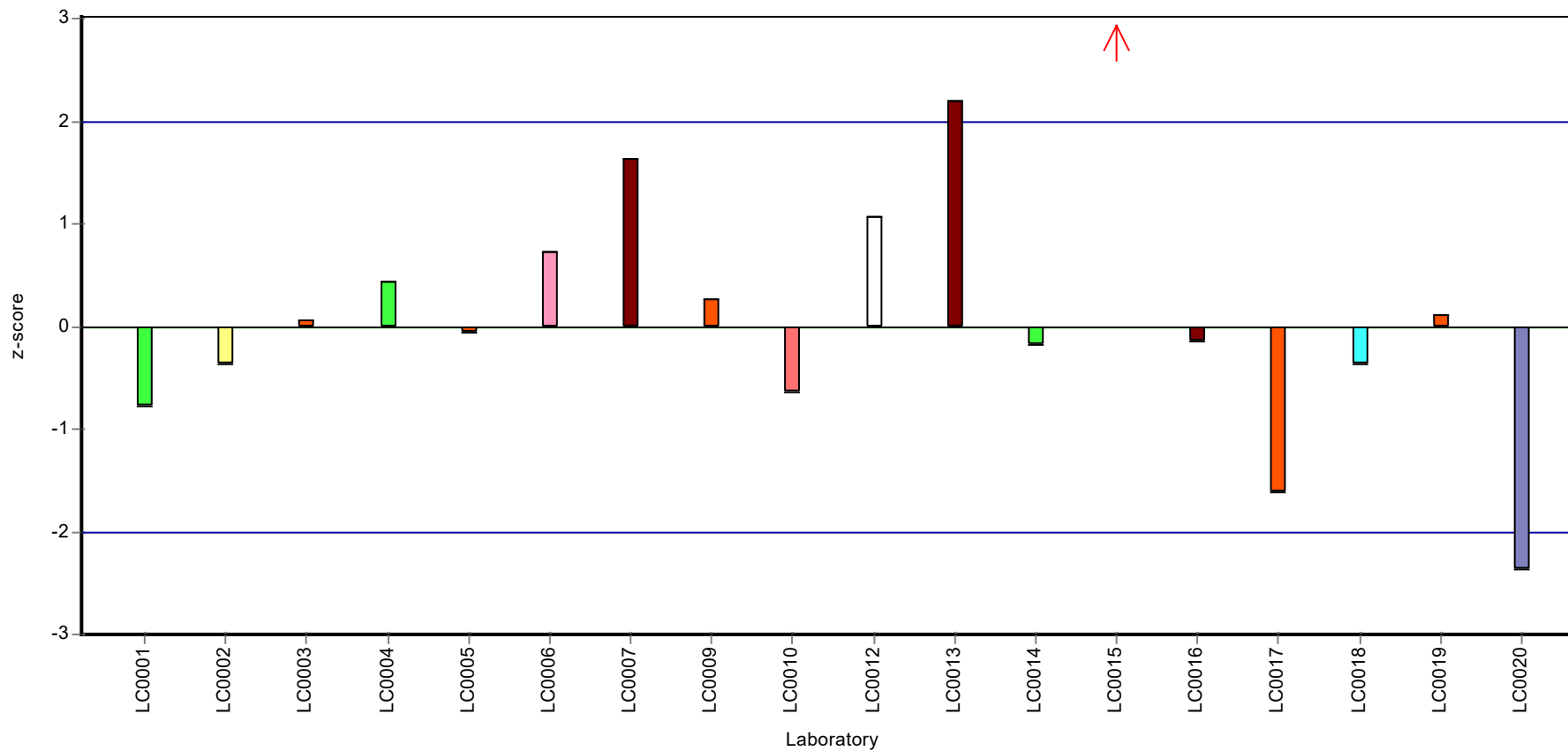
Results



Recovery rate



**Z-score**





## Parameter oriented report

### C63 A

#### 1,1-Dichloroethene

Unit	µg/l
Assigned value ± U (k=2)	1.05 ± 0.0675
Criterion	0.178 (17 %)
Minimum - Maximum	0.84 - 1.3
Control test value ± U (k=2)	1.16 ± 0.116

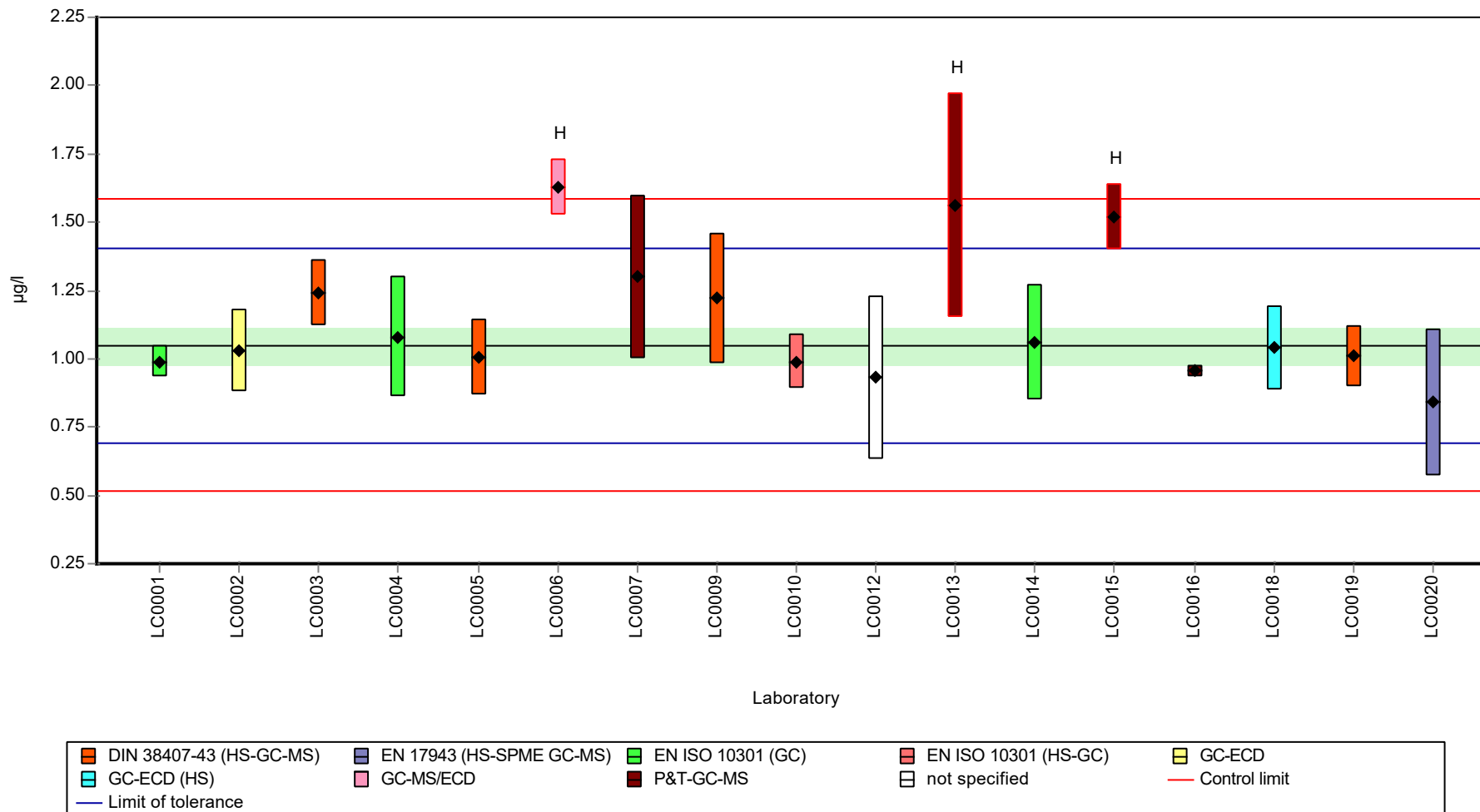
Labcode	Result	± U	Recovery [%]	z-score	Comments
LC0001	0.989	0.059	94.3	-0.34	
LC0002	1.03	0.15	98.2	-0.11	
LC0003	1.24	0.12	118	1.07	
LC0004	1.08	0.22	103	0.17	
LC0005	1.0056	0.1408	95.8	-0.24	
LC0006	1.628	0.103	155	3.25	H
LC0007	1.3	0.3	124	1.41	
LC0008	-	-	-	-	
LC0009	1.22	0.24	116	0.96	
LC0010	0.99	0.1	94.4	-0.33	
LC0011	-	-	-	-	
LC0012	0.93	0.3	88.6	-0.67	
LC0013	1.56	0.41	149	2.86	H
LC0014	1.06	0.21	101	0.06	
LC0015	1.52	0.122	145	2.64	H
LC0016	0.954	0.0192	90.9	-0.53	
LC0017	< 0.5 (LOQ)	-	-	-	FN
LC0018	1.04	0.155	99.1	-0.05	
LC0019	1.01	0.112	96.3	-0.22	
LC0020	0.84	0.27	80.1	-1.17	

#### Characteristics of parameter

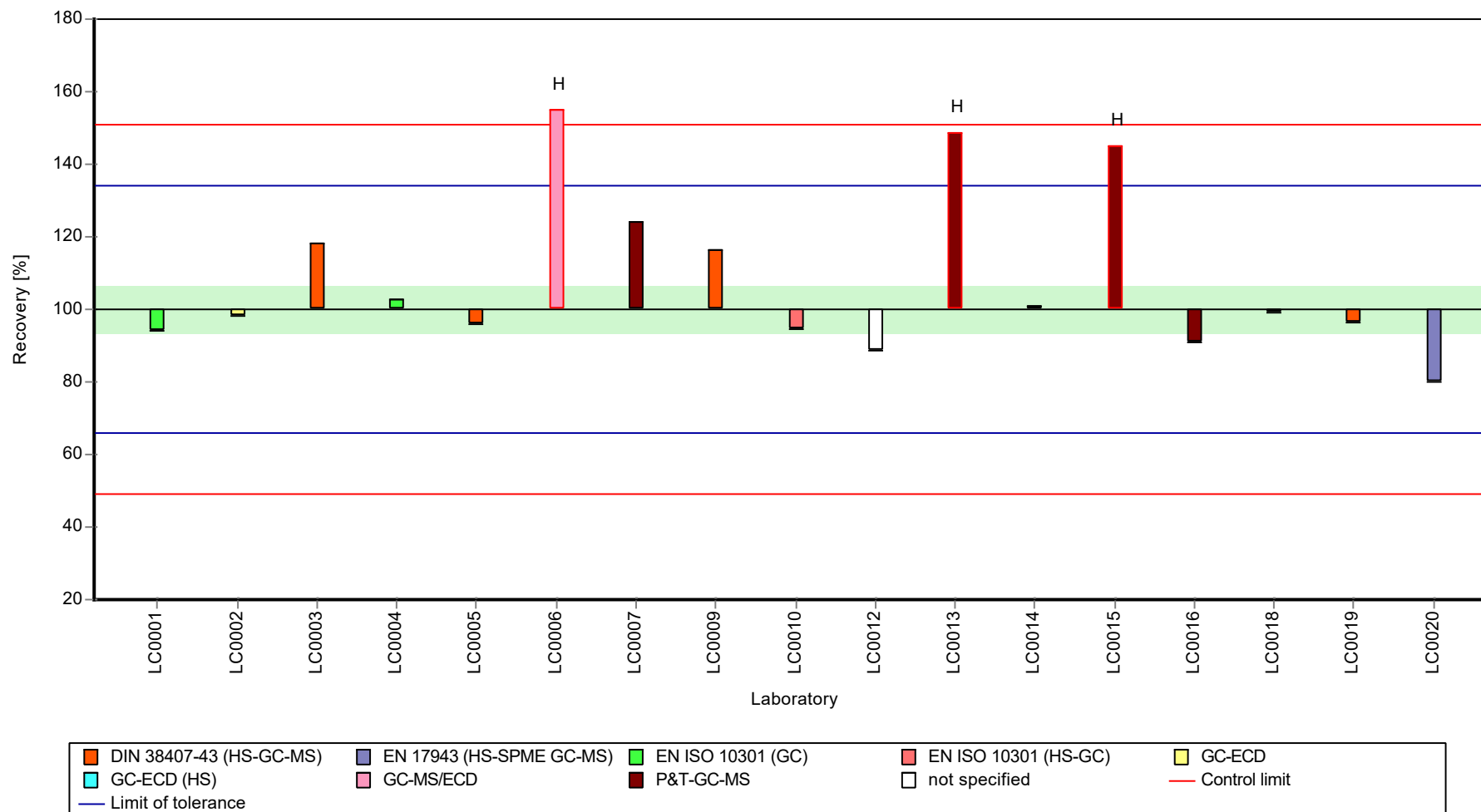
	all results	without outliers	Unit
Mean ± CI (99%)	1.14 ± 0.171	1.05 ± 0.101	µg/l
Minimum	0.84	0.84	µg/l
Maximum	1.63	1.3	µg/l
Standard deviation	0.235	0.126	µg/l
rel. standard deviation	20.6	12 %	
n	17	14	-

Graphical presentation of results

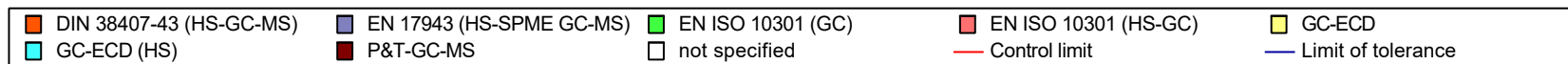
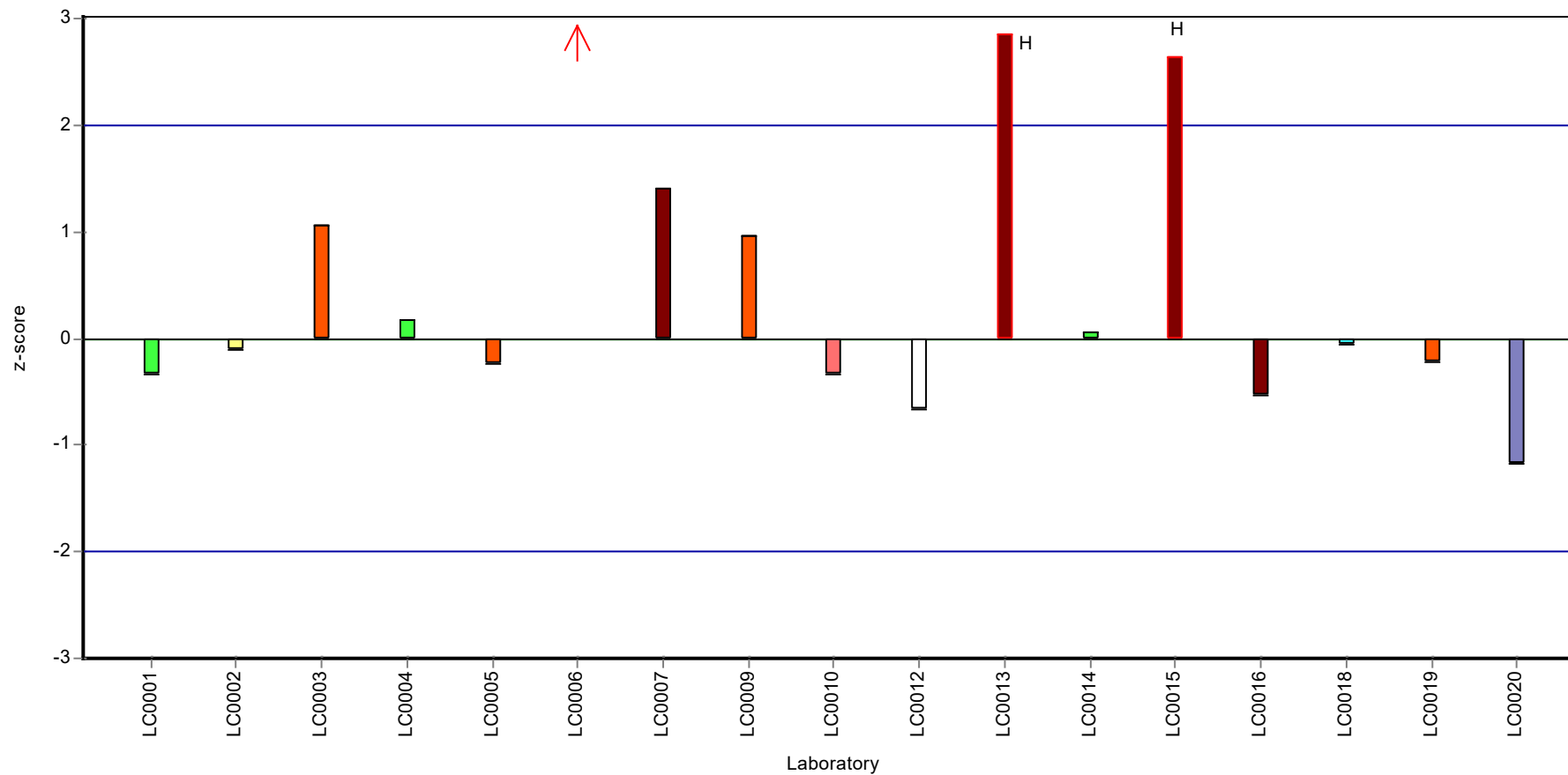
Results



Recovery rate



**Z-score**



## Parameter oriented report

### C63 B

#### 1,1-Dichloroethene

Unit	µg/l
Assigned value ± U (k=2)	5.49 ± 0.44
Criterion	0.934 (17 %)
Minimum - Maximum	4.49 - 7.55
Control test value ± U (k=2)	5.69 ± 0.569

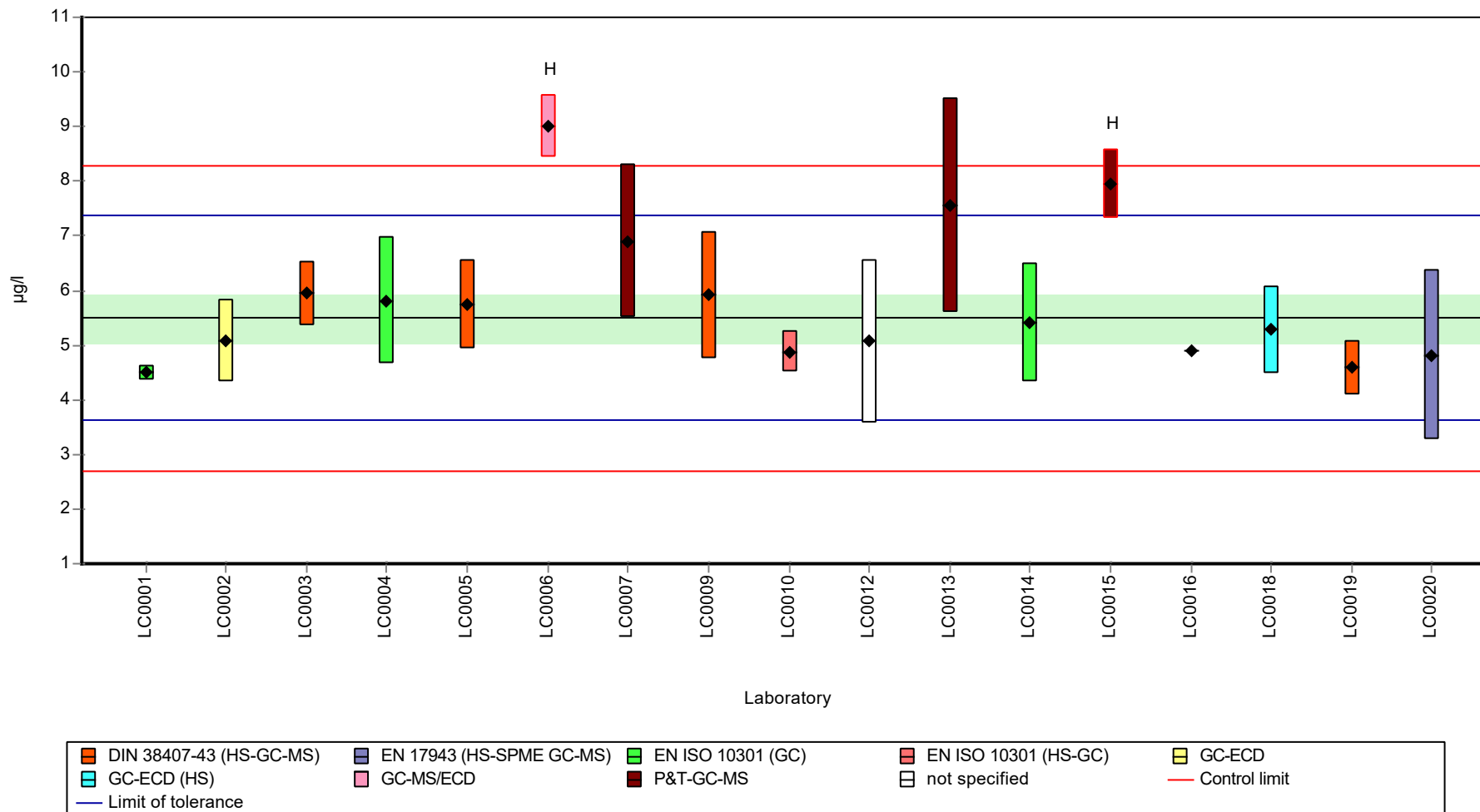
Labcode	Result	± U	Recovery [%]	z-score	Comments
LC0001	4.49	0.136	81.7	-1.07	
LC0002	5.08	0.76	92.5	-0.44	
LC0003	5.94	0.6	108	0.48	
LC0004	5.81	1.16	106	0.34	
LC0005	5.7408	0.8037	105	0.27	
LC0006	9.004	0.567	164	3.76	H
LC0007	6.9	1.4	126	1.51	
LC0008	-	-	-	-	
LC0009	5.92	1.16	108	0.46	
LC0010	4.88	0.37	88.9	-0.66	
LC0011	-	-	-	-	
LC0012	5.07	1.5	92.3	-0.45	
LC0013	7.55	1.96	137	2.2	
LC0014	5.41	1.08	98.5	-0.09	
LC0015	7.94	0.635	145	2.62	H
LC0016	4.91	0.0098	89.4	-0.62	
LC0017	< 0.5 (LOQ)	-	-	-	FN
LC0018	5.28	0.792	96.1	-0.23	
LC0019	4.585	0.508	83.5	-0.97	
LC0020	4.82	1.55	87.8	-0.72	

#### Characteristics of parameter

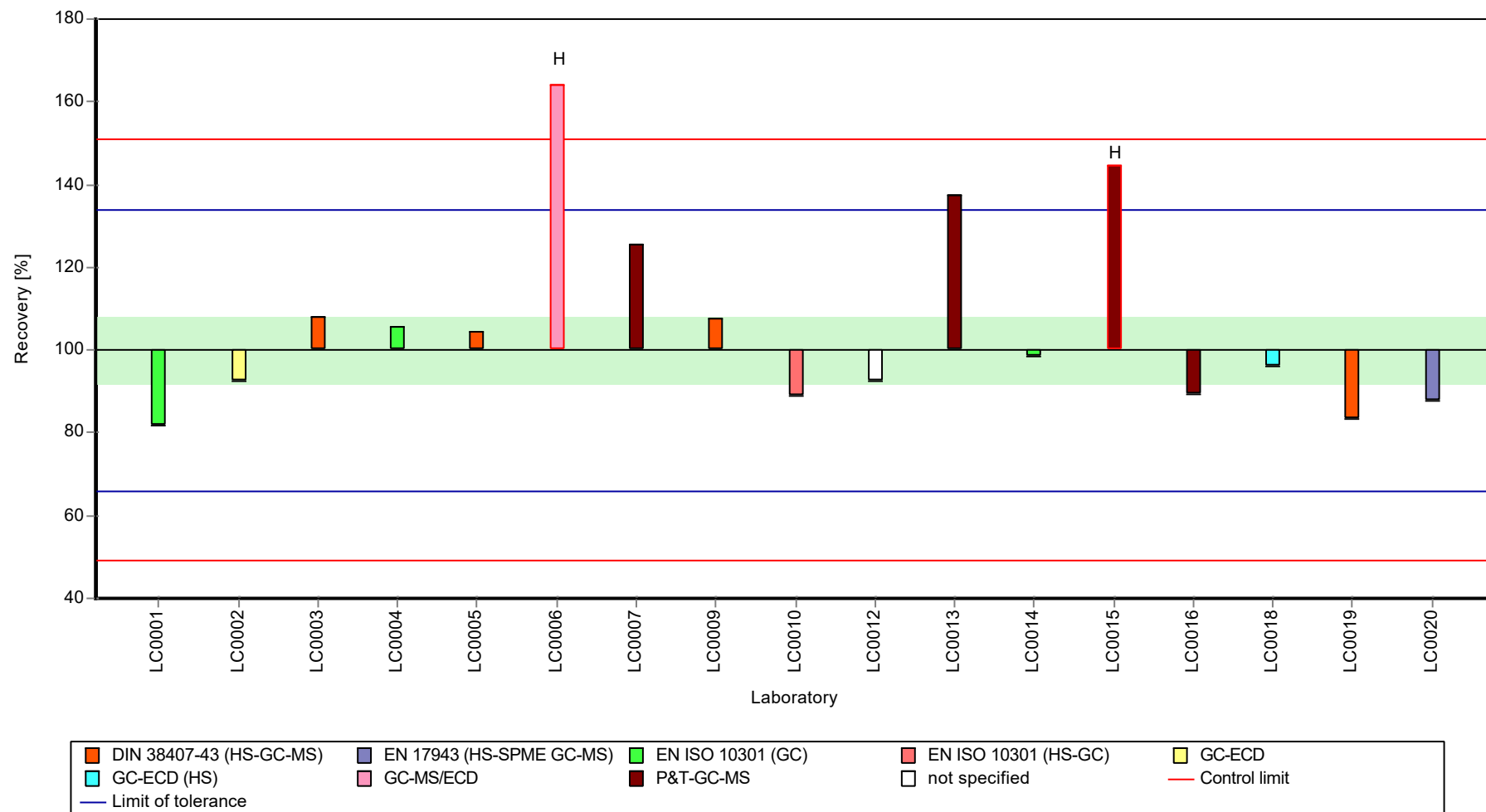
	all results	without outliers	Unit
Mean ± CI (99%)	5.84 ± 0.934	5.49 ± 0.66	µg/l
Minimum	4.49	4.49	µg/l
Maximum	9	7.55	µg/l
Standard deviation	1.28	0.852	µg/l
rel. standard deviation	22	15.5	%
n	17	15	-

Graphical presentation of results

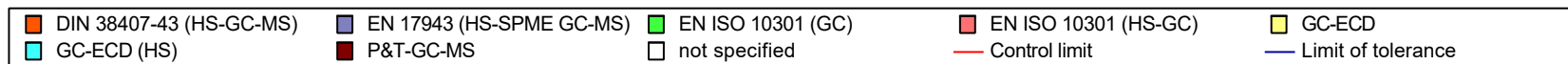
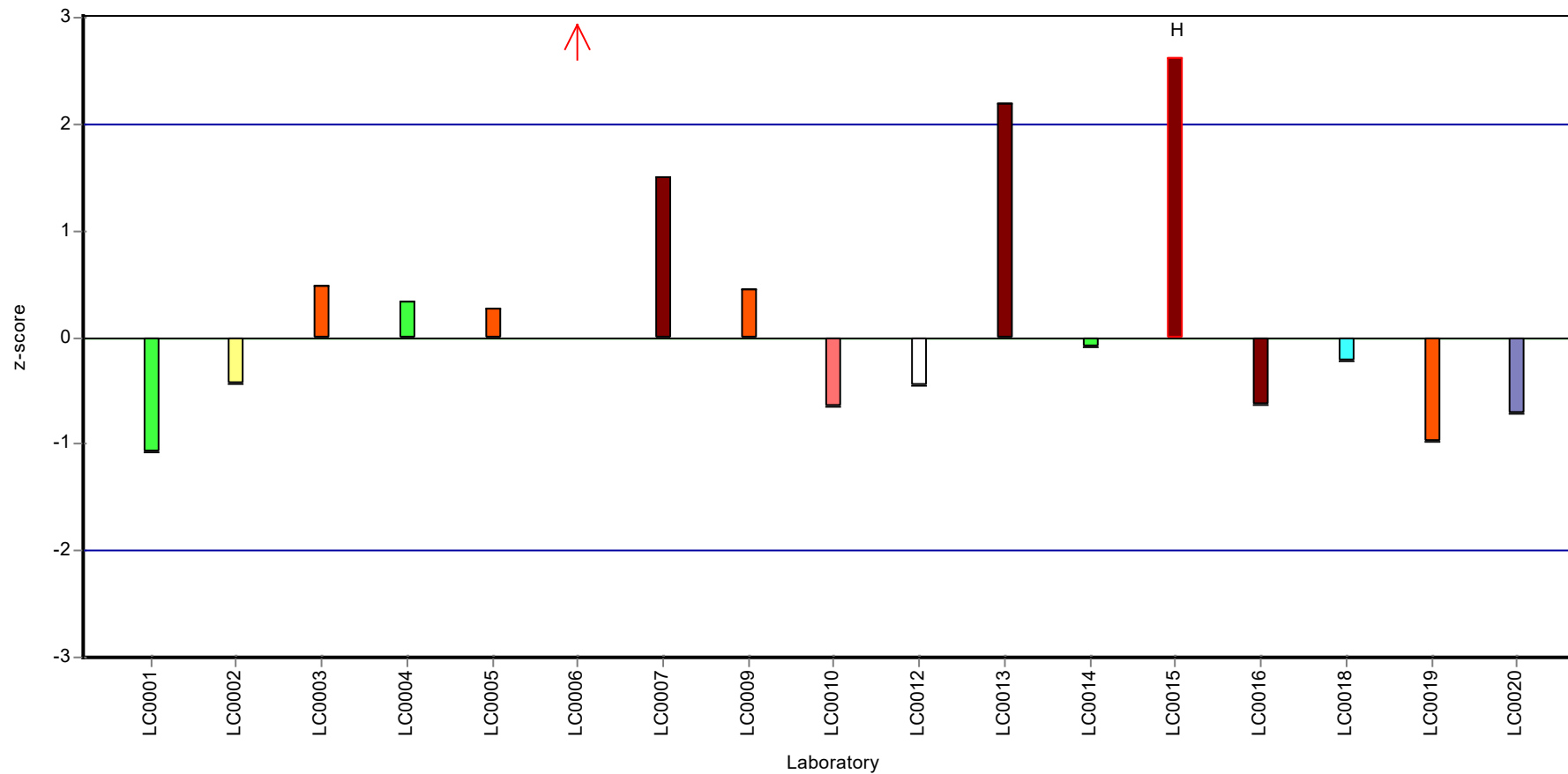
Results



Recovery rate



**Z-score**





## Parameter oriented report

### C63 A

#### 1,2-Dichloroethane

Unit	µg/l
Assigned value ± U (k=2)	1.31 ± 0.0746
Criterion	0.17 (13 %)
Minimum - Maximum	0.92 - 1.6
Control test value ± U (k=2)	1.36 ± 0.136

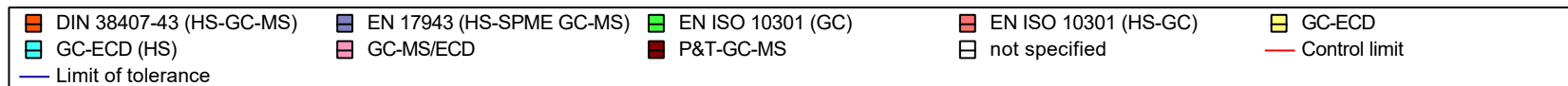
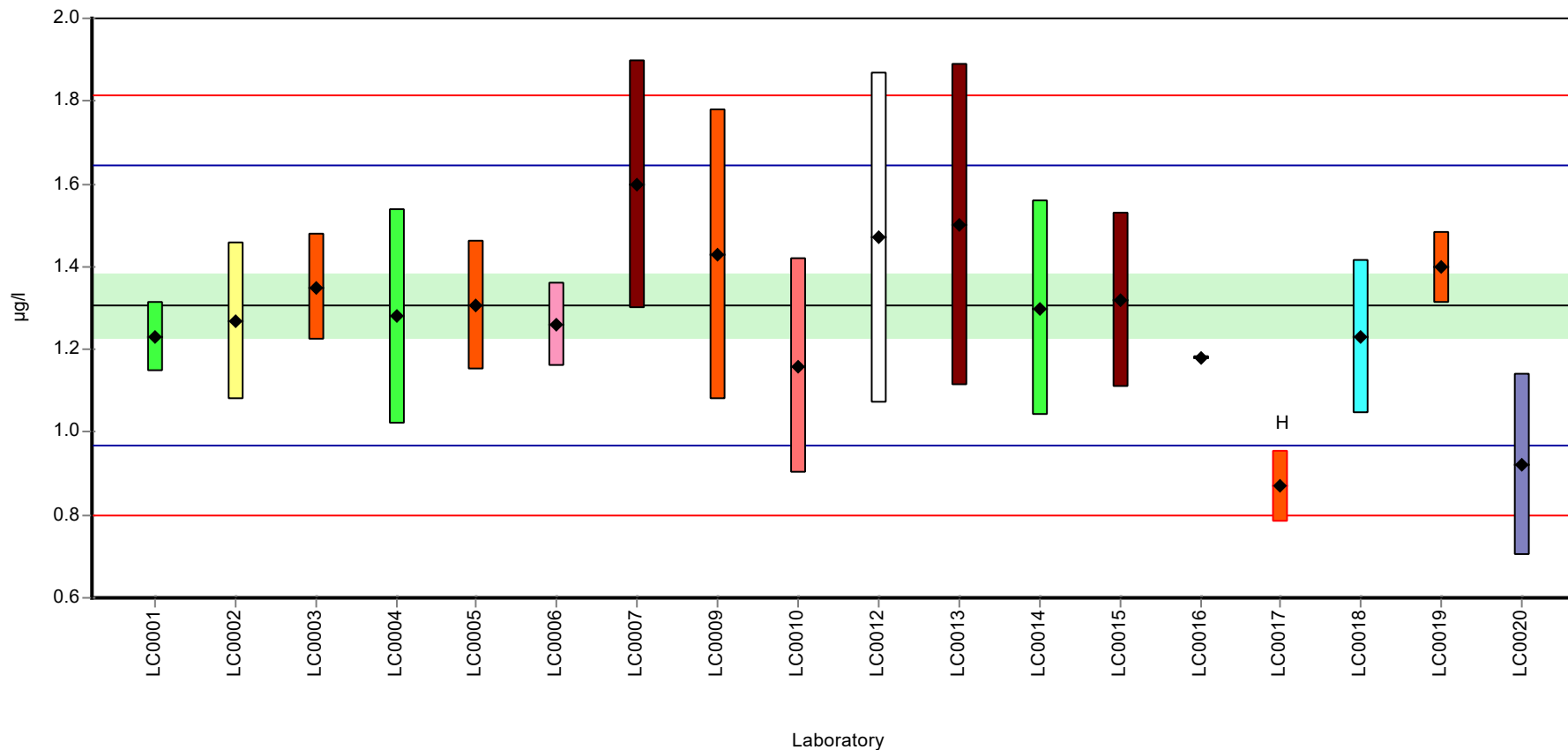
Labcode	Result	± U	Recovery [%]	z-score	Comments
LC0001	1.23	0.086	94.2	-0.45	
LC0002	1.27	0.19	97.2	-0.21	
LC0003	1.35	0.13	103	0.26	
LC0004	1.28	0.26	98	-0.15	
LC0005	1.307	0.1568	100	0.01	
LC0006	1.259	0.101	96.4	-0.28	
LC0007	1.6	0.3	123	1.73	
LC0008	-	-	-	-	
LC0009	1.43	0.35	109	0.73	
LC0010	1.16	0.26	88.8	-0.86	
LC0011	-	-	-	-	
LC0012	1.47	0.4	113	0.96	
LC0013	1.5	0.39	115	1.14	
LC0014	1.3	0.26	99.5	-0.04	
LC0015	1.32	0.211	101	0.08	
LC0016	1.18	0.0048	90.3	-0.74	
LC0017	0.87	0.087	66.6	-2.57	H
LC0018	1.23	0.185	94.2	-0.45	
LC0019	1.398	0.088	107	0.54	
LC0020	0.92	0.22	70.4	-2.27	

#### Characteristics of parameter

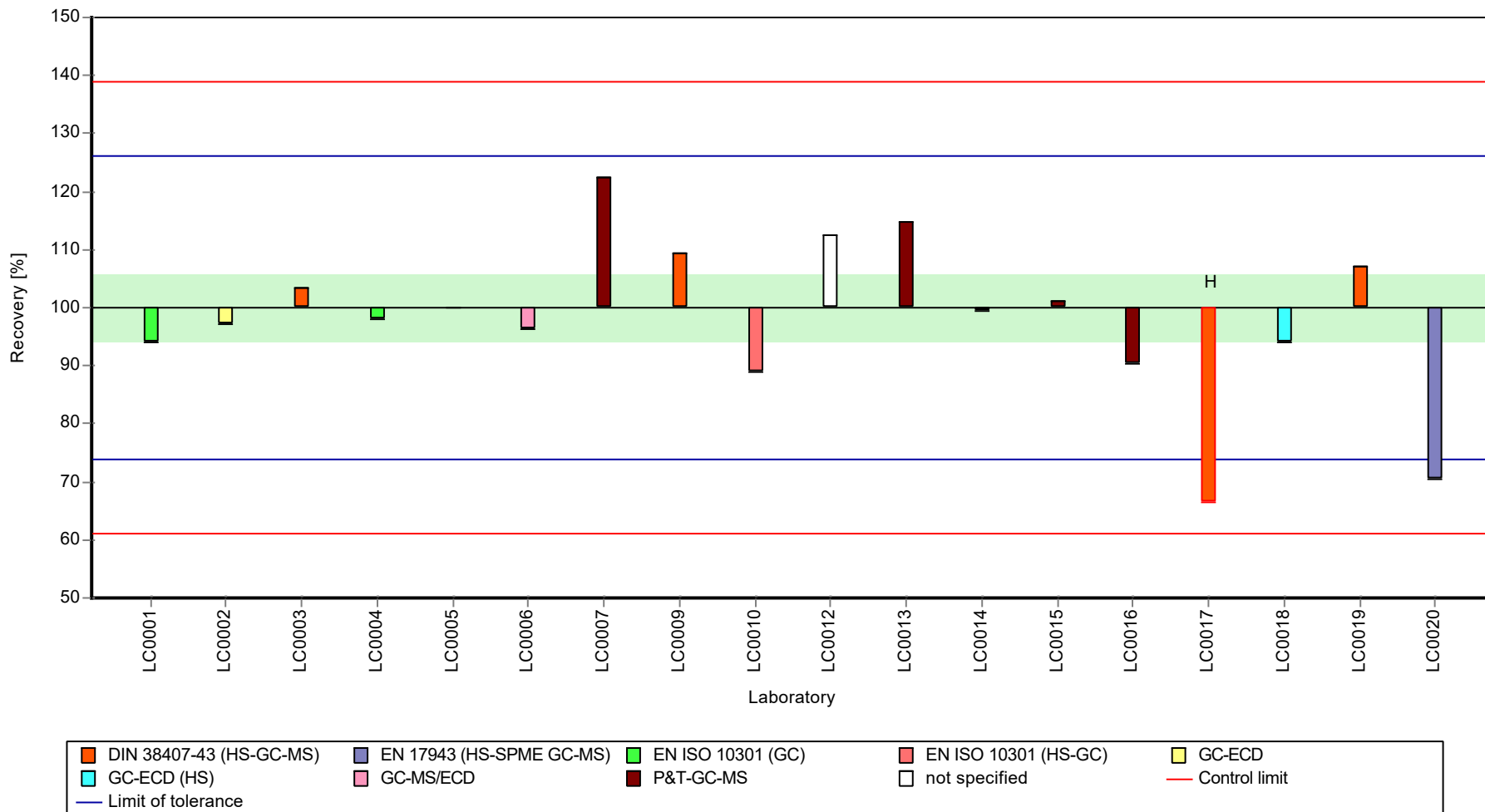
	all results	without outliers	Unit
Mean ± CI (99%)	1.28 ± 0.128	1.31 ± 0.112	µg/l
Minimum	0.87	0.92	µg/l
Maximum	1.6	1.6	µg/l
Standard deviation	0.181	0.154	µg/l
rel. standard deviation	14.1	11.8 %	
n	18	17	-

Graphical presentation of results

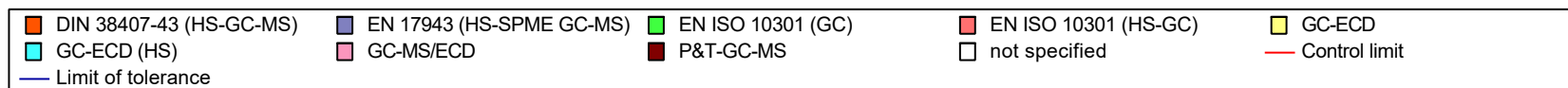
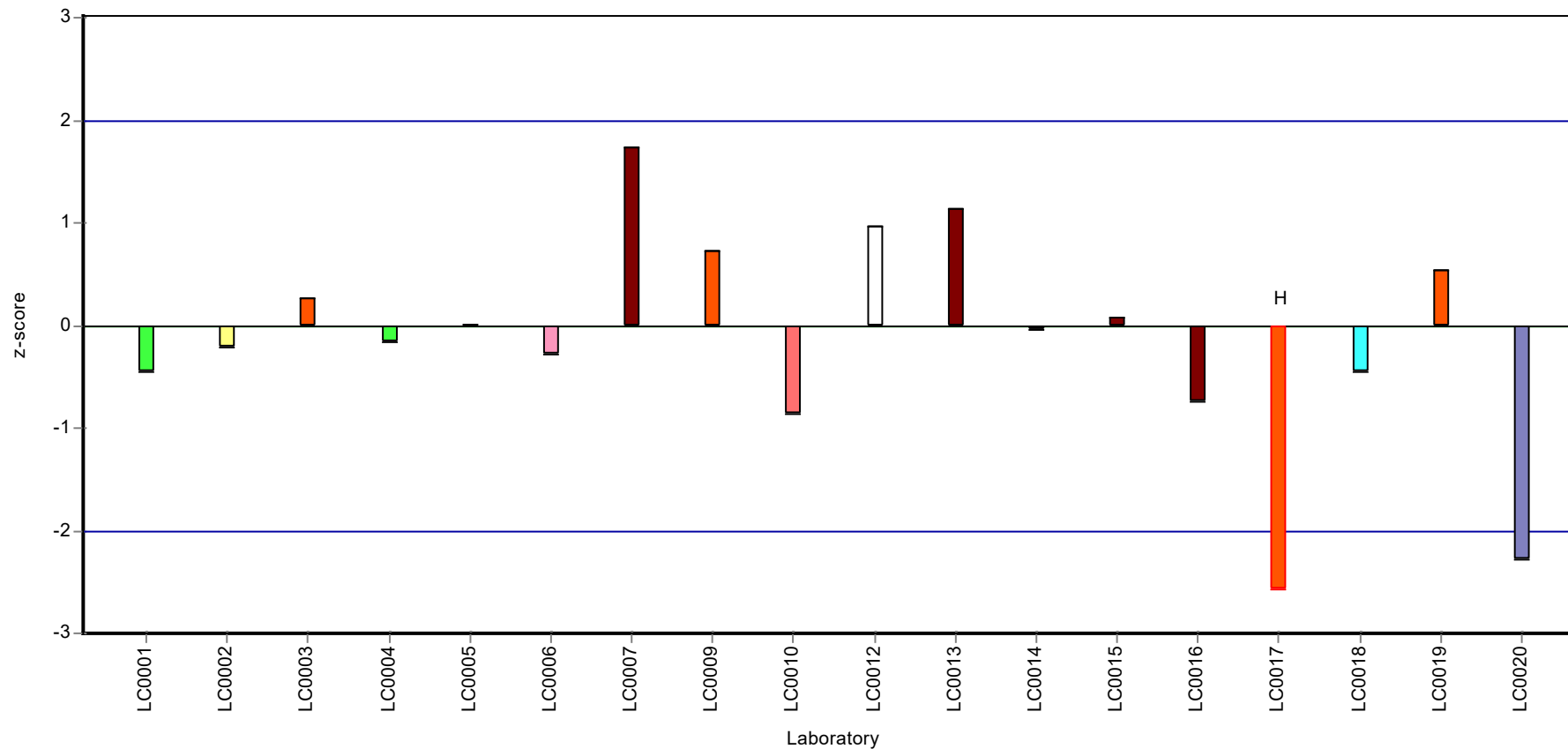
Results



Recovery rate



**Z-score**



## Parameter oriented report

### C63 B

#### 1,2-Dichloroethane

Unit	µg/l
Assigned value ± U (k=2)	4.92 ± 0.257
Criterion	0.639 (13 %)
Minimum - Maximum	3.77 - 5.8
Control test value ± U (k=2)	5.21 ± 0.521

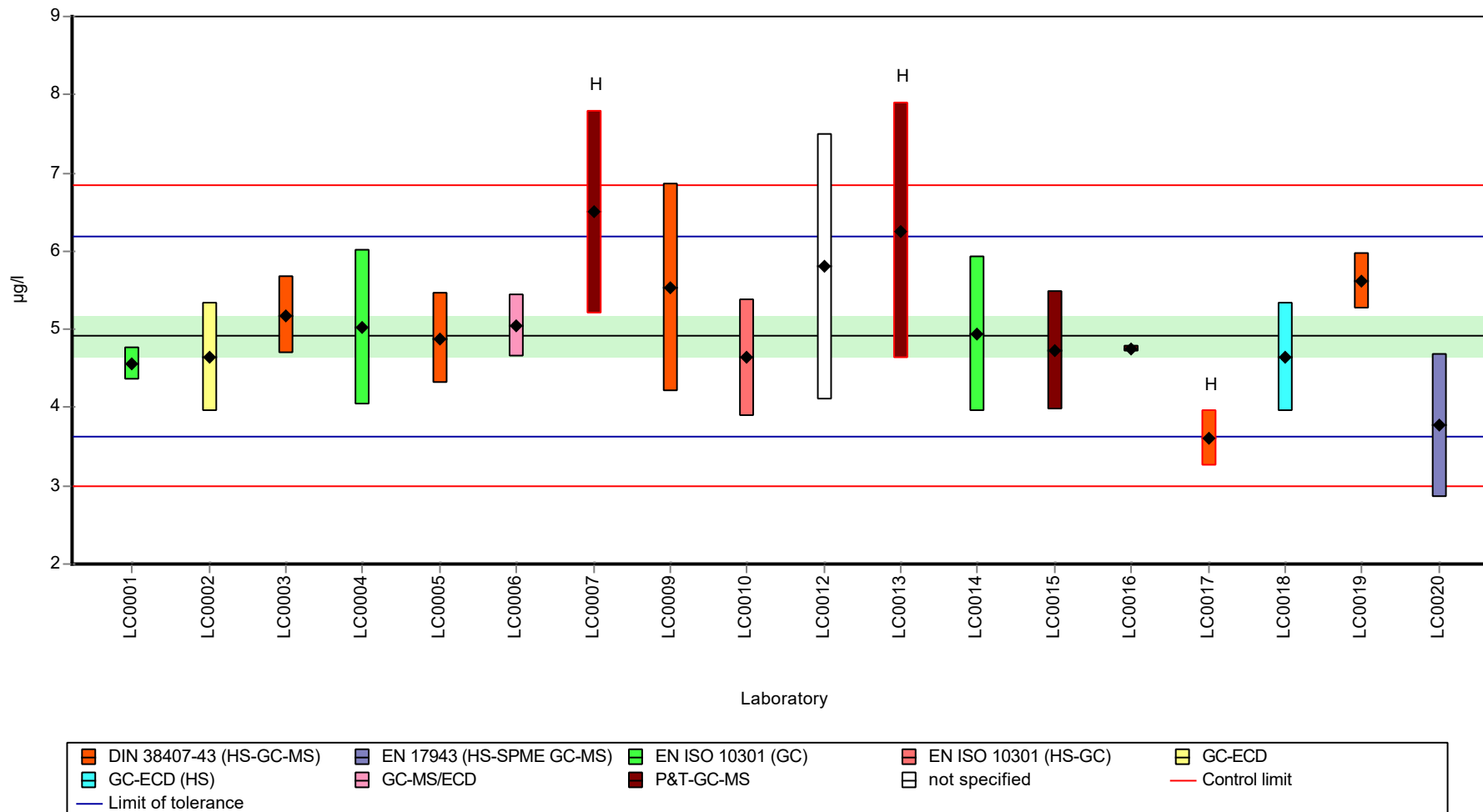
Labcode	Result	± U	Recovery [%]	z-score	Comments
LC0001	4.56	0.216	92.7	-0.56	
LC0002	4.65	0.7	94.6	-0.42	
LC0003	5.18	0.5	105	0.41	
LC0004	5.02	1	102	0.16	
LC0005	4.8802	0.5856	99.2	-0.06	
LC0006	5.041	0.403	103	0.19	
LC0007	6.5	1.3	132	2.48	H
LC0008	-	-	-	-	
LC0009	5.53	1.33	112	0.96	
LC0010	4.64	0.75	94.4	-0.43	
LC0011	-	-	-	-	
LC0012	5.8	1.7	118	1.38	
LC0013	6.26	1.63	127	2.1	H
LC0014	4.94	0.99	100	0.04	
LC0015	4.73	0.757	96.2	-0.29	
LC0016	4.75	0.0436	96.6	-0.26	
LC0017	3.6	0.36	73.2	-2.06	H
LC0018	4.65	0.697	94.6	-0.42	
LC0019	5.618	0.355	114	1.1	
LC0020	3.77	0.92	76.7	-1.79	

#### Characteristics of parameter

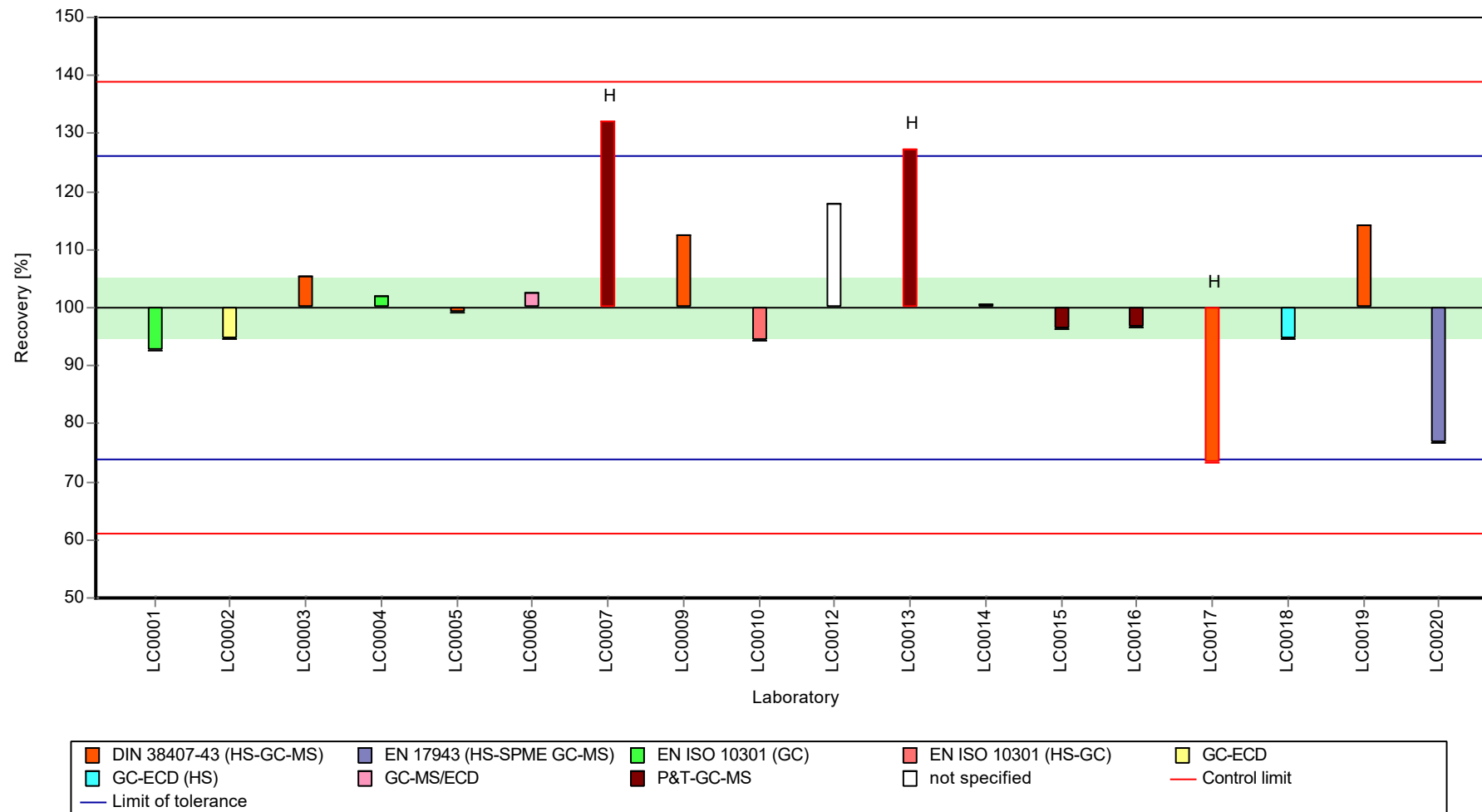
	all results	without outliers	Unit
Mean ± CI (99%)	5.01 ± 0.525	4.92 ± 0.386	µg/l
Minimum	3.6	3.77	µg/l
Maximum	6.5	5.8	µg/l
Standard deviation	0.742	0.498	µg/l
rel. standard deviation	14.8	10.1	%
n	18	15	-

Graphical presentation of results

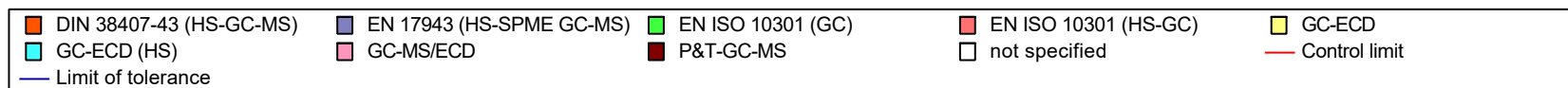
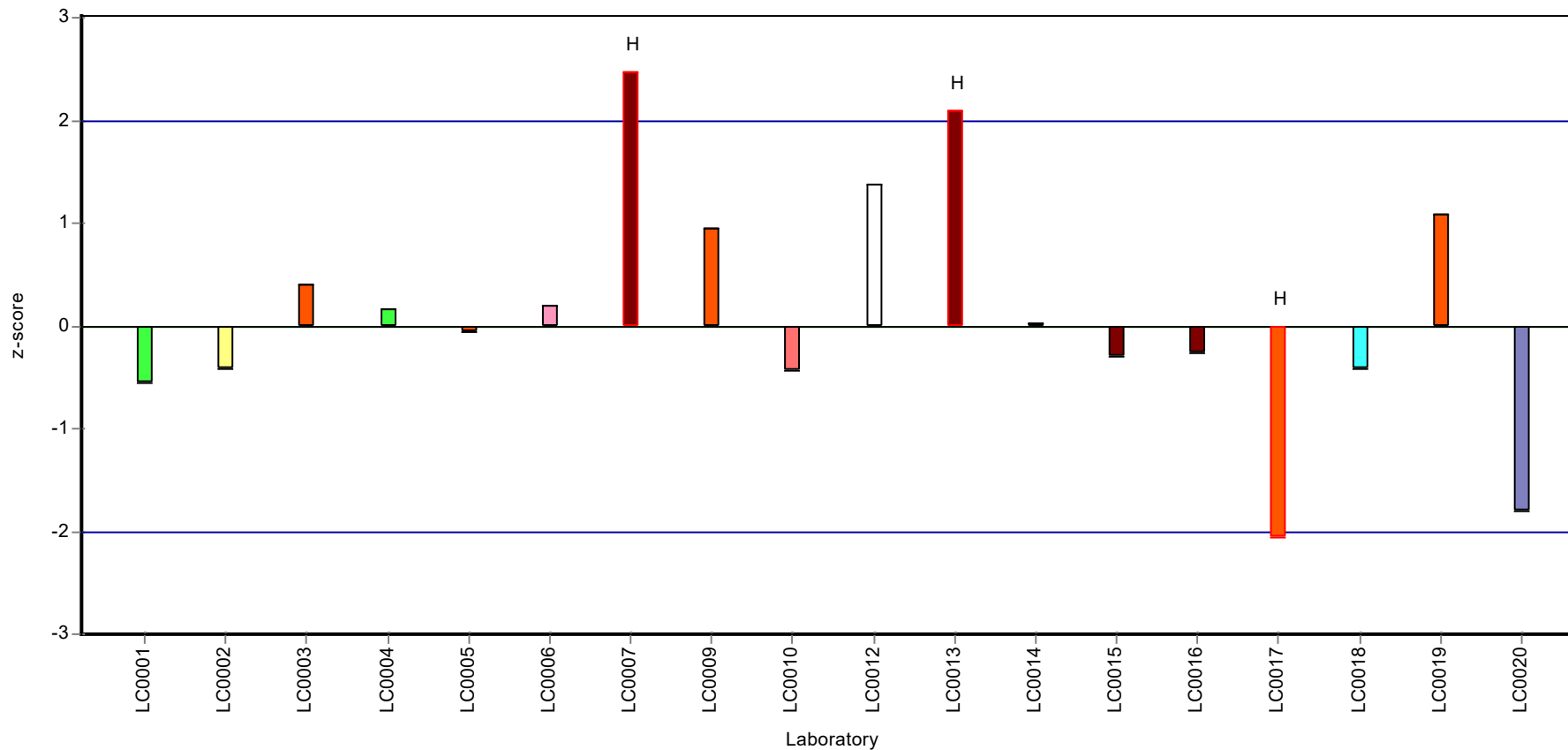
Results



Recovery rate



**Z-score**





## Parameter oriented report

### C63 A

#### Bromodichloromethane

Unit	µg/l
Assigned value ± U (k=2)	-
Criterion	-
Minimum - Maximum	0.037 - 0.0418
Control test value ± U (k=2)	<0,08 (NG)

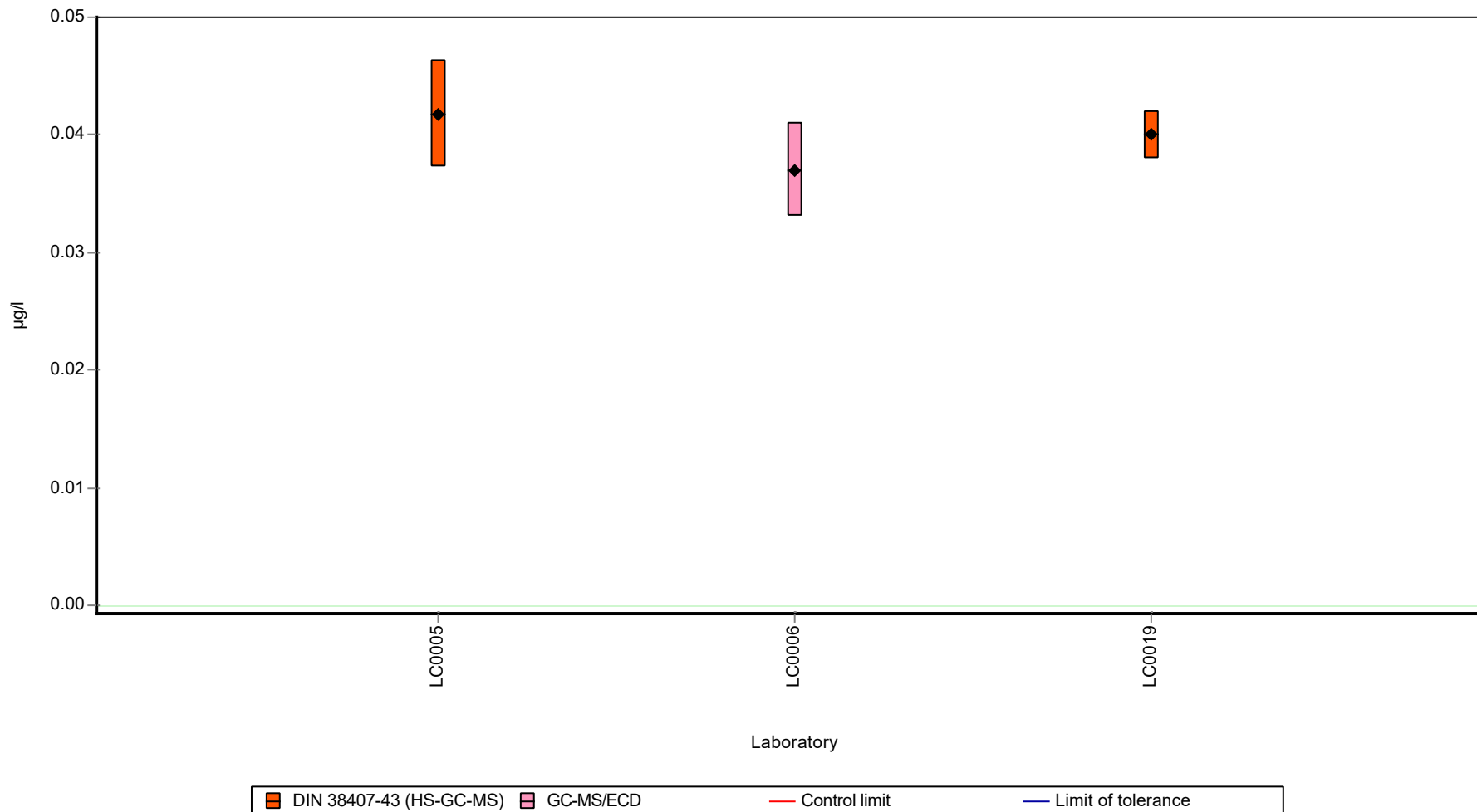
Labcode	Result	± U	Recovery [%]	z-score	Comments
LC0001	< 0.05 (LOQ)	-	-	-	
LC0002	< 0.1 (LOQ)	-	-	-	
LC0003	< 0.1 (LOQ)	-	-	-	
LC0004	< 0.1 (LOQ)	-	-	-	
LC0005	0.0418	0.0046	-	-	
LC0006	0.037	0.004	-	-	
LC0007	< 0.05 (LOQ)	-	-	-	
LC0008	-	-	-	-	
LC0009	< 0.1 (LOQ)	-	-	-	
LC0010	< 0.2 (LOQ)	-	-	-	
LC0011	-	-	-	-	
LC0012	< 0.1 (LOQ)	-	-	-	
LC0013	< 0.1 (LOQ)	-	-	-	
LC0014	< 0.08 (LOQ)	-	-	-	
LC0015	< 0.05 (LOQ)	-	-	-	
LC0016	< 0.1 (LOQ)	-	-	-	
LC0017	< 0.5 (LOQ)	-	-	-	
LC0018	< 0.04 (LOQ)	-	-	-	
LC0019	0.04	0.002	-	-	
LC0020	< 0.1 (LOQ)	-	-	-	

#### Characteristics of parameter

	all results	without outliers	Unit
Mean ± CI (99%)	0.0396 ± 0.0042	-	µg/l
Minimum	0.037	0.037	µg/l
Maximum	0.0418	0.0418	µg/l
Standard deviation	0.00242	-	µg/l
rel. standard deviation	6.12	-	%
n	3	3	-

Graphical presentation of results

Results



## Parameter oriented report

### C63 B

#### Bromodichloromethane

Unit	µg/l
Assigned value ± U (k=2)	7.87 ± 0.561
Criterion	0.661 (8.4 %)
Minimum - Maximum	5.5 - 10.1
Control test value ± U (k=2)	8.79 ± 0.879

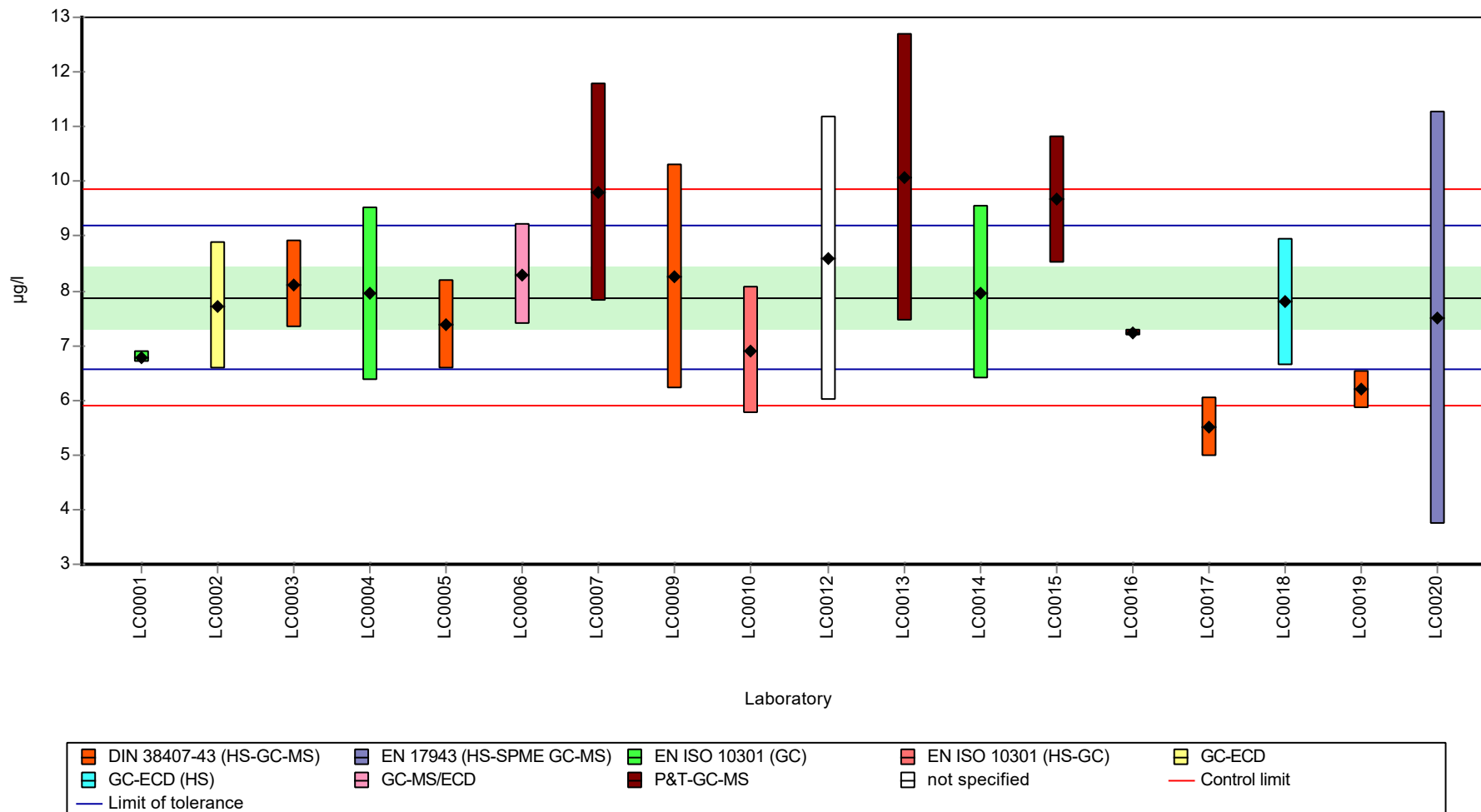
Labcode	Result	± U	Recovery [%]	z-score	Comments
LC0001	6.79	0.117	86.2	-1.64	
LC0002	7.72	1.16	98	-0.23	
LC0003	8.12	0.8	103	0.37	
LC0004	7.94	1.59	101	0.1	
LC0005	7.38	0.8118	93.7	-0.75	
LC0006	8.3	0.913	105	0.64	
LC0007	9.8	2	124	2.91	
LC0008	-	-	-	-	
LC0009	8.25	2.06	105	0.57	
LC0010	6.91	1.16	87.8	-1.46	
LC0011	-	-	-	-	
LC0012	8.6	2.6	109	1.1	
LC0013	10.07	2.62	128	3.32	
LC0014	7.96	1.59	101	0.13	
LC0015	9.67	1.16	123	2.72	
LC0016	7.24	0.0571	91.9	-0.96	
LC0017	5.5	0.55	69.8	-3.59	
LC0018	7.79	1.168	98.9	-0.13	
LC0019	6.193	0.354	78.7	-2.54	
LC0020	7.5	3.78	95.2	-0.57	

#### Characteristics of parameter

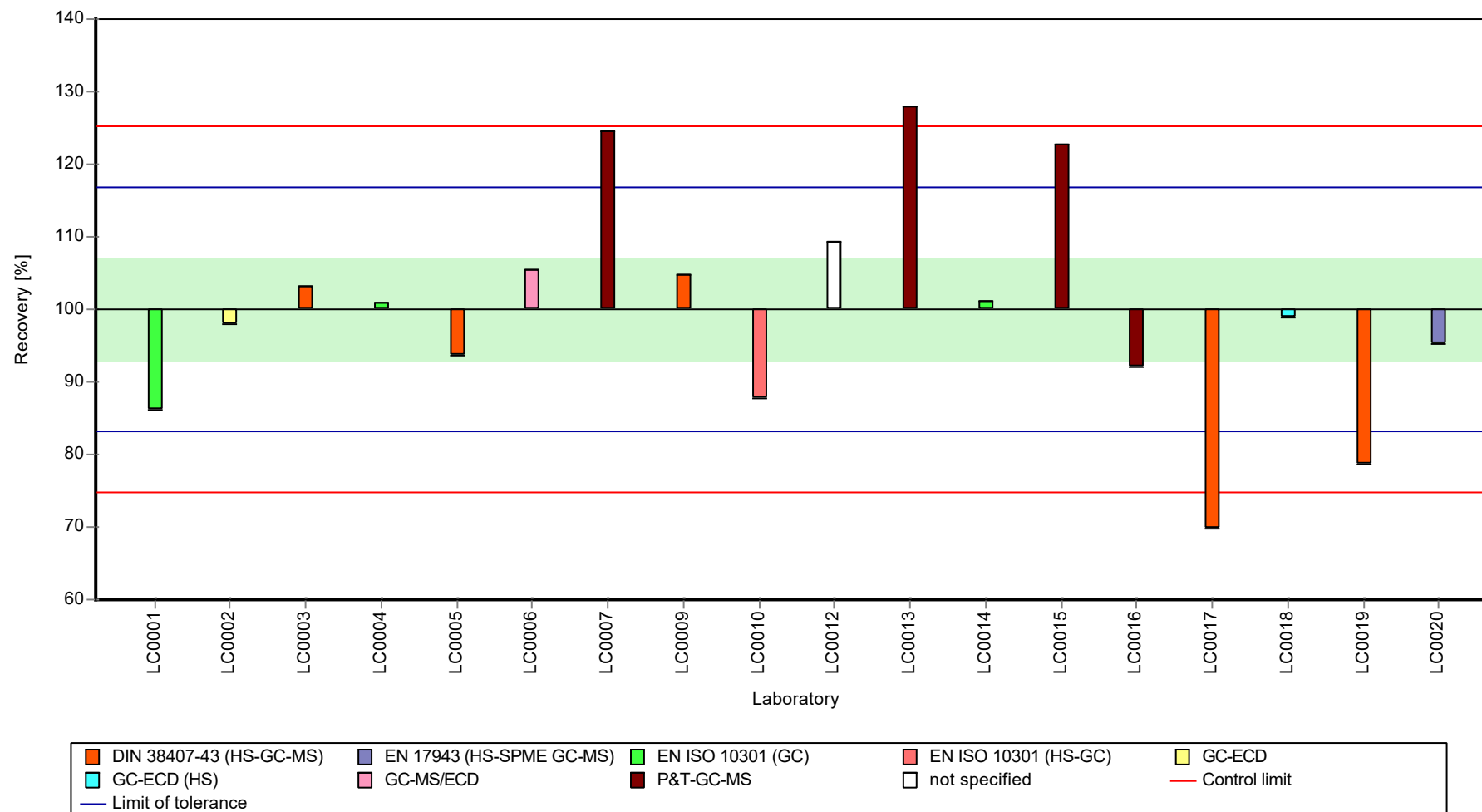
	all results	without outliers	Unit
Mean ± CI (99%)	7.87 ± 0.841	7.87 ± 0.841	µg/l
Minimum	5.5	5.5	µg/l
Maximum	10.1	10.1	µg/l
Standard deviation	1.19	1.19	µg/l
rel. standard deviation	15.1	15.1	%
n	18	18	-

Graphical presentation of results

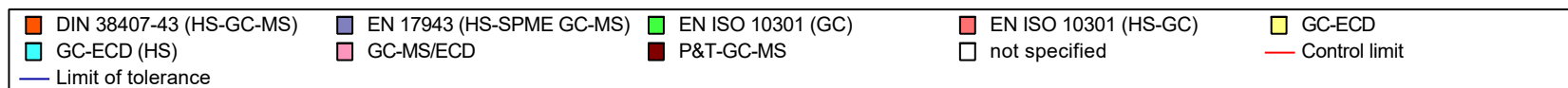
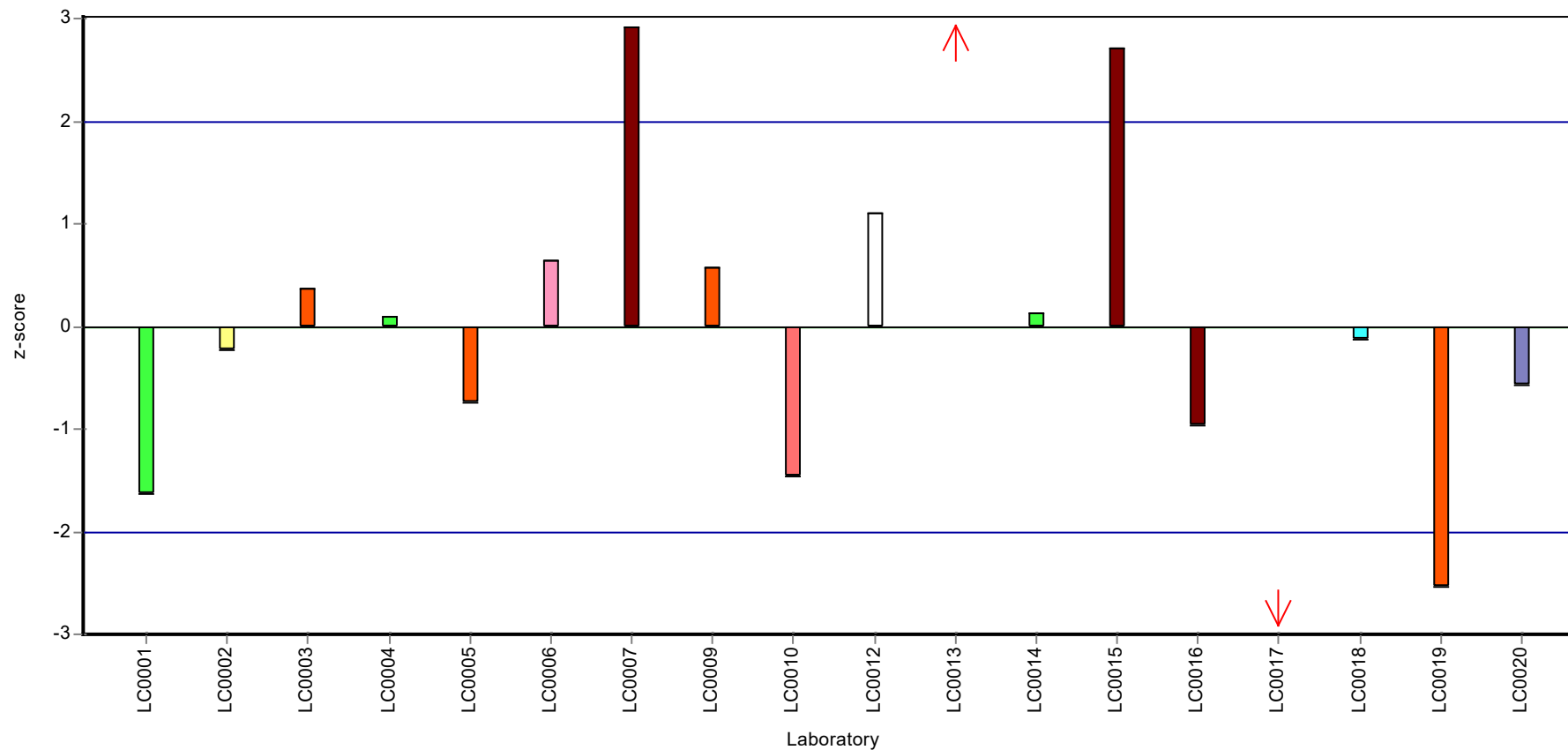
Results



Recovery rate



**Z-score**



## Parameter oriented report

### C63 A

#### cis-1,2-Dichloroethene

Unit	µg/l
Assigned value ± U (k=2)	1.35 ± 0.144
Criterion	0.135 (10 %)
Minimum - Maximum	0.62 - 1.73
Control test value ± U (k=2)	1.61 ± 0.161

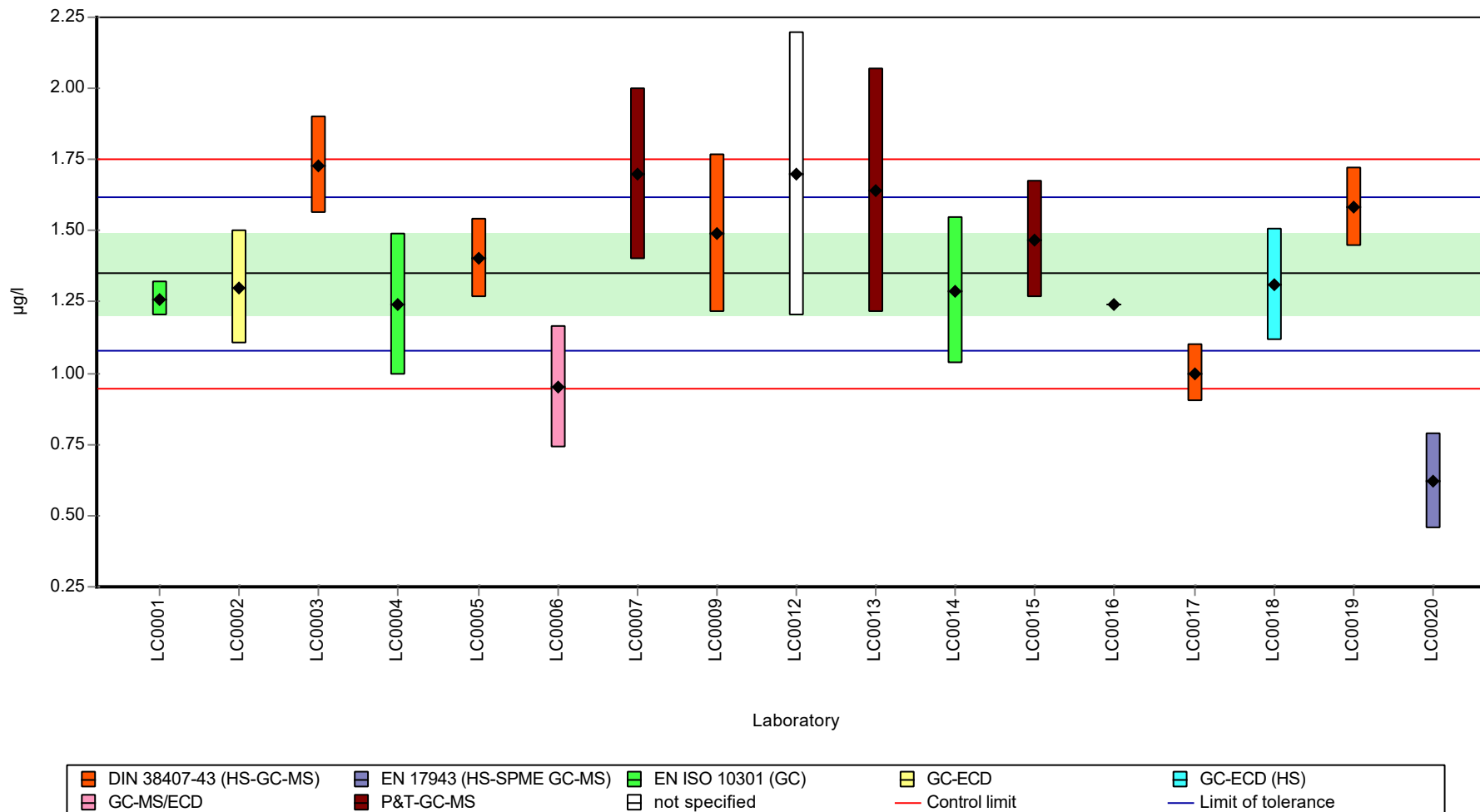
Labcode	Result	± U	Recovery [%]	z-score	Comments
LC0001	1.26	0.061	93.4	-0.66	
LC0002	1.3	0.2	96.4	-0.36	
LC0003	1.73	0.17	128	2.83	
LC0004	1.24	0.25	91.9	-0.81	
LC0005	1.4029	0.1403	104	0.4	
LC0006	0.953	0.215	70.7	-2.93	
LC0007	1.7	0.3	126	2.6	
LC0008	-	-	-	-	
LC0009	1.49	0.28	110	1.05	
LC0010	-	-	-	-	
LC0011	-	-	-	-	
LC0012	1.7	0.5	126	2.6	
LC0013	1.64	0.43	122	2.16	
LC0014	1.29	0.26	95.6	-0.44	
LC0015	1.47	0.206	109	0.9	
LC0016	1.24	0.0037	91.9	-0.81	
LC0017	1	0.1	74.1	-2.59	
LC0018	1.31	0.197	97.1	-0.29	
LC0019	1.583	0.139	117	1.74	
LC0020	0.62	0.17	46	-5.4	

#### Characteristics of parameter

	all results	without outliers	Unit
Mean ± CI (99%)	1.35 ± 0.217	1.35 ± 0.217	µg/l
Minimum	0.62	0.62	µg/l
Maximum	1.73	1.73	µg/l
Standard deviation	0.298	0.298	µg/l
rel. standard deviation	22.1	22.1	%
n	17	17	-

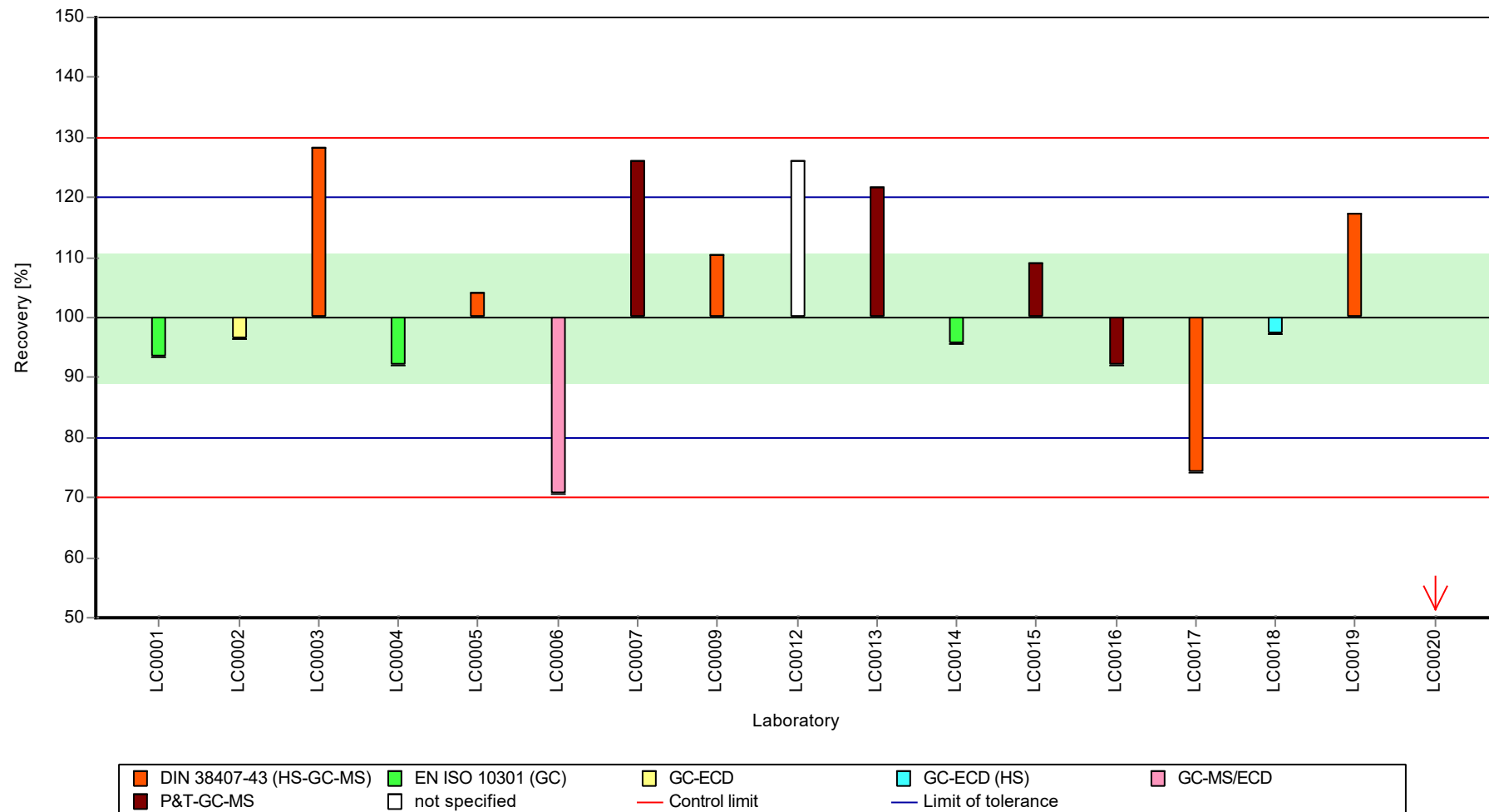
Graphical presentation of results

Results

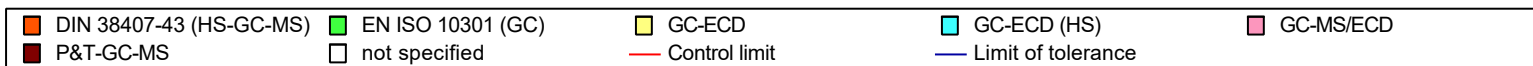
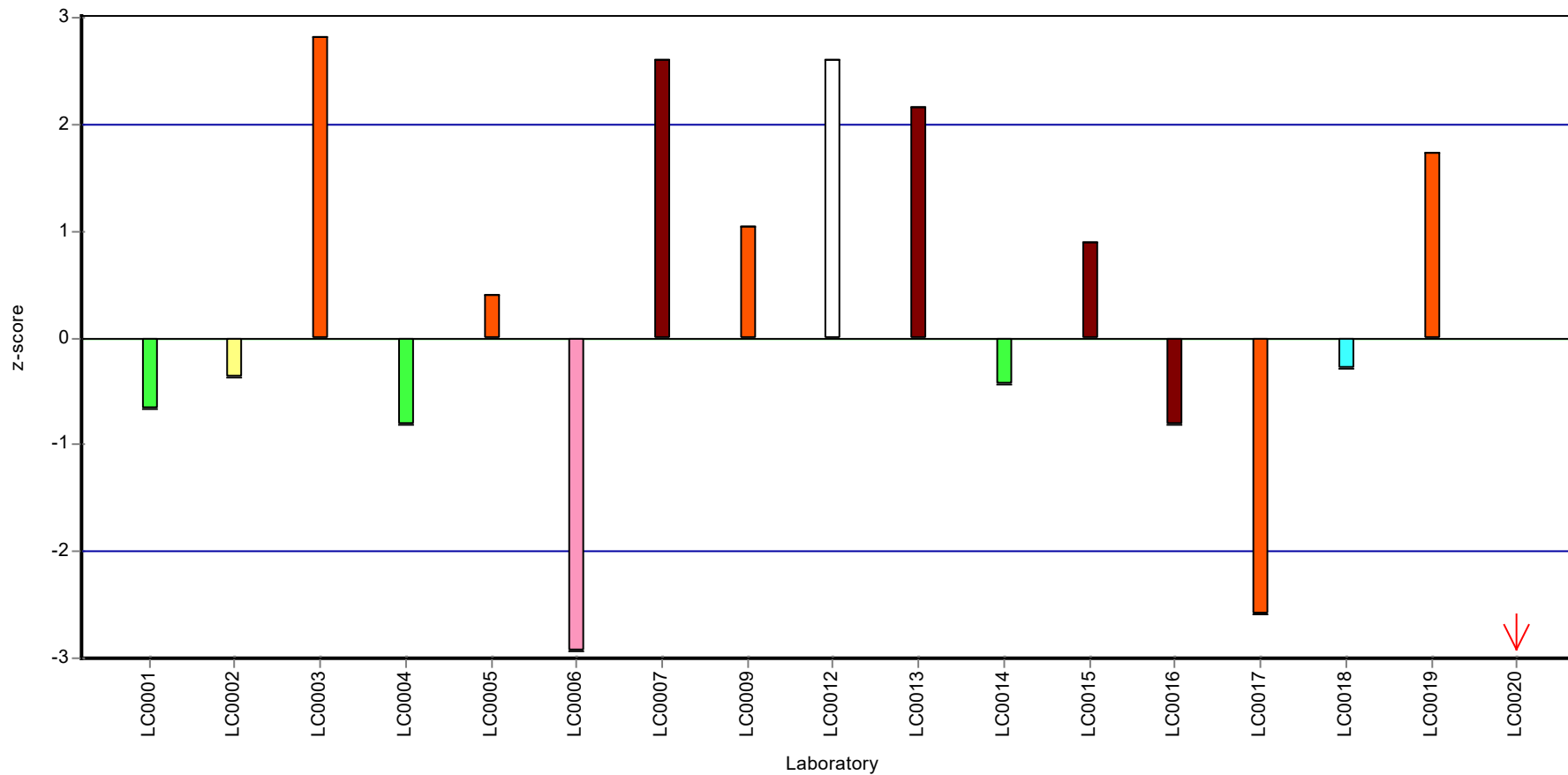




Recovery rate



Z-score



Parameter oriented report Volatile halogenated hydrocarbons (VHH) - C63

Sample: C63B, Parameter: cis-1,2-Dichloroethene

## Parameter oriented report

### C63 B

#### cis-1,2-Dichloroethene

Unit	µg/l
Assigned value ± U (k=2)	6.22 ± 0.463
Criterion	0.622 (10 %)
Minimum - Maximum	4.51 - 7.6
Control test value ± U (k=2)	7.13 ± 0.713

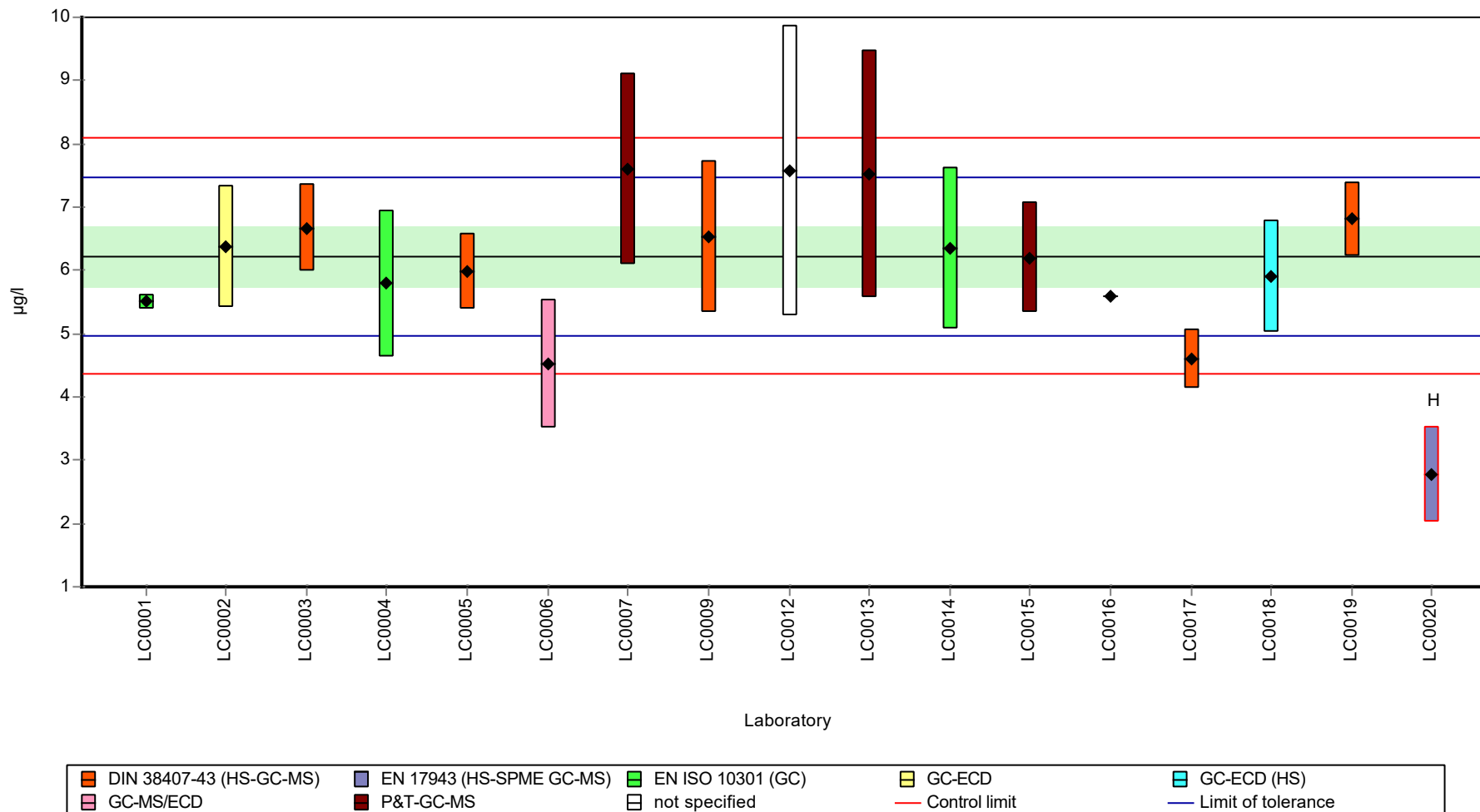
Labcode	Result	± U	Recovery [%]	z-score	Comments
LC0001	5.5	0.117	88.4	-1.16	
LC0002	6.38	0.96	103	0.26	
LC0003	6.67	0.7	107	0.72	
LC0004	5.79	1.16	93.1	-0.69	
LC0005	5.9907	0.5991	96.3	-0.37	
LC0006	4.514	1.02	72.6	-2.74	
LC0007	7.6	1.5	122	2.22	
LC0008	-	-	-	-	
LC0009	6.53	1.21	105	0.5	
LC0010	-	-	-	-	
LC0011	-	-	-	-	
LC0012	7.57	2.3	122	2.17	
LC0013	7.52	1.95	121	2.09	
LC0014	6.35	1.27	102	0.21	
LC0015	6.2	0.868	99.7	-0.03	
LC0016	5.6	0.0134	90	-1	
LC0017	4.6	0.46	74	-2.6	
LC0018	5.9	0.885	94.9	-0.52	
LC0019	6.806	0.598	109	0.94	
LC0020	2.77	0.76	44.5	-5.55	H

#### Characteristics of parameter

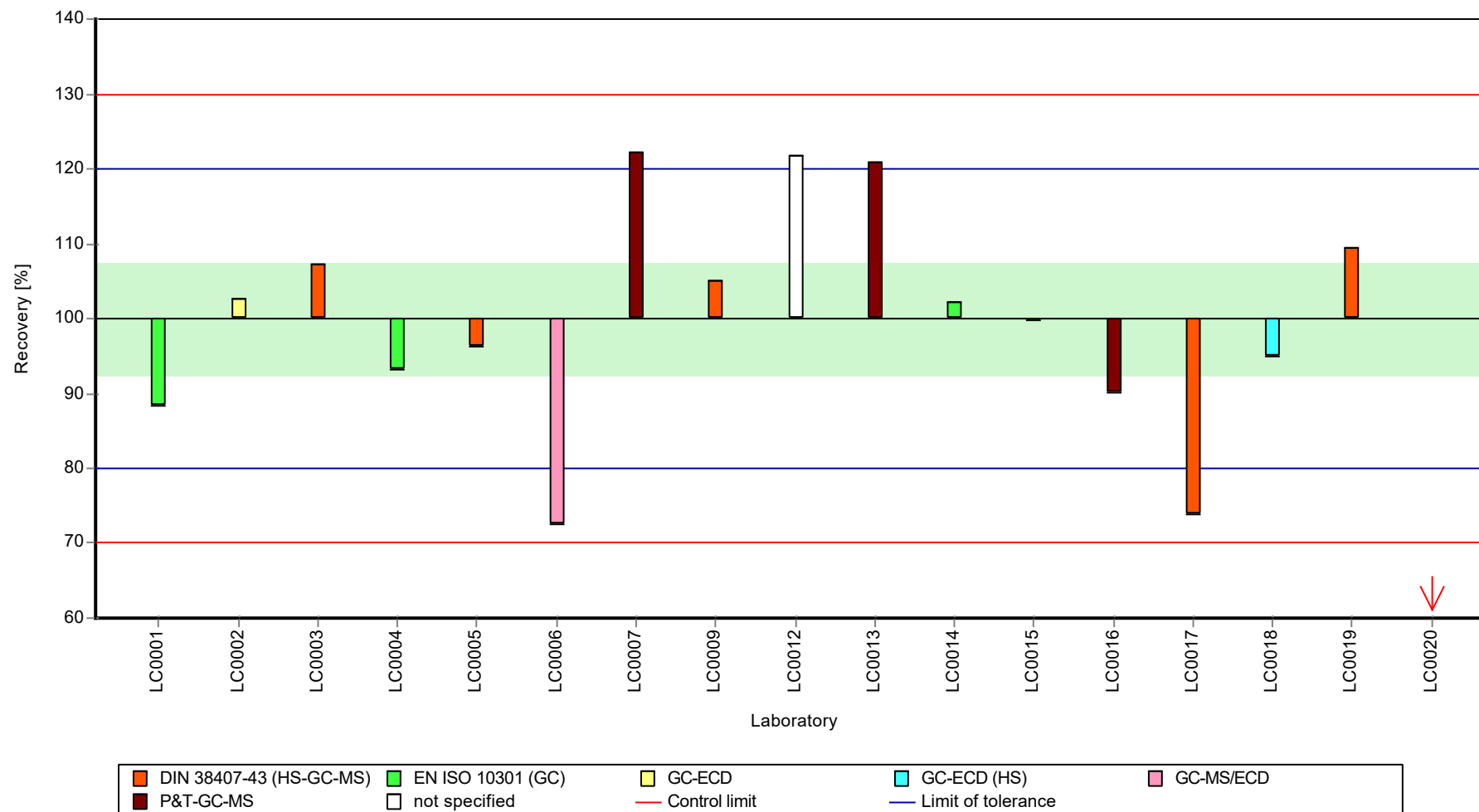
	all results	without outliers	Unit
Mean ± CI (99%)	6.02 ± 0.893	6.22 ± 0.695	µg/l
Minimum	2.77	4.51	µg/l
Maximum	7.6	7.6	µg/l
Standard deviation	1.23	0.927	µg/l
rel. standard deviation	20.4	14.9	%
n	17	16	-

Graphical presentation of results

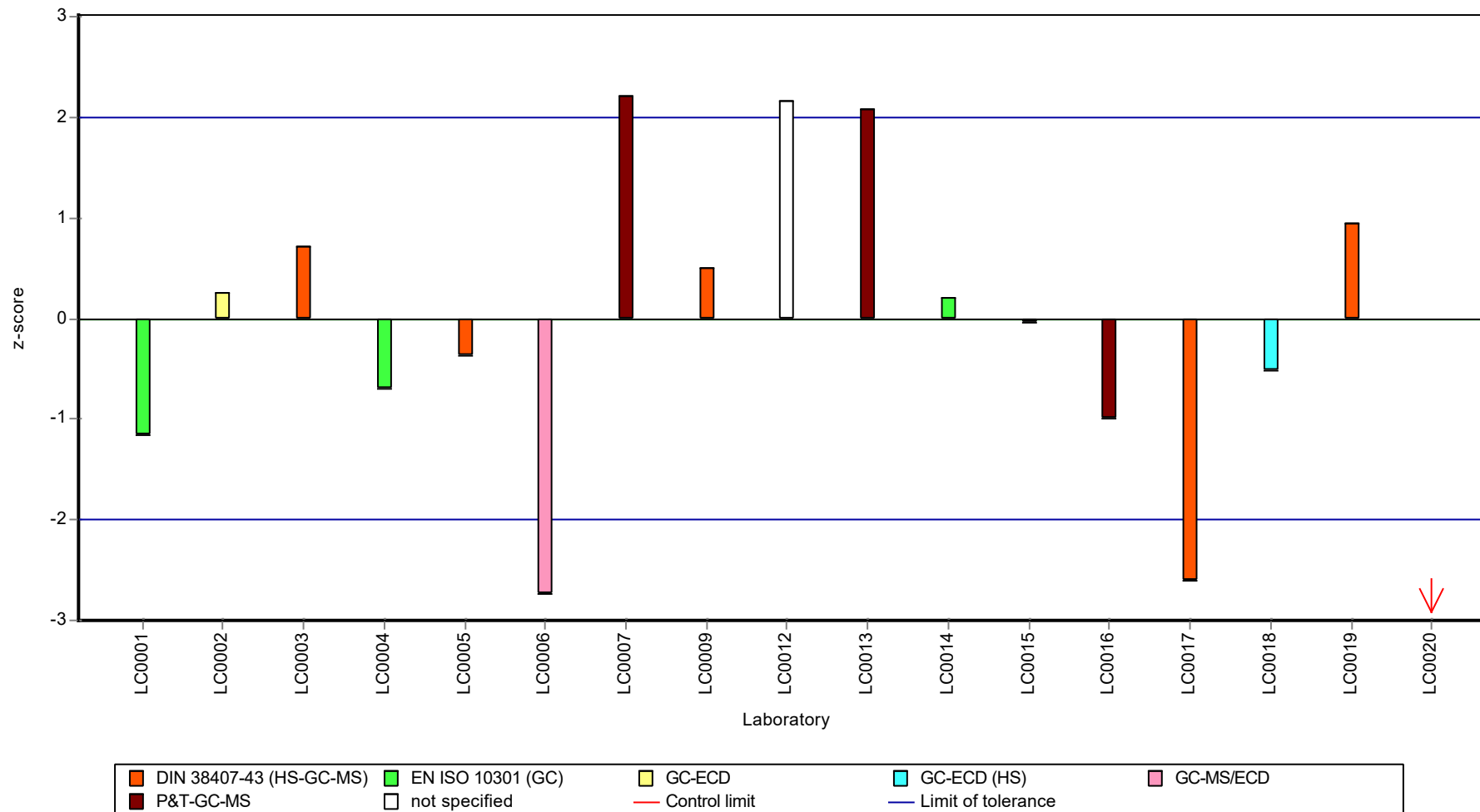
Results



Recovery rate



**Z-score**



Parameter oriented report Volatile halogenated hydrocarbons (VHH) - C63

Sample: C63A, Parameter: Dibromochloromethane

## Parameter oriented report

### C63 A

#### Dibromochloromethane

Unit	µg/l
Assigned value ± U (k=2)	1.91 ± 0.108
Criterion	0.23 (12 %)
Minimum - Maximum	1.3 - 2.21
Control test value ± U (k=2)	2.12 ± 0.212

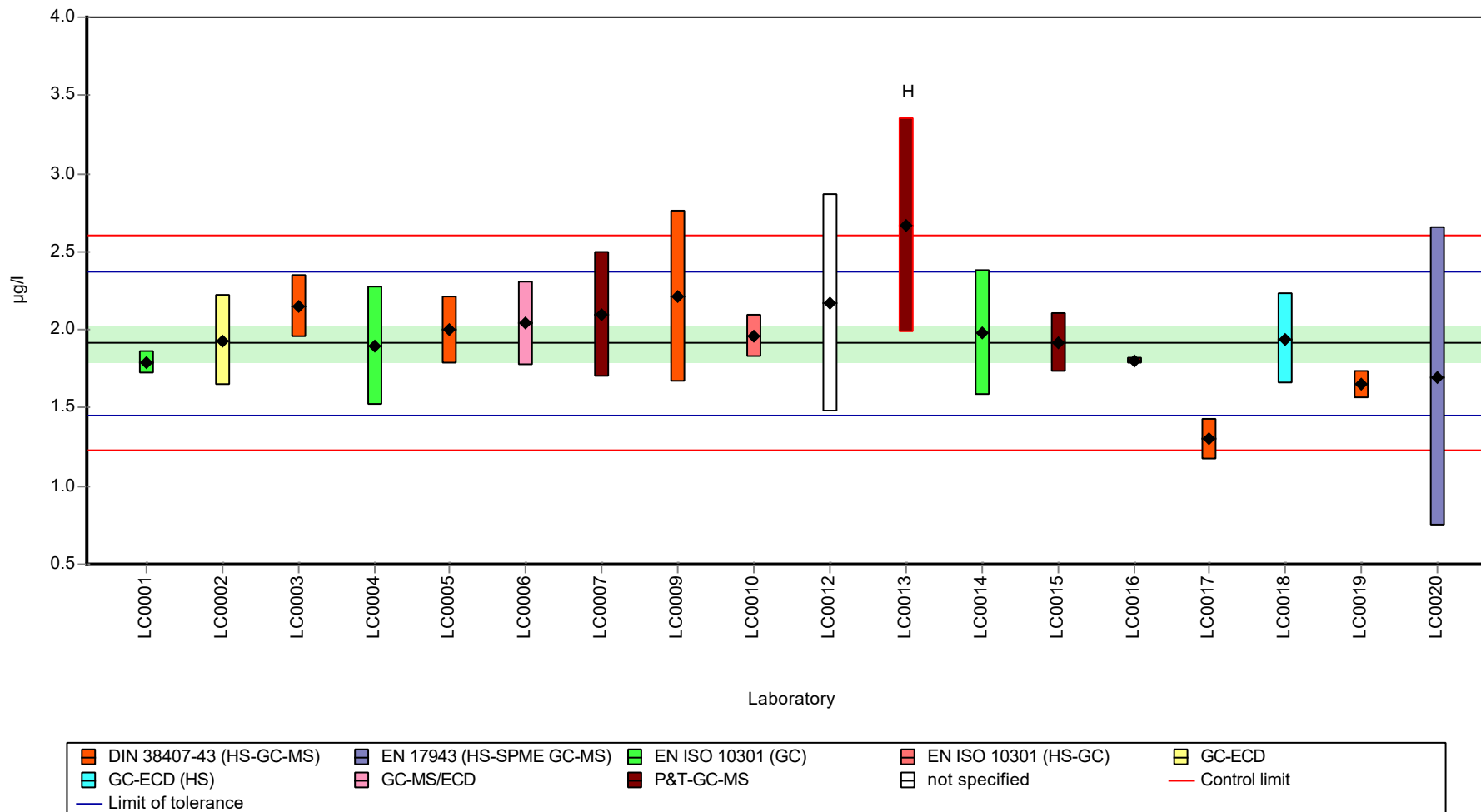
Labcode	Result	± U	Recovery [%]	z-score	Comments
LC0001	1.79	0.078	93.5	-0.54	
LC0002	1.93	0.29	101	0.07	
LC0003	2.15	0.2	112	1.03	
LC0004	1.9	0.38	99.3	-0.06	
LC0005	1.9979	0.2198	104	0.37	
LC0006	2.039	0.273	107	0.55	
LC0007	2.1	0.4	110	0.81	
LC0008	-	-	-	-	
LC0009	2.21	0.55	115	1.29	
LC0010	1.96	0.14	102	0.2	
LC0011	-	-	-	-	
LC0012	2.17	0.7	113	1.12	
LC0013	2.67	0.69	140	3.29	H
LC0014	1.98	0.4	103	0.29	
LC0015	1.92	0.192	100	0.03	
LC0016	1.8	0.0203	94	-0.5	
LC0017	1.3	0.13	67.9	-2.67	
LC0018	1.94	0.291	101	0.11	
LC0019	1.649	0.087	86.2	-1.15	
LC0020	1.7	0.96	88.8	-0.93	

#### Characteristics of parameter

	all results	without outliers	Unit
Mean ± CI (99%)	1.96 ± 0.198	1.91 ± 0.162	µg/l
Minimum	1.3	1.3	µg/l
Maximum	2.67	2.21	µg/l
Standard deviation	0.28	0.223	µg/l
rel. standard deviation	14.3	11.6 %	
n	18	17	-

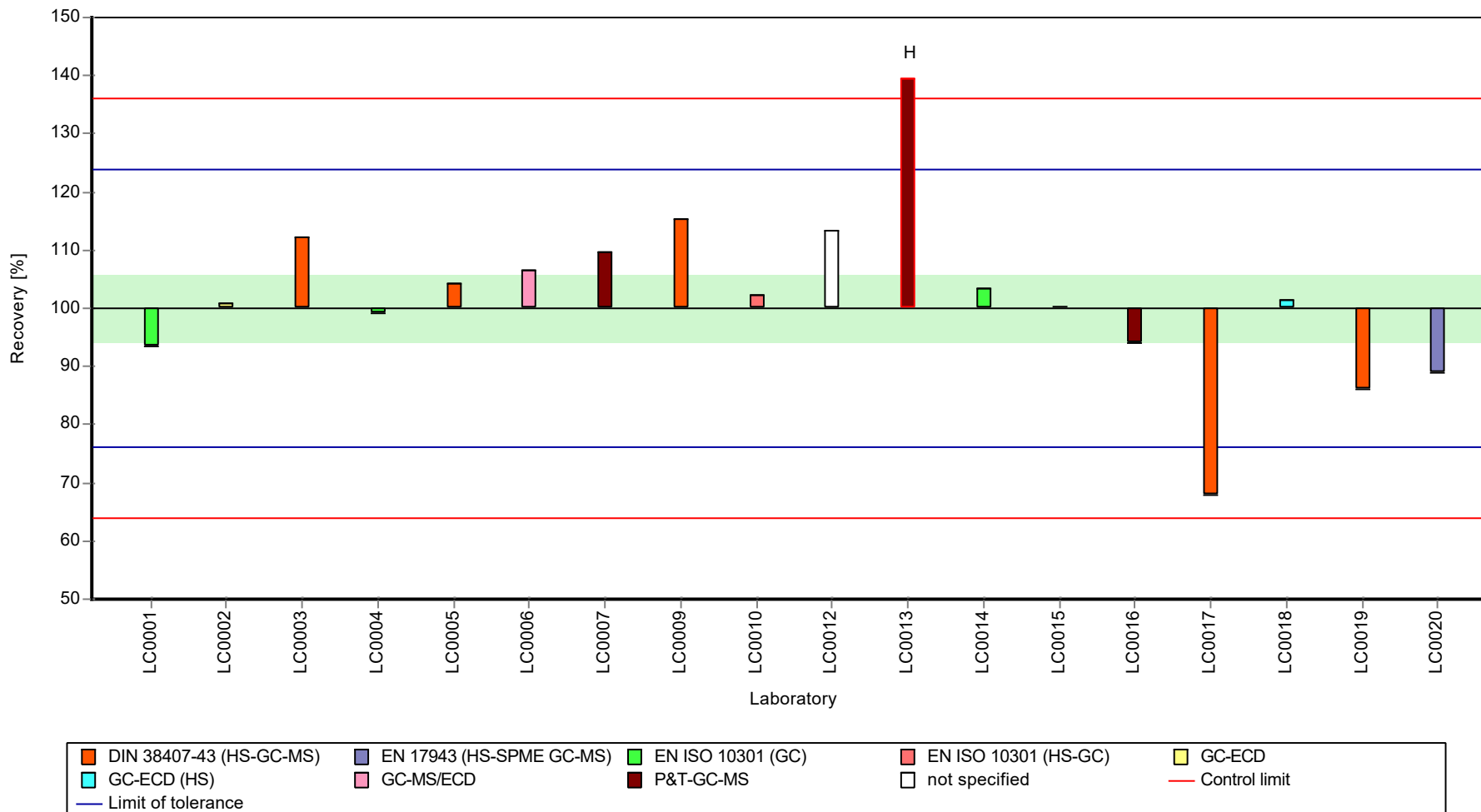
Graphical presentation of results

Results

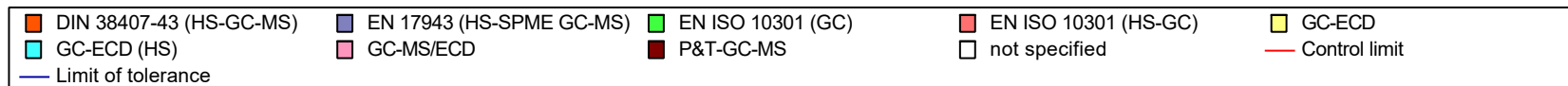
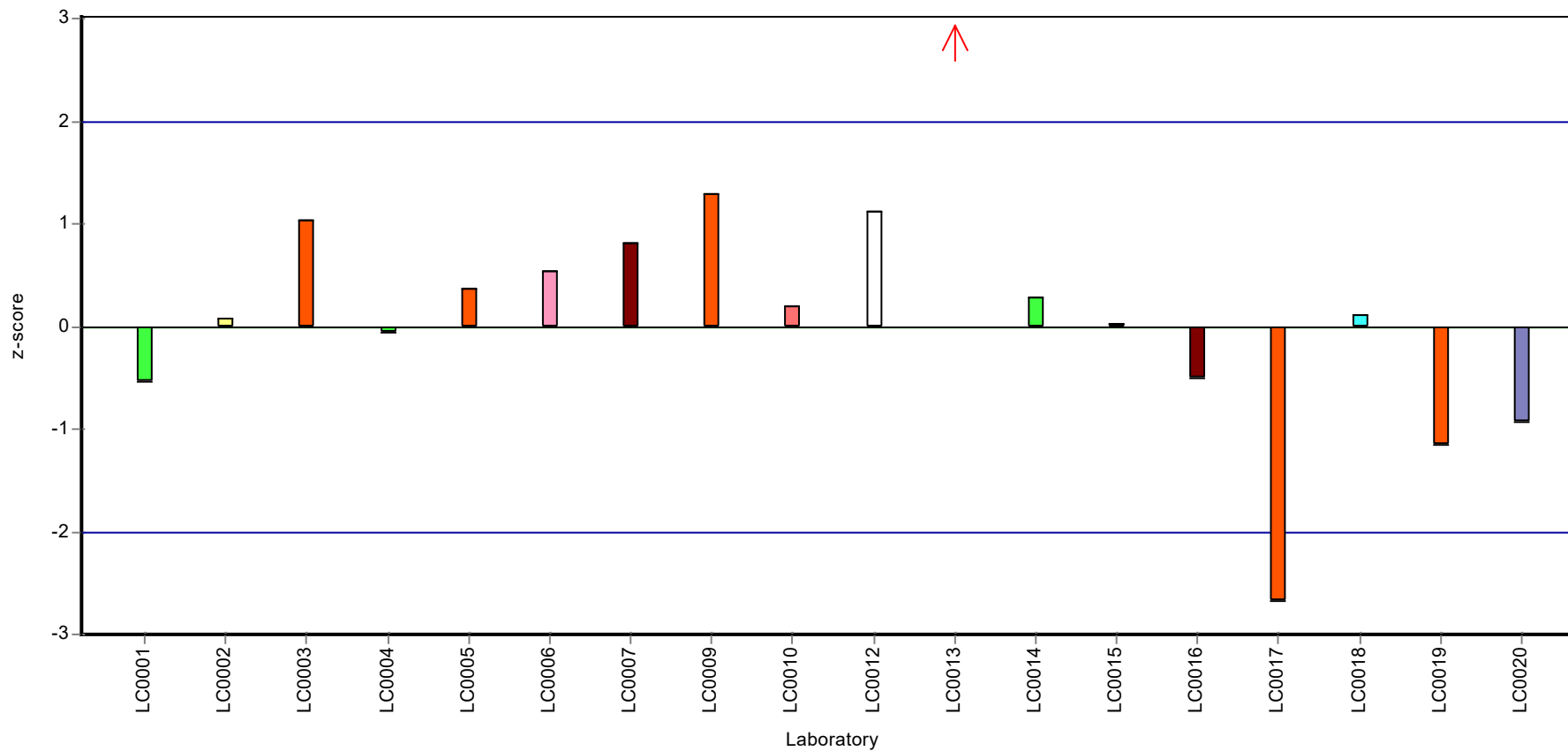




Recovery rate



**Z-score**



Parameter oriented report Volatile halogenated hydrocarbons (VHH) - C63

Sample: C63B, Parameter: Dibromochloromethane

## Parameter oriented report

### C63 B

#### Dibromochloromethane

Unit	µg/l
Assigned value ± U (k=2)	6.4 ± 0.387
Criterion	0.768 (12 %)
Minimum - Maximum	4.4 - 7.37
Control test value ± U (k=2)	7.41 ± 0.741

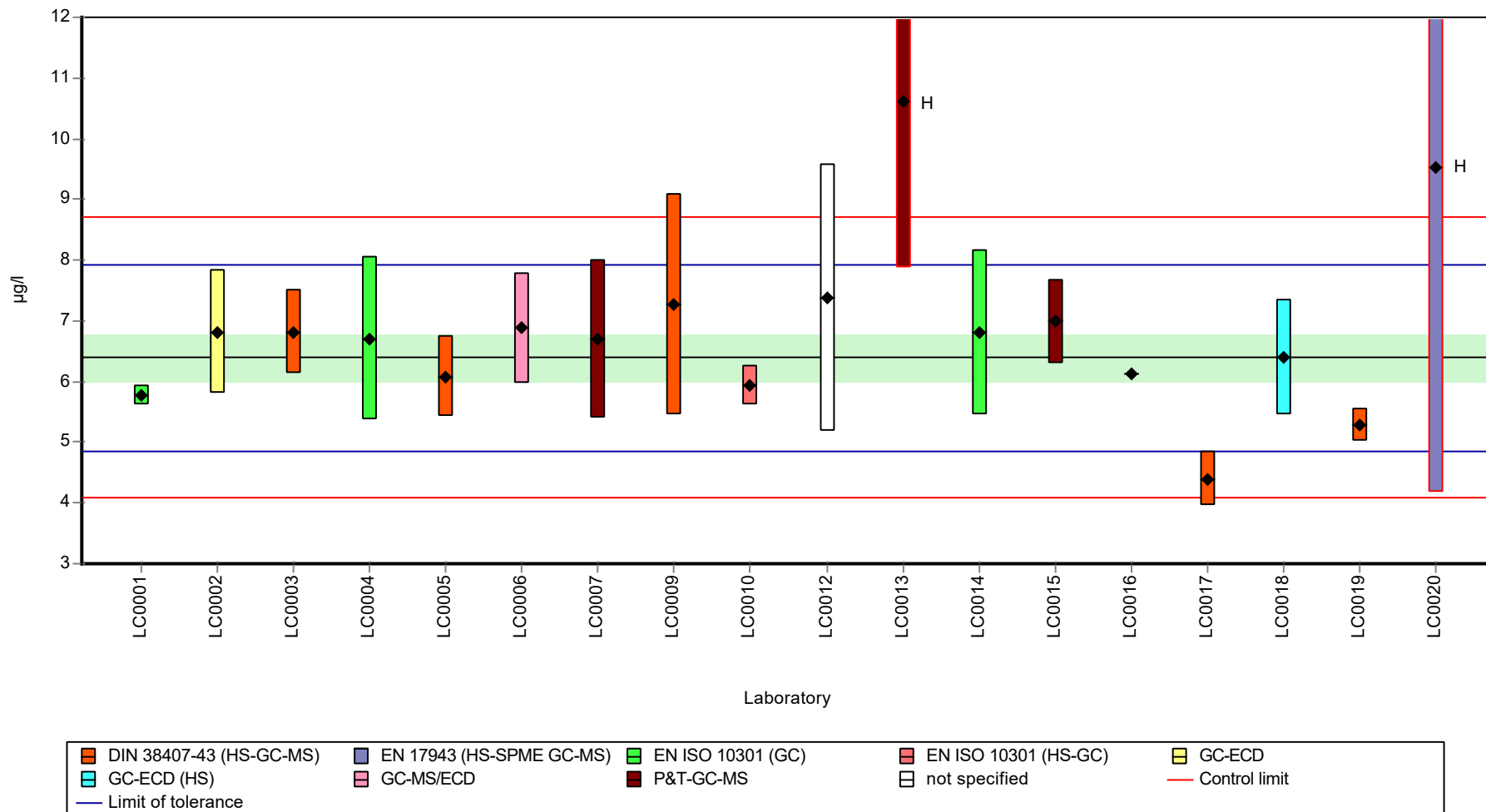
Labcode	Result	± U	Recovery [%]	z-score	Comments
LC0001	5.78	0.158	90.3	-0.81	
LC0002	6.81	1.02	106	0.54	
LC0003	6.82	0.7	107	0.55	
LC0004	6.71	1.34	105	0.41	
LC0005	6.077	0.6685	95	-0.42	
LC0006	6.876	0.921	107	0.62	
LC0007	6.7	1.3	105	0.39	
LC0008	-	-	-	-	
LC0009	7.27	1.82	114	1.14	
LC0010	5.94	0.33	92.8	-0.6	
LC0011	-	-	-	-	
LC0012	7.37	2.2	115	1.27	
LC0013	10.62	2.76	166	5.5	H
LC0014	6.8	1.36	106	0.52	
LC0015	6.99	0.699	109	0.77	
LC0016	6.14	0.0219	96	-0.34	
LC0017	4.4	0.44	68.8	-2.6	
LC0018	6.4	0.96	100	0.00	
LC0019	5.281	0.278	82.5	-1.45	
LC0020	9.52	5.35	149	4.07	H

#### Characteristics of parameter

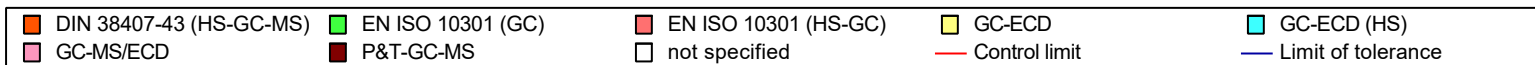
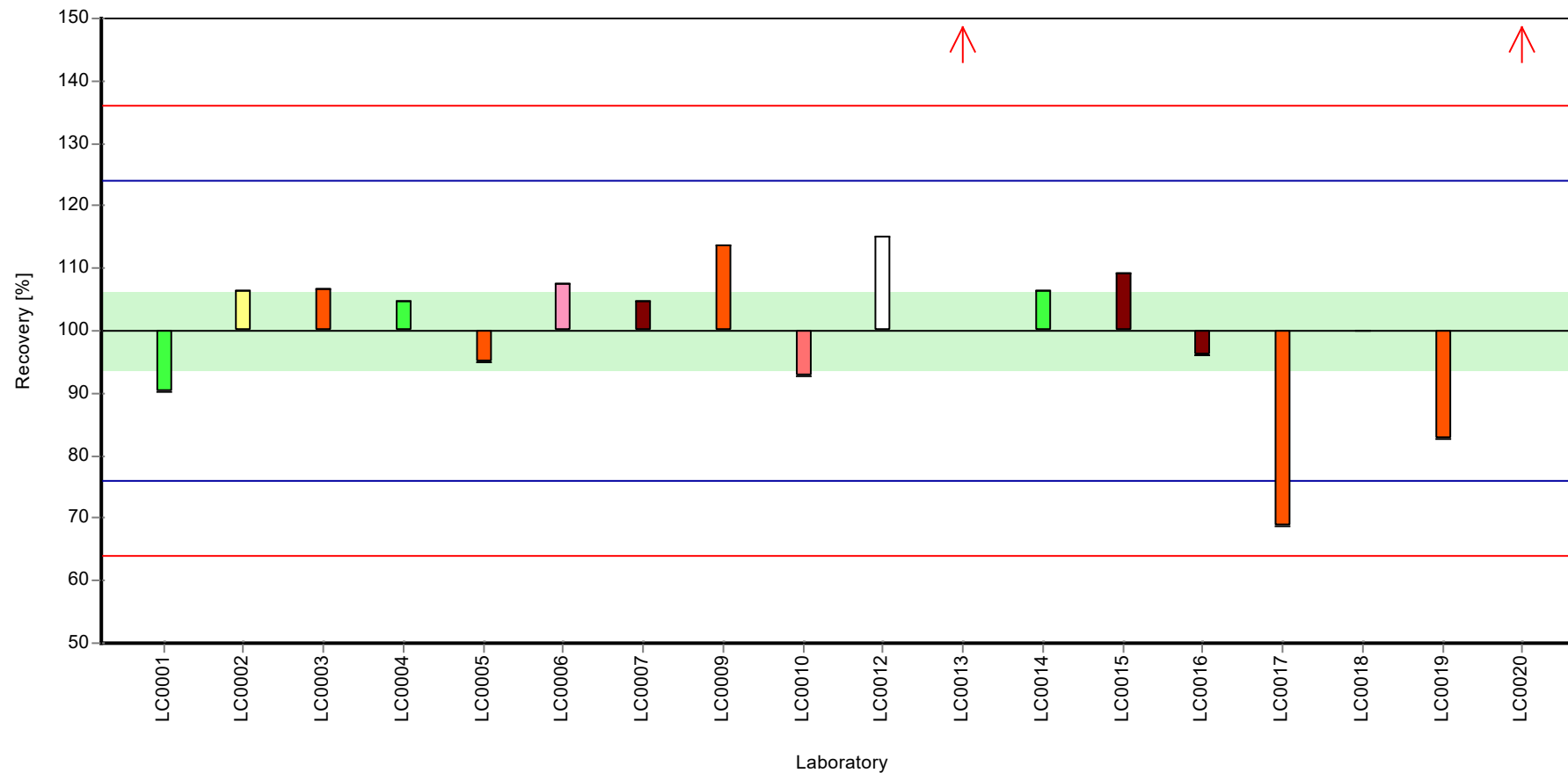
	all results	without outliers	Unit
Mean ± CI (99%)	6.81 ± 0.994	6.4 ± 0.58	µg/l
Minimum	4.4	4.4	µg/l
Maximum	10.6	7.37	µg/l
Standard deviation	1.41	0.774	µg/l
rel. standard deviation	20.6	12.1	%
n	18	16	-

Graphical presentation of results

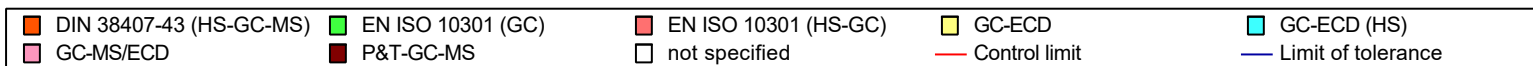
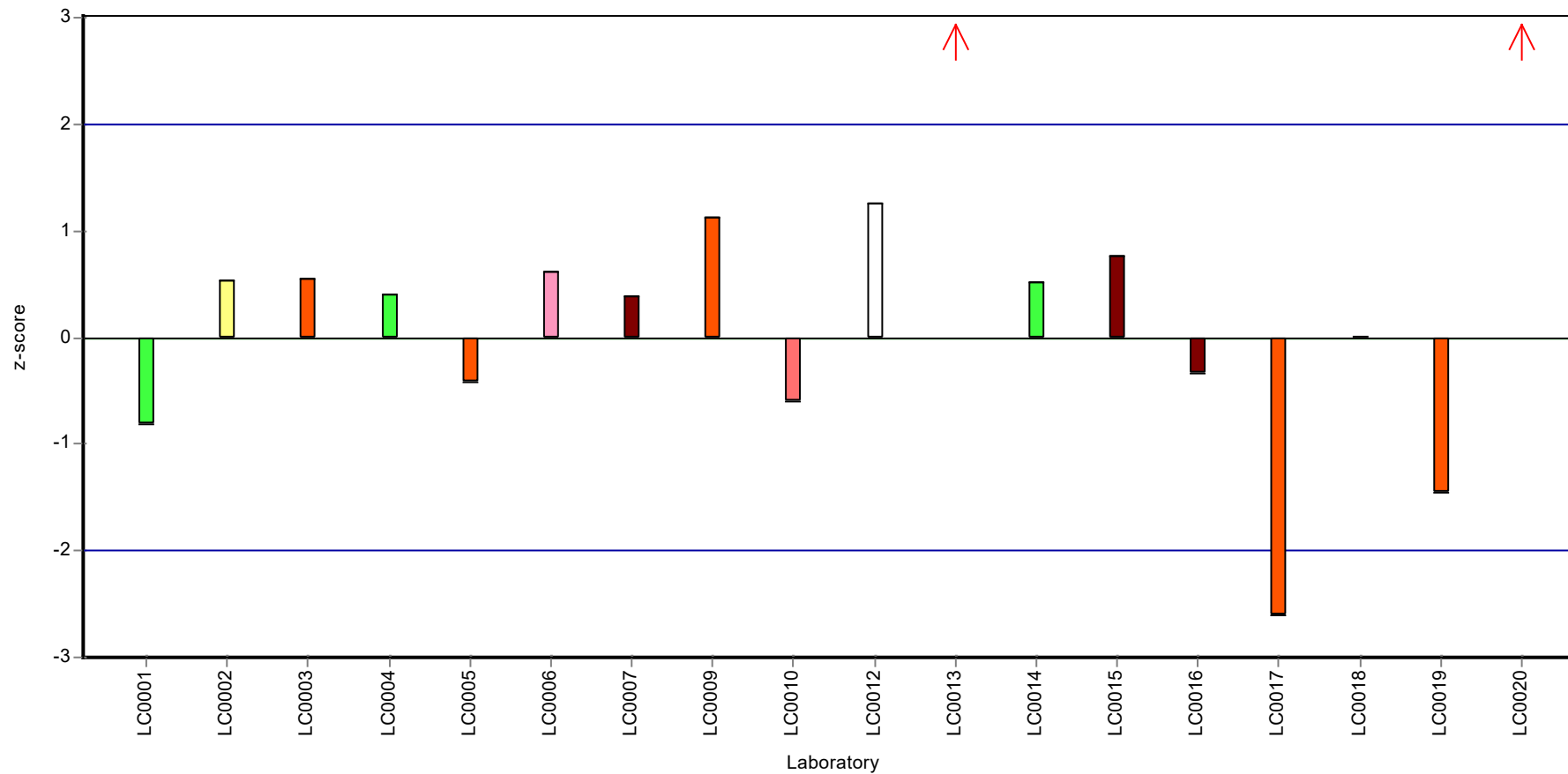
Results



Recovery rate



**Z-score**



## Parameter oriented report

### C63 A

#### Dichloromethane

Unit	µg/l
Assigned value ± U (k=2)	3.06 ± 0.166
Criterion	0.398 (13 %)
Minimum - Maximum	2.5 - 3.9
Control test value ± U (k=2)	3.10 ± 0.31

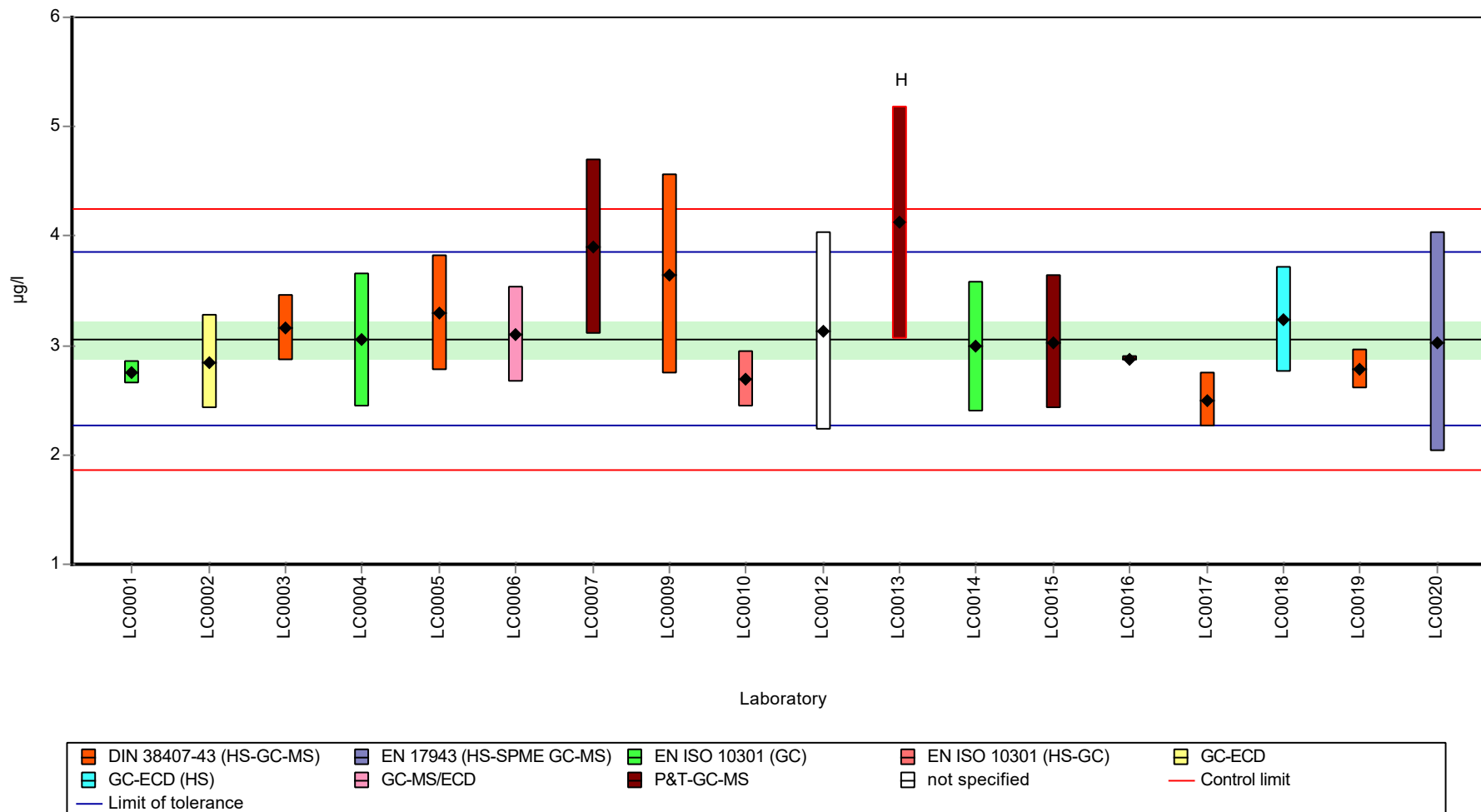
Labcode	Result	± U	Recovery [%]	z-score	Comments
LC0001	2.75	0.105	89.8	-0.78	
LC0002	2.85	0.43	93.1	-0.53	
LC0003	3.16	0.3	103	0.25	
LC0004	3.05	0.61	99.7	-0.03	
LC0005	3.2994	0.5279	108	0.6	
LC0006	3.101	0.434	101	0.1	
LC0007	3.9	0.8	127	2.11	
LC0008	-	-	-	-	
LC0009	3.65	0.91	119	1.48	
LC0010	2.69	0.26	87.9	-0.93	
LC0011	-	-	-	-	
LC0012	3.13	0.9	102	0.17	
LC0013	4.12	1.07	135	2.66	H
LC0014	2.99	0.6	97.7	-0.18	
LC0015	3.03	0.606	99	-0.08	
LC0016	2.88	0.0249	94.1	-0.45	
LC0017	2.5	0.25	81.7	-1.41	
LC0018	3.24	0.486	106	0.45	
LC0019	2.781	0.187	90.9	-0.7	
LC0020	3.03	1.01	99	-0.08	

#### Characteristics of parameter

	all results	without outliers	Unit
Mean ± CI (99%)	3.12 ± 0.293	3.06 ± 0.249	µg/l
Minimum	2.5	2.5	µg/l
Maximum	4.12	3.9	µg/l
Standard deviation	0.415	0.342	µg/l
rel. standard deviation	13.3	11.2	%
n	18	17	-

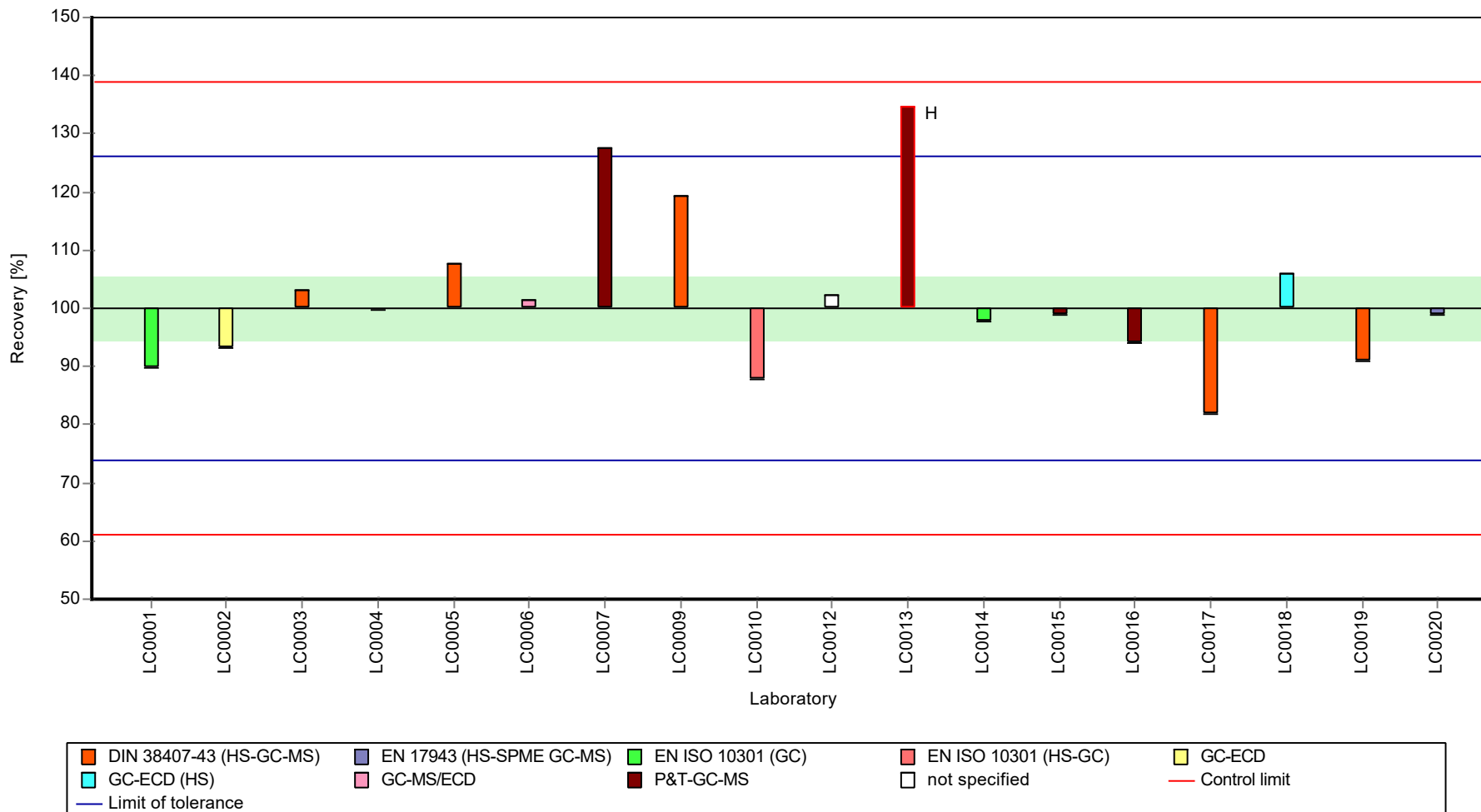
Graphical presentation of results

Results

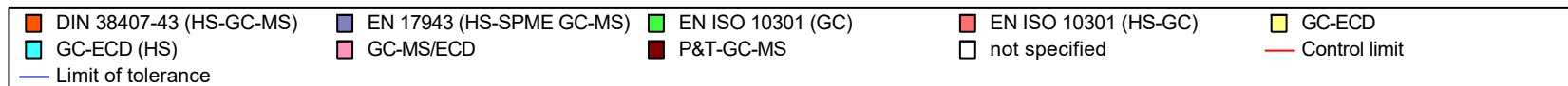
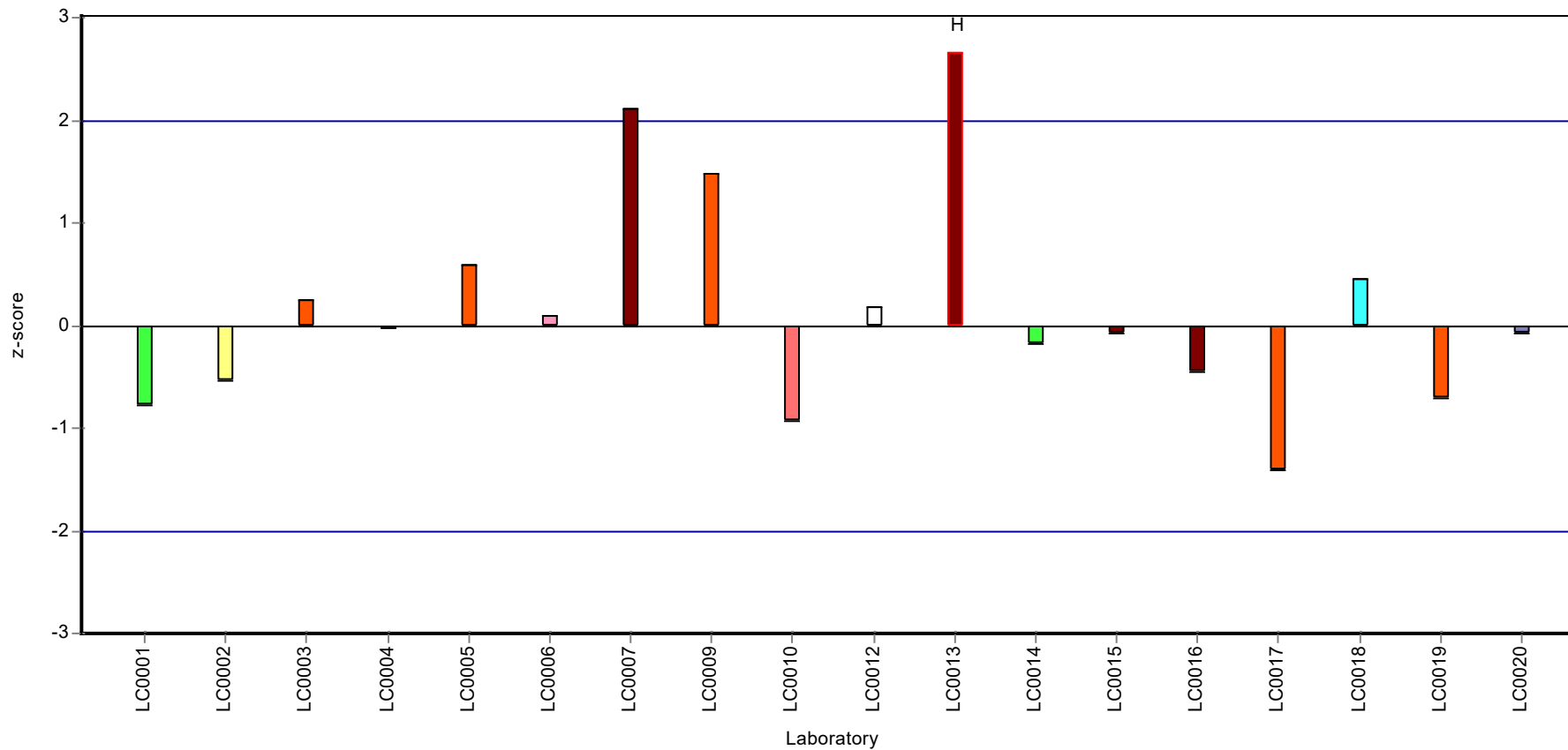




Recovery rate



**Z-score**



## Parameter oriented report

### C63 B

#### Dichloromethane

Unit	µg/l
Assigned value ± U (k=2)	8.95 ± 0.576
Criterion	1.16 (13 %)
Minimum - Maximum	7.4 - 11.7
Control test value ± U (k=2)	9.22 ± 0.922

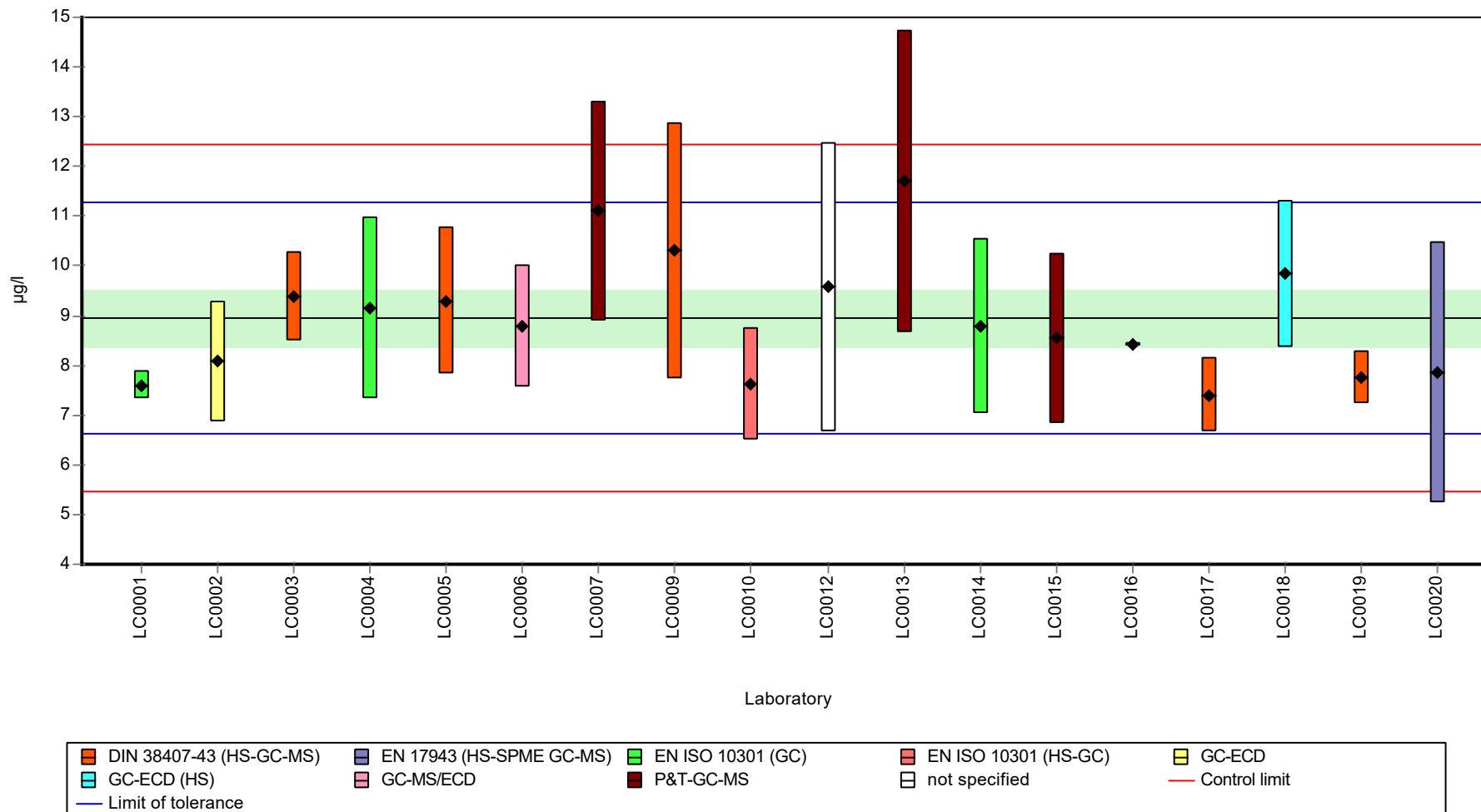
Labcode	Result	± U	Recovery [%]	z-score	Comments
LC0001	7.59	0.283	84.8	-1.17	
LC0002	8.08	1.21	90.3	-0.75	
LC0003	9.37	0.9	105	0.36	
LC0004	9.14	1.83	102	0.16	
LC0005	9.2983	1.4877	104	0.3	
LC0006	8.783	1.23	98.1	-0.15	
LC0007	11.1	2.2	124	1.85	
LC0008	-	-	-	-	
LC0009	10.3	2.58	115	1.16	
LC0010	7.62	1.13	85.1	-1.15	
LC0011	-	-	-	-	
LC0012	9.57	2.9	107	0.53	
LC0013	11.7	3.04	131	2.36	
LC0014	8.78	1.76	98.1	-0.15	
LC0015	8.55	1.71	95.5	-0.35	
LC0016	8.41	0.038	93.9	-0.47	
LC0017	7.4	0.74	82.7	-1.33	
LC0018	9.84	1.48	110	0.76	
LC0019	7.757	0.521	86.6	-1.03	
LC0020	7.86	2.63	87.8	-0.94	

#### Characteristics of parameter

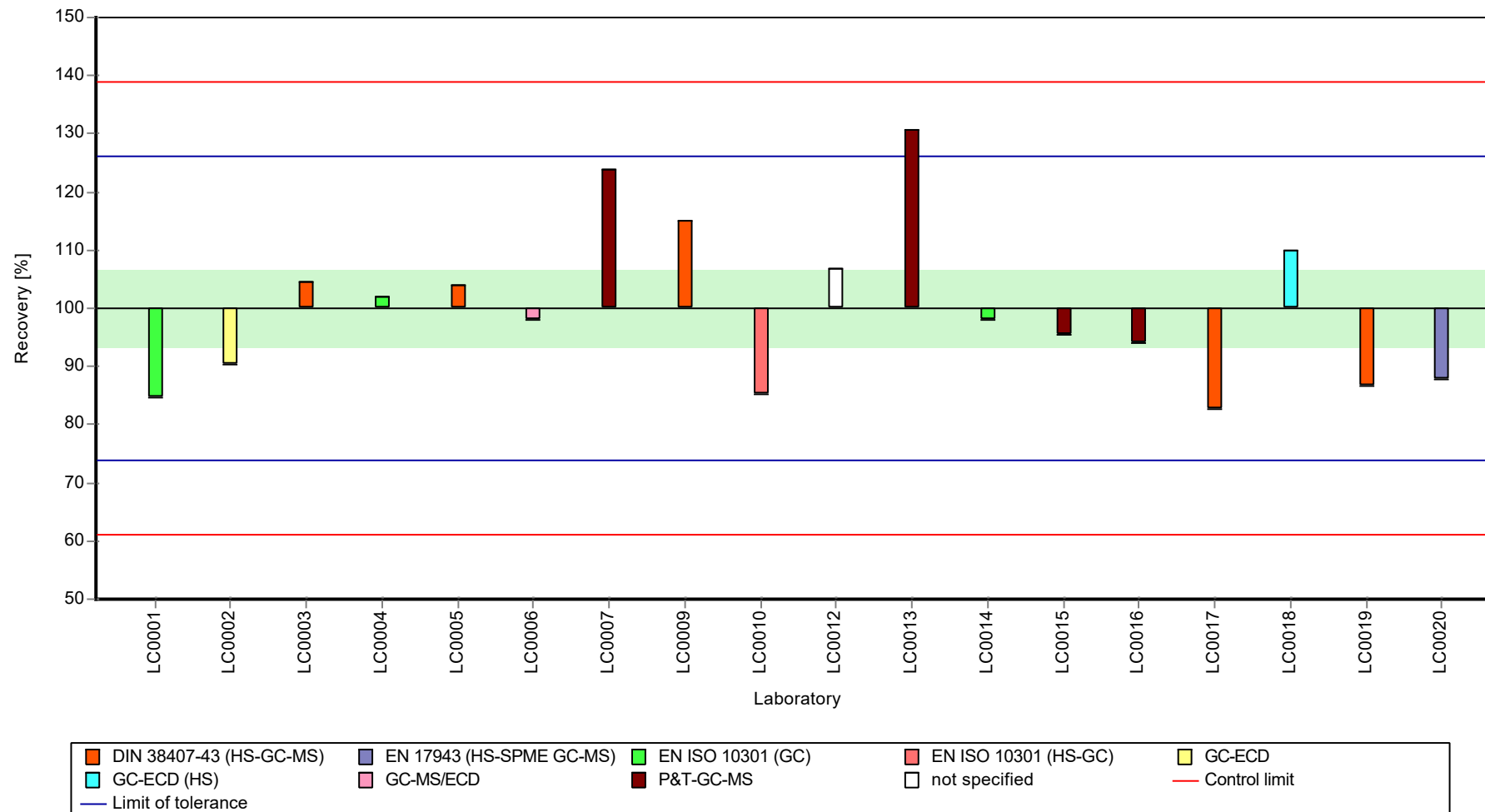
	all results	without outliers	Unit
Mean ± CI (99%)	8.95 ± 0.865	8.95 ± 0.865	µg/l
Minimum	7.4	7.4	µg/l
Maximum	11.7	11.7	µg/l
Standard deviation	1.22	1.22	µg/l
rel. standard deviation	13.7	13.7	%
n	18	18	-

Graphical presentation of results

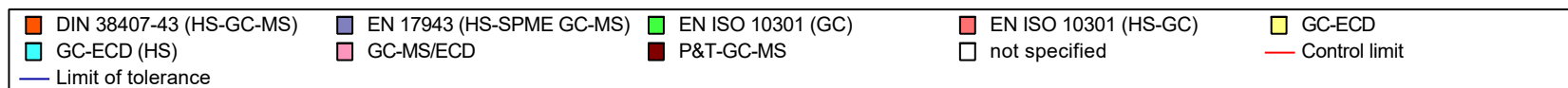
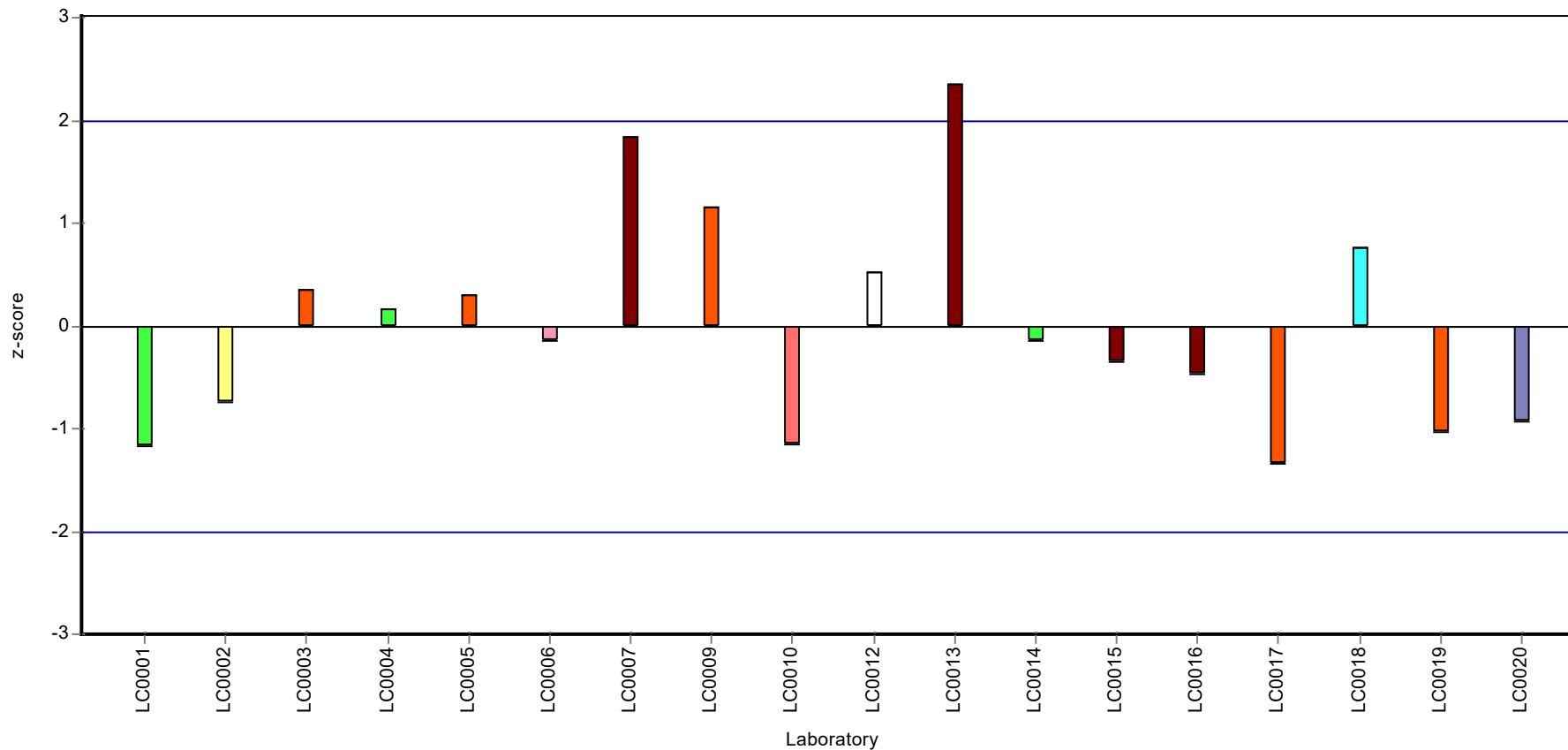
Results



Recovery rate



**Z-score**



## Parameter oriented report

### C63 A

#### Tetrachloroethene

Unit	µg/l
Assigned value ± U (k=2)	0.981 ± 0.0443
Criterion	0.167 (17 %)
Minimum - Maximum	0.86 - 1.22
Control test value ± U (k=2)	1.10 ± 0.11

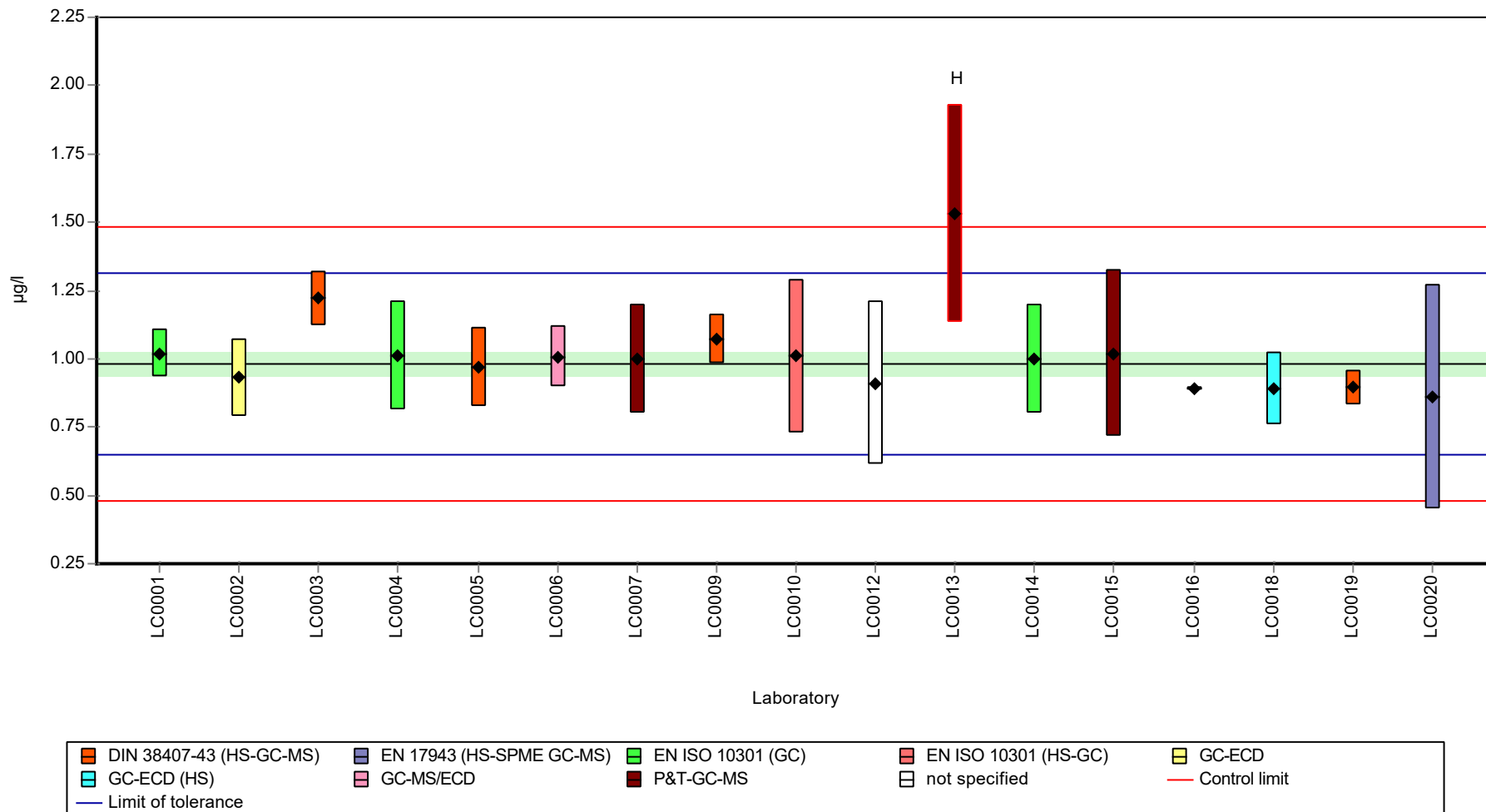
Labcode	Result	± U	Recovery [%]	z-score	Comments
LC0001	1.02	0.09	104	0.23	
LC0002	0.93	0.14	94.8	-0.31	
LC0003	1.22	0.1	124	1.43	
LC0004	1.01	0.2	103	0.17	
LC0005	0.9705	0.1456	98.9	-0.07	
LC0006	1.008	0.112	103	0.16	
LC0007	1	0.2	102	0.11	
LC0008	-	-	-	-	
LC0009	1.07	0.09	109	0.53	
LC0010	1.01	0.28	103	0.17	
LC0011	-	-	-	-	
LC0012	0.91	0.3	92.7	-0.43	
LC0013	1.53	0.4	156	3.29	H
LC0014	1	0.2	102	0.11	
LC0015	1.02	0.306	104	0.23	
LC0016	0.891	0.0062	90.8	-0.54	
LC0017	< 0.5 (LOQ)	-	-	-	FN
LC0018	0.89	0.134	90.7	-0.55	
LC0019	0.894	0.064	91.1	-0.52	
LC0020	0.86	0.41	87.6	-0.73	

#### Characteristics of parameter

	all results	without outliers	Unit
Mean ± CI (99%)	1.01 ± 0.115	0.981 ± 0.0664	µg/l
Minimum	0.86	0.86	µg/l
Maximum	1.53	1.22	µg/l
Standard deviation	0.158	0.0885	µg/l
rel. standard deviation	15.6	9.02	%
n	17	16	-

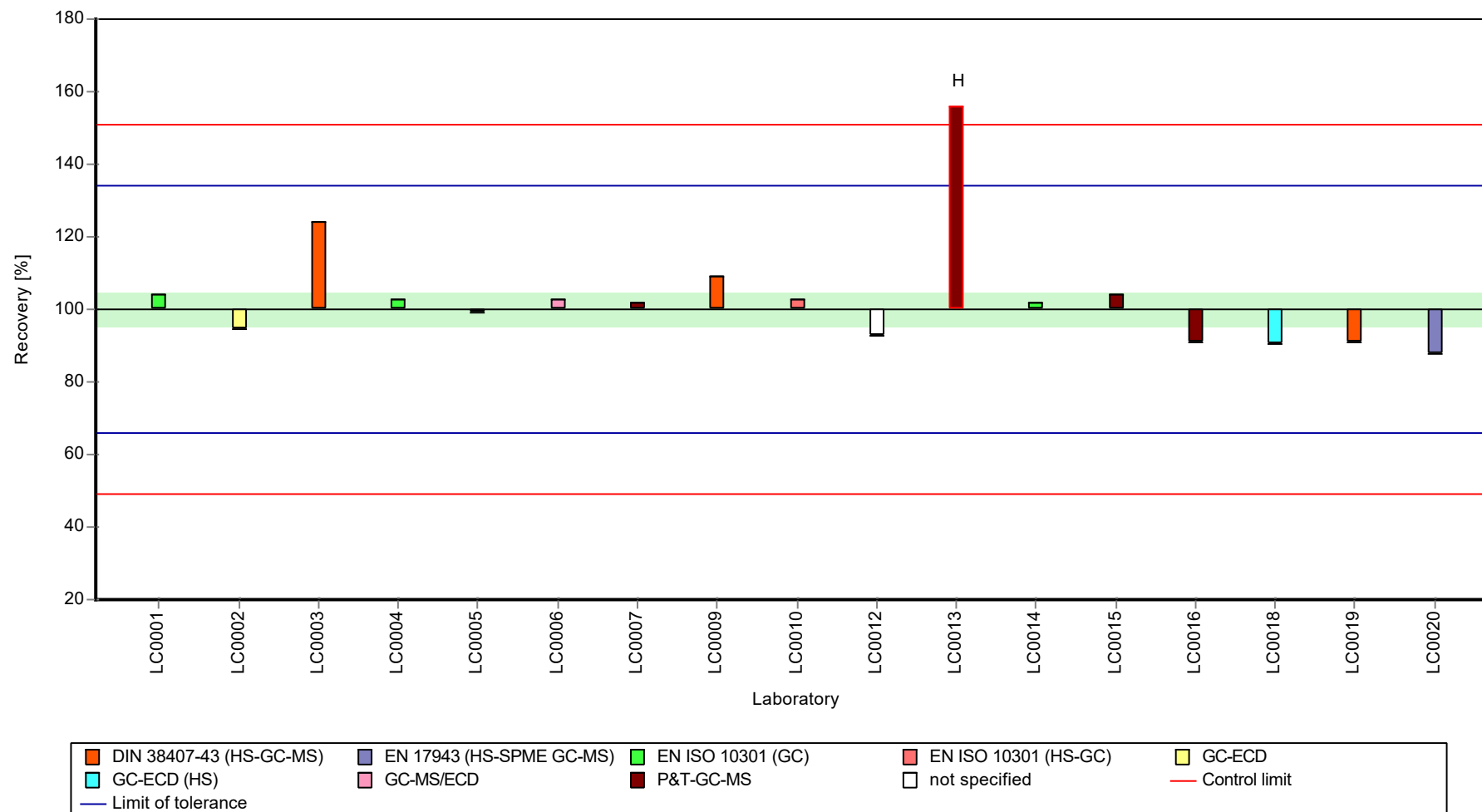
Graphical presentation of results

Results

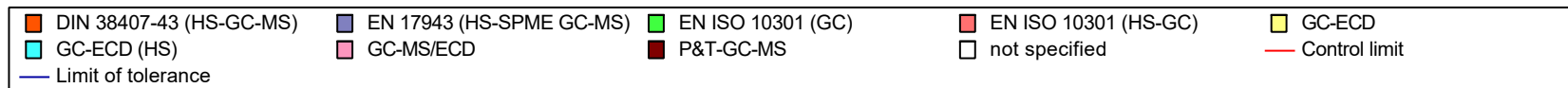
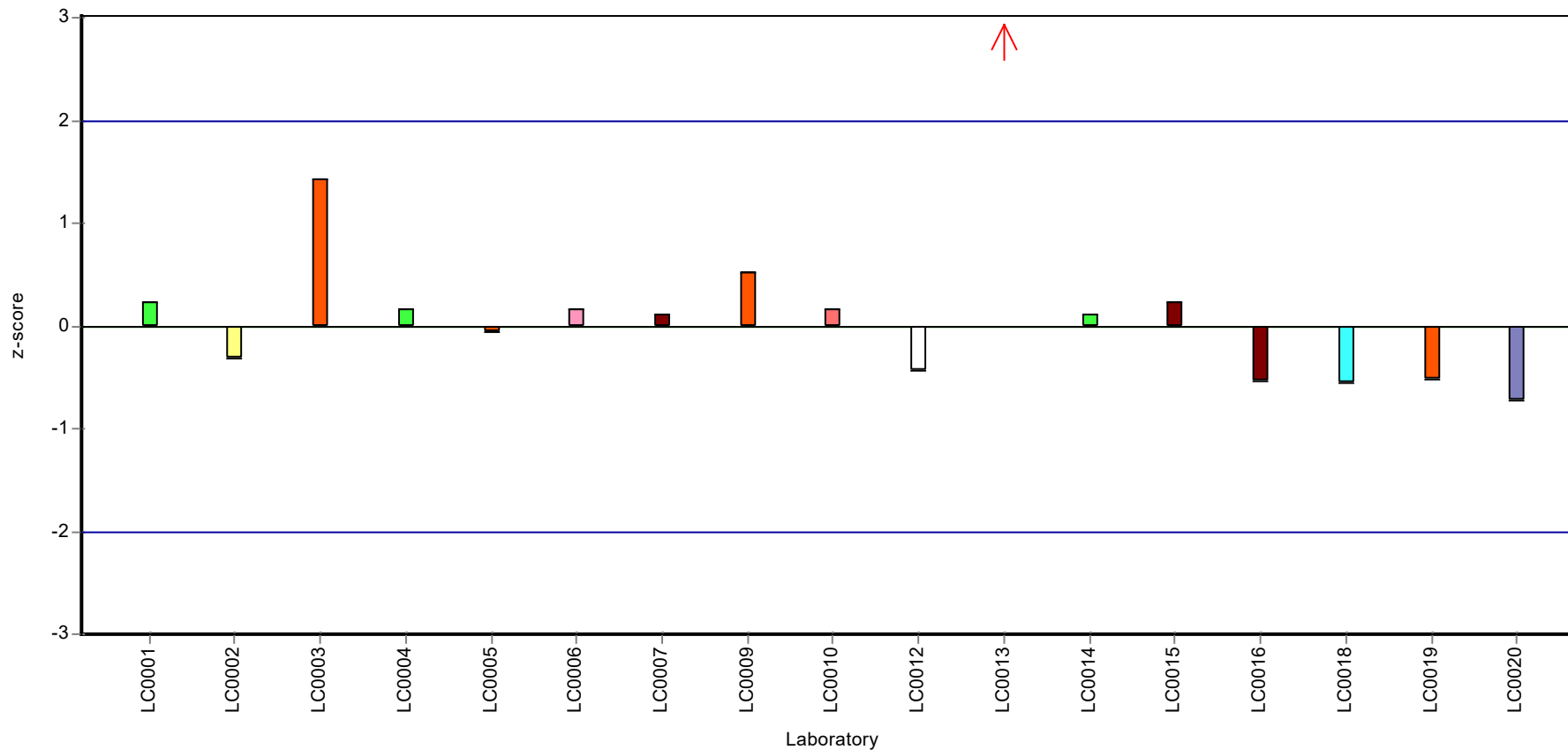




Recovery rate



**Z-score**



## Parameter oriented report

### C63 B

#### Tetrachloroethene

Unit	µg/l
Assigned value ± U (k=2)	6.75 ± 0.208
Criterion	1.15 (17 %)
Minimum - Maximum	5.94 - 7.58
Control test value ± U (k=2)	7.39 ± 0.739

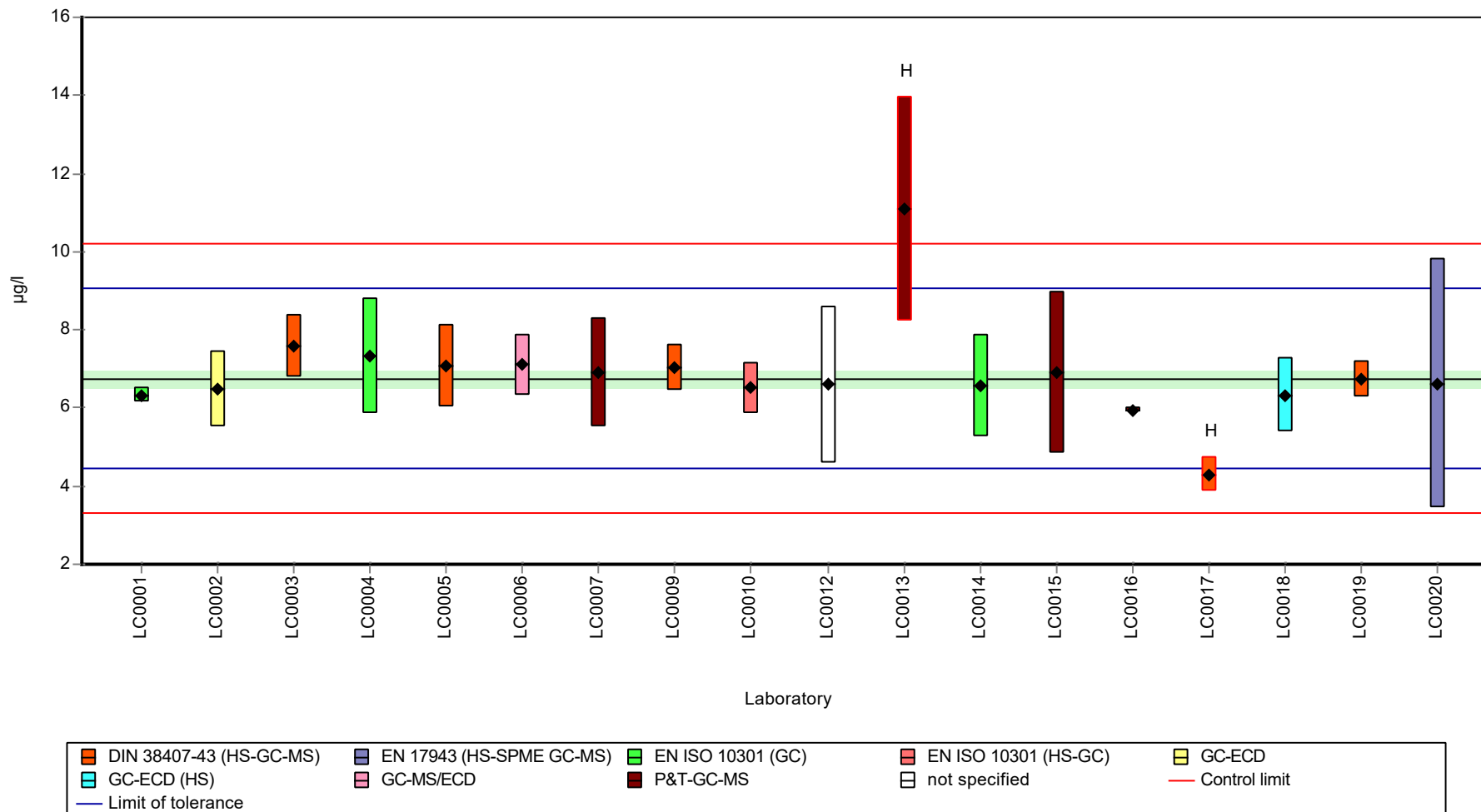
Labcode	Result	± U	Recovery [%]	z-score	Comments
LC0001	6.33	0.178	93.7	-0.37	
LC0002	6.49	0.97	96.1	-0.23	
LC0003	7.58	0.8	112	0.72	
LC0004	7.33	1.47	109	0.5	
LC0005	7.0864	1.063	105	0.29	
LC0006	7.107	0.789	105	0.31	
LC0007	6.9	1.4	102	0.13	
LC0008	-	-	-	-	
LC0009	7.02	0.59	104	0.23	
LC0010	6.52	0.65	96.5	-0.2	
LC0011	-	-	-	-	
LC0012	6.6	2	97.7	-0.14	
LC0013	11.08	2.88	164	3.77	H
LC0014	6.57	1.31	97.3	-0.16	
LC0015	6.91	2.07	102	0.14	
LC0016	5.94	0.0587	87.9	-0.71	
LC0017	4.3	0.43	63.7	-2.14	H
LC0018	6.32	0.949	93.6	-0.38	
LC0019	6.738	0.48	99.8	-0.01	
LC0020	6.63	3.18	98.2	-0.11	

#### Characteristics of parameter

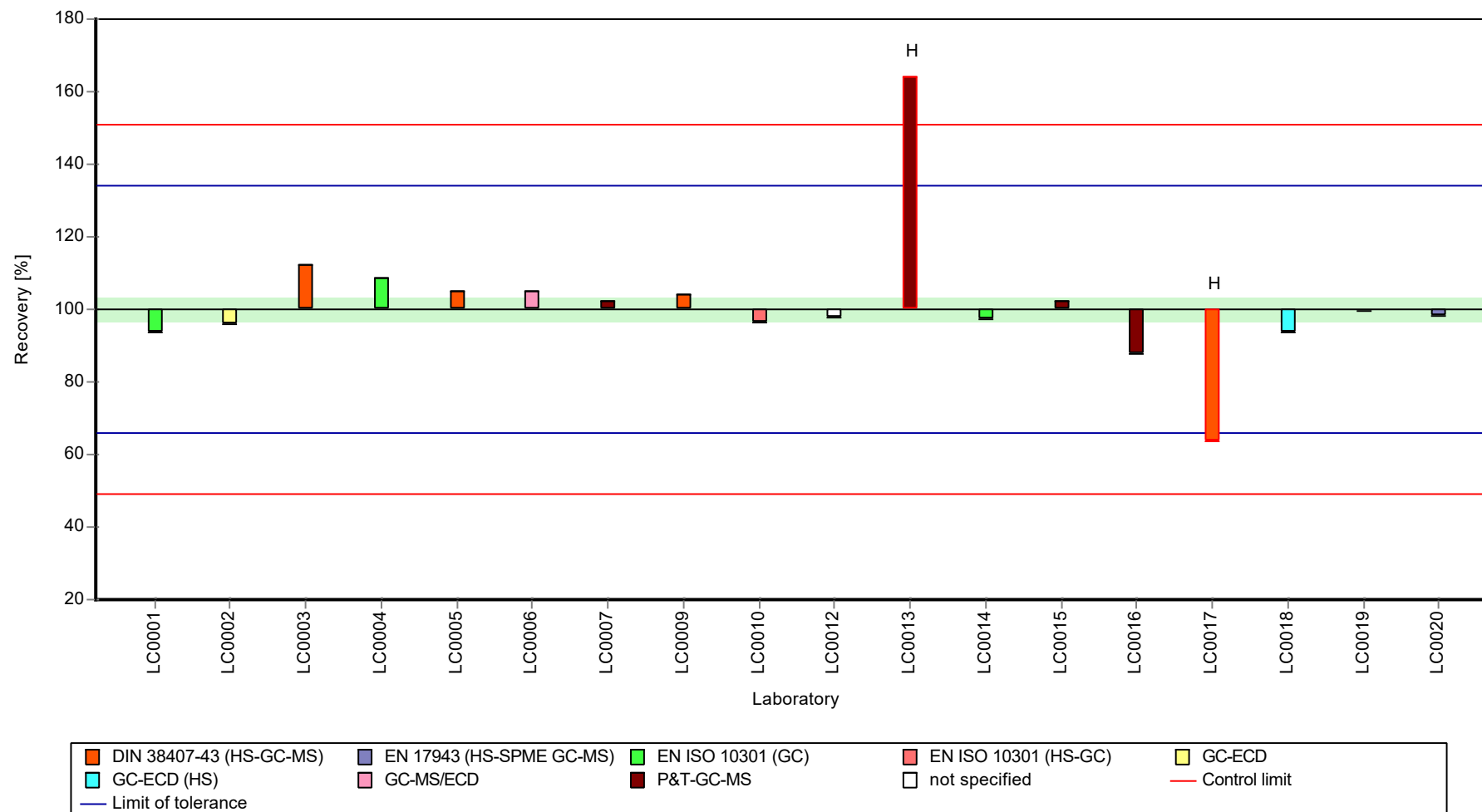
	all results	without outliers	Unit
Mean ± CI (99%)	6.86 ± 0.893	6.75 ± 0.312	µg/l
Minimum	4.3	5.94	µg/l
Maximum	11.1	7.58	µg/l
Standard deviation	1.26	0.416	µg/l
rel. standard deviation	18.4	6.16	%
n	18	16	-

Graphical presentation of results

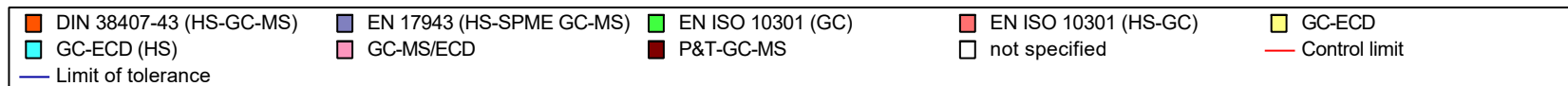
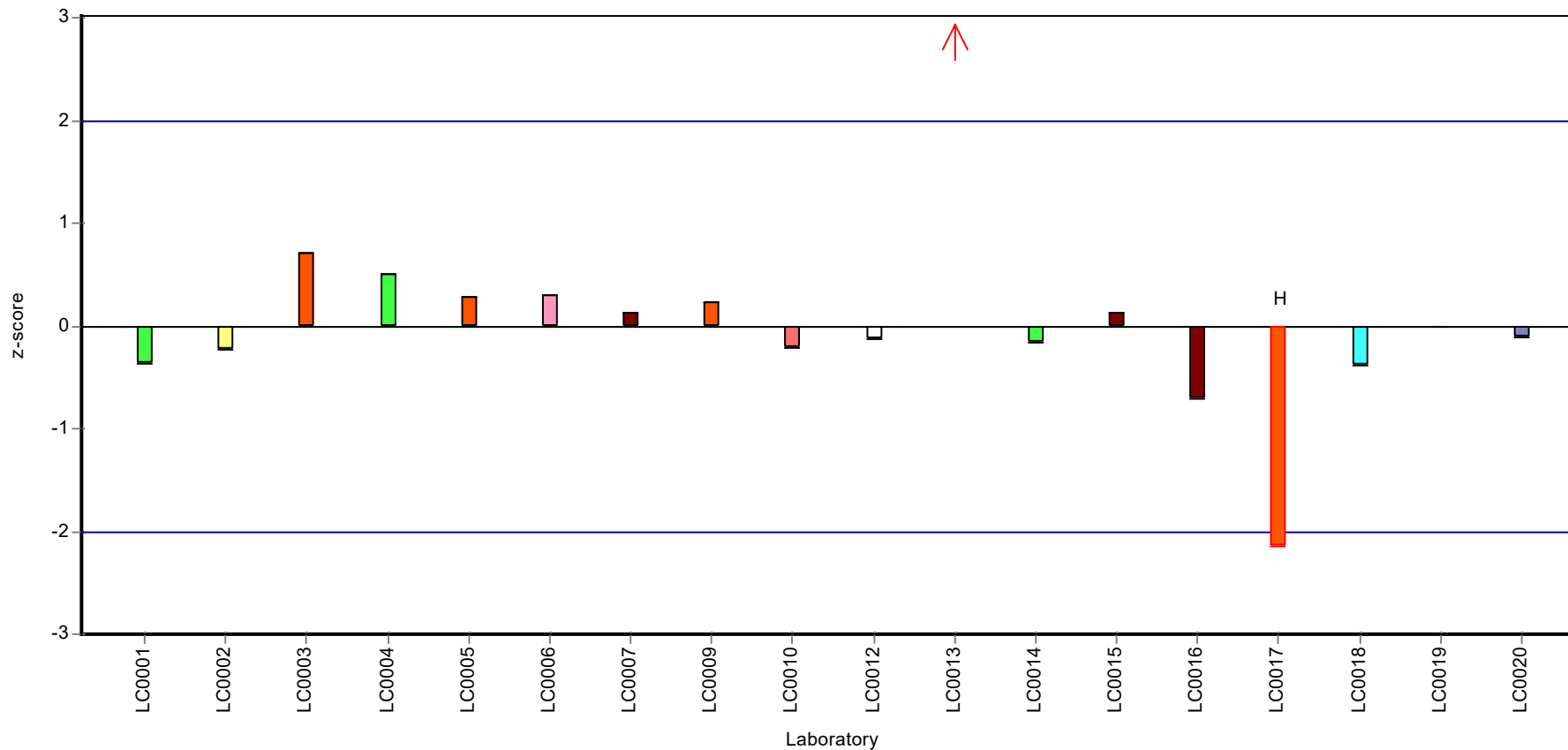
Results



Recovery rate



**Z-score**



## Parameter oriented report

### C63 A

#### Tetrachloromethane

Unit	µg/l
Assigned value ± U (k=2)	1.19 ± 0.126
Criterion	0.191 (16 %)
Minimum - Maximum	0.67 - 1.67
Control test value ± U (k=2)	1.23 ± 0.123

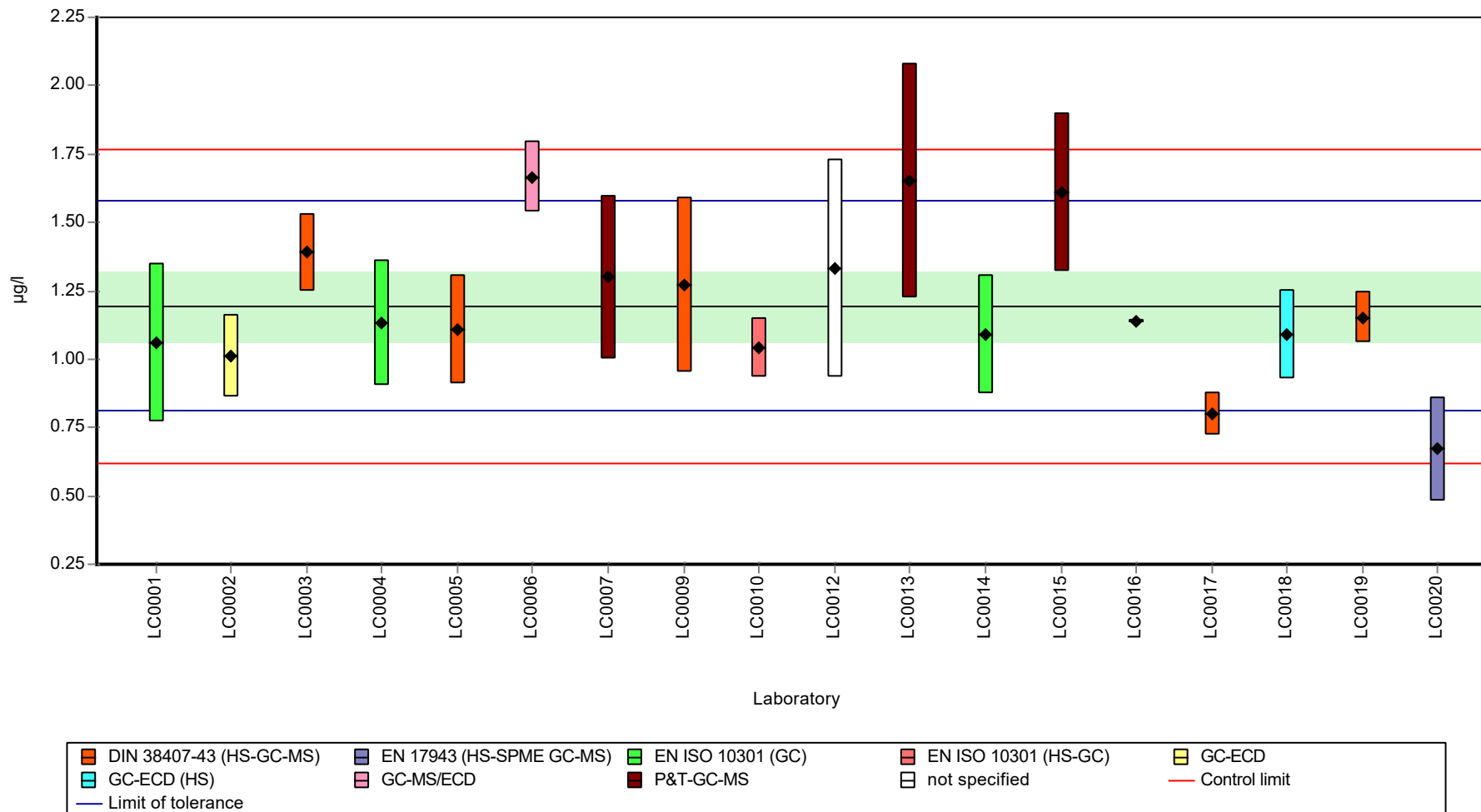
Labcode	Result	± U	Recovery [%]	z-score	Comments
LC0001	1.06	0.289	88.7	-0.7	
LC0002	1.01	0.15	84.5	-0.97	
LC0003	1.39	0.14	116	1.02	
LC0004	1.13	0.23	94.6	-0.34	
LC0005	1.1054	0.199	92.5	-0.47	
LC0006	1.665	0.129	139	2.46	
LC0007	1.3	0.3	109	0.55	
LC0008	-	-	-	-	
LC0009	1.27	0.32	106	0.39	
LC0010	1.04	0.11	87.1	-0.81	
LC0011	-	-	-	-	
LC0012	1.33	0.4	111	0.71	
LC0013	1.65	0.43	138	2.38	
LC0014	1.09	0.22	91.2	-0.55	
LC0015	1.61	0.29	135	2.17	
LC0016	1.14	0.0052	95.4	-0.29	
LC0017	0.8	0.08	67	-2.06	
LC0018	1.09	0.163	91.2	-0.55	
LC0019	1.153	0.093	96.5	-0.22	
LC0020	0.67	0.19	56.1	-2.74	

#### Characteristics of parameter

	all results	without outliers	Unit
Mean ± CI (99%)	1.19 ± 0.189	1.19 ± 0.189	µg/l
Minimum	0.67	0.67	µg/l
Maximum	1.67	1.67	µg/l
Standard deviation	0.268	0.268	µg/l
rel. standard deviation	22.4	22.4	%
n	18	18	-

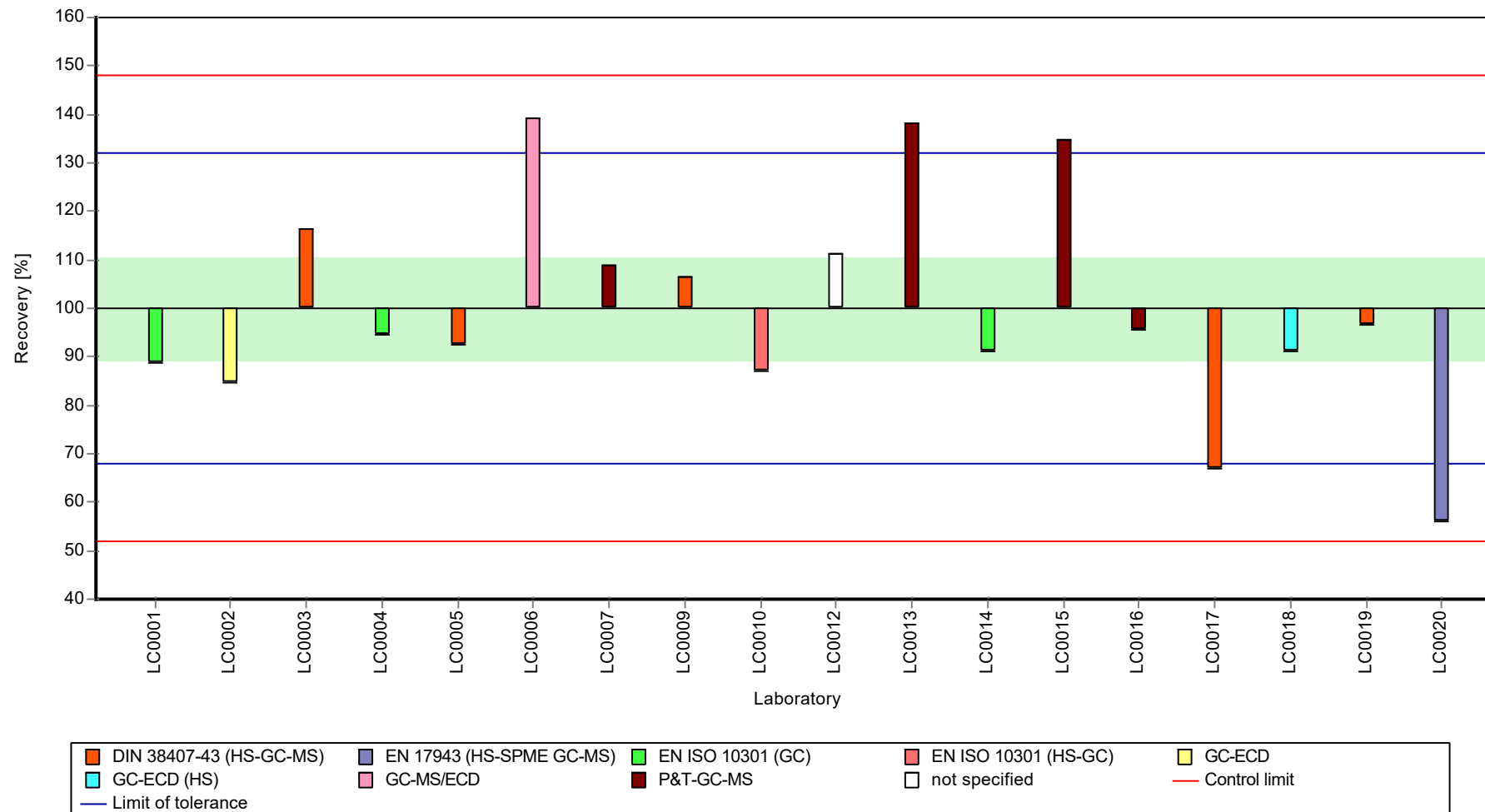
Graphical presentation of results

Results

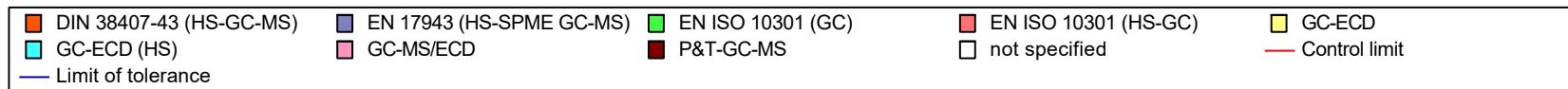
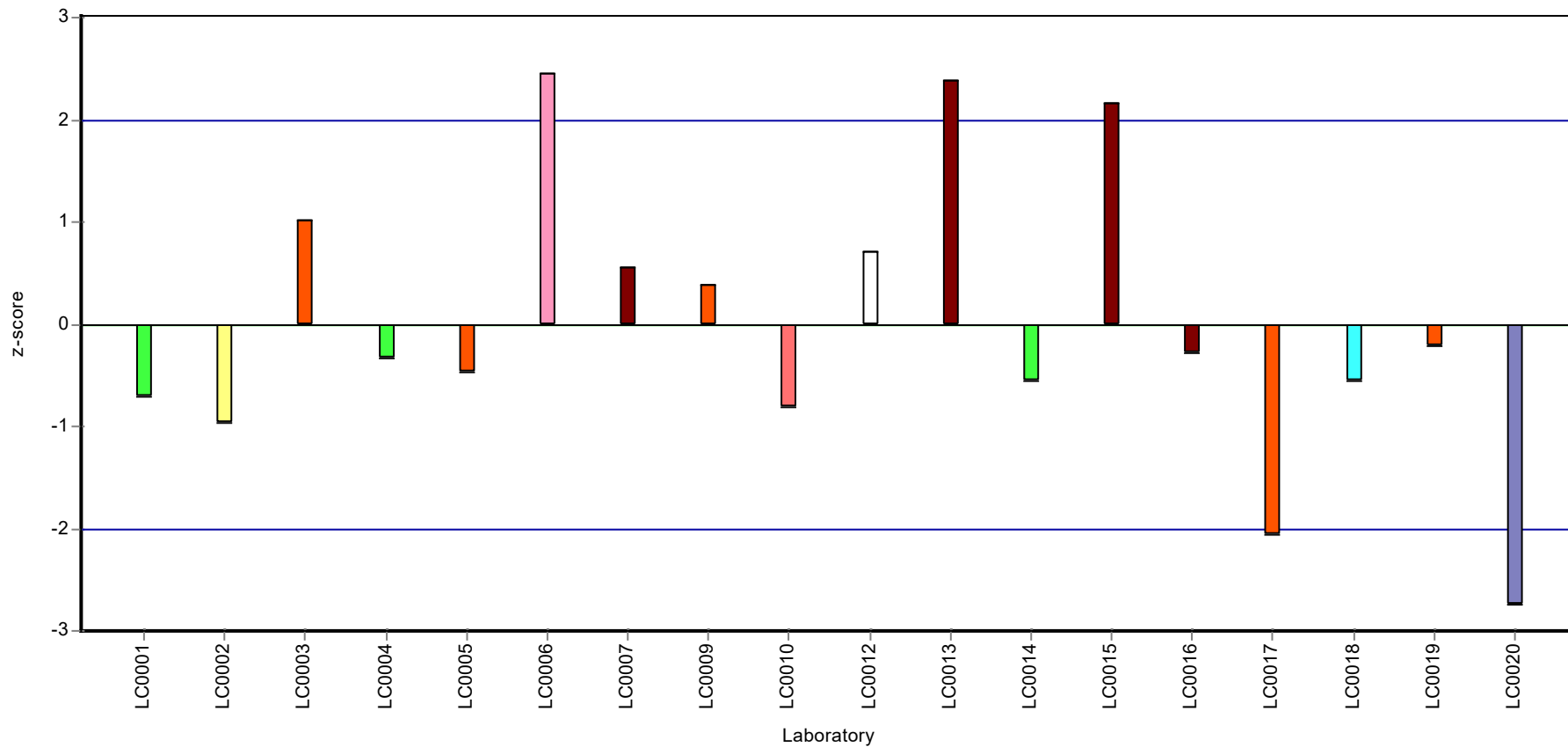




Recovery rate



**Z-score**



Parameter oriented report Volatile halogenated hydrocarbons (VHH) - C63

Sample: C63B, Parameter: Tetrachloromethane

## Parameter oriented report

### C63 B

#### Tetrachloromethane

Unit	µg/l
Assigned value ± U (k=2)	5.31 ± 0.583
Criterion	0.85 (16 %)
Minimum - Maximum	2.84 - 7.65
Control test value ± U (k=2)	5.29 ± 0.529

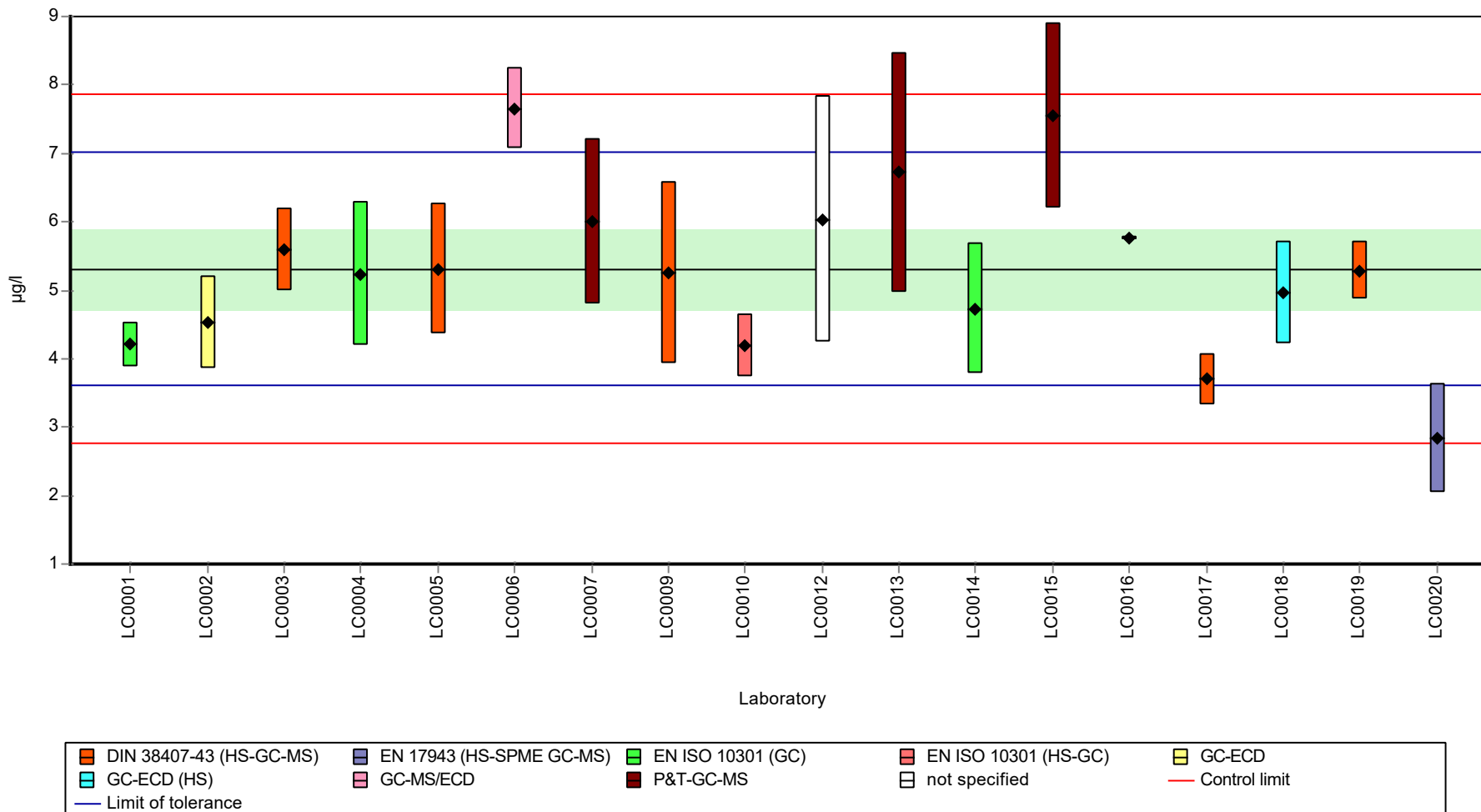
Labcode	Result	± U	Recovery [%]	z-score	Comments
LC0001	4.21	0.329	79.3	-1.29	
LC0002	4.53	0.68	85.3	-0.92	
LC0003	5.6	0.6	105	0.34	
LC0004	5.24	1.05	98.7	-0.08	
LC0005	5.3062	0.9551	99.9	0.00	
LC0006	7.653	0.594	144	2.76	
LC0007	6	1.2	113	0.81	
LC0008	-	-	-	-	
LC0009	5.26	1.33	99.1	-0.06	
LC0010	4.18	0.46	78.7	-1.33	
LC0011	-	-	-	-	
LC0012	6.03	1.8	114	0.85	
LC0013	6.72	1.75	127	1.66	
LC0014	4.73	0.95	89.1	-0.68	
LC0015	7.55	1.36	142	2.64	
LC0016	5.76	0.0145	108	0.53	
LC0017	3.7	0.37	69.7	-1.89	
LC0018	4.97	0.746	93.6	-0.4	
LC0019	5.29	0.427	99.6	-0.02	
LC0020	2.84	0.8	53.5	-2.91	

#### Characteristics of parameter

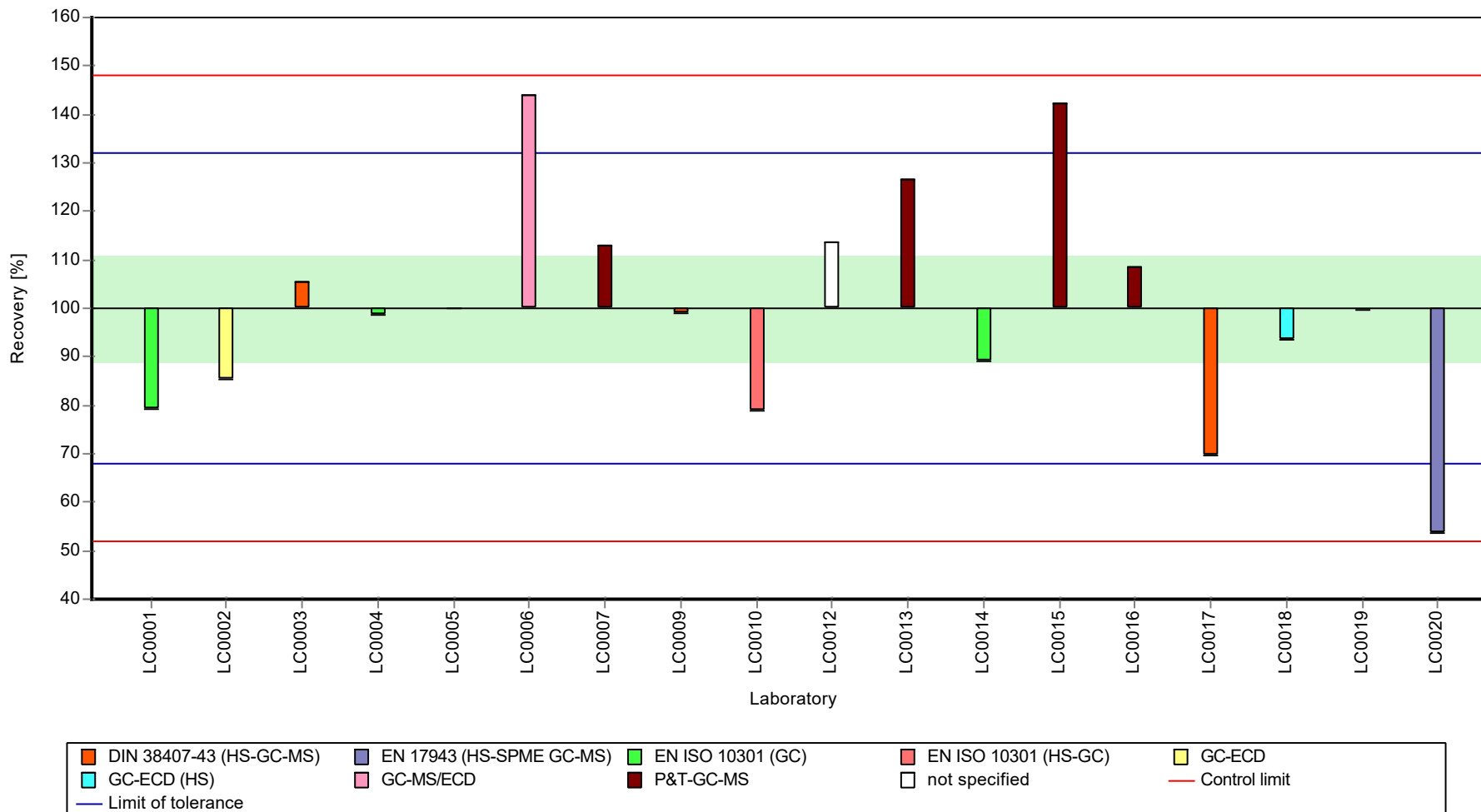
	all results	without outliers	Unit
Mean ± CI (99%)	5.31 ± 0.875	5.31 ± 0.875	µg/l
Minimum	2.84	2.84	µg/l
Maximum	7.65	7.65	µg/l
Standard deviation	1.24	1.24	µg/l
rel. standard deviation	23.3	23.3	%
n	18	18	-

Graphical presentation of results

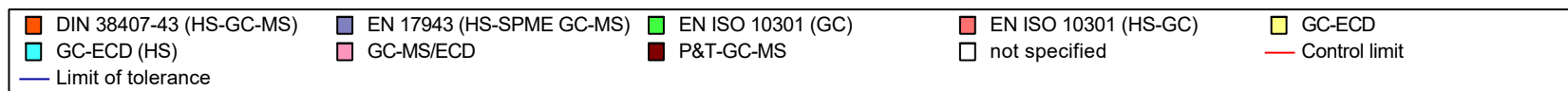
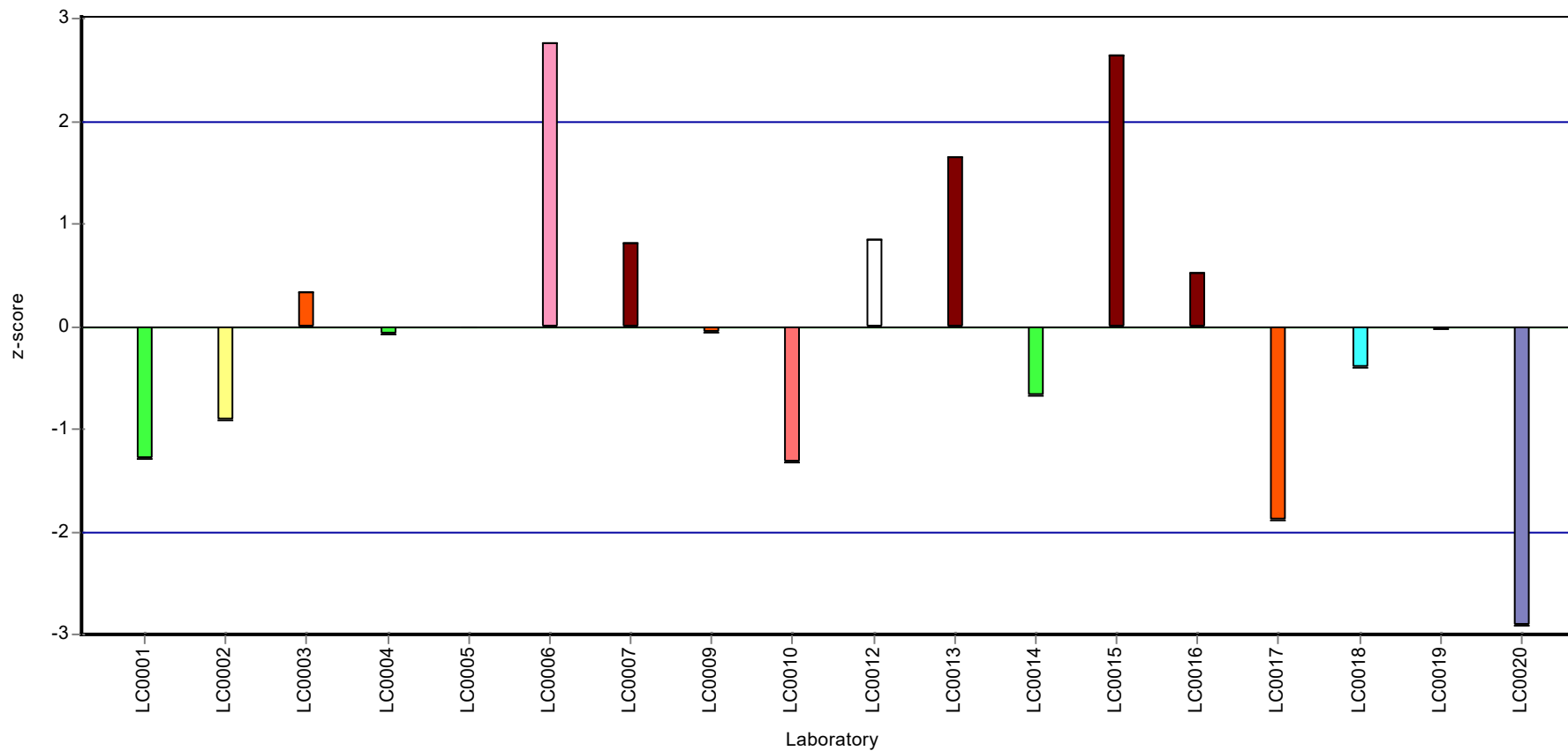
Results



Recovery rate



**Z-score**



## Parameter oriented report

### C63 A

#### trans-1,2-Dichloroethene

Unit	µg/l
Assigned value ± U (k=2)	1.37 ± 0.165
Criterion	0.274 (20 %)
Minimum - Maximum	0.56 - 1.97
Control test value ± U (k=2)	1.37 ± 0.137

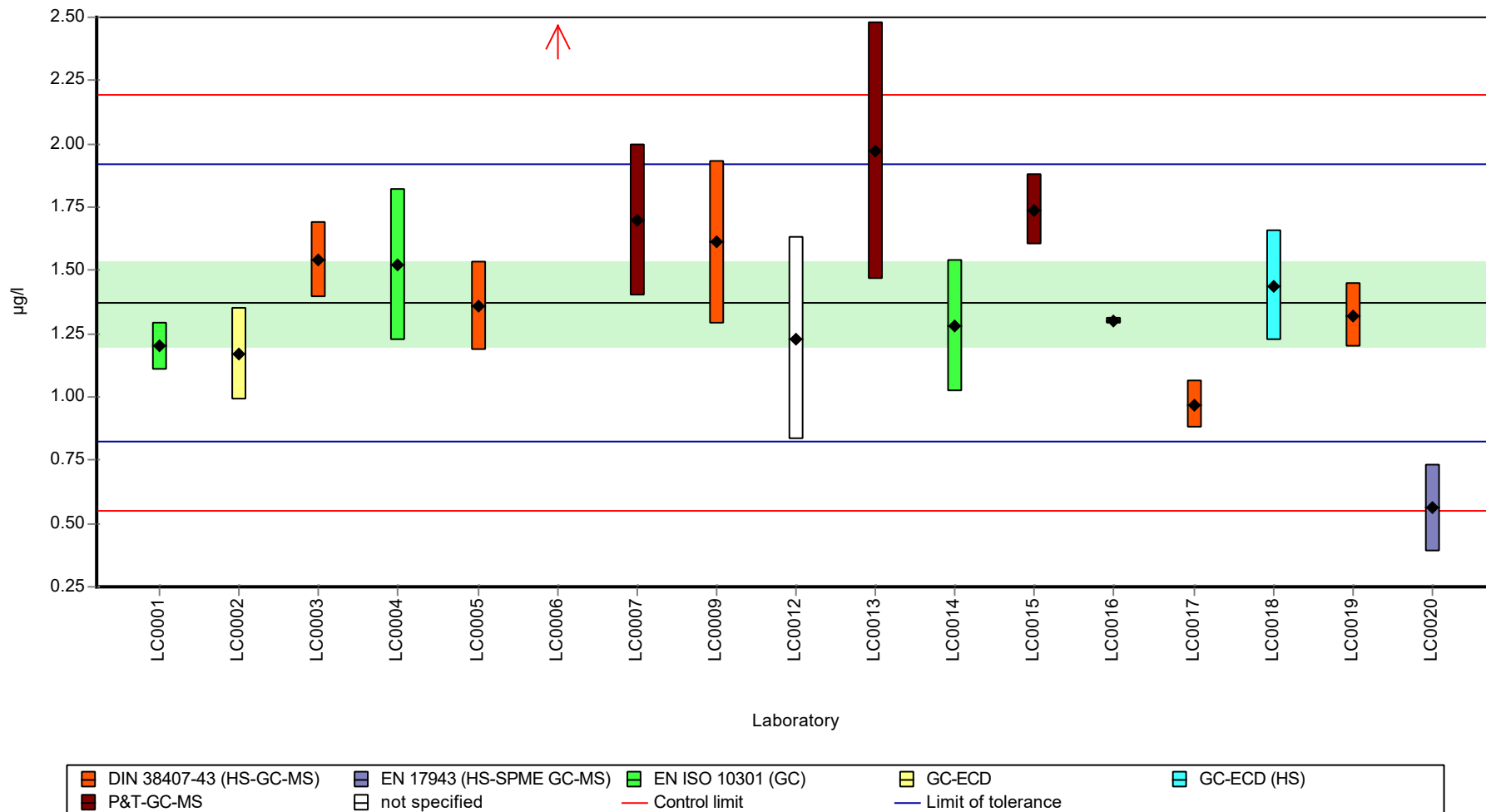
Labcode	Result	± U	Recovery [%]	z-score	Comments
LC0001	1.2	0.093	87.6	-0.62	
LC0002	1.17	0.18	85.4	-0.73	
LC0003	1.54	0.15	112	0.62	
LC0004	1.52	0.3	111	0.55	
LC0005	1.3586	0.1766	99.2	-0.04	
LC0006	3.597	0.583	263	8.13	H
LC0007	1.7	0.3	124	1.21	
LC0008	-	-	-	-	
LC0009	1.61	0.32	118	0.88	
LC0010	-	-	-	-	
LC0011	-	-	-	-	
LC0012	1.23	0.4	89.8	-0.51	
LC0013	1.97	0.51	144	2.19	
LC0014	1.28	0.26	93.5	-0.33	
LC0015	1.74	0.139	127	1.35	
LC0016	1.3	0.0128	94.9	-0.25	
LC0017	0.97	0.097	70.8	-1.46	
LC0018	1.44	0.216	105	0.26	
LC0019	1.322	0.128	96.5	-0.17	
LC0020	0.56	0.17	40.9	-2.96	

#### Characteristics of parameter

	all results	without outliers	Unit
Mean ± CI (99%)	1.5 ± 0.457	1.37 ± 0.248	µg/l
Minimum	0.56	0.56	µg/l
Maximum	3.6	1.97	µg/l
Standard deviation	0.628	0.331	µg/l
rel. standard deviation	41.9	24.1	%
n	17	16	-

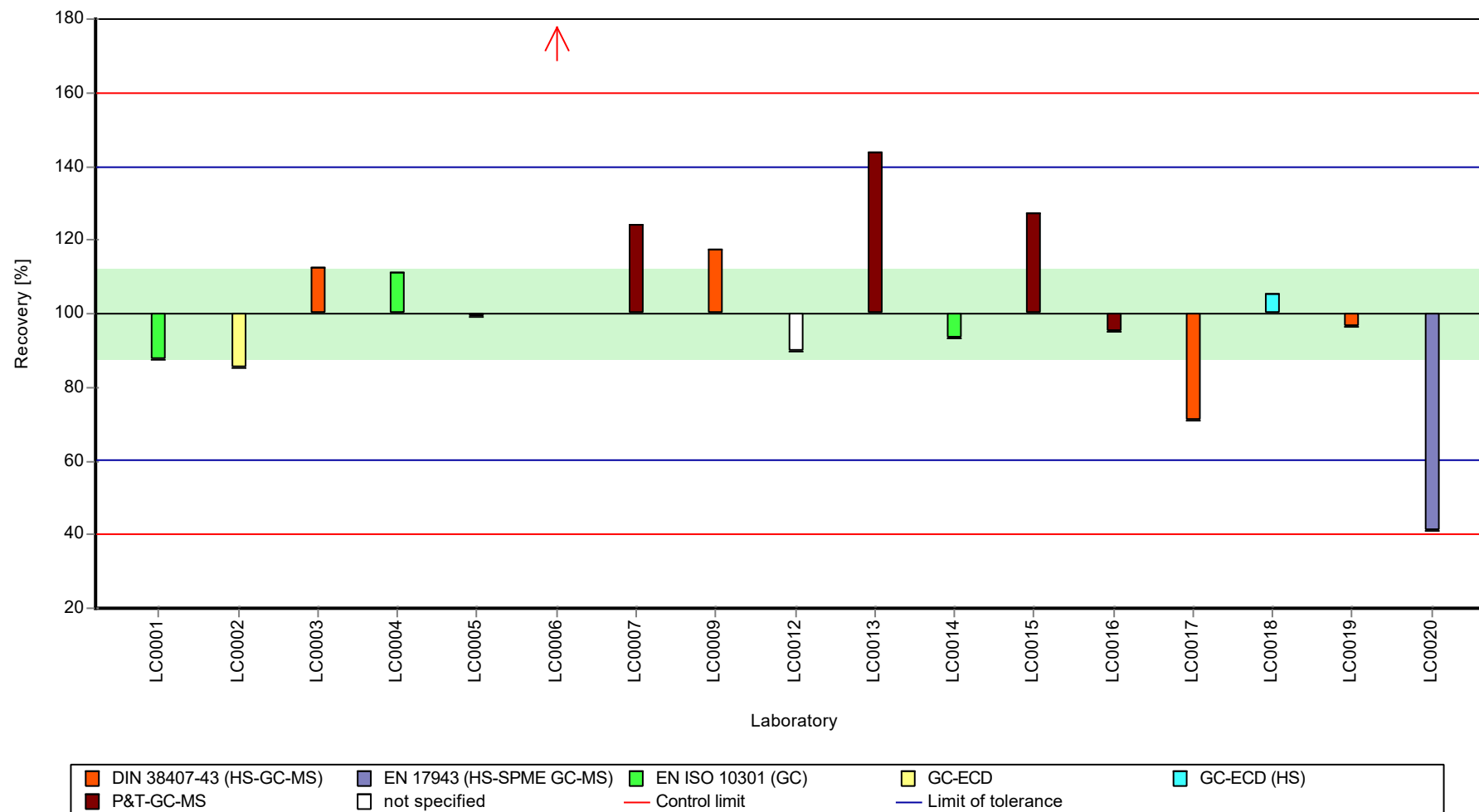
Graphical presentation of results

Results

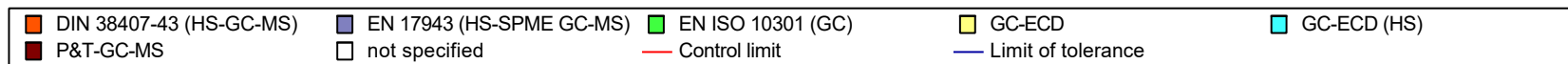
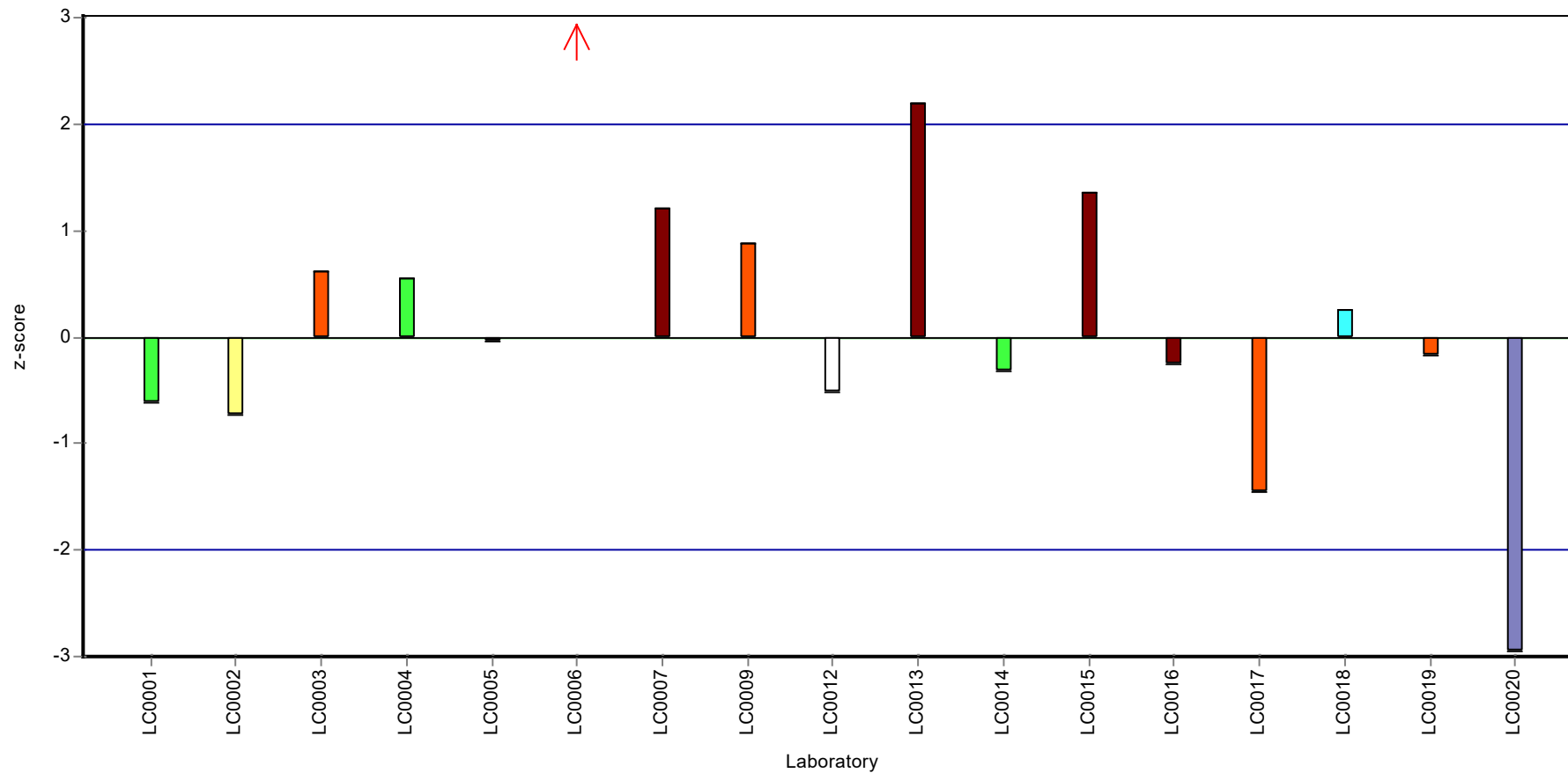




Recovery rate



**Z-score**



## Parameter oriented report

### C63 B

#### trans-1,2-Dichloroethene

Unit	µg/l
Assigned value ± U (k=2)	4.56 ± 0.384
Criterion	0.913 (20 %)
Minimum - Maximum	3.3 - 6.24
Control test value ± U (k=2)	4.39 ± 0.439

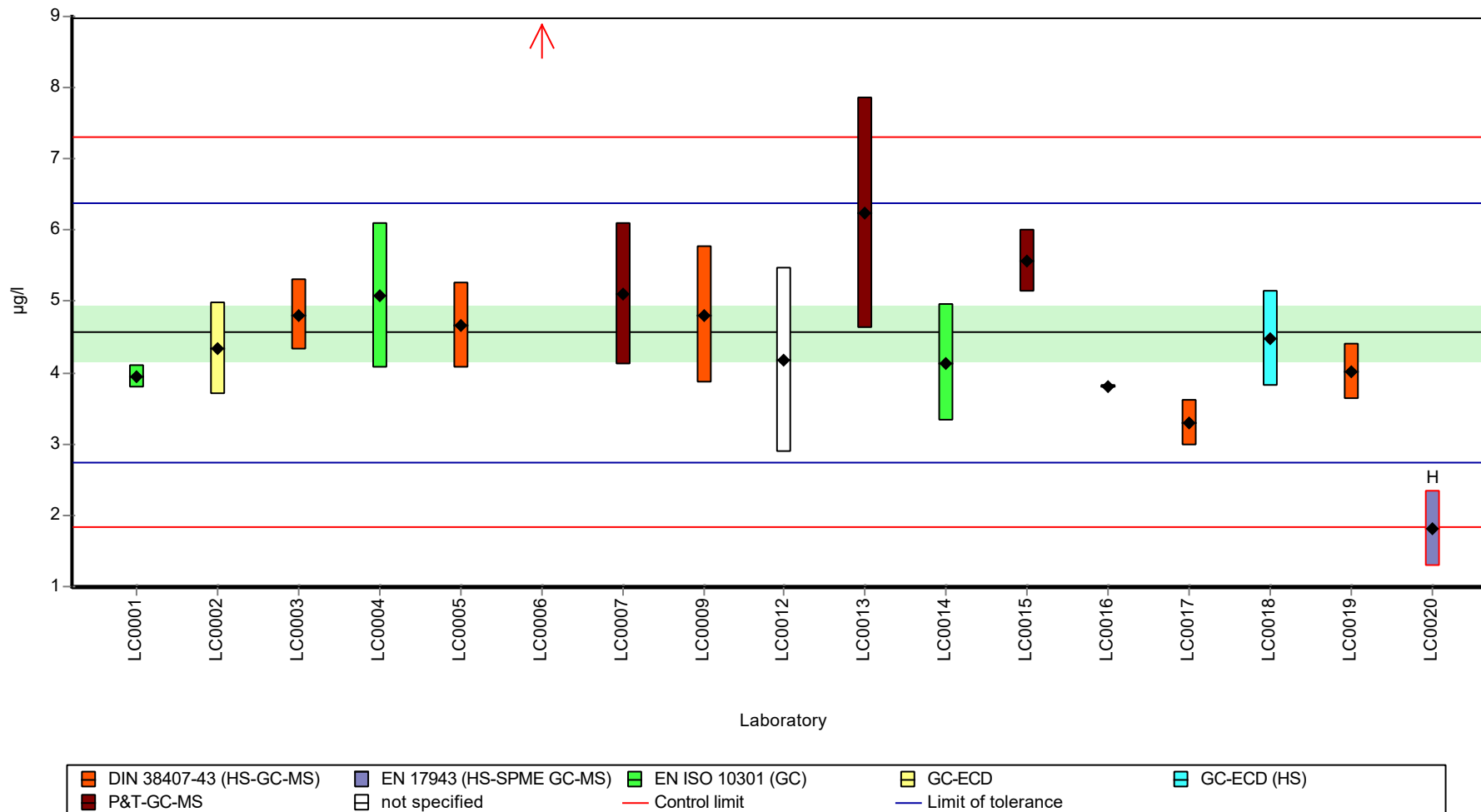
Labcode	Result	± U	Recovery [%]	z-score	Comments
LC0001	3.95	0.163	86.6	-0.67	
LC0002	4.33	0.65	94.9	-0.26	
LC0003	4.81	0.5	105	0.27	
LC0004	5.08	1.02	111	0.57	
LC0005	4.6573	0.6055	102	0.1	
LC0006	11.623	1.883	255	7.74	H
LC0007	5.1	1	112	0.59	
LC0008	-	-	-	-	
LC0009	4.81	0.96	105	0.27	
LC0010	-	-	-	-	
LC0011	-	-	-	-	
LC0012	4.17	1.3	91.4	-0.43	
LC0013	6.24	1.62	137	1.84	
LC0014	4.14	0.83	90.7	-0.46	
LC0015	5.57	0.446	122	1.1	
LC0016	3.8	0.0184	83.3	-0.84	
LC0017	3.3	0.33	72.3	-1.38	
LC0018	4.47	0.67	98	-0.1	
LC0019	4.02	0.39	88.1	-0.59	
LC0020	1.81	0.54	39.7	-3.02	H

#### Characteristics of parameter

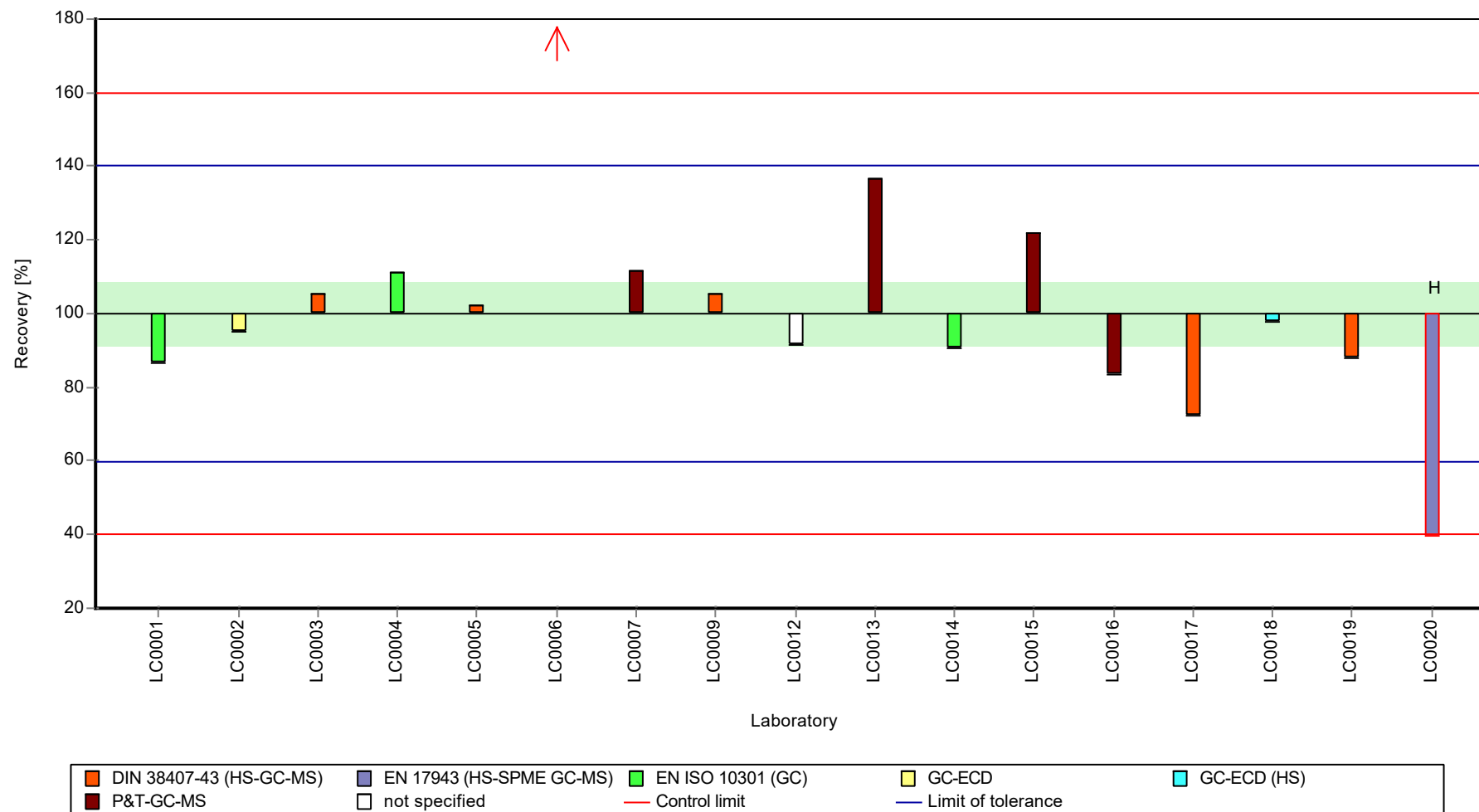
	all results	without outliers	Unit
Mean ± CI (99%)	4.82 ± 1.46	4.56 ± 0.577	µg/l
Minimum	1.81	3.3	µg/l
Maximum	11.6	6.24	µg/l
Standard deviation	2	0.744	µg/l
rel. standard deviation	41.6	16.3	%
n	17	15	-

Graphical presentation of results

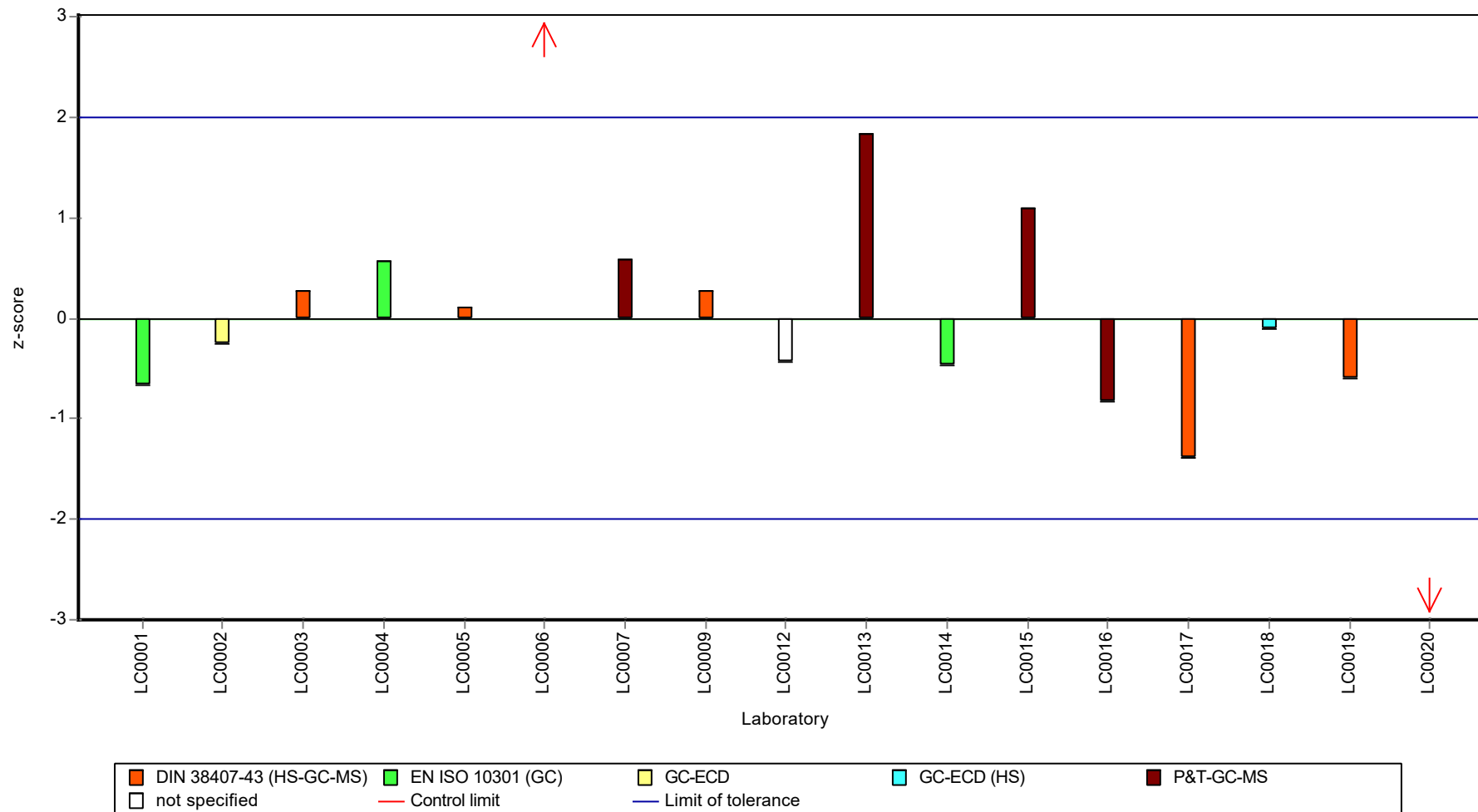
Results



Recovery rate



**Z-score**



## Parameter oriented report

### C63 A

#### Tribromomethane

Unit	µg/l
Assigned value ± U (k=2)	2.23 ± 0.146
Criterion	0.268 (12 %)
Minimum - Maximum	1.5 - 2.8
Control test value ± U (k=2)	2.43 ± 0.243

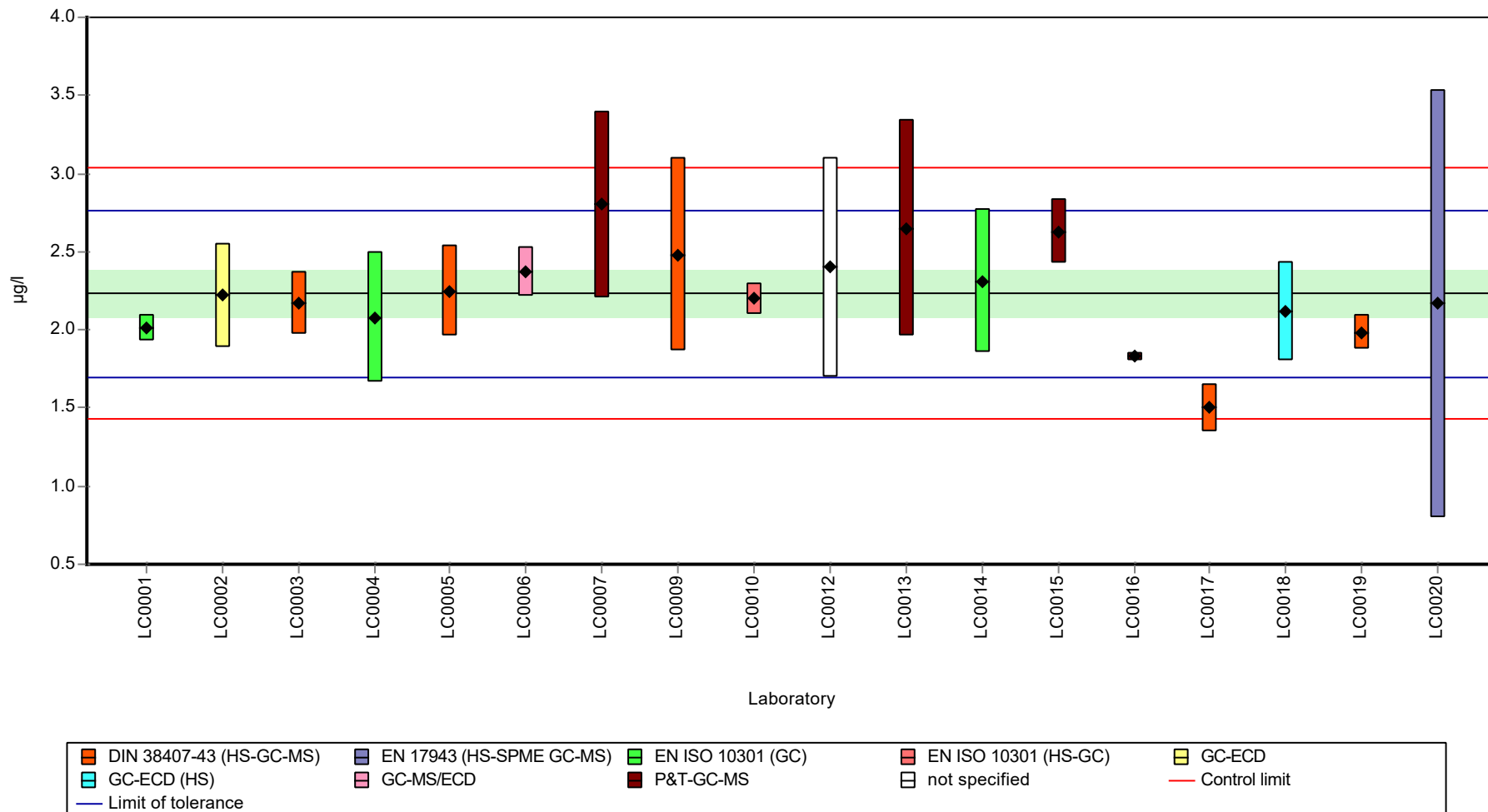
Labcode	Result	± U	Recovery [%]	z-score	Comments
LC0001	2.01	0.086	90.1	-0.83	
LC0002	2.22	0.33	99.5	-0.04	
LC0003	2.17	0.2	97.2	-0.23	
LC0004	2.08	0.42	93.2	-0.57	
LC0005	2.2489	0.2924	101	0.06	
LC0006	2.374	0.161	106	0.53	
LC0007	2.8	0.6	125	2.12	
LC0008	-	-	-	-	
LC0009	2.48	0.62	111	0.93	
LC0010	2.2	0.1	98.6	-0.12	
LC0011	-	-	-	-	
LC0012	2.4	0.7	108	0.63	
LC0013	2.65	0.69	119	1.56	
LC0014	2.31	0.46	103	0.29	
LC0015	2.63	0.21	118	1.49	
LC0016	1.83	0.028	82	-1.5	
LC0017	1.5	0.15	67.2	-2.73	
LC0018	2.12	0.318	95	-0.42	
LC0019	1.984	0.113	88.9	-0.93	
LC0020	2.17	1.37	97.2	-0.23	

#### Characteristics of parameter

	all results	without outliers	Unit
Mean ± CI (99%)	2.23 ± 0.219	2.23 ± 0.219	µg/l
Minimum	1.5	1.5	µg/l
Maximum	2.8	2.8	µg/l
Standard deviation	0.309	0.309	µg/l
rel. standard deviation	13.9	13.9	%
n	18	18	-

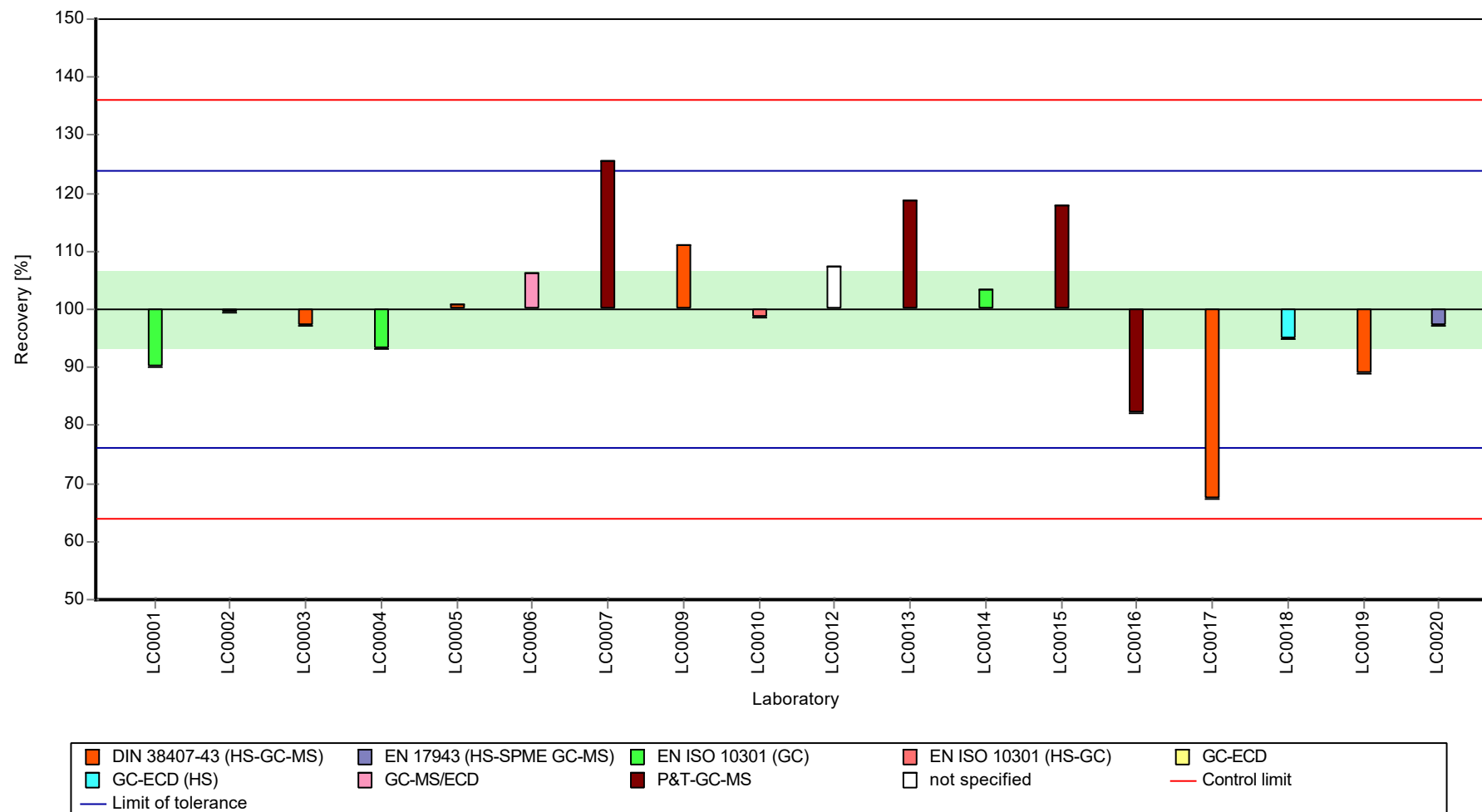
Graphical presentation of results

Results

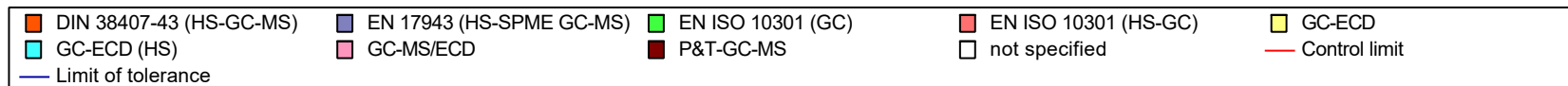
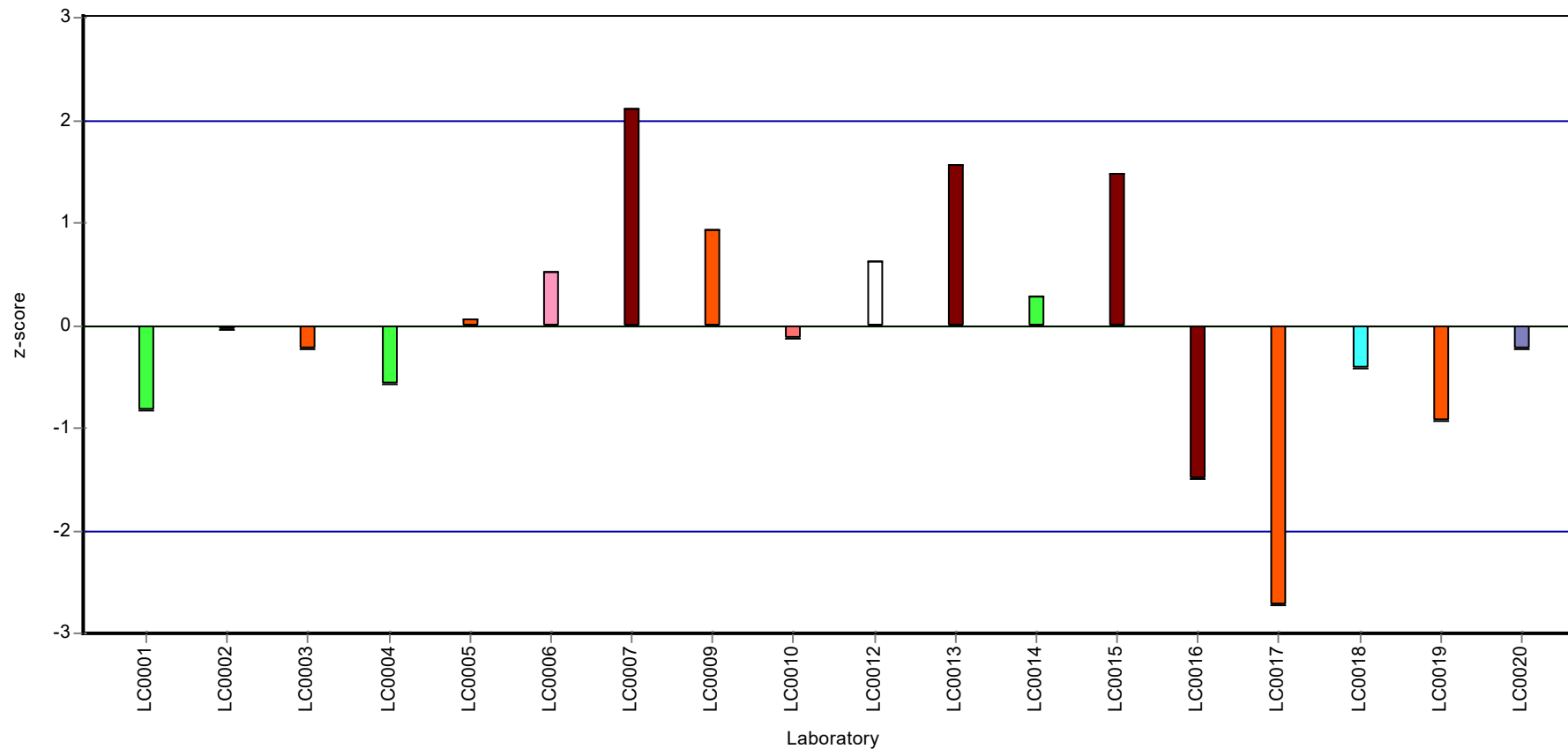




Recovery rate



**Z-score**



## Parameter oriented report

### C63 B

#### Tribromomethane

Unit	µg/l
Assigned value ± U (k=2)	4.8 ± 0.385
Criterion	0.576 (12 %)
Minimum - Maximum	3.3 - 6.7
Control test value ± U (k=2)	5.41 ± 0.541

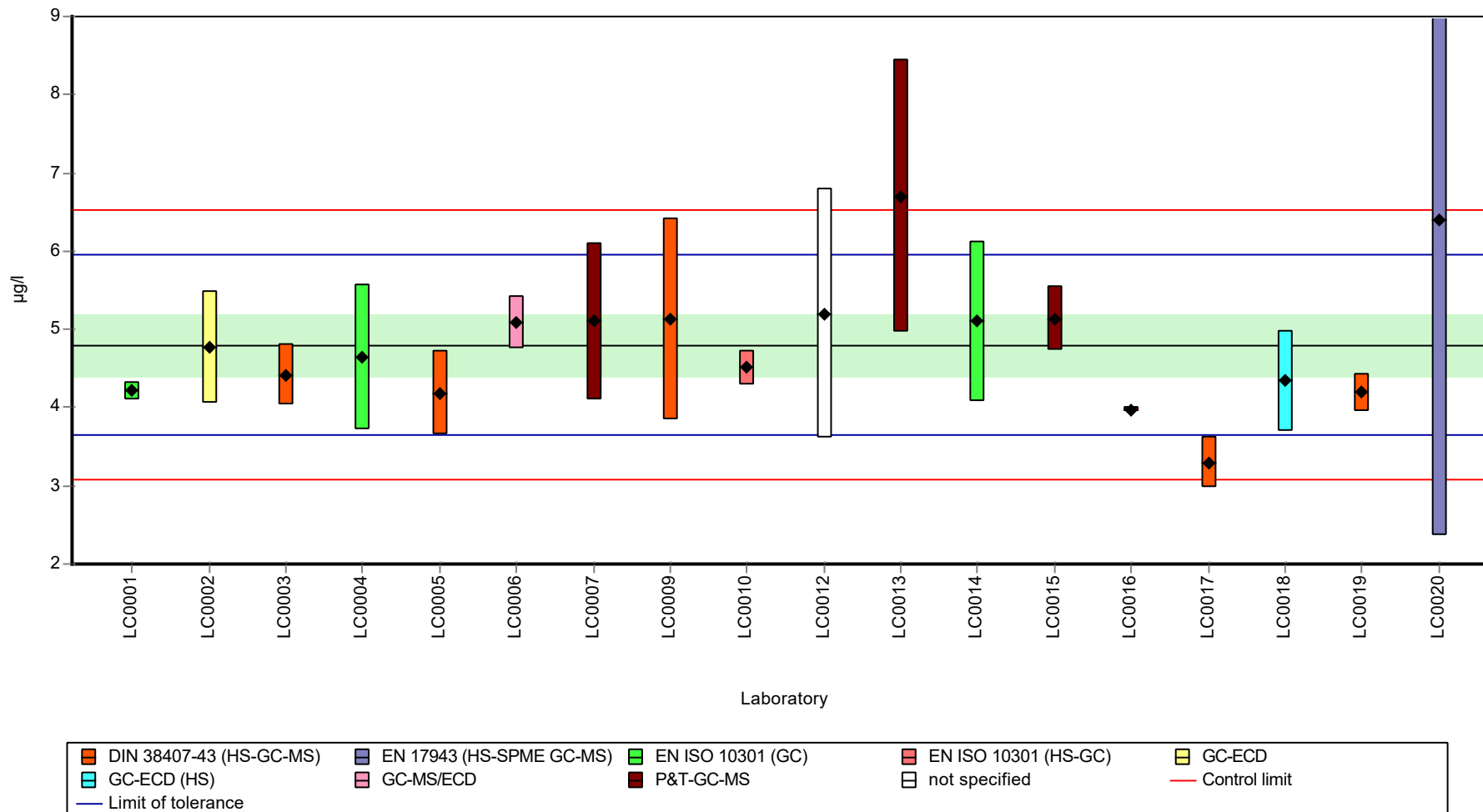
Labcode	Result	± U	Recovery [%]	z-score	Comments
LC0001	4.21	0.106	87.7	-1.03	
LC0002	4.77	0.72	99.4	-0.05	
LC0003	4.42	0.4	92.1	-0.66	
LC0004	4.65	0.93	96.9	-0.26	
LC0005	4.1865	0.5443	87.2	-1.07	
LC0006	5.088	0.346	106	0.5	
LC0007	5.1	1	106	0.52	
LC0008	-	-	-	-	
LC0009	5.14	1.29	107	0.59	
LC0010	4.51	0.22	93.9	-0.51	
LC0011	-	-	-	-	
LC0012	5.2	1.6	108	0.69	
LC0013	6.7	1.74	140	3.3	
LC0014	5.1	1.02	106	0.52	
LC0015	5.14	0.411	107	0.59	
LC0016	3.97	0.0322	82.7	-1.44	
LC0017	3.3	0.33	68.7	-2.61	
LC0018	4.34	0.652	90.4	-0.8	
LC0019	4.192	0.24	87.3	-1.06	
LC0020	6.4	4.03	133	2.78	

#### Characteristics of parameter

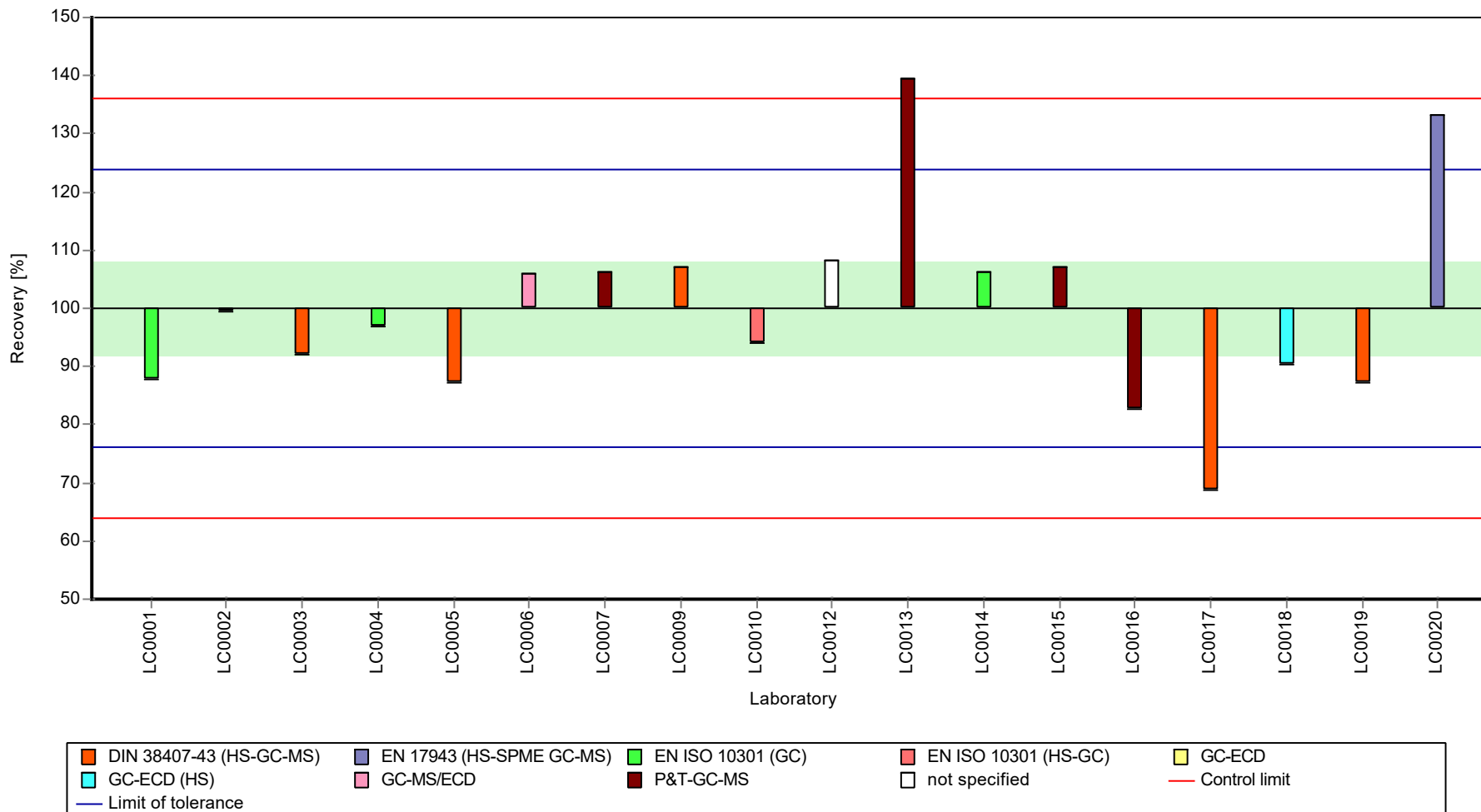
	all results	without outliers	Unit
Mean ± CI (99%)	4.8 ± 0.577	4.8 ± 0.577	µg/l
Minimum	3.3	3.3	µg/l
Maximum	6.7	6.7	µg/l
Standard deviation	0.816	0.816	µg/l
rel. standard deviation	17	17	%
n	18	18	-

Graphical presentation of results

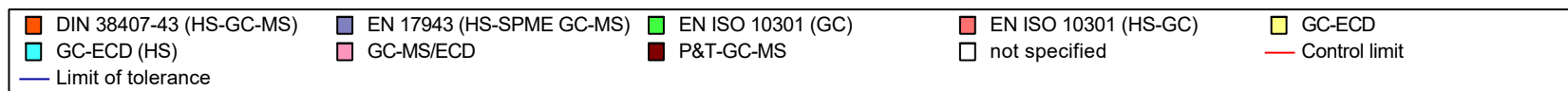
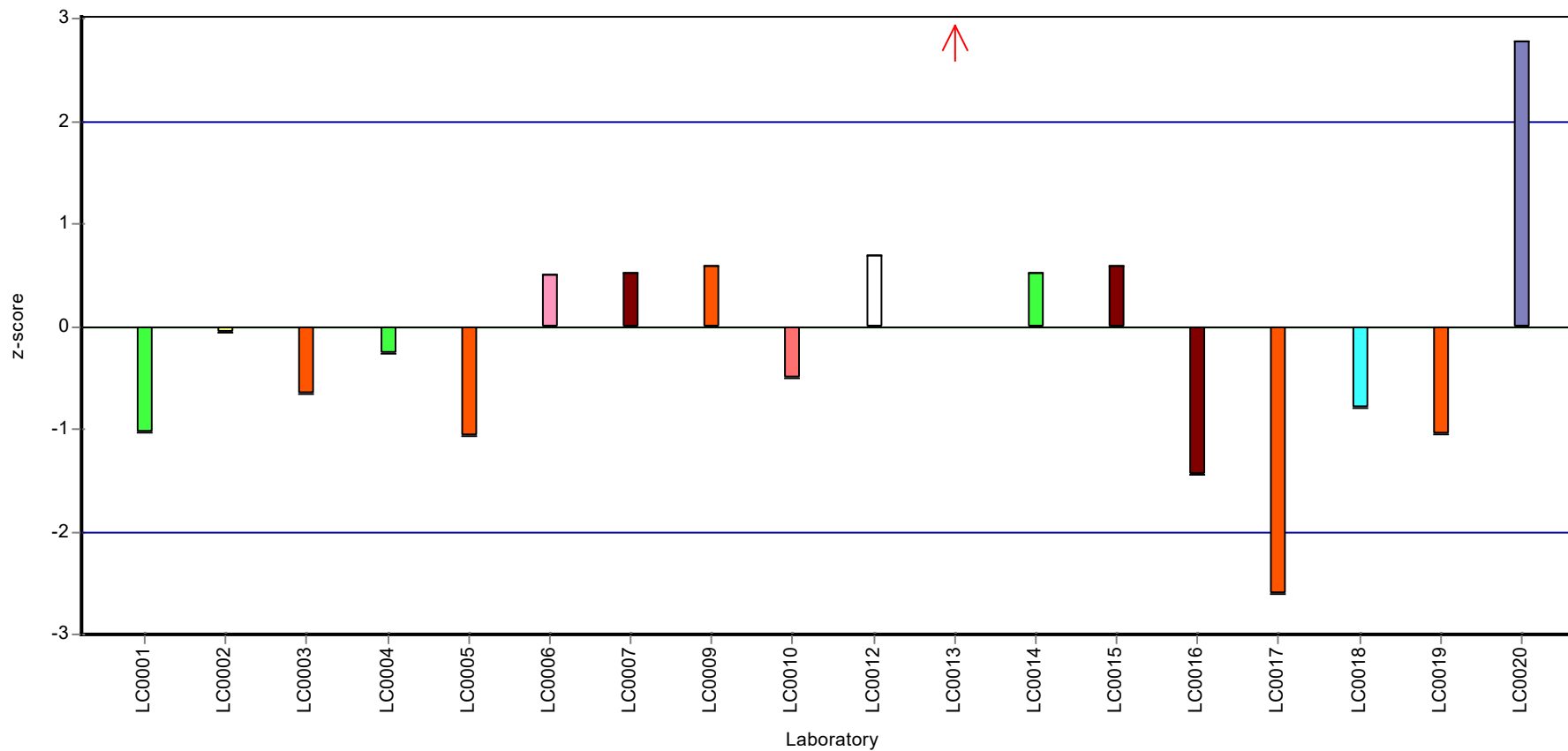
Results



Recovery rate



**Z-score**



## Parameter oriented report

### C63 A

#### Trichloroethene

Unit	µg/l
Assigned value ± U (k=2)	1.06 ± 0.0804
Criterion	0.159 (15 %)
Minimum - Maximum	0.77 - 1.3
Control test value ± U (k=2)	1.25 ± 0.125

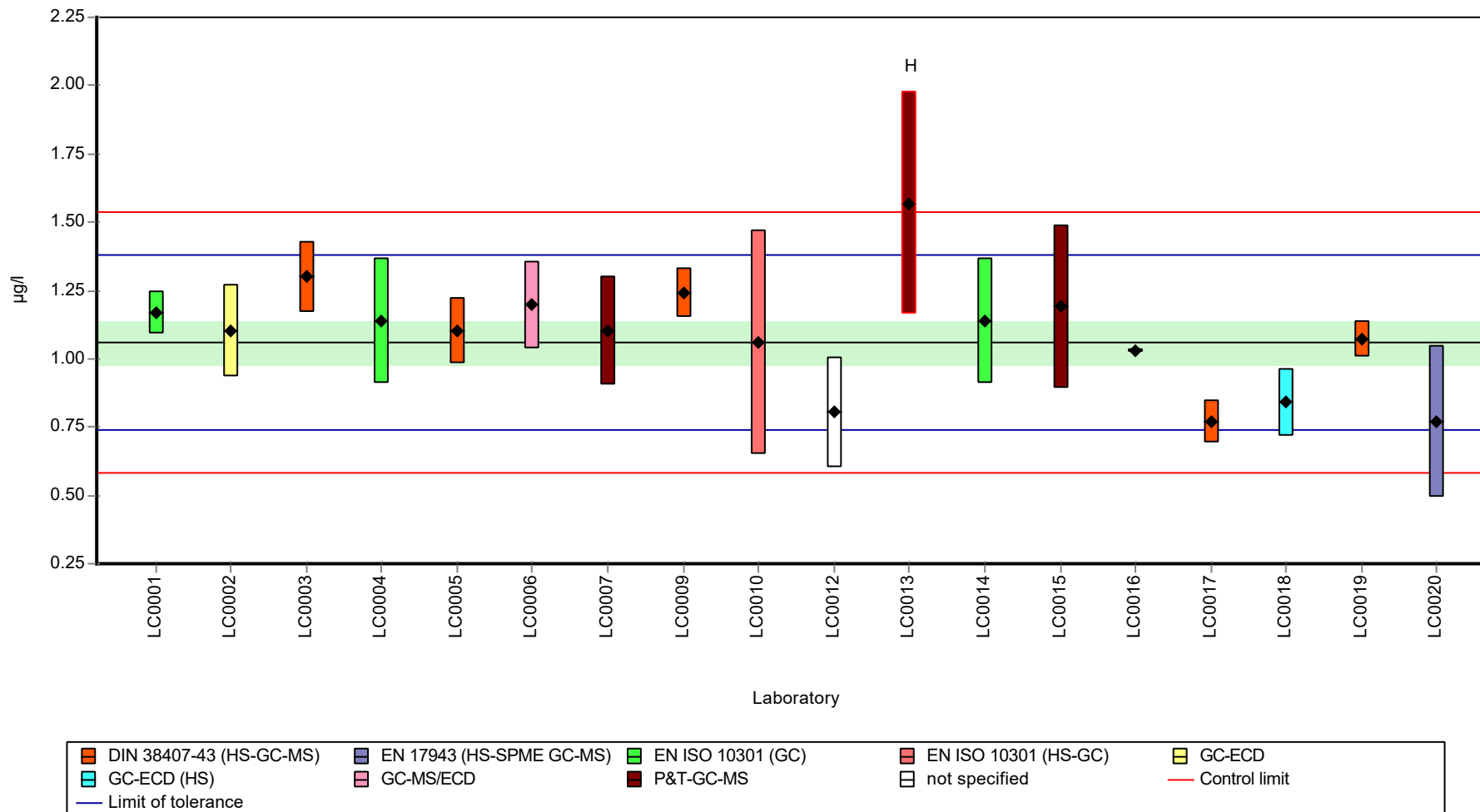
Labcode	Result	± U	Recovery [%]	z-score	Comments
LC0001	1.17	0.078	110	0.69	
LC0002	1.1	0.17	104	0.25	
LC0003	1.3	0.13	123	1.51	
LC0004	1.14	0.23	108	0.5	
LC0005	1.0999	0.121	104	0.25	
LC0006	1.197	0.16	113	0.86	
LC0007	1.1	0.2	104	0.25	
LC0008	-	-	-	-	
LC0009	1.24	0.09	117	1.13	
LC0010	1.06	0.41	100	0	
LC0011	-	-	-	-	
LC0012	0.803	0.2	75.7	-1.62	
LC0013	1.57	0.41	148	3.21	H
LC0014	1.14	0.23	108	0.5	
LC0015	1.19	0.298	112	0.82	
LC0016	1.03	0.0045	97.2	-0.19	
LC0017	0.77	0.077	72.6	-1.82	
LC0018	0.84	0.126	79.2	-1.38	
LC0019	1.072	0.068	101	0.07	
LC0020	0.77	0.28	72.6	-1.82	

#### Characteristics of parameter

	all results	without outliers	Unit
Mean ± CI (99%)	1.09 ± 0.142	1.06 ± 0.121	µg/l
Minimum	0.77	0.77	µg/l
Maximum	1.57	1.3	µg/l
Standard deviation	0.201	0.166	µg/l
rel. standard deviation	18.4	15.6	%
n	18	17	-

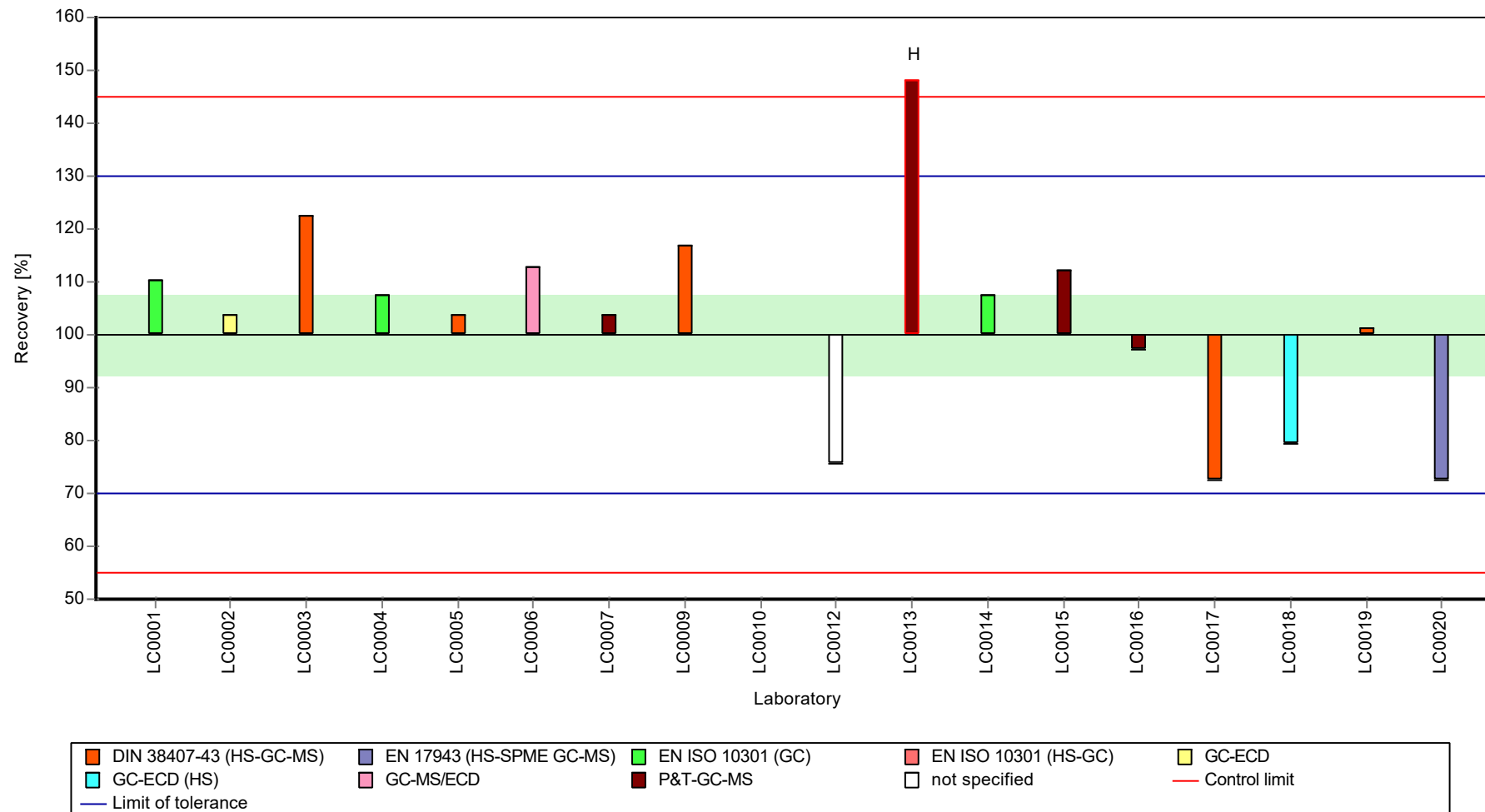
Graphical presentation of results

Results

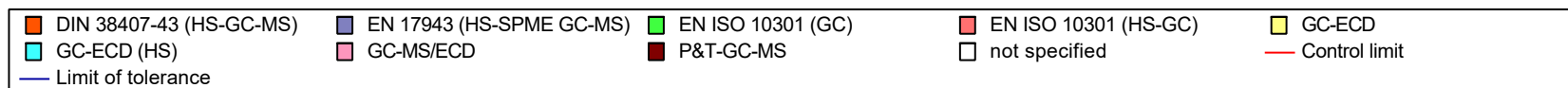
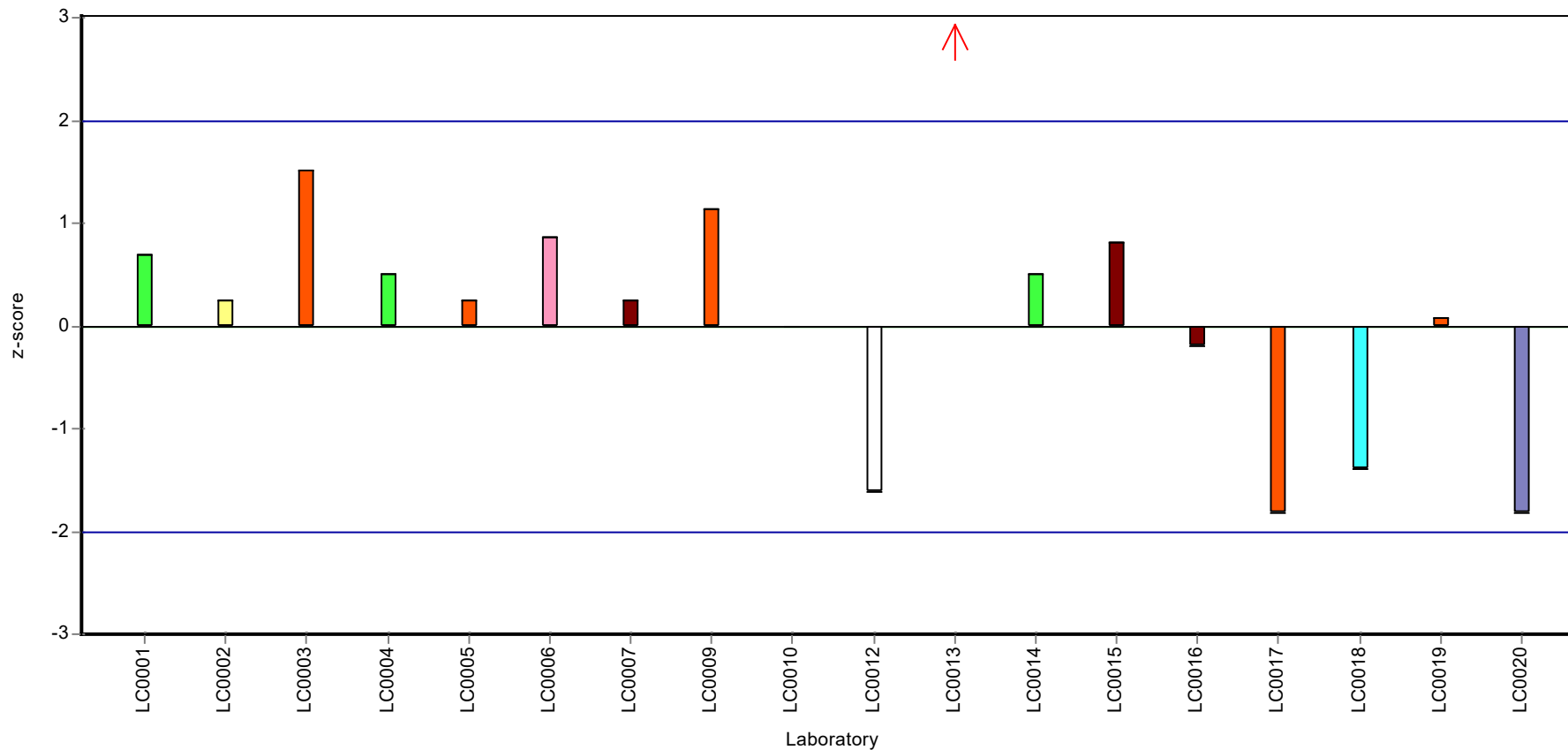




Recovery rate



**Z-score**



## Parameter oriented report

### C63 B

#### Trichloroethene

Unit	µg/l
Assigned value ± U (k=2)	6.48 ± 0.474
Criterion	0.972 (15 %)
Minimum - Maximum	4.6 - 8.86
Control test value ± U (k=2)	7.19 ± 0.719

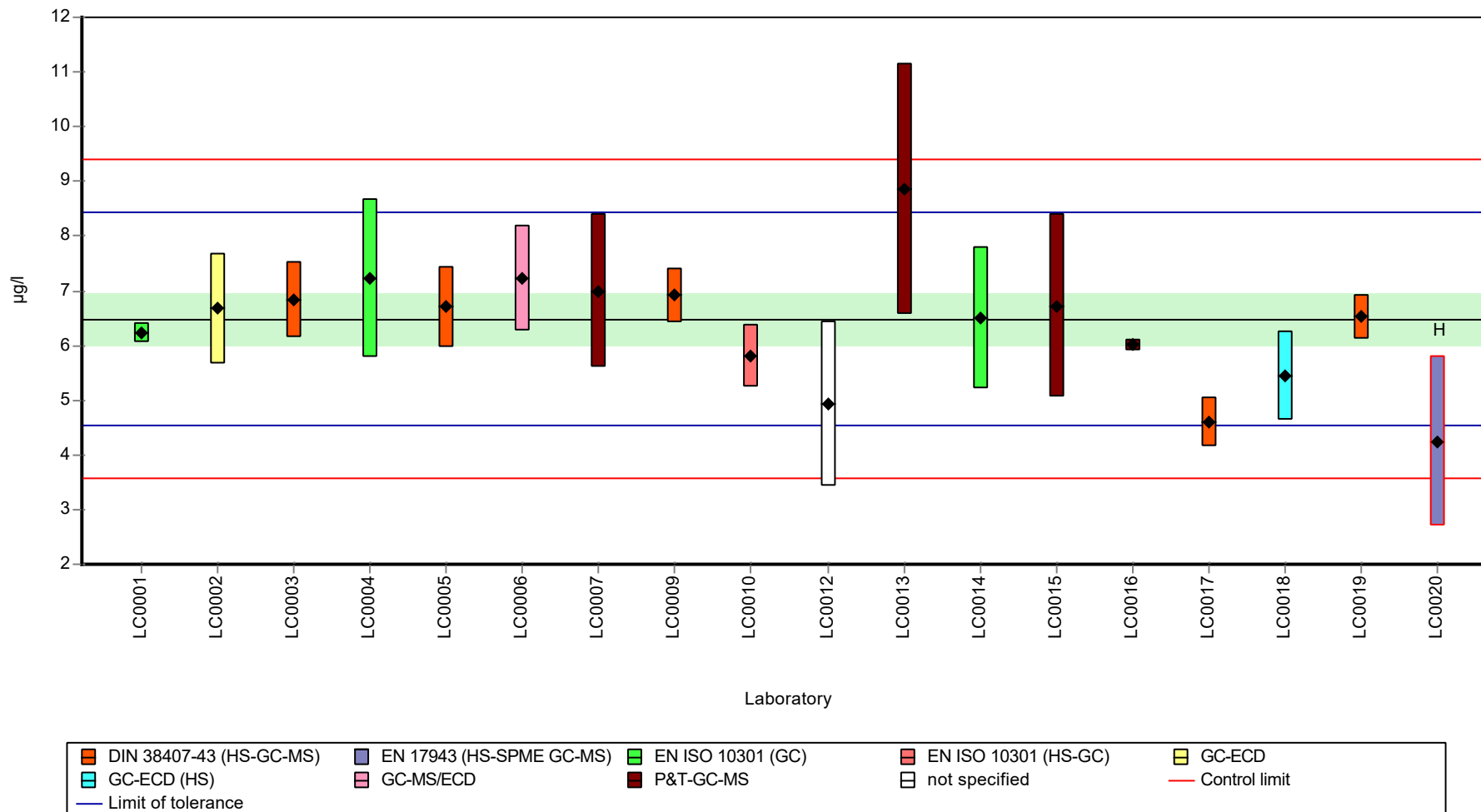
Labcode	Result	± U	Recovery [%]	z-score	Comments
LC0001	6.23	0.182	96.1	-0.26	
LC0002	6.67	1	103	0.19	
LC0003	6.83	0.7	105	0.36	
LC0004	7.24	1.45	112	0.78	
LC0005	6.7003	0.737	103	0.22	
LC0006	7.228	0.969	111	0.77	
LC0007	7	1.4	108	0.53	
LC0008	-	-	-	-	
LC0009	6.92	0.5	107	0.45	
LC0010	5.81	0.58	89.6	-0.69	
LC0011	-	-	-	-	
LC0012	4.93	1.5	76	-1.6	
LC0013	8.86	2.3	137	2.44	
LC0014	6.5	1.3	100	0.02	
LC0015	6.72	1.68	104	0.24	
LC0016	6.01	0.1003	92.7	-0.49	
LC0017	4.6	0.46	71	-1.94	
LC0018	5.44	0.816	83.9	-1.07	
LC0019	6.526	0.412	101	0.04	
LC0020	4.24	1.56	65.4	-2.31	H

#### Characteristics of parameter

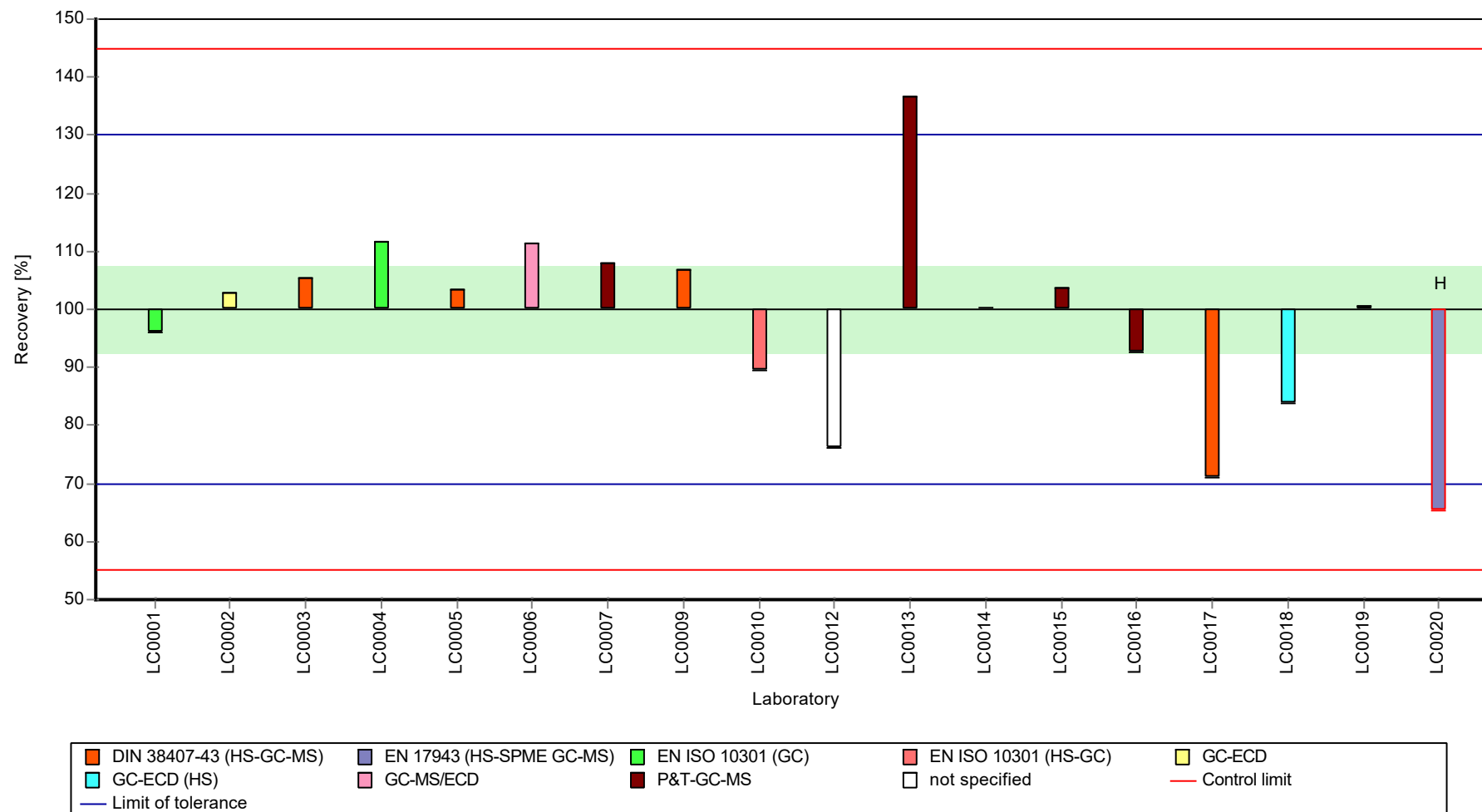
	all results	without outliers	Unit
Mean ± CI (99%)	6.36 ± 0.768	6.48 ± 0.711	µg/l
Minimum	4.24	4.6	µg/l
Maximum	8.86	8.86	µg/l
Standard deviation	1.09	0.977	µg/l
rel. standard deviation	17.1	15.1	%
n	18	17	-

Graphical presentation of results

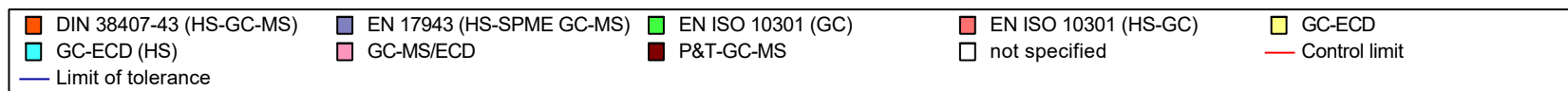
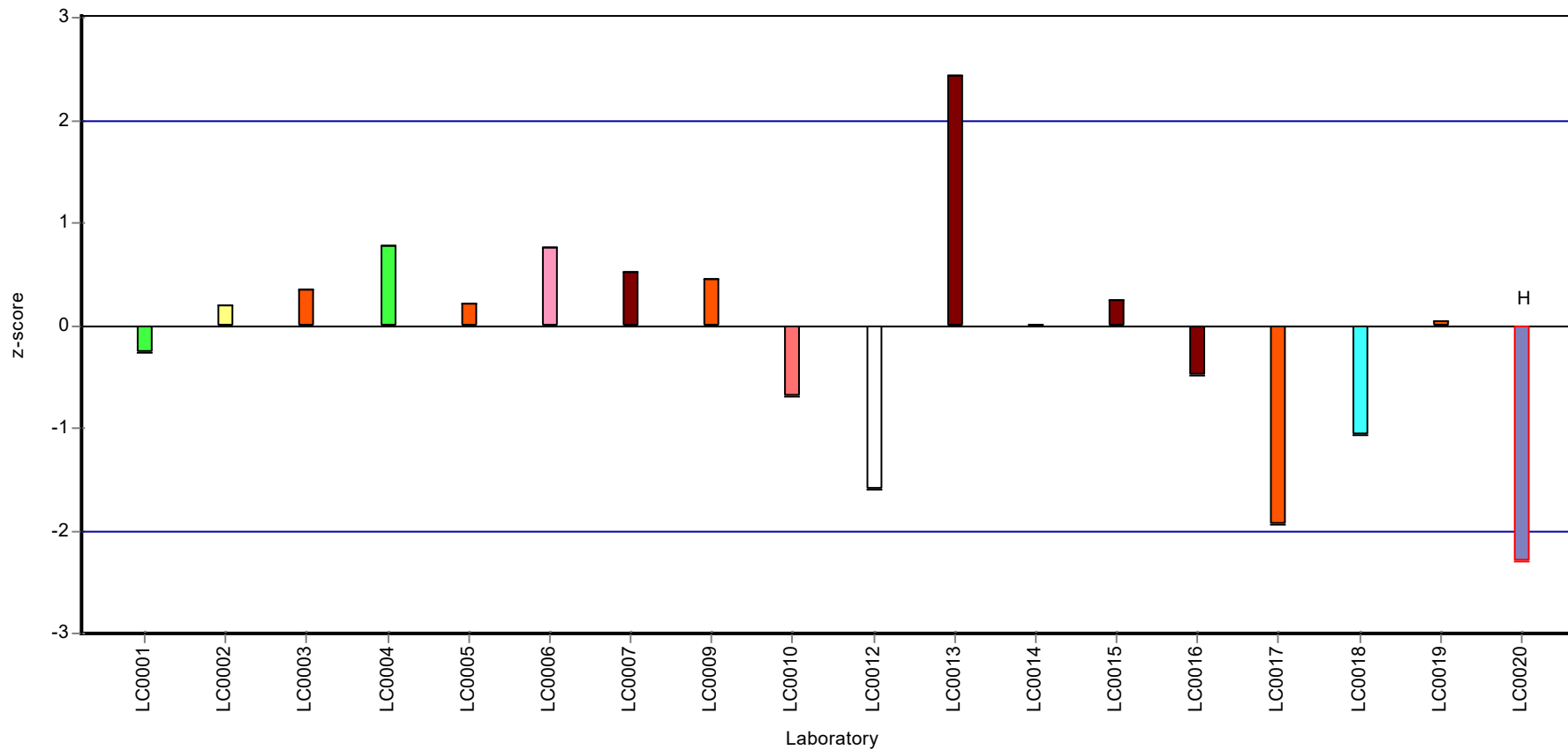
Results



Recovery rate



**Z-score**



## Parameter oriented report

### C63 A

#### Trichloromethane

Unit	µg/l
Assigned value ± U (k=2)	1.15 ± 0.07
Criterion	0.15 (13 %)
Minimum - Maximum	0.85 - 1.44
Control test value ± U (k=2)	1.25 ± 0.125

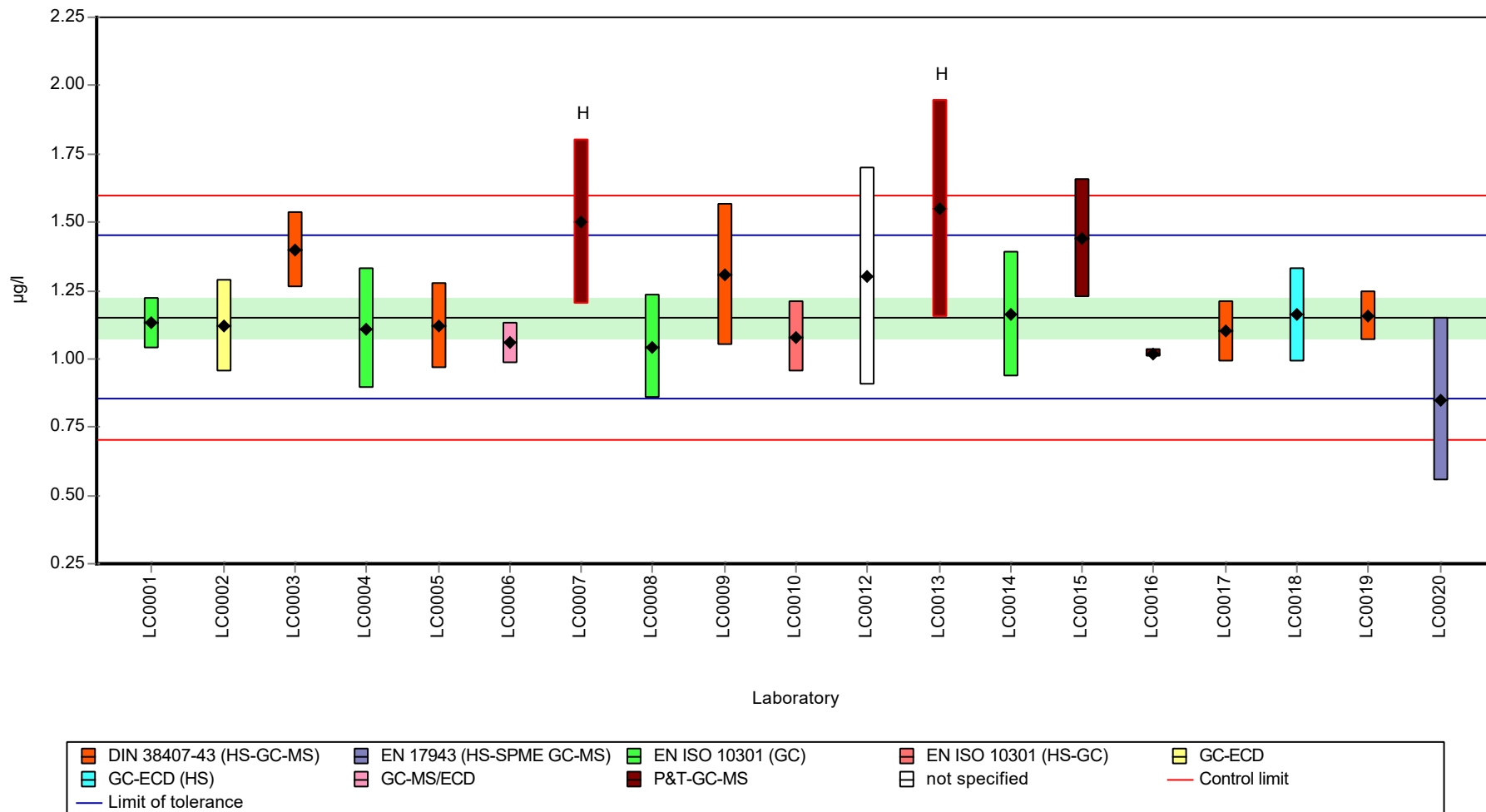
Labcode	Result	± U	Recovery [%]	z-score	Comments
LC0001	1.13	0.092	98.2	-0.14	
LC0002	1.12	0.17	97.4	-0.2	
LC0003	1.4	0.14	122	1.67	
LC0004	1.11	0.22	96.5	-0.27	
LC0005	1.1177	0.1565	97.2	-0.22	
LC0006	1.057	0.073	91.9	-0.62	
LC0007	1.5	0.3	130	2.34	H
LC0008	1.043	0.19	90.7	-0.72	
LC0009	1.31	0.26	114	1.07	
LC0010	1.08	0.13	93.9	-0.47	
LC0011	-	-	-	-	
LC0012	1.3	0.4	113	1	
LC0013	1.55	0.4	135	2.67	H
LC0014	1.16	0.23	101	0.06	
LC0015	1.44	0.216	125	1.94	
LC0016	1.02	0.013	88.7	-0.87	
LC0017	1.1	0.11	95.6	-0.34	
LC0018	1.16	0.174	101	0.06	
LC0019	1.158	0.09	101	0.05	
LC0020	0.85	0.3	73.9	-2.01	

#### Characteristics of parameter

	all results	without outliers	Unit
Mean ± CI (99%)	1.19 ± 0.124	1.15 ± 0.105	µg/l
Minimum	0.85	0.85	µg/l
Maximum	1.55	1.44	µg/l
Standard deviation	0.18	0.144	µg/l
rel. standard deviation	15.2	12.5	%
n	19	17	-

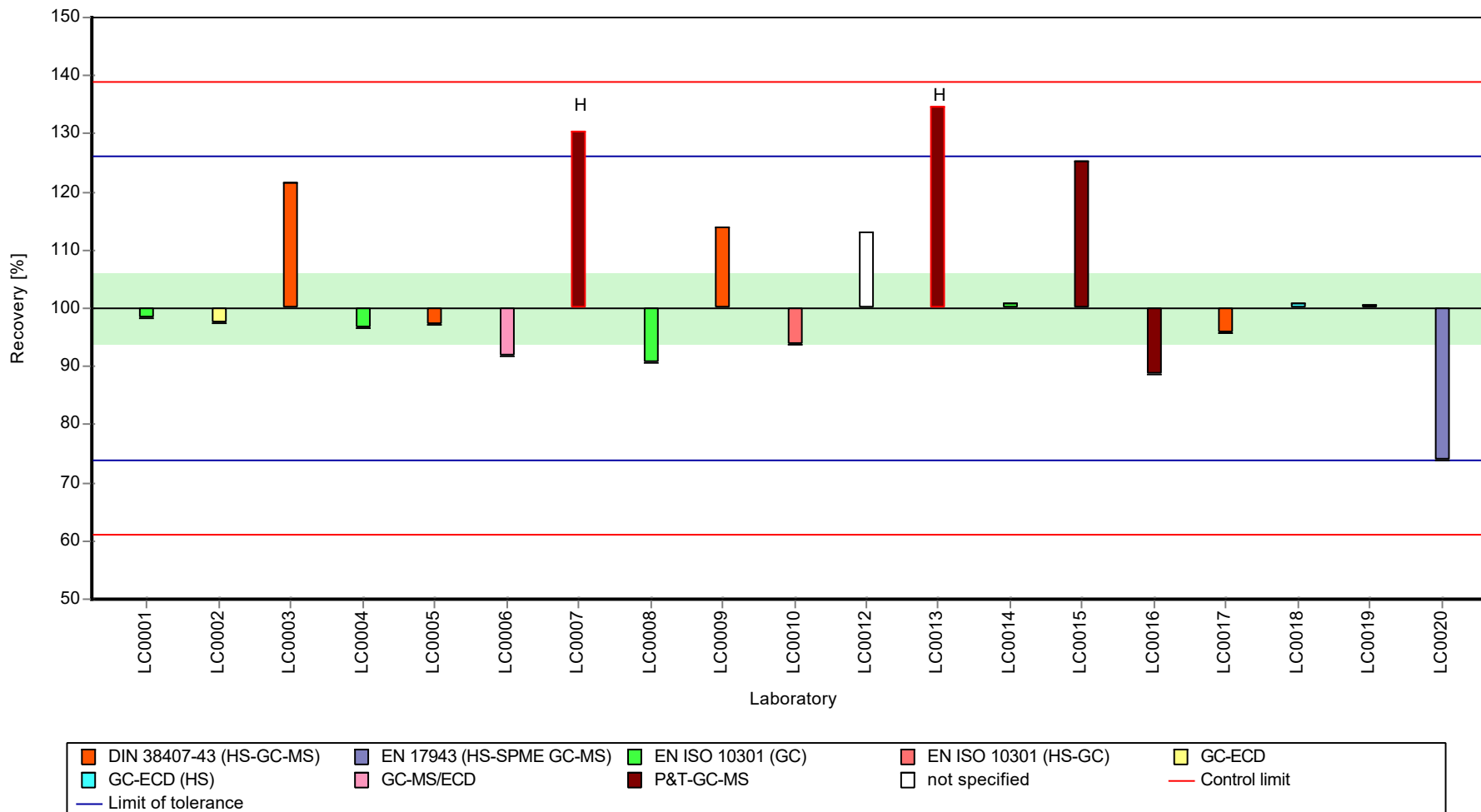
Graphical presentation of results

Results

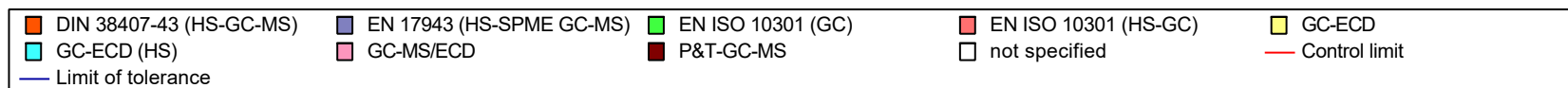
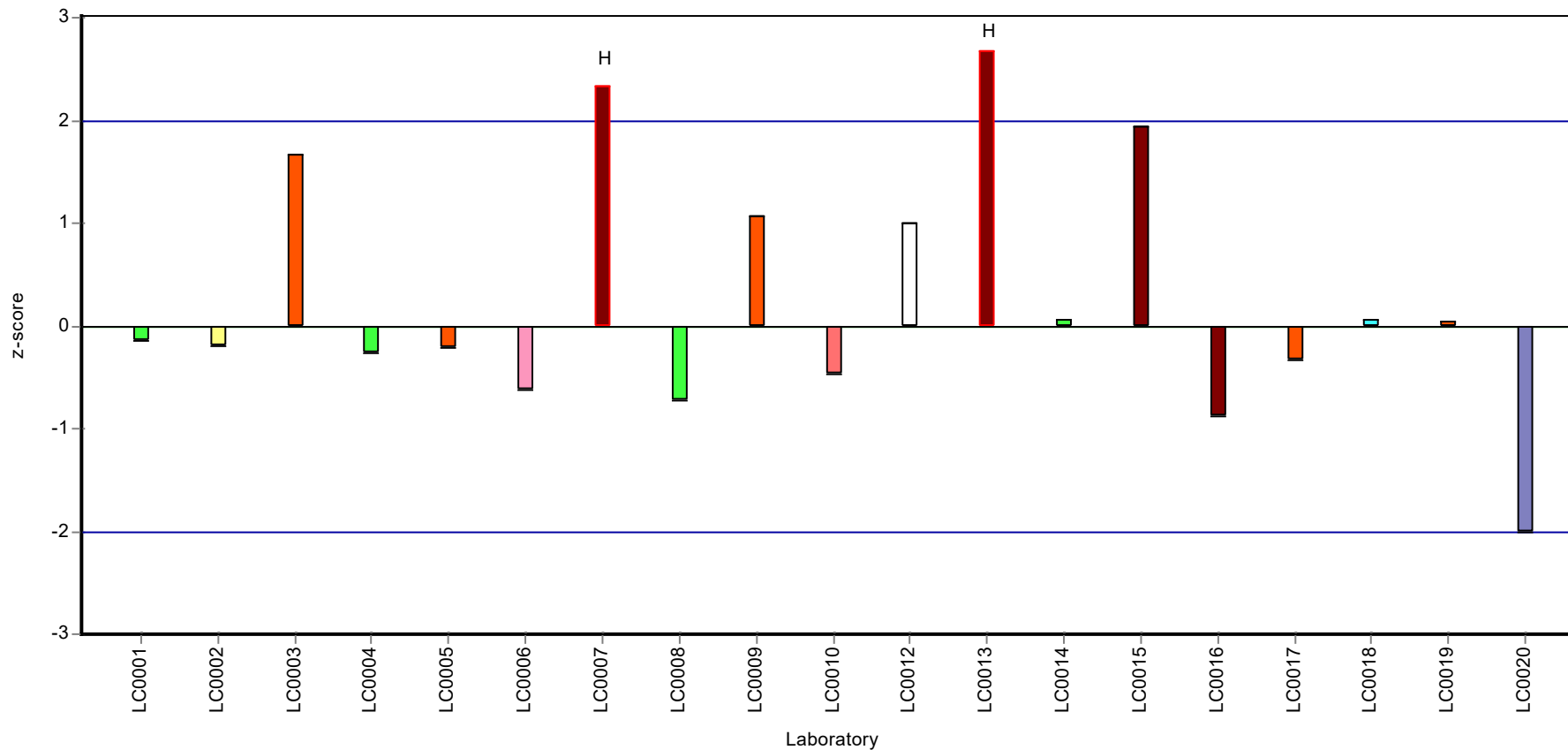




Recovery rate



**Z-score**



## Parameter oriented report

### C63 B

#### Trichloromethane

Unit	µg/l
Assigned value ± U (k=2)	8.99 ± 0.823
Criterion	1.17 (13 %)
Minimum - Maximum	5.03 - 12.1
Control test value ± U (k=2)	9.83 ± 0.983

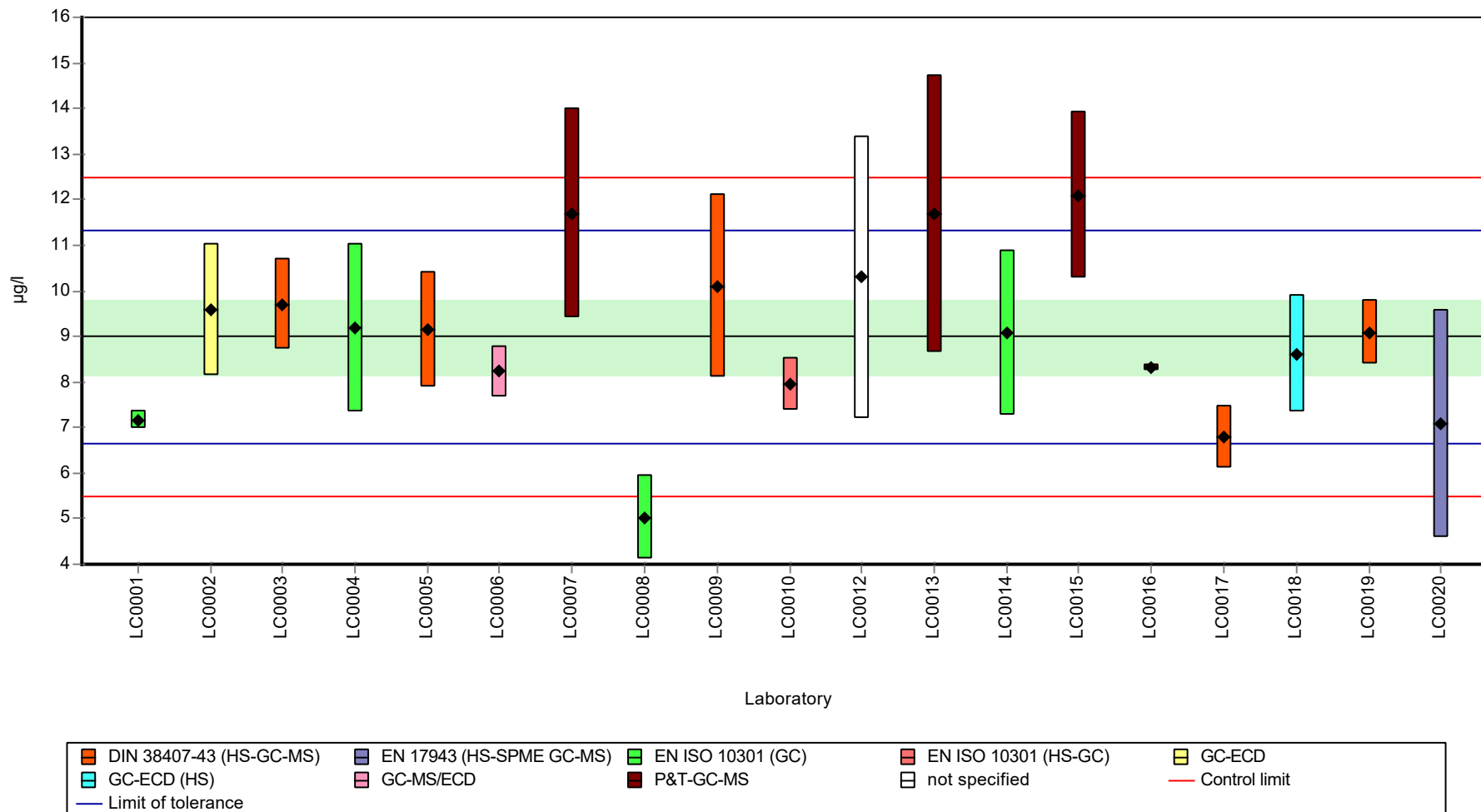
Labcode	Result	± U	Recovery [%]	z-score	Comments
LC0001	7.17	0.191	79.7	-1.56	
LC0002	9.59	1.44	107	0.51	
LC0003	9.71	1	108	0.61	
LC0004	9.19	1.84	102	0.17	
LC0005	9.1532	1.2815	102	0.14	
LC0006	8.225	0.559	91.5	-0.66	
LC0007	11.7	2.3	130	2.32	
LC0008	5.027	0.915	55.9	-3.39	
LC0009	10.1	2.02	112	0.95	
LC0010	7.96	0.58	88.5	-0.88	
LC0011	-	-	-	-	
LC0012	10.3	3.1	115	1.12	
LC0013	11.69	3.04	130	2.31	
LC0014	9.08	1.82	101	0.07	
LC0015	12.1	1.82	135	2.66	
LC0016	8.31	0.0856	92.4	-0.58	
LC0017	6.8	0.68	75.6	-1.88	
LC0018	8.61	1.29	95.7	-0.33	
LC0019	9.081	0.709	101	0.08	
LC0020	7.07	2.5	78.6	-1.64	

#### Characteristics of parameter

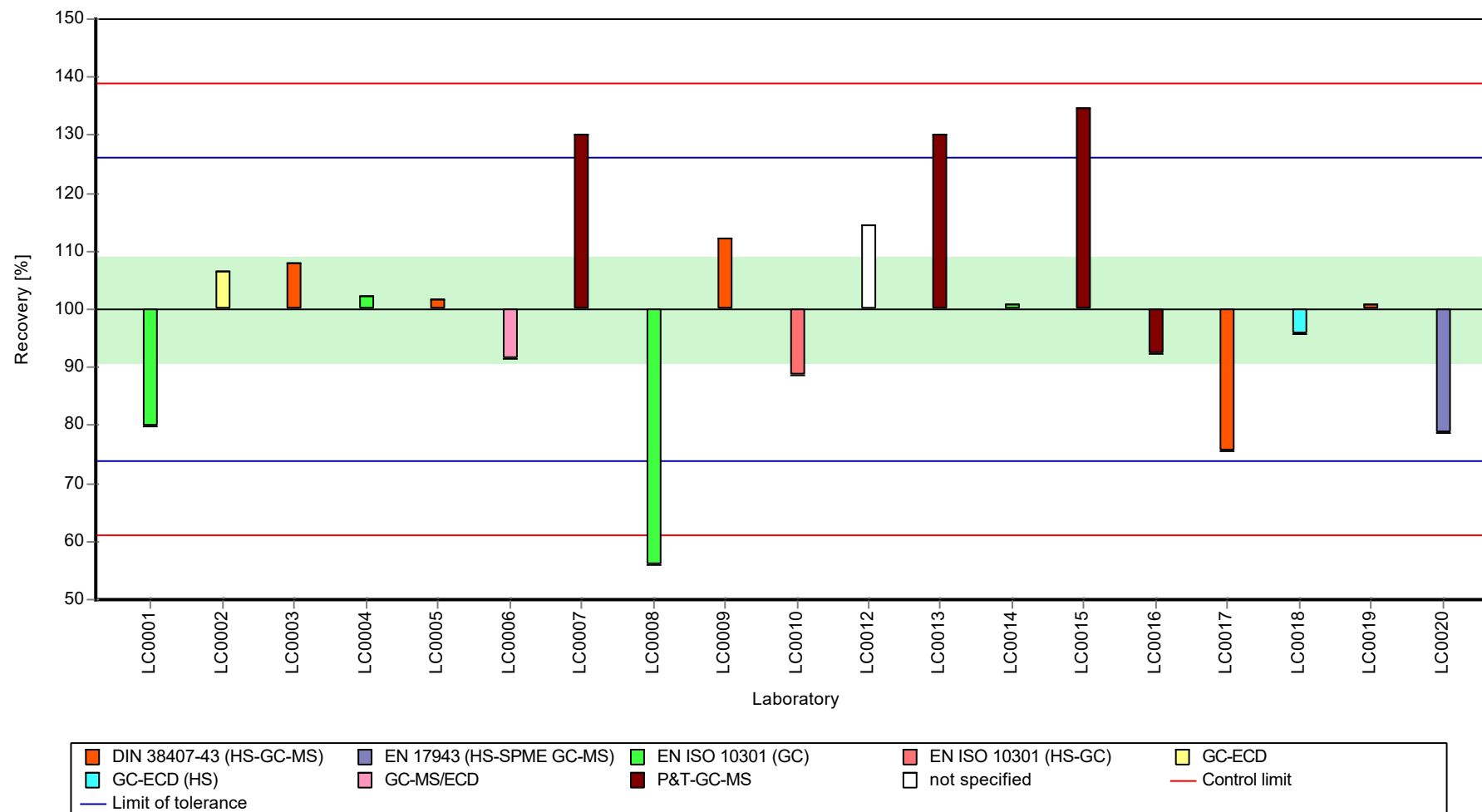
	all results	without outliers	Unit
Mean ± CI (99%)	8.99 ± 1.24	8.99 ± 1.24	µg/l
Minimum	5.03	5.03	µg/l
Maximum	12.1	12.1	µg/l
Standard deviation	1.79	1.79	µg/l
rel. standard deviation	20	20	%
n	19	19	-

Graphical presentation of results

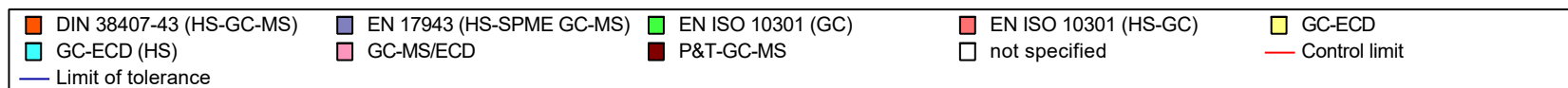
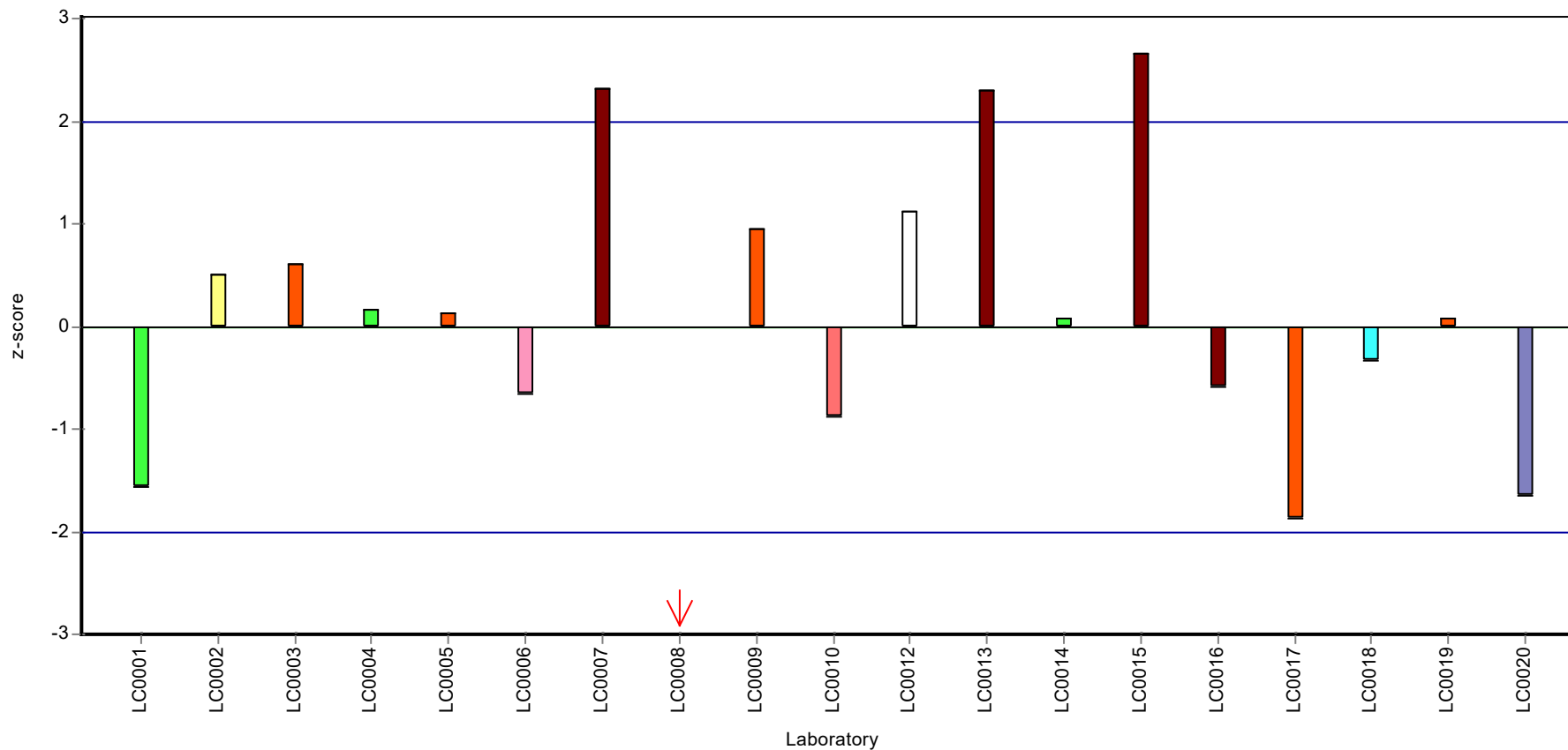
Results



**Recovery rate**



Z-score



## **E8. Labororientierte Auswertung / Laboratory oriented report**

Die Labororientierte Auswertung ist nach dem Laborcode sortiert.

The laboratory oriented report is sorted by laboratory code.

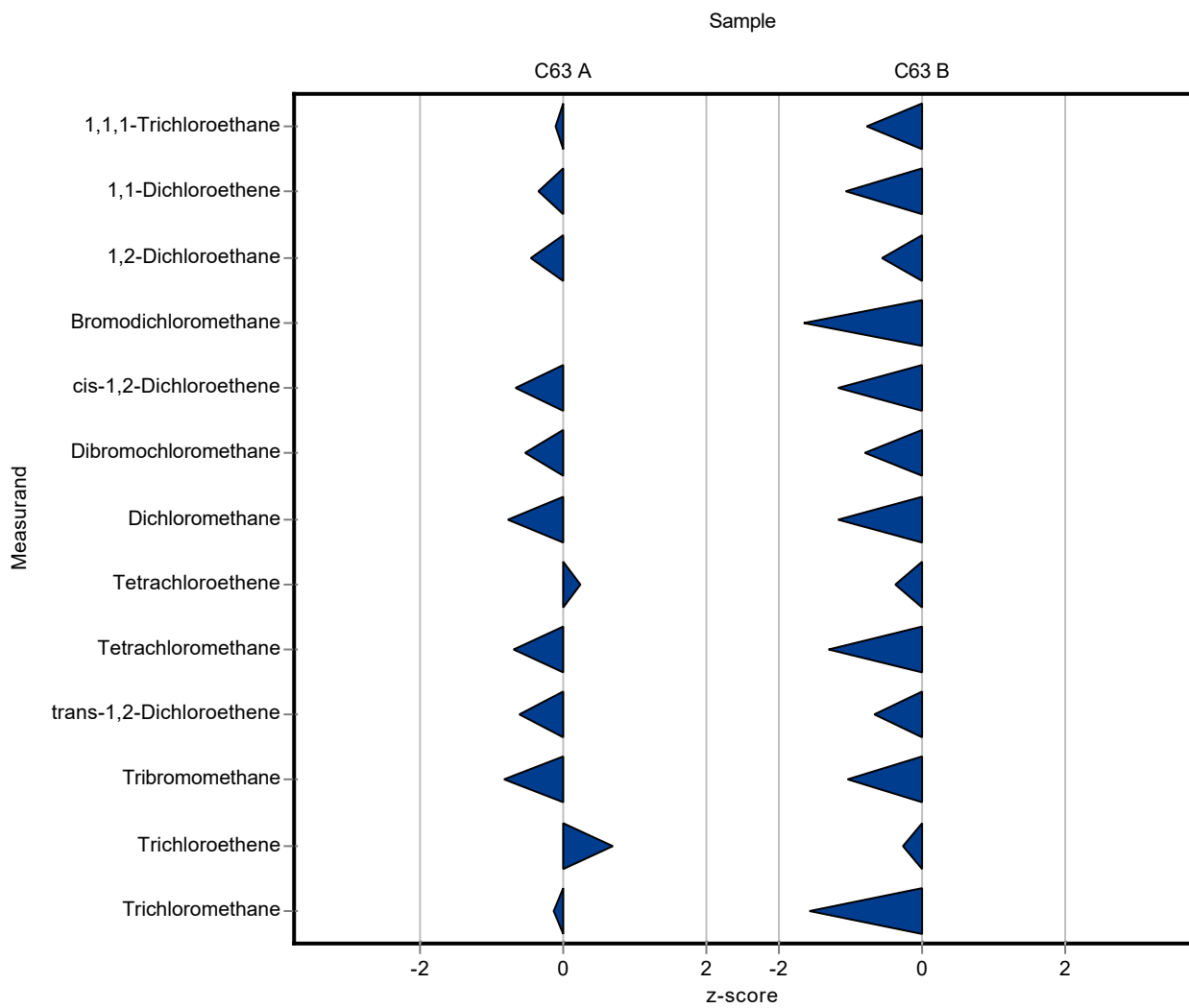
Sample: C63A

Parameter	Unit	Assigned value ± U (k=2)	Result ± U	Criterion	Recovery [%]	z-Score
1,1,1-Trichloroethane	µg/l	1.23 ± 0.0974	1.21 ± 0.059	0.185	98.3	-0.11
1,1-Dichloroethene	µg/l	1.05 ± 0.0675	0.989 ± 0.059	0.178	94.3	-0.34
1,2-Dichloroethane	µg/l	1.31 ± 0.0746	1.23 ± 0.086	0.17	94.2	-0.45
Bromodichloromethane	µg/l	- ± -	<0.05 (LOQ) ± -	-	-	-
cis-1,2-Dichloroethene	µg/l	1.35 ± 0.144	1.26 ± 0.061	0.135	93.4	-0.66
Dibromochloromethane	µg/l	1.91 ± 0.108	1.79 ± 0.078	0.23	93.5	-0.54
Dichloromethane	µg/l	3.06 ± 0.166	2.75 ± 0.105	0.398	89.8	-0.78
Tetrachloroethene	µg/l	0.981 ± 0.0443	1.02 ± 0.09	0.167	104	0.23
Tetrachloromethane	µg/l	1.19 ± 0.126	1.06 ± 0.289	0.191	88.7	-0.70
trans-1,2-Dichloroethene	µg/l	1.37 ± 0.165	1.2 ± 0.093	0.274	87.6	-0.62
Tribromomethane	µg/l	2.23 ± 0.146	2.01 ± 0.086	0.268	90.1	-0.83
Trichloroethene	µg/l	1.06 ± 0.0804	1.17 ± 0.078	0.159	110	0.69
Trichloromethane	µg/l	1.15 ± 0.07	1.13 ± 0.092	0.15	98.2	-0.14

Sample: C63B

Parameter	Unit	Assigned value ± U (k=2)	Result ± U	Criterion	Recovery [%]	z-Score
1,1,1-Trichloroethane	µg/l	5.94 ± 0.472	5.25 ± 0.15	0.891	88.3	-0.78
1,1-Dichloroethene	µg/l	5.49 ± 0.44	4.49 ± 0.136	0.934	81.7	-1.07
1,2-Dichloroethane	µg/l	4.92 ± 0.257	4.56 ± 0.216	0.639	92.7	-0.56
Bromodichloromethane	µg/l	7.87 ± 0.561	6.79 ± 0.117	0.661	86.2	-1.64
cis-1,2-Dichloroethene	µg/l	6.22 ± 0.463	5.5 ± 0.117	0.622	88.4	-1.16
Dibromochloromethane	µg/l	6.4 ± 0.387	5.78 ± 0.158	0.768	90.3	-0.81
Dichloromethane	µg/l	8.95 ± 0.576	7.59 ± 0.283	1.16	84.8	-1.17
Tetrachloroethene	µg/l	6.75 ± 0.208	6.33 ± 0.178	1.15	93.7	-0.37
Tetrachloromethane	µg/l	5.31 ± 0.583	4.21 ± 0.329	0.85	79.3	-1.29
trans-1,2-Dichloroethene	µg/l	4.56 ± 0.384	3.95 ± 0.163	0.913	86.6	-0.67
Tribromomethane	µg/l	4.8 ± 0.385	4.21 ± 0.106	0.576	87.7	-1.03
Trichloroethene	µg/l	6.48 ± 0.474	6.23 ± 0.182	0.972	96.1	-0.26
Trichloromethane	µg/l	8.99 ± 0.823	7.17 ± 0.191	1.17	79.7	-1.56



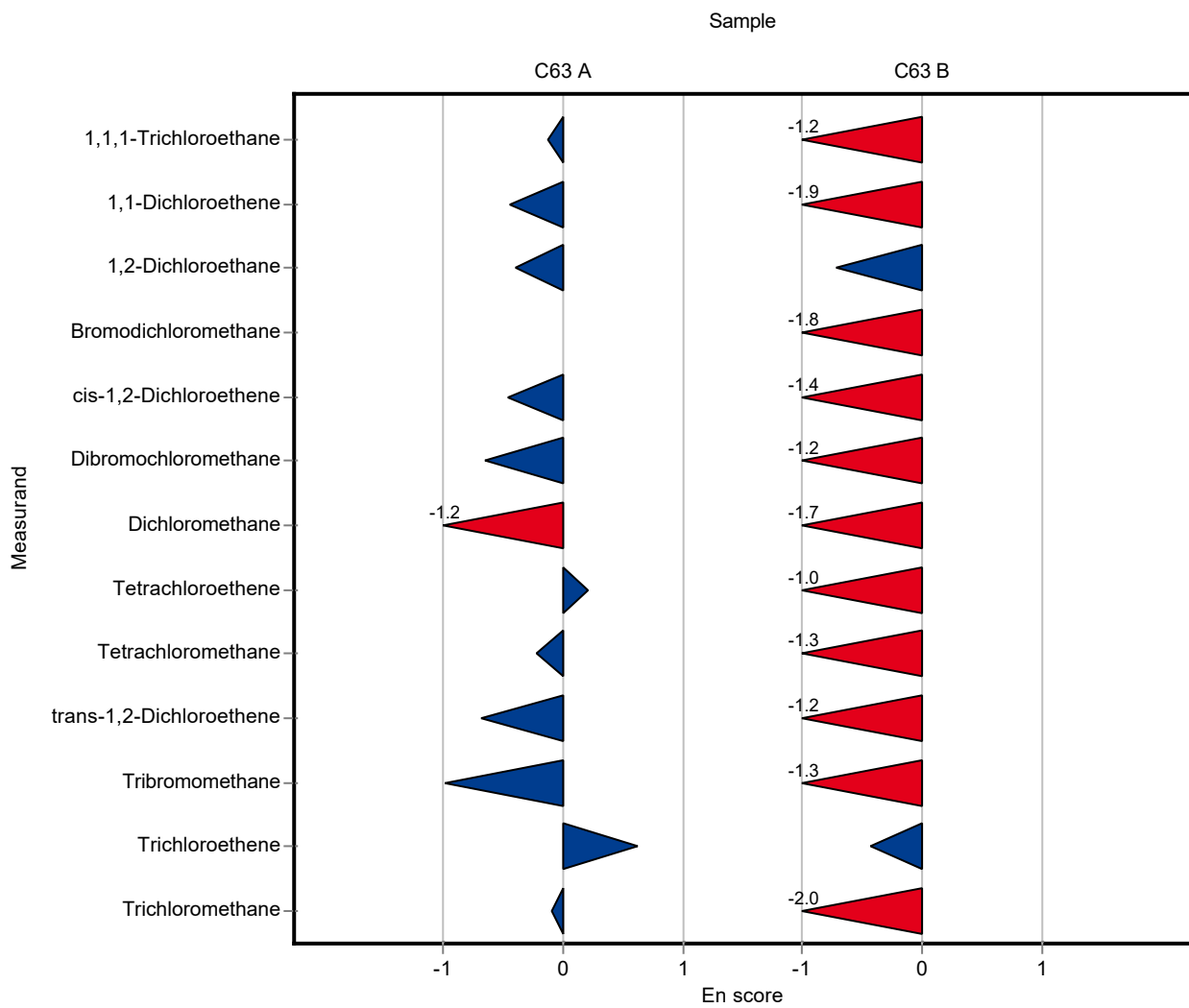


Sample: C63A

Parameter	Unit	Assigned value ± U (k=2)	Result ± U	Criterion	Recovery [%]	En-Score
1,1,1-Trichloroethane	µg/l	1.23 ± 0.0974	1.21 ± 0.059	0.185	98.3	-0.14
1,1-Dichloroethene	µg/l	1.05 ± 0.0675	0.989 ± 0.059	0.178	94.3	-0.44
1,2-Dichloroethane	µg/l	1.31 ± 0.0746	1.23 ± 0.086	0.17	94.2	-0.41
Bromodichloromethane	µg/l	- ± -	<0.05 (LOQ) ± -	-	-	-
cis-1,2-Dichloroethene	µg/l	1.35 ± 0.144	1.26 ± 0.061	0.135	93.4	-0.47
Dibromochloromethane	µg/l	1.91 ± 0.108	1.79 ± 0.078	0.23	93.5	-0.65
Dichloromethane	µg/l	3.06 ± 0.166	2.75 ± 0.105	0.398	89.8	-1.16
Tetrachloroethene	µg/l	0.981 ± 0.0443	1.02 ± 0.09	0.167	104	0.21
Tetrachloromethane	µg/l	1.19 ± 0.126	1.06 ± 0.289	0.191	88.7	-0.23
trans-1,2-Dichloroethene	µg/l	1.37 ± 0.165	1.2 ± 0.093	0.274	87.6	-0.68
Tribromomethane	µg/l	2.23 ± 0.146	2.01 ± 0.086	0.268	90.1	-0.98
Trichloroethene	µg/l	1.06 ± 0.0804	1.17 ± 0.078	0.159	110	0.63
Trichloromethane	µg/l	1.15 ± 0.07	1.13 ± 0.092	0.15	98.2	-0.10

Sample: C63B

Parameter	Unit	Assigned value ± U (k=2)	Result ± U	Criterion	Recovery [%]	En-Score
1,1,1-Trichloroethane	µg/l	5.94 ± 0.472	5.25 ± 0.15	0.891	88.3	-1.24
1,1-Dichloroethene	µg/l	5.49 ± 0.44	4.49 ± 0.136	0.934	81.7	-1.94
1,2-Dichloroethane	µg/l	4.92 ± 0.257	4.56 ± 0.216	0.639	92.7	-0.71
Bromodichloromethane	µg/l	7.87 ± 0.561	6.79 ± 0.117	0.661	86.2	-1.78
cis-1,2-Dichloroethene	µg/l	6.22 ± 0.463	5.5 ± 0.117	0.622	88.4	-1.39
Dibromochloromethane	µg/l	6.4 ± 0.387	5.78 ± 0.158	0.768	90.3	-1.24
Dichloromethane	µg/l	8.95 ± 0.576	7.59 ± 0.283	1.16	84.8	-1.69
Tetrachloroethene	µg/l	6.75 ± 0.208	6.33 ± 0.178	1.15	93.7	-1.03
Tetrachloromethane	µg/l	5.31 ± 0.583	4.21 ± 0.329	0.85	79.3	-1.25
trans-1,2-Dichloroethene	µg/l	4.56 ± 0.384	3.95 ± 0.163	0.913	86.6	-1.22
Tribromomethane	µg/l	4.8 ± 0.385	4.21 ± 0.106	0.576	87.7	-1.35
Trichloroethene	µg/l	6.48 ± 0.474	6.23 ± 0.182	0.972	96.1	-0.42
Trichloromethane	µg/l	8.99 ± 0.823	7.17 ± 0.191	1.17	79.7	-2.01

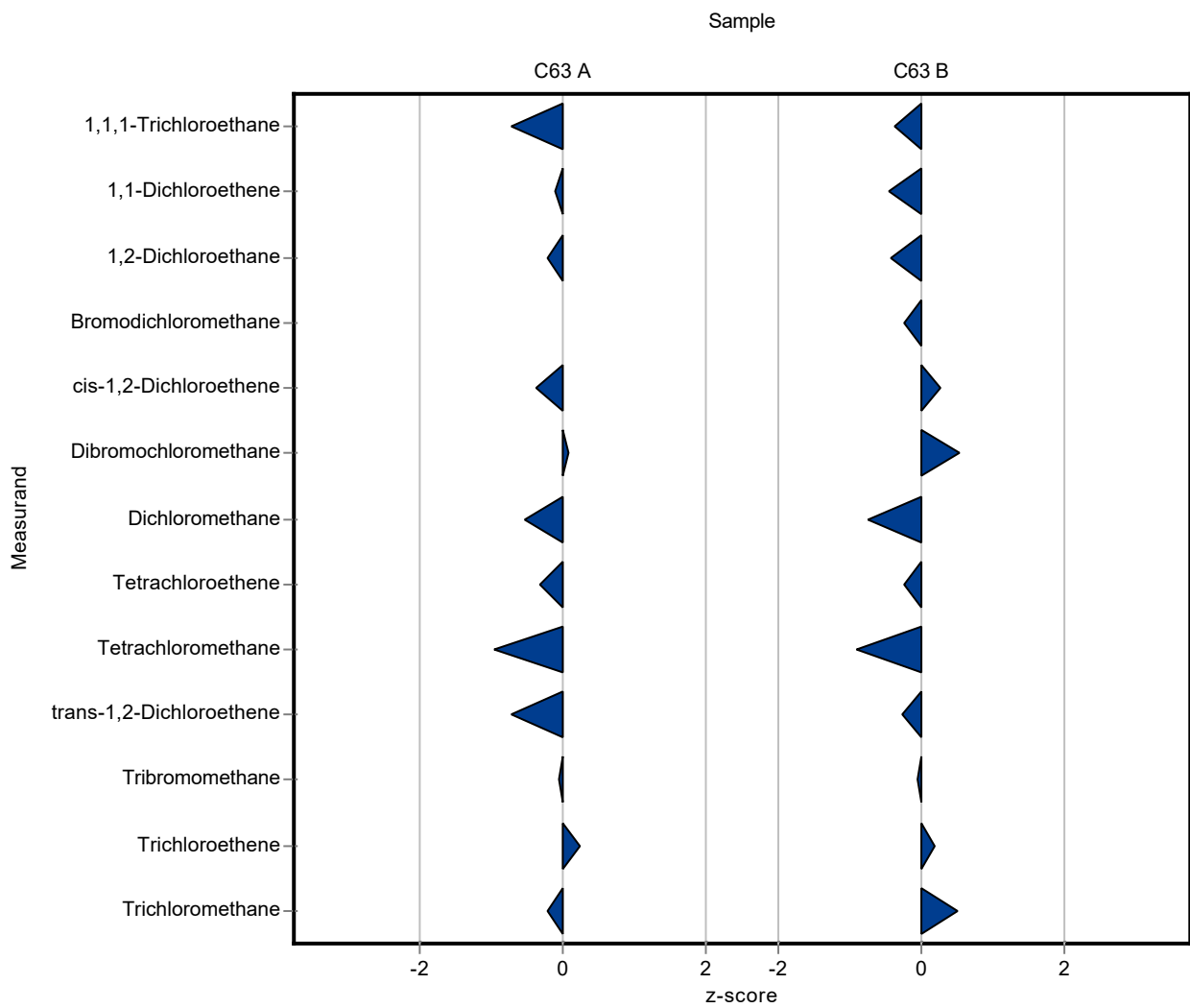


Sample: C63A

Parameter	Unit	Assigned value ± U (k=2)	Result ± U	Criterion	Recovery [%]	z-Score
1,1,1-Trichloroethane	µg/l	1.23 ± 0.0974	1.1 ± 0.17	0.185	89.4	-0.71
1,1-Dichloroethene	µg/l	1.05 ± 0.0675	1.03 ± 0.15	0.178	98.2	-0.11
1,2-Dichloroethane	µg/l	1.31 ± 0.0746	1.27 ± 0.19	0.17	97.2	-0.21
Bromodichloromethane	µg/l	- ± -	<0.1 (LOQ) ± -	-	-	-
cis-1,2-Dichloroethene	µg/l	1.35 ± 0.144	1.3 ± 0.2	0.135	96.4	-0.36
Dibromochloromethane	µg/l	1.91 ± 0.108	1.93 ± 0.29	0.23	101	0.07
Dichloromethane	µg/l	3.06 ± 0.166	2.85 ± 0.43	0.398	93.1	-0.53
Tetrachloroethene	µg/l	0.981 ± 0.0443	0.93 ± 0.14	0.167	94.8	-0.31
Tetrachloromethane	µg/l	1.19 ± 0.126	1.01 ± 0.15	0.191	84.5	-0.97
trans-1,2-Dichloroethene	µg/l	1.37 ± 0.165	1.17 ± 0.18	0.274	85.4	-0.73
Tribromomethane	µg/l	2.23 ± 0.146	2.22 ± 0.33	0.268	99.5	-0.04
Trichloroethene	µg/l	1.06 ± 0.0804	1.1 ± 0.17	0.159	104	0.25
Trichloromethane	µg/l	1.15 ± 0.07	1.12 ± 0.17	0.15	97.4	-0.20

Sample: C63B

Parameter	Unit	Assigned value ± U (k=2)	Result ± U	Criterion	Recovery [%]	z-Score
1,1,1-Trichloroethane	µg/l	5.94 ± 0.472	5.61 ± 0.84	0.891	94.4	-0.37
1,1-Dichloroethene	µg/l	5.49 ± 0.44	5.08 ± 0.76	0.934	92.5	-0.44
1,2-Dichloroethane	µg/l	4.92 ± 0.257	4.65 ± 0.7	0.639	94.6	-0.42
Bromodichloromethane	µg/l	7.87 ± 0.561	7.72 ± 1.16	0.661	98	-0.23
cis-1,2-Dichloroethene	µg/l	6.22 ± 0.463	6.38 ± 0.96	0.622	103	0.26
Dibromochloromethane	µg/l	6.4 ± 0.387	6.81 ± 1.02	0.768	106	0.54
Dichloromethane	µg/l	8.95 ± 0.576	8.08 ± 1.21	1.16	90.3	-0.75
Tetrachloroethene	µg/l	6.75 ± 0.208	6.49 ± 0.97	1.15	96.1	-0.23
Tetrachloromethane	µg/l	5.31 ± 0.583	4.53 ± 0.68	0.85	85.3	-0.92
trans-1,2-Dichloroethene	µg/l	4.56 ± 0.384	4.33 ± 0.65	0.913	94.9	-0.26
Tribromomethane	µg/l	4.8 ± 0.385	4.77 ± 0.72	0.576	99.4	-0.05
Trichloroethene	µg/l	6.48 ± 0.474	6.67 ± 1	0.972	103	0.19
Trichloromethane	µg/l	8.99 ± 0.823	9.59 ± 1.44	1.17	107	0.51

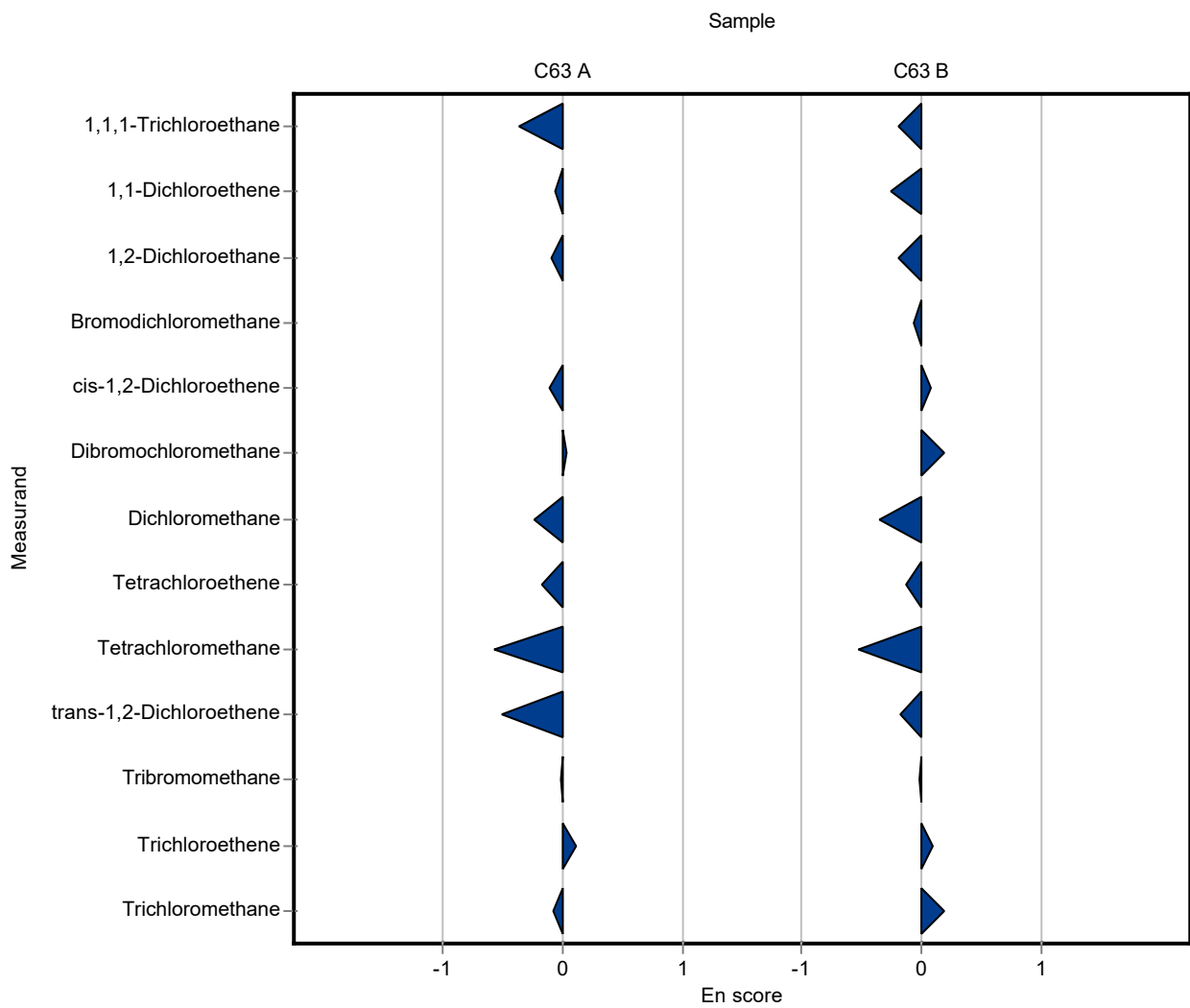


Sample: C63A

Parameter	Unit	Assigned value ± U (k=2)	Result ± U	Criterion	Recovery [%]	En-Score
1,1,1-Trichloroethane	µg/l	1.23 ± 0.0974	1.1 ± 0.17	0.185	89.4	-0.37
1,1-Dichloroethene	µg/l	1.05 ± 0.0675	1.03 ± 0.15	0.178	98.2	-0.06
1,2-Dichloroethane	µg/l	1.31 ± 0.0746	1.27 ± 0.19	0.17	97.2	-0.09
Bromodichloromethane	µg/l	- ± -	<0.1 (LOQ) ± -	-	-	-
cis-1,2-Dichloroethene	µg/l	1.35 ± 0.144	1.3 ± 0.2	0.135	96.4	-0.12
Dibromochloromethane	µg/l	1.91 ± 0.108	1.93 ± 0.29	0.23	101	0.03
Dichloromethane	µg/l	3.06 ± 0.166	2.85 ± 0.43	0.398	93.1	-0.24
Tetrachloroethene	µg/l	0.981 ± 0.0443	0.93 ± 0.14	0.167	94.8	-0.18
Tetrachloromethane	µg/l	1.19 ± 0.126	1.01 ± 0.15	0.191	84.5	-0.57
trans-1,2-Dichloroethene	µg/l	1.37 ± 0.165	1.17 ± 0.18	0.274	85.4	-0.50
Tribromomethane	µg/l	2.23 ± 0.146	2.22 ± 0.33	0.268	99.5	-0.02
Trichloroethene	µg/l	1.06 ± 0.0804	1.1 ± 0.17	0.159	104	0.11
Trichloromethane	µg/l	1.15 ± 0.07	1.12 ± 0.17	0.15	97.4	-0.09

Sample: C63B

Parameter	Unit	Assigned value ± U (k=2)	Result ± U	Criterion	Recovery [%]	En-Score
1,1,1-Trichloroethane	µg/l	5.94 ± 0.472	5.61 ± 0.84	0.891	94.4	-0.19
1,1-Dichloroethene	µg/l	5.49 ± 0.44	5.08 ± 0.76	0.934	92.5	-0.26
1,2-Dichloroethane	µg/l	4.92 ± 0.257	4.65 ± 0.7	0.639	94.6	-0.19
Bromodichloromethane	µg/l	7.87 ± 0.561	7.72 ± 1.16	0.661	98	-0.06
cis-1,2-Dichloroethene	µg/l	6.22 ± 0.463	6.38 ± 0.96	0.622	103	0.08
Dibromochloromethane	µg/l	6.4 ± 0.387	6.81 ± 1.02	0.768	106	0.20
Dichloromethane	µg/l	8.95 ± 0.576	8.08 ± 1.21	1.16	90.3	-0.35
Tetrachloroethene	µg/l	6.75 ± 0.208	6.49 ± 0.97	1.15	96.1	-0.14
Tetrachloromethane	µg/l	5.31 ± 0.583	4.53 ± 0.68	0.85	85.3	-0.53
trans-1,2-Dichloroethene	µg/l	4.56 ± 0.384	4.33 ± 0.65	0.913	94.9	-0.17
Tribromomethane	µg/l	4.8 ± 0.385	4.77 ± 0.72	0.576	99.4	-0.02
Trichloroethene	µg/l	6.48 ± 0.474	6.67 ± 1	0.972	103	0.09
Trichloromethane	µg/l	8.99 ± 0.823	9.59 ± 1.44	1.17	107	0.20



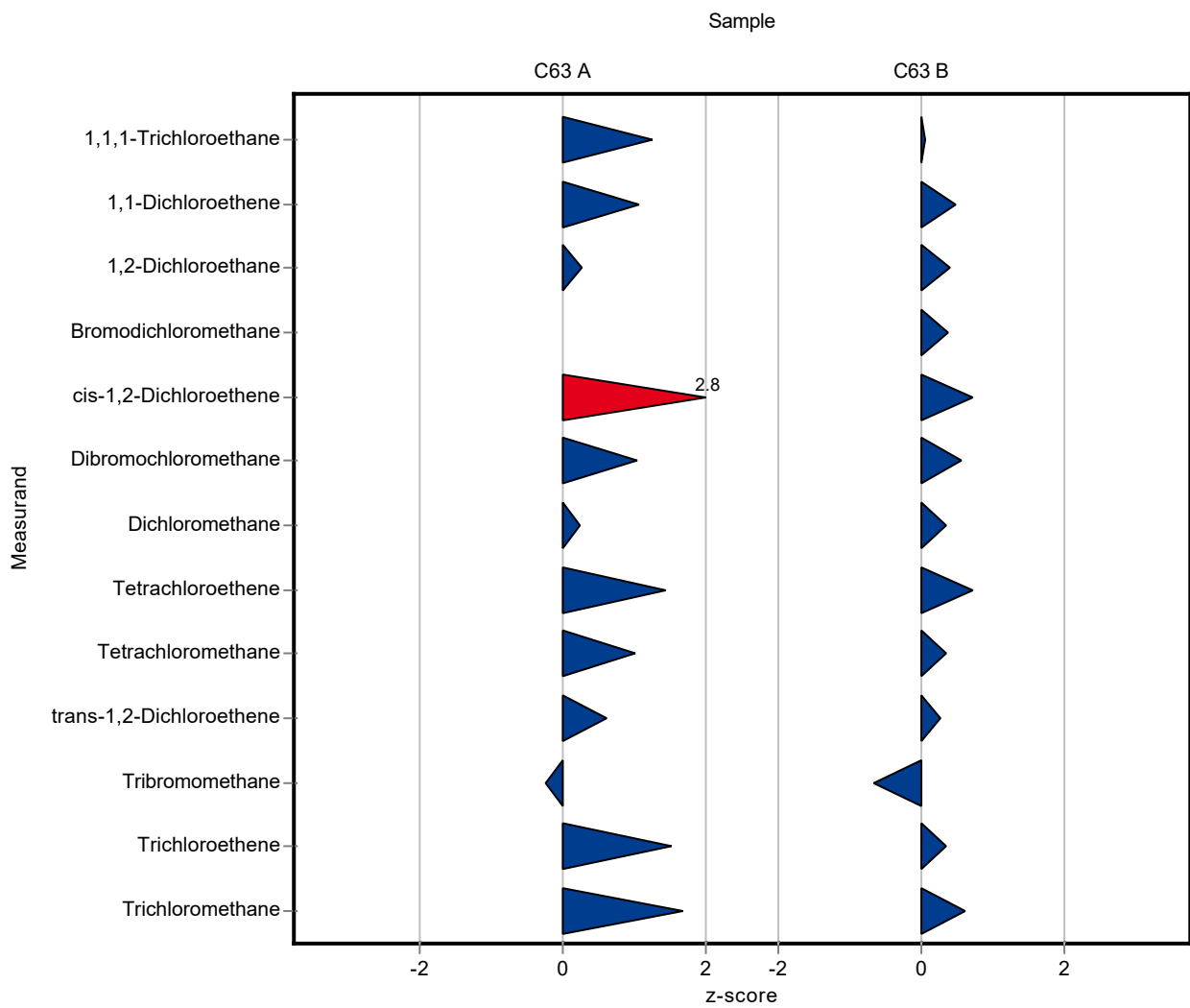
Sample: C63A

Parameter	Unit	Assigned value ± U (k=2)	Result ± U	Criterion	Recovery [%]	z-Score
1,1,1-Trichloroethane	µg/l	1.23 ± 0.0974	1.46 ± 0.15	0.185	119	1.24
1,1-Dichloroethene	µg/l	1.05 ± 0.0675	1.24 ± 0.12	0.178	118	1.07
1,2-Dichloroethane	µg/l	1.31 ± 0.0746	1.35 ± 0.13	0.17	103	0.26
Bromodichloromethane	µg/l	- ± -	<0.1 (LOQ) ± -	-	-	-
cis-1,2-Dichloroethene	µg/l	1.35 ± 0.144	1.73 ± 0.17	0.135	128	2.83
Dibromochloromethane	µg/l	1.91 ± 0.108	2.15 ± 0.2	0.23	112	1.03
Dichloromethane	µg/l	3.06 ± 0.166	3.16 ± 0.3	0.398	103	0.25
Tetrachloroethene	µg/l	0.981 ± 0.0443	1.22 ± 0.1	0.167	124	1.43
Tetrachloromethane	µg/l	1.19 ± 0.126	1.39 ± 0.14	0.191	116	1.02
trans-1,2-Dichloroethene	µg/l	1.37 ± 0.165	1.54 ± 0.15	0.274	112	0.62
Tribromomethane	µg/l	2.23 ± 0.146	2.17 ± 0.2	0.268	97.2	-0.23
Trichloroethene	µg/l	1.06 ± 0.0804	1.3 ± 0.13	0.159	123	1.51
Trichloromethane	µg/l	1.15 ± 0.07	1.4 ± 0.14	0.15	122	1.67

Sample: C63B

Parameter	Unit	Assigned value ± U (k=2)	Result ± U	Criterion	Recovery [%]	z-Score
1,1,1-Trichloroethane	µg/l	5.94 ± 0.472	6 ± 0.6	0.891	101	0.06
1,1-Dichloroethene	µg/l	5.49 ± 0.44	5.94 ± 0.6	0.934	108	0.48
1,2-Dichloroethane	µg/l	4.92 ± 0.257	5.18 ± 0.5	0.639	105	0.41
Bromodichloromethane	µg/l	7.87 ± 0.561	8.12 ± 0.8	0.661	103	0.37
cis-1,2-Dichloroethene	µg/l	6.22 ± 0.463	6.67 ± 0.7	0.622	107	0.72
Dibromochloromethane	µg/l	6.4 ± 0.387	6.82 ± 0.7	0.768	107	0.55
Dichloromethane	µg/l	8.95 ± 0.576	9.37 ± 0.9	1.16	105	0.36
Tetrachloroethene	µg/l	6.75 ± 0.208	7.58 ± 0.8	1.15	112	0.72
Tetrachloromethane	µg/l	5.31 ± 0.583	5.6 ± 0.6	0.85	105	0.34
trans-1,2-Dichloroethene	µg/l	4.56 ± 0.384	4.81 ± 0.5	0.913	105	0.27
Tribromomethane	µg/l	4.8 ± 0.385	4.42 ± 0.4	0.576	92.1	-0.66
Trichloroethene	µg/l	6.48 ± 0.474	6.83 ± 0.7	0.972	105	0.36
Trichloromethane	µg/l	8.99 ± 0.823	9.71 ± 1	1.17	108	0.61



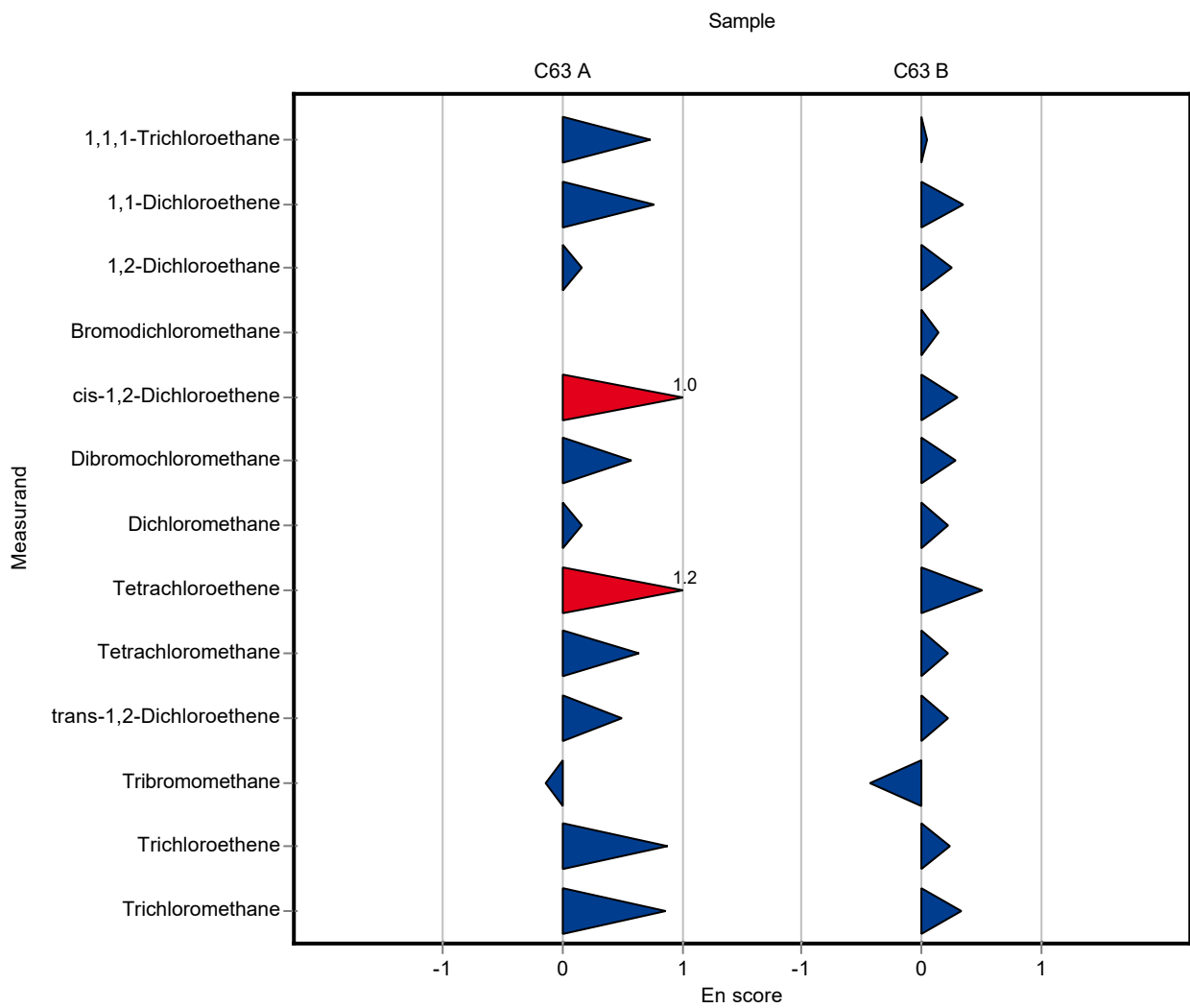


Sample: C63A

Parameter	Unit	Assigned value ± U (k=2)	Result ± U	Criterion	Recovery [%]	En-Score
1,1,1-Trichloroethane	µg/l	1.23 ± 0.0974	1.46 ± 0.15	0.185	119	0.73
1,1-Dichloroethene	µg/l	1.05 ± 0.0675	1.24 ± 0.12	0.178	118	0.77
1,2-Dichloroethane	µg/l	1.31 ± 0.0746	1.35 ± 0.13	0.17	103	0.16
Bromodichloromethane	µg/l	- ± -	<0.1 (LOQ) ± -	-	-	-
cis-1,2-Dichloroethene	µg/l	1.35 ± 0.144	1.73 ± 0.17	0.135	128	1.03
Dibromochloromethane	µg/l	1.91 ± 0.108	2.15 ± 0.2	0.23	112	0.57
Dichloromethane	µg/l	3.06 ± 0.166	3.16 ± 0.3	0.398	103	0.16
Tetrachloroethene	µg/l	0.981 ± 0.0443	1.22 ± 0.1	0.167	124	1.16
Tetrachloromethane	µg/l	1.19 ± 0.126	1.39 ± 0.14	0.191	116	0.64
trans-1,2-Dichloroethene	µg/l	1.37 ± 0.165	1.54 ± 0.15	0.274	112	0.50
Tribromomethane	µg/l	2.23 ± 0.146	2.17 ± 0.2	0.268	97.2	-0.15
Trichloroethene	µg/l	1.06 ± 0.0804	1.3 ± 0.13	0.159	123	0.88
Trichloromethane	µg/l	1.15 ± 0.07	1.4 ± 0.14	0.15	122	0.86

Sample: C63B

Parameter	Unit	Assigned value ± U (k=2)	Result ± U	Criterion	Recovery [%]	En-Score
1,1,1-Trichloroethane	µg/l	5.94 ± 0.472	6 ± 0.6	0.891	101	0.04
1,1-Dichloroethene	µg/l	5.49 ± 0.44	5.94 ± 0.6	0.934	108	0.35
1,2-Dichloroethane	µg/l	4.92 ± 0.257	5.18 ± 0.5	0.639	105	0.25
Bromodichloromethane	µg/l	7.87 ± 0.561	8.12 ± 0.8	0.661	103	0.14
cis-1,2-Dichloroethene	µg/l	6.22 ± 0.463	6.67 ± 0.7	0.622	107	0.30
Dibromochloromethane	µg/l	6.4 ± 0.387	6.82 ± 0.7	0.768	107	0.29
Dichloromethane	µg/l	8.95 ± 0.576	9.37 ± 0.9	1.16	105	0.22
Tetrachloroethene	µg/l	6.75 ± 0.208	7.58 ± 0.8	1.15	112	0.51
Tetrachloromethane	µg/l	5.31 ± 0.583	5.6 ± 0.6	0.85	105	0.22
trans-1,2-Dichloroethene	µg/l	4.56 ± 0.384	4.81 ± 0.5	0.913	105	0.23
Tribromomethane	µg/l	4.8 ± 0.385	4.42 ± 0.4	0.576	92.1	-0.43
Trichloroethene	µg/l	6.48 ± 0.474	6.83 ± 0.7	0.972	105	0.23
Trichloromethane	µg/l	8.99 ± 0.823	9.71 ± 1	1.17	108	0.33

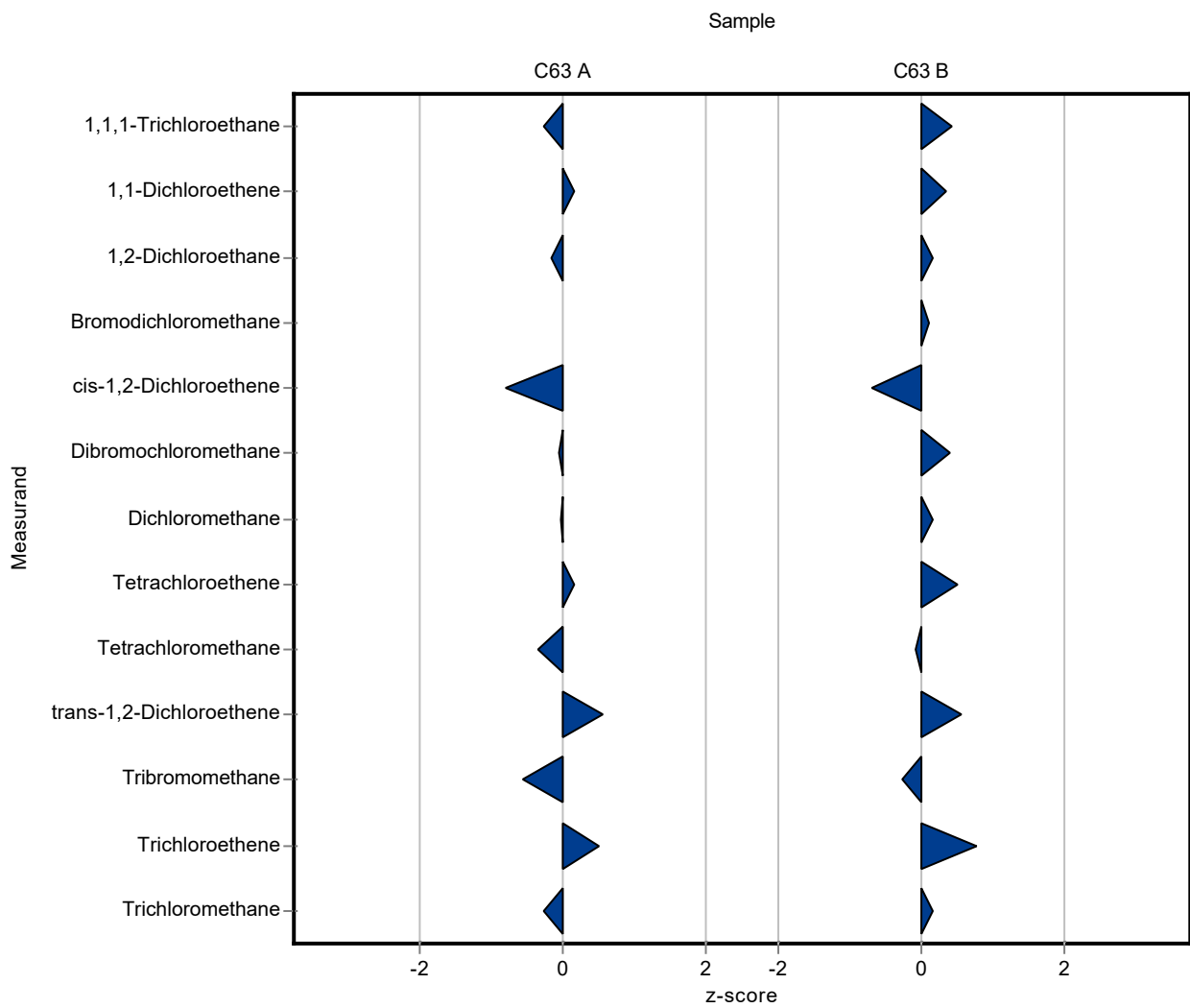


Sample: C63A

Parameter	Unit	Assigned value ± U (k=2)	Result ± U	Criterion	Recovery [%]	z-Score
1,1,1-Trichloroethane	µg/l	1.23 ± 0.0974	1.18 ± 0.24	0.185	95.9	-0.27
1,1-Dichloroethene	µg/l	1.05 ± 0.0675	1.08 ± 0.22	0.178	103	0.17
1,2-Dichloroethane	µg/l	1.31 ± 0.0746	1.28 ± 0.26	0.17	98	-0.15
Bromodichloromethane	µg/l	- ± -	<0.1 (LOQ) ± -	-	-	-
cis-1,2-Dichloroethene	µg/l	1.35 ± 0.144	1.24 ± 0.25	0.135	91.9	-0.81
Dibromochloromethane	µg/l	1.91 ± 0.108	1.9 ± 0.38	0.23	99.3	-0.06
Dichloromethane	µg/l	3.06 ± 0.166	3.05 ± 0.61	0.398	99.7	-0.03
Tetrachloroethene	µg/l	0.981 ± 0.0443	1.01 ± 0.2	0.167	103	0.17
Tetrachloromethane	µg/l	1.19 ± 0.126	1.13 ± 0.23	0.191	94.6	-0.34
trans-1,2-Dichloroethene	µg/l	1.37 ± 0.165	1.52 ± 0.3	0.274	111	0.55
Tribromomethane	µg/l	2.23 ± 0.146	2.08 ± 0.42	0.268	93.2	-0.57
Trichloroethene	µg/l	1.06 ± 0.0804	1.14 ± 0.23	0.159	108	0.50
Trichloromethane	µg/l	1.15 ± 0.07	1.11 ± 0.22	0.15	96.5	-0.27

Sample: C63B

Parameter	Unit	Assigned value ± U (k=2)	Result ± U	Criterion	Recovery [%]	z-Score
1,1,1-Trichloroethane	µg/l	5.94 ± 0.472	6.33 ± 1.27	0.891	107	0.43
1,1-Dichloroethene	µg/l	5.49 ± 0.44	5.81 ± 1.16	0.934	106	0.34
1,2-Dichloroethane	µg/l	4.92 ± 0.257	5.02 ± 1	0.639	102	0.16
Bromodichloromethane	µg/l	7.87 ± 0.561	7.94 ± 1.59	0.661	101	0.10
cis-1,2-Dichloroethene	µg/l	6.22 ± 0.463	5.79 ± 1.16	0.622	93.1	-0.69
Dibromochloromethane	µg/l	6.4 ± 0.387	6.71 ± 1.34	0.768	105	0.41
Dichloromethane	µg/l	8.95 ± 0.576	9.14 ± 1.83	1.16	102	0.16
Tetrachloroethene	µg/l	6.75 ± 0.208	7.33 ± 1.47	1.15	109	0.50
Tetrachloromethane	µg/l	5.31 ± 0.583	5.24 ± 1.05	0.85	98.7	-0.08
trans-1,2-Dichloroethene	µg/l	4.56 ± 0.384	5.08 ± 1.02	0.913	111	0.57
Tribromomethane	µg/l	4.8 ± 0.385	4.65 ± 0.93	0.576	96.9	-0.26
Trichloroethene	µg/l	6.48 ± 0.474	7.24 ± 1.45	0.972	112	0.78
Trichloromethane	µg/l	8.99 ± 0.823	9.19 ± 1.84	1.17	102	0.17

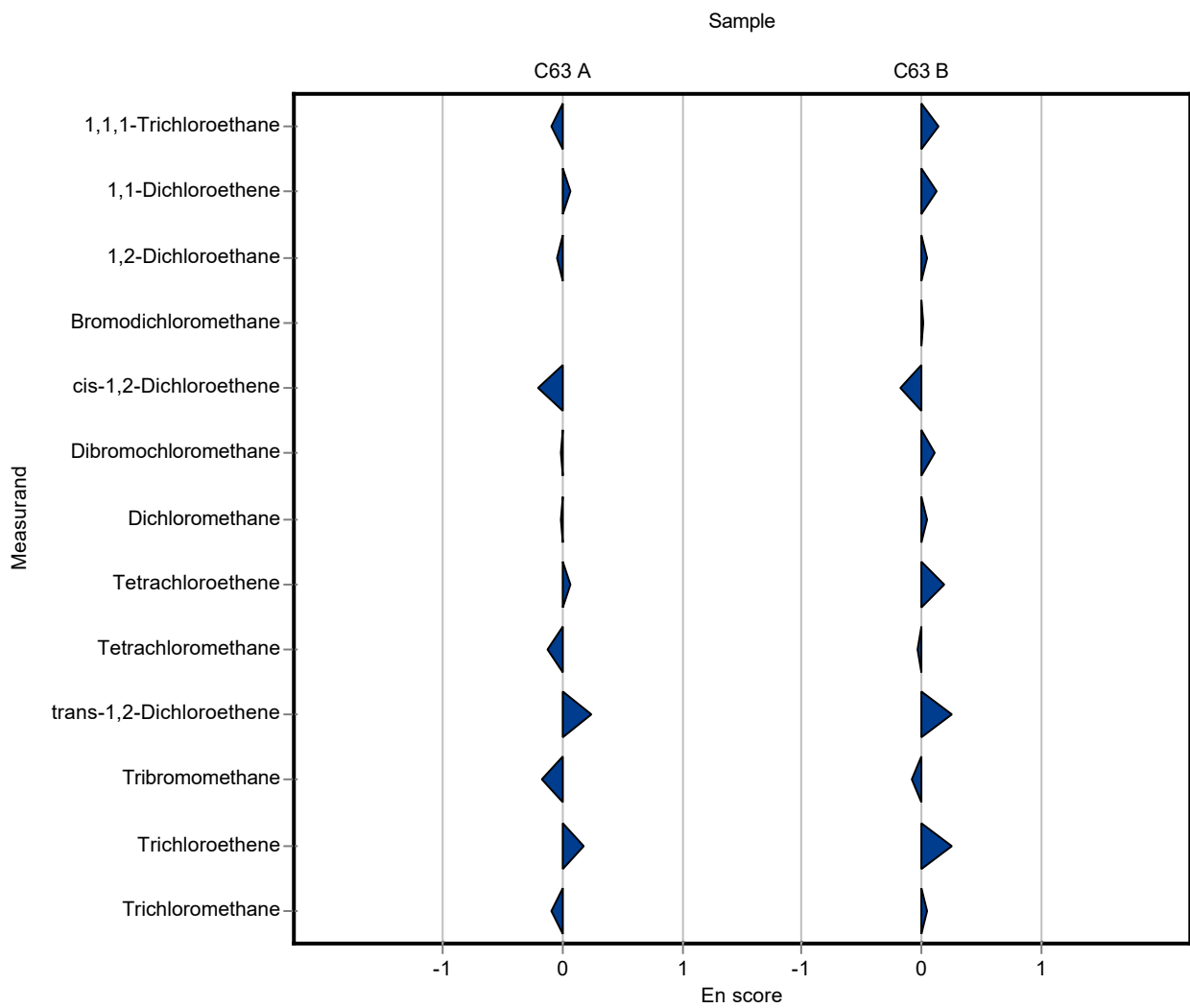


Sample: C63A

Parameter	Unit	Assigned value ± U (k=2)	Result ± U	Criterion	Recovery [%]	En-Score
1,1,1-Trichloroethane	µg/l	1.23 ± 0.0974	1.18 ± 0.24	0.185	95.9	-0.10
1,1-Dichloroethene	µg/l	1.05 ± 0.0675	1.08 ± 0.22	0.178	103	0.07
1,2-Dichloroethane	µg/l	1.31 ± 0.0746	1.28 ± 0.26	0.17	98	-0.05
Bromodichloromethane	µg/l	- ± -	<0.1 (LOQ) ± -	-	-	-
cis-1,2-Dichloroethene	µg/l	1.35 ± 0.144	1.24 ± 0.25	0.135	91.9	-0.21
Dibromochloromethane	µg/l	1.91 ± 0.108	1.9 ± 0.38	0.23	99.3	-0.02
Dichloromethane	µg/l	3.06 ± 0.166	3.05 ± 0.61	0.398	99.7	-0.01
Tetrachloroethene	µg/l	0.981 ± 0.0443	1.01 ± 0.2	0.167	103	0.07
Tetrachloromethane	µg/l	1.19 ± 0.126	1.13 ± 0.23	0.191	94.6	-0.14
trans-1,2-Dichloroethene	µg/l	1.37 ± 0.165	1.52 ± 0.3	0.274	111	0.24
Tribromomethane	µg/l	2.23 ± 0.146	2.08 ± 0.42	0.268	93.2	-0.18
Trichloroethene	µg/l	1.06 ± 0.0804	1.14 ± 0.23	0.159	108	0.17
Trichloromethane	µg/l	1.15 ± 0.07	1.11 ± 0.22	0.15	96.5	-0.09

Sample: C63B

Parameter	Unit	Assigned value ± U (k=2)	Result ± U	Criterion	Recovery [%]	En-Score
1,1,1-Trichloroethane	µg/l	5.94 ± 0.472	6.33 ± 1.27	0.891	107	0.15
1,1-Dichloroethene	µg/l	5.49 ± 0.44	5.81 ± 1.16	0.934	106	0.14
1,2-Dichloroethane	µg/l	4.92 ± 0.257	5.02 ± 1	0.639	102	0.05
Bromodichloromethane	µg/l	7.87 ± 0.561	7.94 ± 1.59	0.661	101	0.02
cis-1,2-Dichloroethene	µg/l	6.22 ± 0.463	5.79 ± 1.16	0.622	93.1	-0.18
Dibromochloromethane	µg/l	6.4 ± 0.387	6.71 ± 1.34	0.768	105	0.12
Dichloromethane	µg/l	8.95 ± 0.576	9.14 ± 1.83	1.16	102	0.05
Tetrachloroethene	µg/l	6.75 ± 0.208	7.33 ± 1.47	1.15	109	0.20
Tetrachloromethane	µg/l	5.31 ± 0.583	5.24 ± 1.05	0.85	98.7	-0.03
trans-1,2-Dichloroethene	µg/l	4.56 ± 0.384	5.08 ± 1.02	0.913	111	0.25
Tribromomethane	µg/l	4.8 ± 0.385	4.65 ± 0.93	0.576	96.9	-0.08
Trichloroethene	µg/l	6.48 ± 0.474	7.24 ± 1.45	0.972	112	0.26
Trichloromethane	µg/l	8.99 ± 0.823	9.19 ± 1.84	1.17	102	0.05



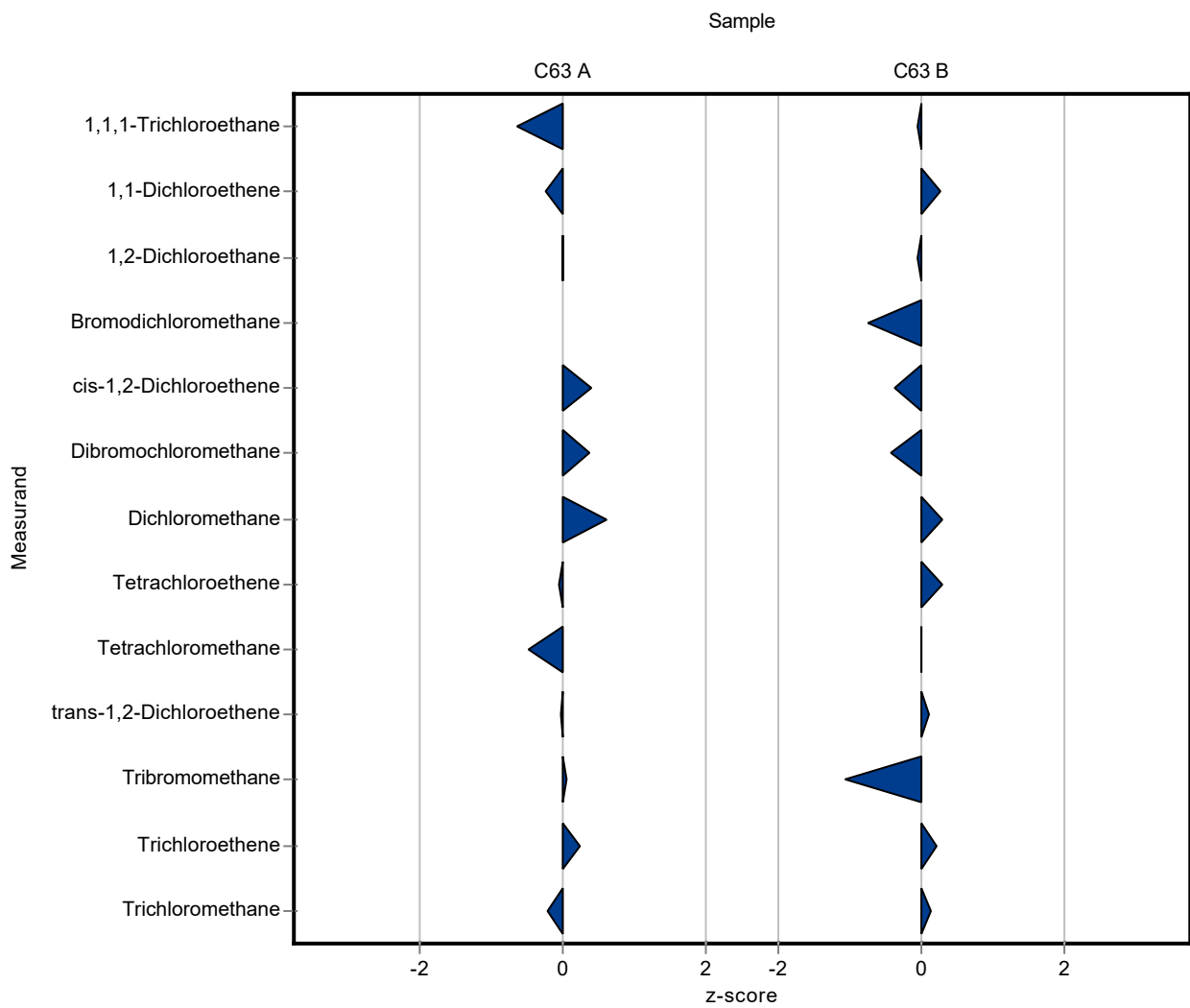
Sample: C63A

Parameter	Unit	Assigned value ± U (k=2)	Result ± U	Criterion	Recovery [%]	z-Score
1,1,1-Trichloroethane	µg/l	1.23 ± 0.0974	1.1133 ± 0.1893	0.185	90.5	-0.64
1,1-Dichloroethene	µg/l	1.05 ± 0.0675	1.0056 ± 0.1408	0.178	95.8	-0.24
1,2-Dichloroethane	µg/l	1.31 ± 0.0746	1.307 ± 0.1568	0.17	100	0.01
Bromodichloromethane	µg/l	- ± -	0.0418 ± 0.0046	-	-	-
cis-1,2-Dichloroethene	µg/l	1.35 ± 0.144	1.4029 ± 0.1403	0.135	104	0.40
Dibromochloromethane	µg/l	1.91 ± 0.108	1.9979 ± 0.2198	0.23	104	0.37
Dichloromethane	µg/l	3.06 ± 0.166	3.2994 ± 0.5279	0.398	108	0.60
Tetrachloroethene	µg/l	0.981 ± 0.0443	0.9705 ± 0.1456	0.167	98.9	-0.07
Tetrachloromethane	µg/l	1.19 ± 0.126	1.1054 ± 0.199	0.191	92.5	-0.47
trans-1,2-Dichloroethene	µg/l	1.37 ± 0.165	1.3586 ± 0.1766	0.274	99.2	-0.04
Tribromomethane	µg/l	2.23 ± 0.146	2.2489 ± 0.2924	0.268	101	0.06
Trichloroethene	µg/l	1.06 ± 0.0804	1.0999 ± 0.121	0.159	104	0.25
Trichloromethane	µg/l	1.15 ± 0.07	1.1177 ± 0.1565	0.15	97.2	-0.22

Sample: C63B

Parameter	Unit	Assigned value ± U (k=2)	Result ± U	Criterion	Recovery [%]	z-Score
1,1,1-Trichloroethane	µg/l	5.94 ± 0.472	5.8923 ± 1.0017	0.891	99.1	-0.06
1,1-Dichloroethene	µg/l	5.49 ± 0.44	5.7408 ± 0.8037	0.934	105	0.27
1,2-Dichloroethane	µg/l	4.92 ± 0.257	4.8802 ± 0.5856	0.639	99.2	-0.06
Bromodichloromethane	µg/l	7.87 ± 0.561	7.38 ± 0.8118	0.661	93.7	-0.75
cis-1,2-Dichloroethene	µg/l	6.22 ± 0.463	5.9907 ± 0.5991	0.622	96.3	-0.37
Dibromochloromethane	µg/l	6.4 ± 0.387	6.077 ± 0.6685	0.768	95	-0.42
Dichloromethane	µg/l	8.95 ± 0.576	9.2983 ± 1.4877	1.16	104	0.30
Tetrachloroethene	µg/l	6.75 ± 0.208	7.0864 ± 1.063	1.15	105	0.29
Tetrachloromethane	µg/l	5.31 ± 0.583	5.3062 ± 0.9551	0.85	99.9	0.00
trans-1,2-Dichloroethene	µg/l	4.56 ± 0.384	4.6573 ± 0.6055	0.913	102	0.10
Tribromomethane	µg/l	4.8 ± 0.385	4.1865 ± 0.5443	0.576	87.2	-1.07
Trichloroethene	µg/l	6.48 ± 0.474	6.7003 ± 0.737	0.972	103	0.22
Trichloromethane	µg/l	8.99 ± 0.823	9.1532 ± 1.2815	1.17	102	0.14



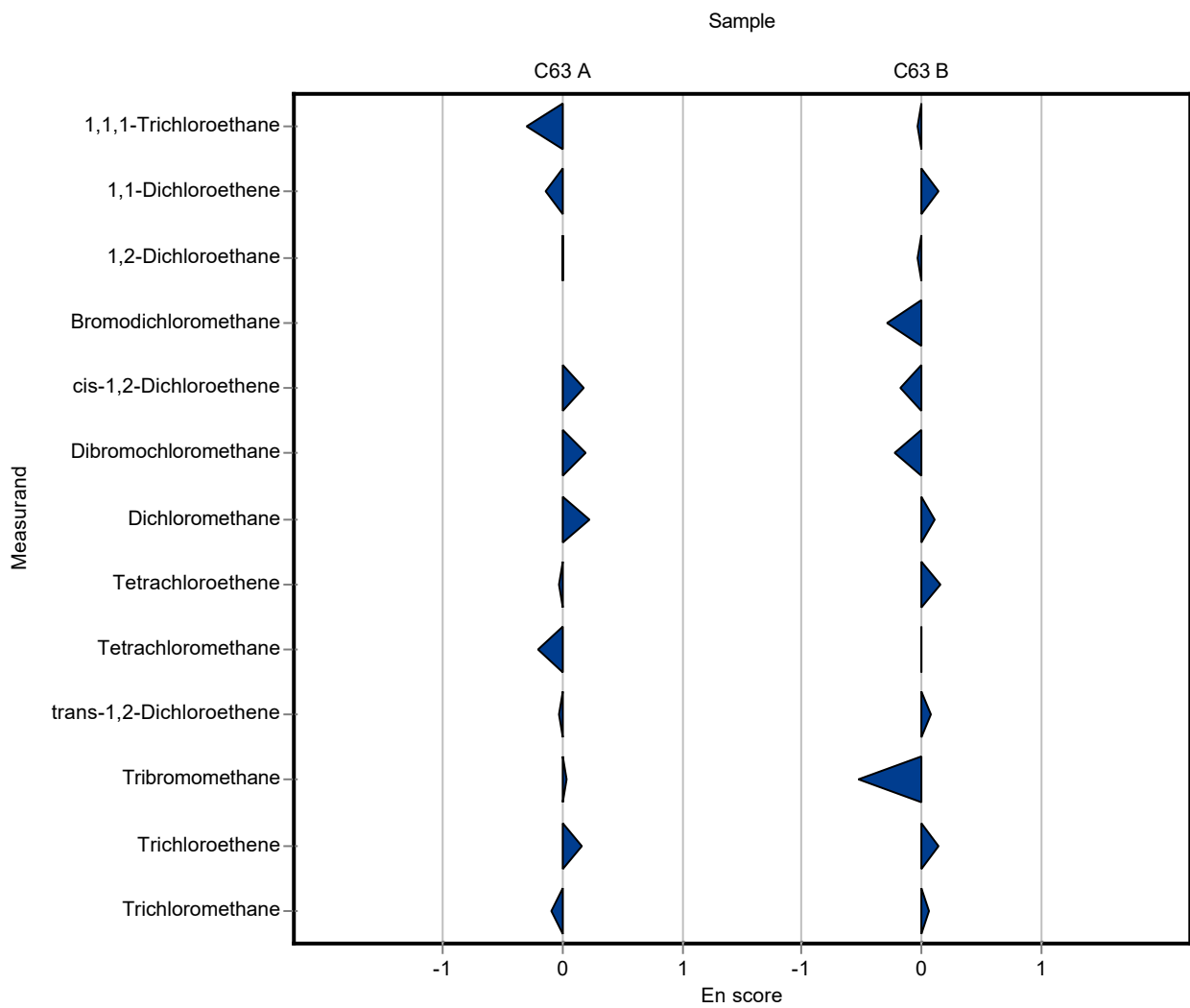


Sample: C63A

Parameter	Unit	Assigned value ± U (k=2)	Result ± U	Criterion	Recovery [%]	En-Score
1,1,1-Trichloroethane	µg/l	1.23 ± 0.0974	1.1133 ± 0.1893	0.185	90.5	-0.30
1,1-Dichloroethene	µg/l	1.05 ± 0.0675	1.0056 ± 0.1408	0.178	95.8	-0.15
1,2-Dichloroethane	µg/l	1.31 ± 0.0746	1.307 ± 0.1568	0.17	100	0.00
Bromodichloromethane	µg/l	- ± -	0.0418 ± 0.0046	-	-	-
cis-1,2-Dichloroethene	µg/l	1.35 ± 0.144	1.4029 ± 0.1403	0.135	104	0.17
Dibromochloromethane	µg/l	1.91 ± 0.108	1.9979 ± 0.2198	0.23	104	0.19
Dichloromethane	µg/l	3.06 ± 0.166	3.2994 ± 0.5279	0.398	108	0.22
Tetrachloroethene	µg/l	0.981 ± 0.0443	0.9705 ± 0.1456	0.167	98.9	-0.04
Tetrachloromethane	µg/l	1.19 ± 0.126	1.1054 ± 0.199	0.191	92.5	-0.21
trans-1,2-Dichloroethene	µg/l	1.37 ± 0.165	1.3586 ± 0.1766	0.274	99.2	-0.03
Tribromomethane	µg/l	2.23 ± 0.146	2.2489 ± 0.2924	0.268	101	0.03
Trichloroethene	µg/l	1.06 ± 0.0804	1.0999 ± 0.121	0.159	104	0.16
Trichloromethane	µg/l	1.15 ± 0.07	1.1177 ± 0.1565	0.15	97.2	-0.10

Sample: C63B

Parameter	Unit	Assigned value ± U (k=2)	Result ± U	Criterion	Recovery [%]	En-Score
1,1,1-Trichloroethane	µg/l	5.94 ± 0.472	5.8923 ± 1.0017	0.891	99.1	-0.02
1,1-Dichloroethene	µg/l	5.49 ± 0.44	5.7408 ± 0.8037	0.934	105	0.15
1,2-Dichloroethane	µg/l	4.92 ± 0.257	4.8802 ± 0.5856	0.639	99.2	-0.03
Bromodichloromethane	µg/l	7.87 ± 0.561	7.38 ± 0.8118	0.661	93.7	-0.29
cis-1,2-Dichloroethene	µg/l	6.22 ± 0.463	5.9907 ± 0.5991	0.622	96.3	-0.18
Dibromochloromethane	µg/l	6.4 ± 0.387	6.077 ± 0.6685	0.768	95	-0.23
Dichloromethane	µg/l	8.95 ± 0.576	9.2983 ± 1.4877	1.16	104	0.11
Tetrachloroethene	µg/l	6.75 ± 0.208	7.0864 ± 1.063	1.15	105	0.15
Tetrachloromethane	µg/l	5.31 ± 0.583	5.3062 ± 0.9551	0.85	99.9	0.00
trans-1,2-Dichloroethene	µg/l	4.56 ± 0.384	4.6573 ± 0.6055	0.913	102	0.07
Tribromomethane	µg/l	4.8 ± 0.385	4.1865 ± 0.5443	0.576	87.2	-0.53
Trichloroethene	µg/l	6.48 ± 0.474	6.7003 ± 0.737	0.972	103	0.14
Trichloromethane	µg/l	8.99 ± 0.823	9.1532 ± 1.2815	1.17	102	0.06

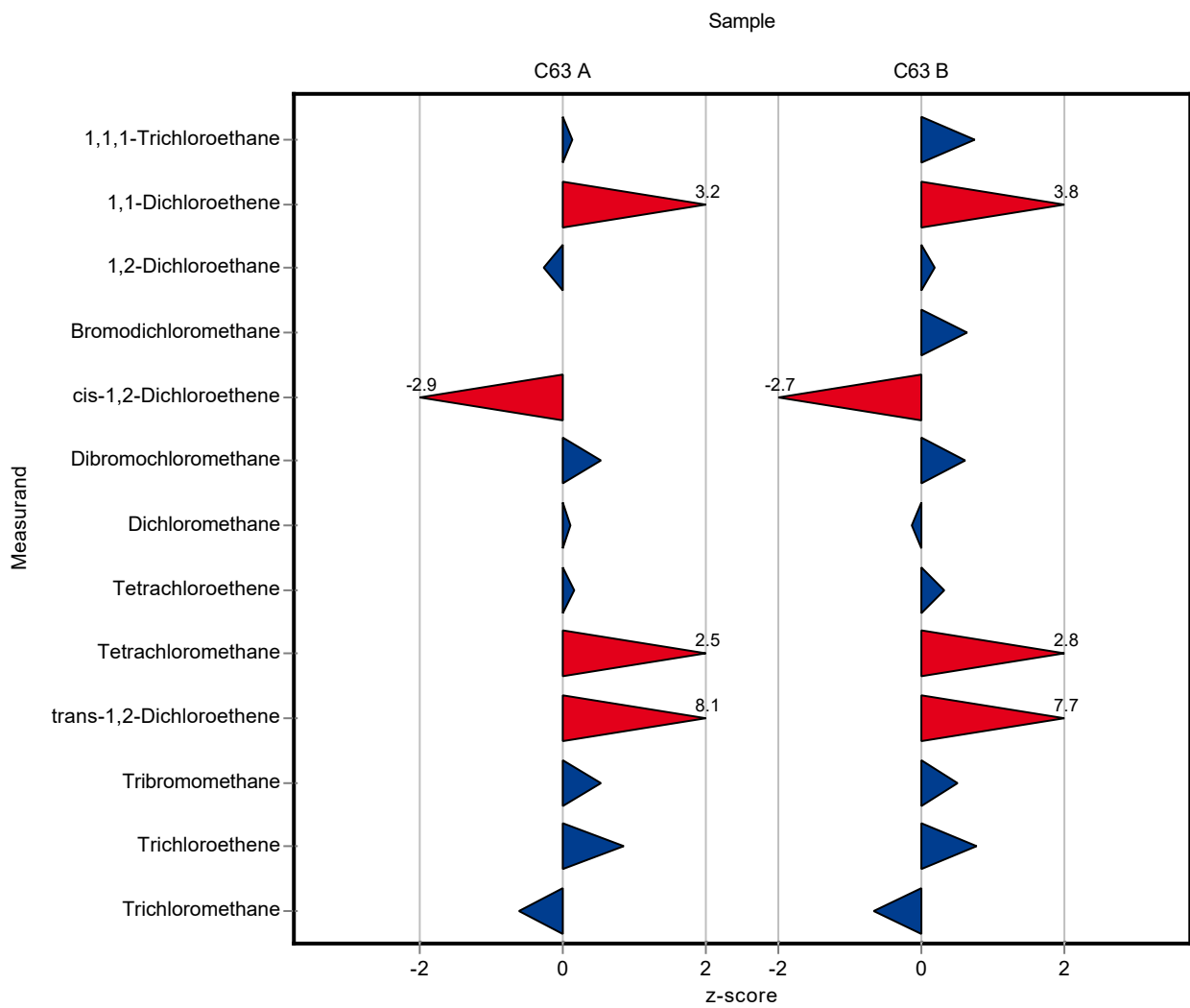


Sample: C63A

Parameter	Unit	Assigned value ± U (k=2)	Result ± U	Criterion	Recovery [%]	z-Score
1,1,1-Trichloroethane	µg/l	1.23 ± 0.0974	1.257 ± 0.088	0.185	102	0.14
1,1-Dichloroethene	µg/l	1.05 ± 0.0675	1.628 ± 0.103	0.178	155	3.25
1,2-Dichloroethane	µg/l	1.31 ± 0.0746	1.259 ± 0.101	0.17	96.4	-0.28
Bromodichloromethane	µg/l	- ± -	0.037 ± 0.004	-	-	-
cis-1,2-Dichloroethene	µg/l	1.35 ± 0.144	0.953 ± 0.215	0.135	70.7	-2.93
Dibromochloromethane	µg/l	1.91 ± 0.108	2.039 ± 0.273	0.23	107	0.55
Dichloromethane	µg/l	3.06 ± 0.166	3.101 ± 0.434	0.398	101	0.10
Tetrachloroethene	µg/l	0.981 ± 0.0443	1.008 ± 0.112	0.167	103	0.16
Tetrachloromethane	µg/l	1.19 ± 0.126	1.665 ± 0.129	0.191	139	2.46
trans-1,2-Dichloroethene	µg/l	1.37 ± 0.165	3.597 ± 0.583	0.274	263	8.13
Tribromomethane	µg/l	2.23 ± 0.146	2.374 ± 0.161	0.268	106	0.53
Trichloroethene	µg/l	1.06 ± 0.0804	1.197 ± 0.16	0.159	113	0.86
Trichloromethane	µg/l	1.15 ± 0.07	1.057 ± 0.073	0.15	91.9	-0.62

Sample: C63B

Parameter	Unit	Assigned value ± U (k=2)	Result ± U	Criterion	Recovery [%]	z-Score
1,1,1-Trichloroethane	µg/l	5.94 ± 0.472	6.597 ± 0.462	0.891	111	0.73
1,1-Dichloroethene	µg/l	5.49 ± 0.44	9.004 ± 0.567	0.934	164	3.76
1,2-Dichloroethane	µg/l	4.92 ± 0.257	5.041 ± 0.403	0.639	103	0.19
Bromodichloromethane	µg/l	7.87 ± 0.561	8.3 ± 0.913	0.661	105	0.64
cis-1,2-Dichloroethene	µg/l	6.22 ± 0.463	4.514 ± 1.02	0.622	72.6	-2.74
Dibromochloromethane	µg/l	6.4 ± 0.387	6.876 ± 0.921	0.768	107	0.62
Dichloromethane	µg/l	8.95 ± 0.576	8.783 ± 1.23	1.16	98.1	-0.15
Tetrachloroethene	µg/l	6.75 ± 0.208	7.107 ± 0.789	1.15	105	0.31
Tetrachloromethane	µg/l	5.31 ± 0.583	7.653 ± 0.594	0.85	144	2.76
trans-1,2-Dichloroethene	µg/l	4.56 ± 0.384	11.623 ± 1.883	0.913	255	7.74
Tribromomethane	µg/l	4.8 ± 0.385	5.088 ± 0.346	0.576	106	0.50
Trichloroethene	µg/l	6.48 ± 0.474	7.228 ± 0.969	0.972	111	0.77
Trichloromethane	µg/l	8.99 ± 0.823	8.225 ± 0.559	1.17	91.5	-0.66

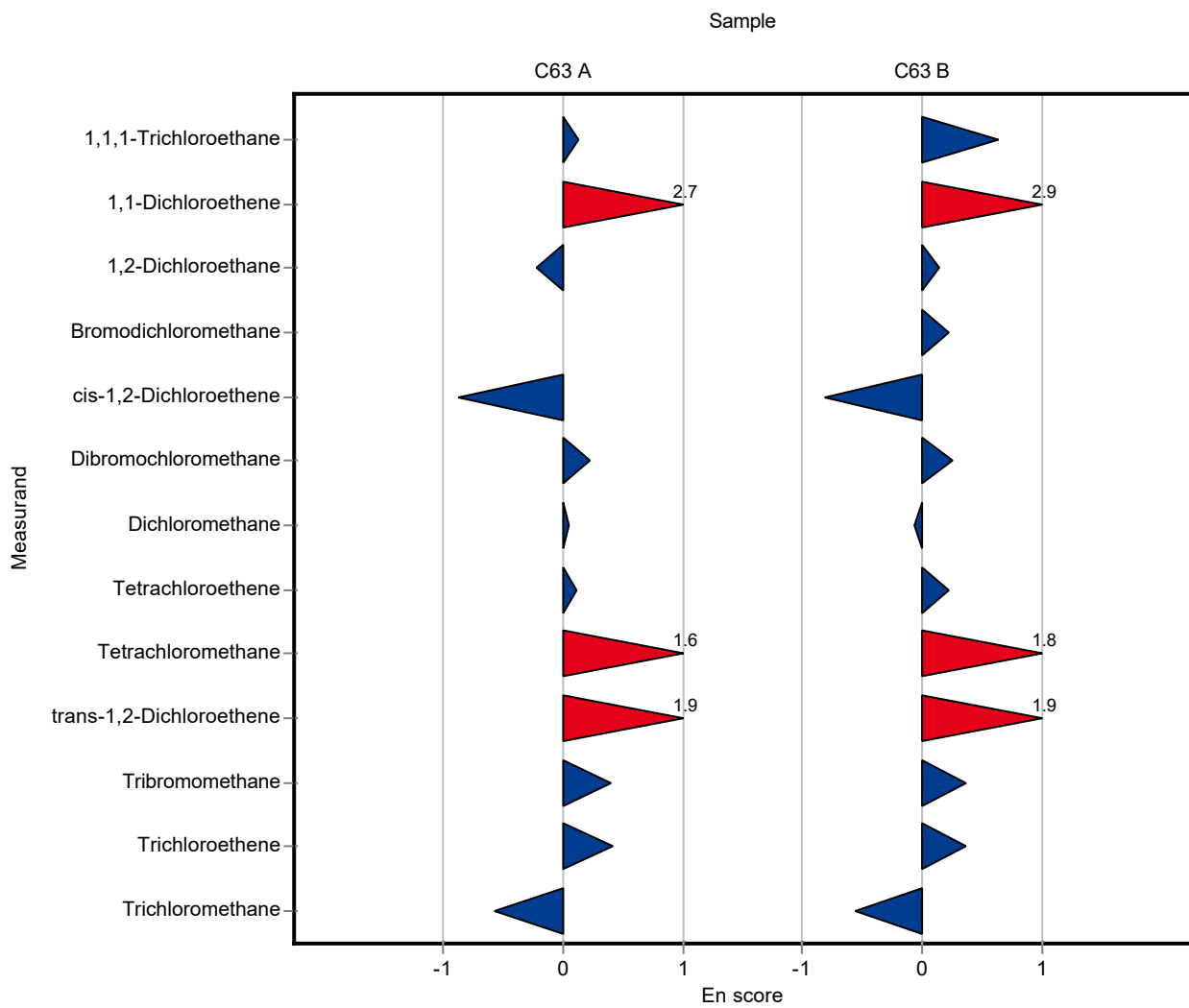


Sample: C63A

Parameter	Unit	Assigned value ± U (k=2)	Result ± U	Criterion	Recovery [%]	En-Score
1,1,1-Trichloroethane	µg/l	1.23 ± 0.0974	1.257 ± 0.088	0.185	102	0.13
1,1-Dichloroethene	µg/l	1.05 ± 0.0675	1.628 ± 0.103	0.178	155	2.67
1,2-Dichloroethane	µg/l	1.31 ± 0.0746	1.259 ± 0.101	0.17	96.4	-0.22
Bromodichloromethane	µg/l	- ± -	0.037 ± 0.004	-	-	-
cis-1,2-Dichloroethene	µg/l	1.35 ± 0.144	0.953 ± 0.215	0.135	70.7	-0.87
Dibromochloromethane	µg/l	1.91 ± 0.108	2.039 ± 0.273	0.23	107	0.23
Dichloromethane	µg/l	3.06 ± 0.166	3.101 ± 0.434	0.398	101	0.05
Tetrachloroethene	µg/l	0.981 ± 0.0443	1.008 ± 0.112	0.167	103	0.12
Tetrachloromethane	µg/l	1.19 ± 0.126	1.665 ± 0.129	0.191	139	1.64
trans-1,2-Dichloroethene	µg/l	1.37 ± 0.165	3.597 ± 0.583	0.274	263	1.89
Tribromomethane	µg/l	2.23 ± 0.146	2.374 ± 0.161	0.268	106	0.40
Trichloroethene	µg/l	1.06 ± 0.0804	1.197 ± 0.16	0.159	113	0.41
Trichloromethane	µg/l	1.15 ± 0.07	1.057 ± 0.073	0.15	91.9	-0.58

Sample: C63B

Parameter	Unit	Assigned value ± U (k=2)	Result ± U	Criterion	Recovery [%]	En-Score
1,1,1-Trichloroethane	µg/l	5.94 ± 0.472	6.597 ± 0.462	0.891	111	0.63
1,1-Dichloroethene	µg/l	5.49 ± 0.44	9.004 ± 0.567	0.934	164	2.89
1,2-Dichloroethane	µg/l	4.92 ± 0.257	5.041 ± 0.403	0.639	103	0.15
Bromodichloromethane	µg/l	7.87 ± 0.561	8.3 ± 0.913	0.661	105	0.22
cis-1,2-Dichloroethene	µg/l	6.22 ± 0.463	4.514 ± 1.02	0.622	72.6	-0.82
Dibromochloromethane	µg/l	6.4 ± 0.387	6.876 ± 0.921	0.768	107	0.25
Dichloromethane	µg/l	8.95 ± 0.576	8.783 ± 1.23	1.16	98.1	-0.07
Tetrachloroethene	µg/l	6.75 ± 0.208	7.107 ± 0.789	1.15	105	0.22
Tetrachloromethane	µg/l	5.31 ± 0.583	7.653 ± 0.594	0.85	144	1.77
trans-1,2-Dichloroethene	µg/l	4.56 ± 0.384	11.623 ± 1.883	0.913	255	1.86
Tribromomethane	µg/l	4.8 ± 0.385	5.088 ± 0.346	0.576	106	0.36
Trichloroethene	µg/l	6.48 ± 0.474	7.228 ± 0.969	0.972	111	0.37
Trichloromethane	µg/l	8.99 ± 0.823	8.225 ± 0.559	1.17	91.5	-0.55



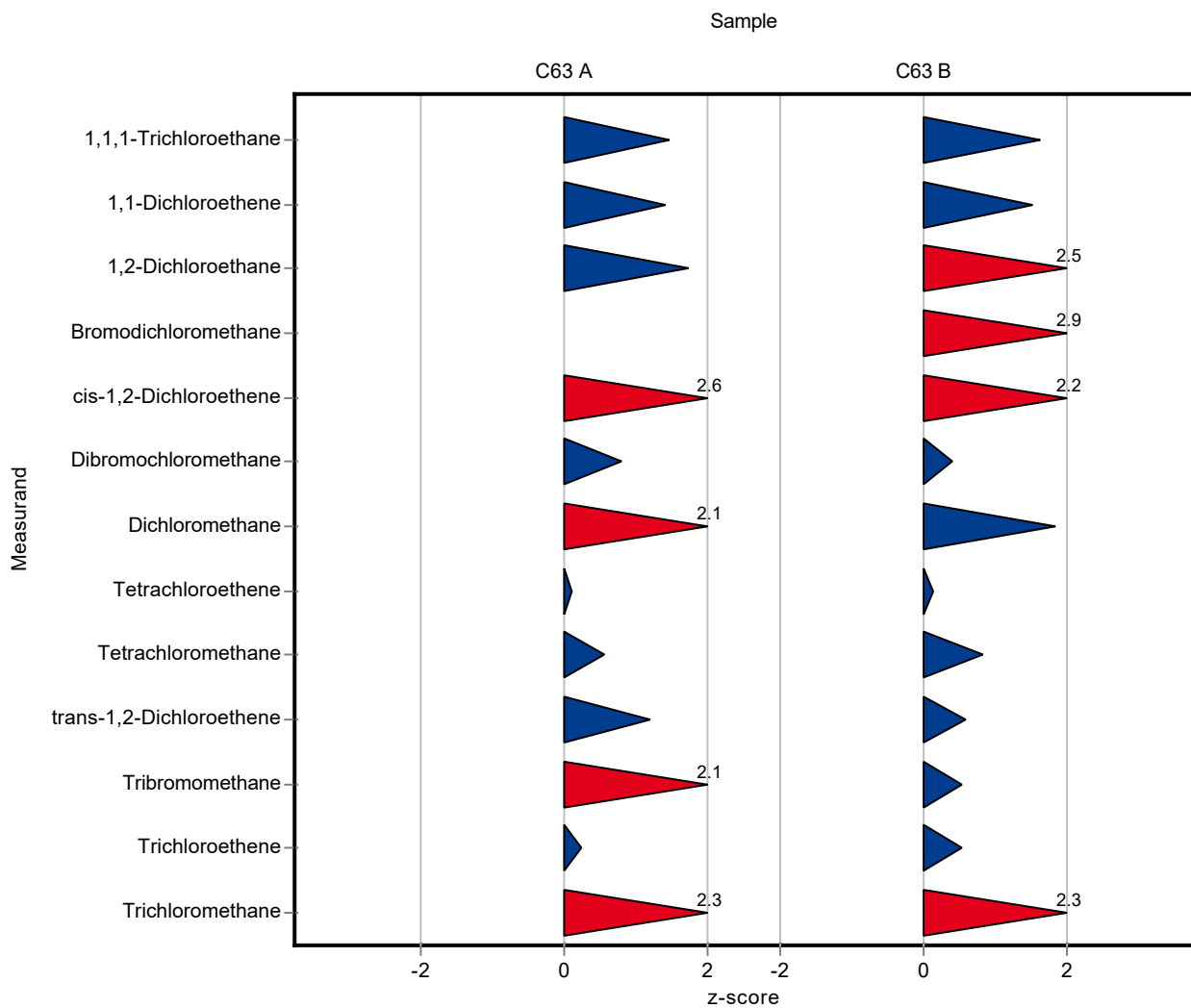
Sample: C63A

Parameter	Unit	Assigned value ± U (k=2)	Result ± U	Criterion	Recovery [%]	z-Score
1,1,1-Trichloroethane	µg/l	1.23 ± 0.0974	1.5 ± 0.3	0.185	122	1.46
1,1-Dichloroethene	µg/l	1.05 ± 0.0675	1.3 ± 0.3	0.178	124	1.41
1,2-Dichloroethane	µg/l	1.31 ± 0.0746	1.6 ± 0.3	0.17	123	1.73
Bromodichloromethane	µg/l	- ± -	<0.05 (LOQ) ± -	-	-	-
cis-1,2-Dichloroethene	µg/l	1.35 ± 0.144	1.7 ± 0.3	0.135	126	2.60
Dibromochloromethane	µg/l	1.91 ± 0.108	2.1 ± 0.4	0.23	110	0.81
Dichloromethane	µg/l	3.06 ± 0.166	3.9 ± 0.8	0.398	127	2.11
Tetrachloroethene	µg/l	0.981 ± 0.0443	1 ± 0.2	0.167	102	0.11
Tetrachloromethane	µg/l	1.19 ± 0.126	1.3 ± 0.3	0.191	109	0.55
trans-1,2-Dichloroethene	µg/l	1.37 ± 0.165	1.7 ± 0.3	0.274	124	1.21
Tribromomethane	µg/l	2.23 ± 0.146	2.8 ± 0.6	0.268	125	2.12
Trichloroethene	µg/l	1.06 ± 0.0804	1.1 ± 0.2	0.159	104	0.25
Trichloromethane	µg/l	1.15 ± 0.07	1.5 ± 0.3	0.15	130	2.34

Sample: C63B

Parameter	Unit	Assigned value ± U (k=2)	Result ± U	Criterion	Recovery [%]	z-Score
1,1,1-Trichloroethane	µg/l	5.94 ± 0.472	7.4 ± 1.5	0.891	125	1.63
1,1-Dichloroethene	µg/l	5.49 ± 0.44	6.9 ± 1.4	0.934	126	1.51
1,2-Dichloroethane	µg/l	4.92 ± 0.257	6.5 ± 1.3	0.639	132	2.48
Bromodichloromethane	µg/l	7.87 ± 0.561	9.8 ± 2	0.661	124	2.91
cis-1,2-Dichloroethene	µg/l	6.22 ± 0.463	7.6 ± 1.5	0.622	122	2.22
Dibromochloromethane	µg/l	6.4 ± 0.387	6.7 ± 1.3	0.768	105	0.39
Dichloromethane	µg/l	8.95 ± 0.576	11.1 ± 2.2	1.16	124	1.85
Tetrachloroethene	µg/l	6.75 ± 0.208	6.9 ± 1.4	1.15	102	0.13
Tetrachloromethane	µg/l	5.31 ± 0.583	6 ± 1.2	0.85	113	0.81
trans-1,2-Dichloroethene	µg/l	4.56 ± 0.384	5.1 ± 1	0.913	112	0.59
Tribromomethane	µg/l	4.8 ± 0.385	5.1 ± 1	0.576	106	0.52
Trichloroethene	µg/l	6.48 ± 0.474	7 ± 1.4	0.972	108	0.53
Trichloromethane	µg/l	8.99 ± 0.823	11.7 ± 2.3	1.17	130	2.32



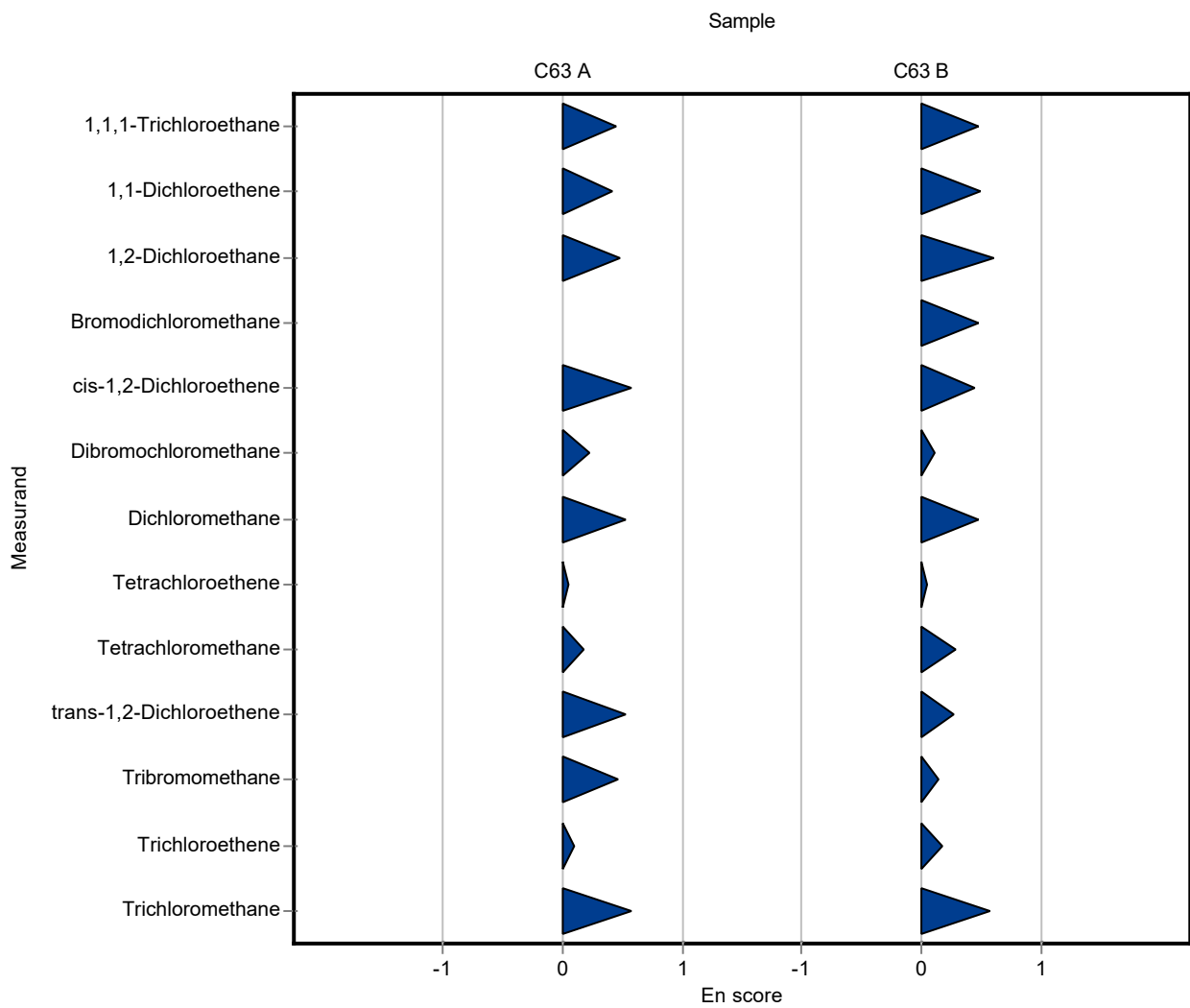


Sample: C63A

Parameter	Unit	Assigned value ± U (k=2)	Result ± U	Criterion	Recovery [%]	En-Score
1,1,1-Trichloroethane	µg/l	1.23 ± 0.0974	1.5 ± 0.3	0.185	122	0.44
1,1-Dichloroethene	µg/l	1.05 ± 0.0675	1.3 ± 0.3	0.178	124	0.41
1,2-Dichloroethane	µg/l	1.31 ± 0.0746	1.6 ± 0.3	0.17	123	0.49
Bromodichloromethane	µg/l	- ± -	<0.05 (LOQ) ± -	-	-	-
cis-1,2-Dichloroethene	µg/l	1.35 ± 0.144	1.7 ± 0.3	0.135	126	0.57
Dibromochloromethane	µg/l	1.91 ± 0.108	2.1 ± 0.4	0.23	110	0.23
Dichloromethane	µg/l	3.06 ± 0.166	3.9 ± 0.8	0.398	127	0.52
Tetrachloroethene	µg/l	0.981 ± 0.0443	1 ± 0.2	0.167	102	0.05
Tetrachloromethane	µg/l	1.19 ± 0.126	1.3 ± 0.3	0.191	109	0.17
trans-1,2-Dichloroethene	µg/l	1.37 ± 0.165	1.7 ± 0.3	0.274	124	0.53
Tribromomethane	µg/l	2.23 ± 0.146	2.8 ± 0.6	0.268	125	0.47
Trichloroethene	µg/l	1.06 ± 0.0804	1.1 ± 0.2	0.159	104	0.10
Trichloromethane	µg/l	1.15 ± 0.07	1.5 ± 0.3	0.15	130	0.58

Sample: C63B

Parameter	Unit	Assigned value ± U (k=2)	Result ± U	Criterion	Recovery [%]	En-Score
1,1,1-Trichloroethane	µg/l	5.94 ± 0.472	7.4 ± 1.5	0.891	125	0.48
1,1-Dichloroethene	µg/l	5.49 ± 0.44	6.9 ± 1.4	0.934	126	0.50
1,2-Dichloroethane	µg/l	4.92 ± 0.257	6.5 ± 1.3	0.639	132	0.61
Bromodichloromethane	µg/l	7.87 ± 0.561	9.8 ± 2	0.661	124	0.48
cis-1,2-Dichloroethene	µg/l	6.22 ± 0.463	7.6 ± 1.5	0.622	122	0.46
Dibromochloromethane	µg/l	6.4 ± 0.387	6.7 ± 1.3	0.768	105	0.12
Dichloromethane	µg/l	8.95 ± 0.576	11.1 ± 2.2	1.16	124	0.48
Tetrachloroethene	µg/l	6.75 ± 0.208	6.9 ± 1.4	1.15	102	0.05
Tetrachloromethane	µg/l	5.31 ± 0.583	6 ± 1.2	0.85	113	0.28
trans-1,2-Dichloroethene	µg/l	4.56 ± 0.384	5.1 ± 1	0.913	112	0.26
Tribromomethane	µg/l	4.8 ± 0.385	5.1 ± 1	0.576	106	0.15
Trichloroethene	µg/l	6.48 ± 0.474	7 ± 1.4	0.972	108	0.18
Trichloromethane	µg/l	8.99 ± 0.823	11.7 ± 2.3	1.17	130	0.58

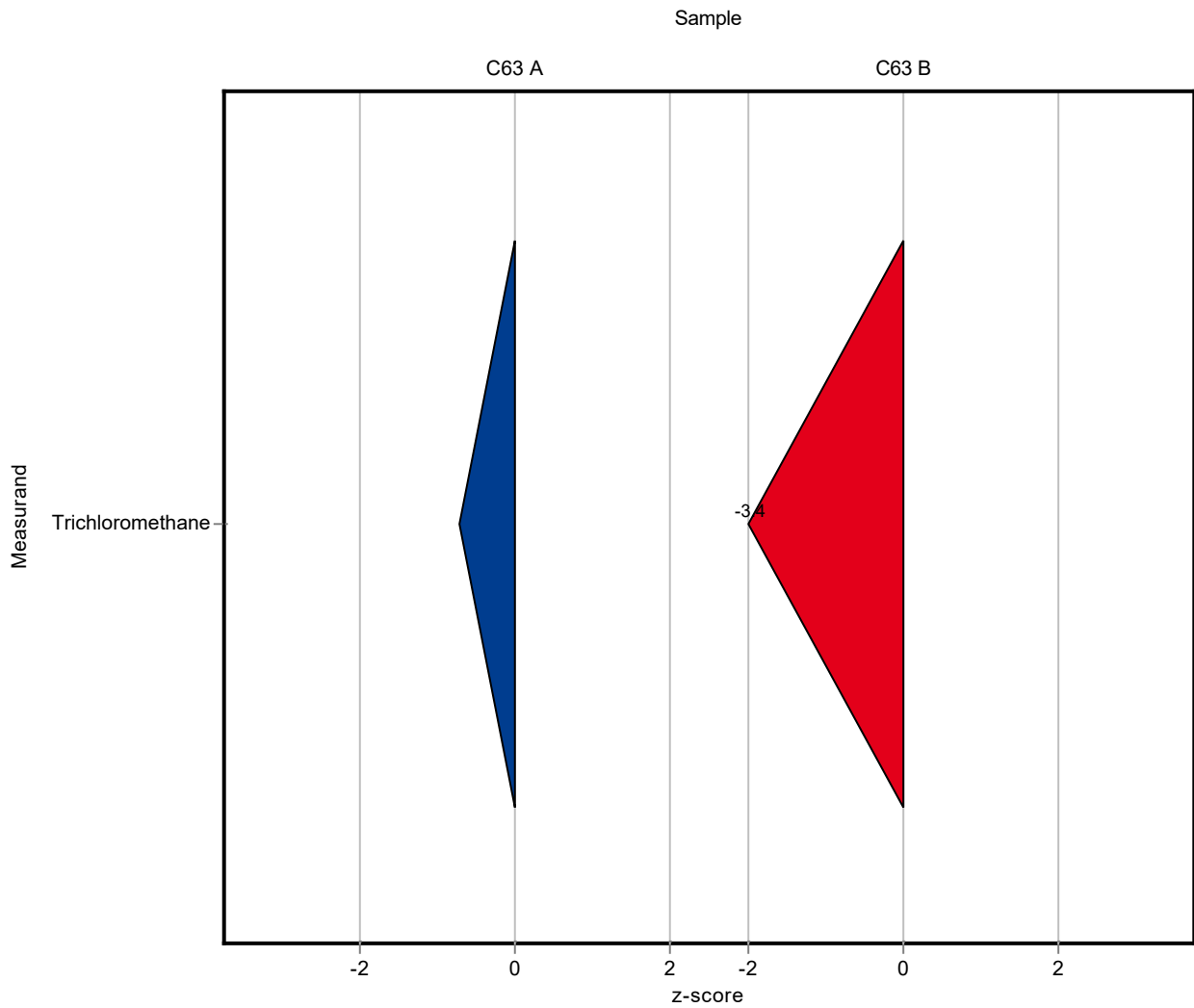


Sample: C63A

Parameter	Unit	Assigned value ± U (k=2)	Result ± U	Criterion	Recovery [%]	z-Score
1,1,1-Trichloroethane	µg/l	1.23 ± 0.0974	- ± -	0.185	-	-
1,1-Dichloroethene	µg/l	1.05 ± 0.0675	- ± -	0.178	-	-
1,2-Dichloroethane	µg/l	1.31 ± 0.0746	- ± -	0.17	-	-
Bromodichloromethane	µg/l	- ± -	- ± -	-	-	-
cis-1,2-Dichloroethene	µg/l	1.35 ± 0.144	- ± -	0.135	-	-
Dibromochloromethane	µg/l	1.91 ± 0.108	- ± -	0.23	-	-
Dichloromethane	µg/l	3.06 ± 0.166	- ± -	0.398	-	-
Tetrachloroethene	µg/l	0.981 ± 0.0443	- ± -	0.167	-	-
Tetrachloromethane	µg/l	1.19 ± 0.126	- ± -	0.191	-	-
trans-1,2-Dichloroethene	µg/l	1.37 ± 0.165	- ± -	0.274	-	-
Tribromomethane	µg/l	2.23 ± 0.146	- ± -	0.268	-	-
Trichloroethene	µg/l	1.06 ± 0.0804	- ± -	0.159	-	-
Trichloromethane	µg/l	1.15 ± 0.07	1.043 ± 0.19	0.15	90.7	-0.72

Sample: C63B

Parameter	Unit	Assigned value ± U (k=2)	Result ± U	Criterion	Recovery [%]	z-Score
1,1,1-Trichloroethane	µg/l	5.94 ± 0.472	- ± -	0.891	-	-
1,1-Dichloroethene	µg/l	5.49 ± 0.44	- ± -	0.934	-	-
1,2-Dichloroethane	µg/l	4.92 ± 0.257	- ± -	0.639	-	-
Bromodichloromethane	µg/l	7.87 ± 0.561	- ± -	0.661	-	-
cis-1,2-Dichloroethene	µg/l	6.22 ± 0.463	- ± -	0.622	-	-
Dibromochloromethane	µg/l	6.4 ± 0.387	- ± -	0.768	-	-
Dichloromethane	µg/l	8.95 ± 0.576	- ± -	1.16	-	-
Tetrachloroethene	µg/l	6.75 ± 0.208	- ± -	1.15	-	-
Tetrachloromethane	µg/l	5.31 ± 0.583	- ± -	0.85	-	-
trans-1,2-Dichloroethene	µg/l	4.56 ± 0.384	- ± -	0.913	-	-
Tribromomethane	µg/l	4.8 ± 0.385	- ± -	0.576	-	-
Trichloroethene	µg/l	6.48 ± 0.474	- ± -	0.972	-	-
Trichloromethane	µg/l	8.99 ± 0.823	5.027 ± 0.915	1.17	55.9	-3.39

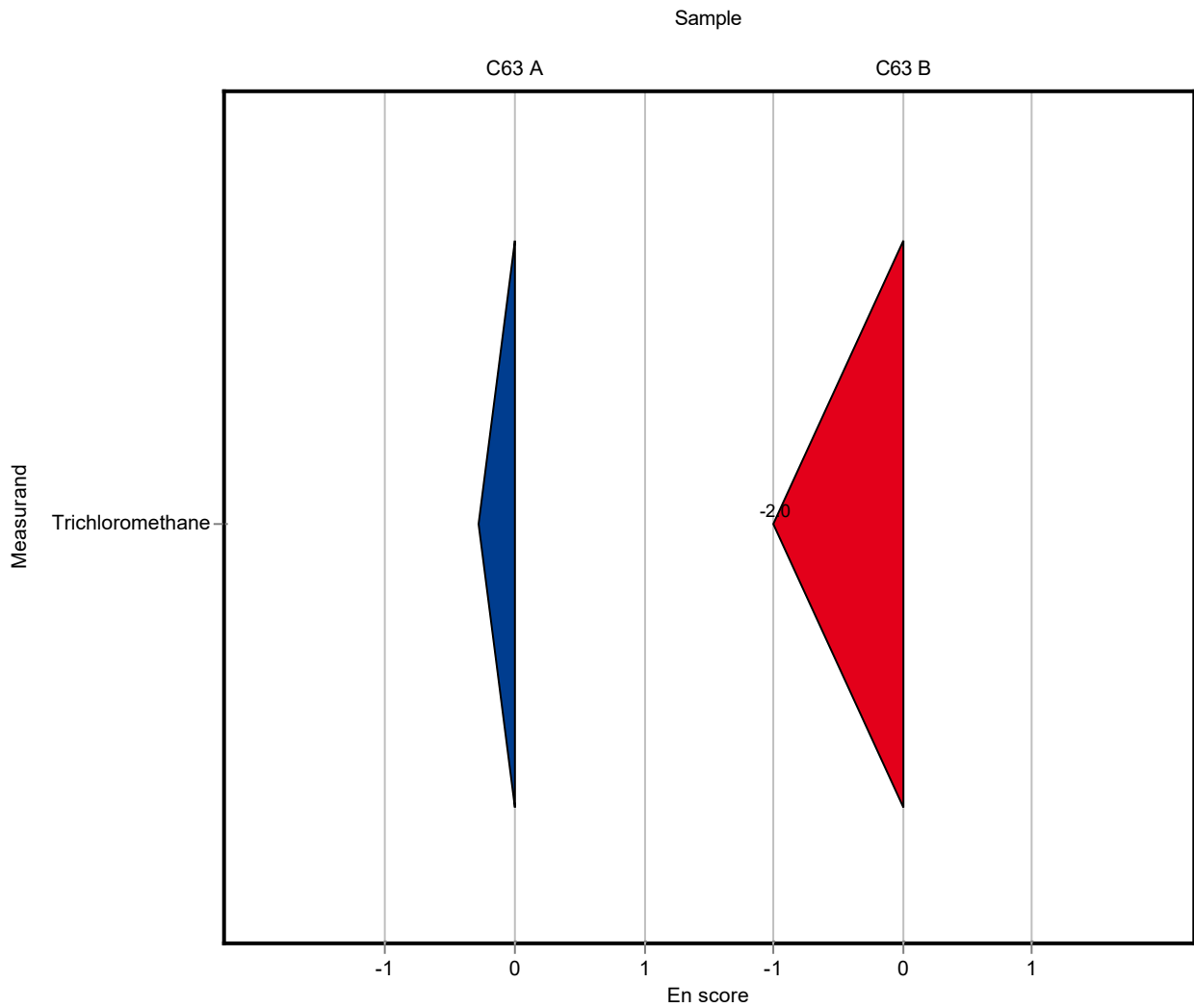


Sample: C63A

Parameter	Unit	Assigned value ± U (k=2)	Result ± U	Criterion	Recovery [%]	En-Score
1,1,1-Trichloroethane	µg/l	1.23 ± 0.0974	- ± -	0.185	-	-
1,1-Dichloroethene	µg/l	1.05 ± 0.0675	- ± -	0.178	-	-
1,2-Dichloroethane	µg/l	1.31 ± 0.0746	- ± -	0.17	-	-
Bromodichloromethane	µg/l	- ± -	- ± -	-	-	-
cis-1,2-Dichloroethene	µg/l	1.35 ± 0.144	- ± -	0.135	-	-
Dibromochloromethane	µg/l	1.91 ± 0.108	- ± -	0.23	-	-
Dichloromethane	µg/l	3.06 ± 0.166	- ± -	0.398	-	-
Tetrachloroethene	µg/l	0.981 ± 0.0443	- ± -	0.167	-	-
Tetrachloromethane	µg/l	1.19 ± 0.126	- ± -	0.191	-	-
trans-1,2-Dichloroethene	µg/l	1.37 ± 0.165	- ± -	0.274	-	-
Tribromomethane	µg/l	2.23 ± 0.146	- ± -	0.268	-	-
Trichloroethene	µg/l	1.06 ± 0.0804	- ± -	0.159	-	-
Trichloromethane	µg/l	1.15 ± 0.07	1.043 ± 0.19	0.15	90.7	-0.28

Sample: C63B

Parameter	Unit	Assigned value ± U (k=2)	Result ± U	Criterion	Recovery [%]	En-Score
1,1,1-Trichloroethane	µg/l	5.94 ± 0.472	- ± -	0.891	-	-
1,1-Dichloroethene	µg/l	5.49 ± 0.44	- ± -	0.934	-	-
1,2-Dichloroethane	µg/l	4.92 ± 0.257	- ± -	0.639	-	-
Bromodichloromethane	µg/l	7.87 ± 0.561	- ± -	0.661	-	-
cis-1,2-Dichloroethene	µg/l	6.22 ± 0.463	- ± -	0.622	-	-
Dibromochloromethane	µg/l	6.4 ± 0.387	- ± -	0.768	-	-
Dichloromethane	µg/l	8.95 ± 0.576	- ± -	1.16	-	-
Tetrachloroethene	µg/l	6.75 ± 0.208	- ± -	1.15	-	-
Tetrachloromethane	µg/l	5.31 ± 0.583	- ± -	0.85	-	-
trans-1,2-Dichloroethene	µg/l	4.56 ± 0.384	- ± -	0.913	-	-
Tribromomethane	µg/l	4.8 ± 0.385	- ± -	0.576	-	-
Trichloroethene	µg/l	6.48 ± 0.474	- ± -	0.972	-	-
Trichloromethane	µg/l	8.99 ± 0.823	5.027 ± 0.915	1.17	55.9	-1.98



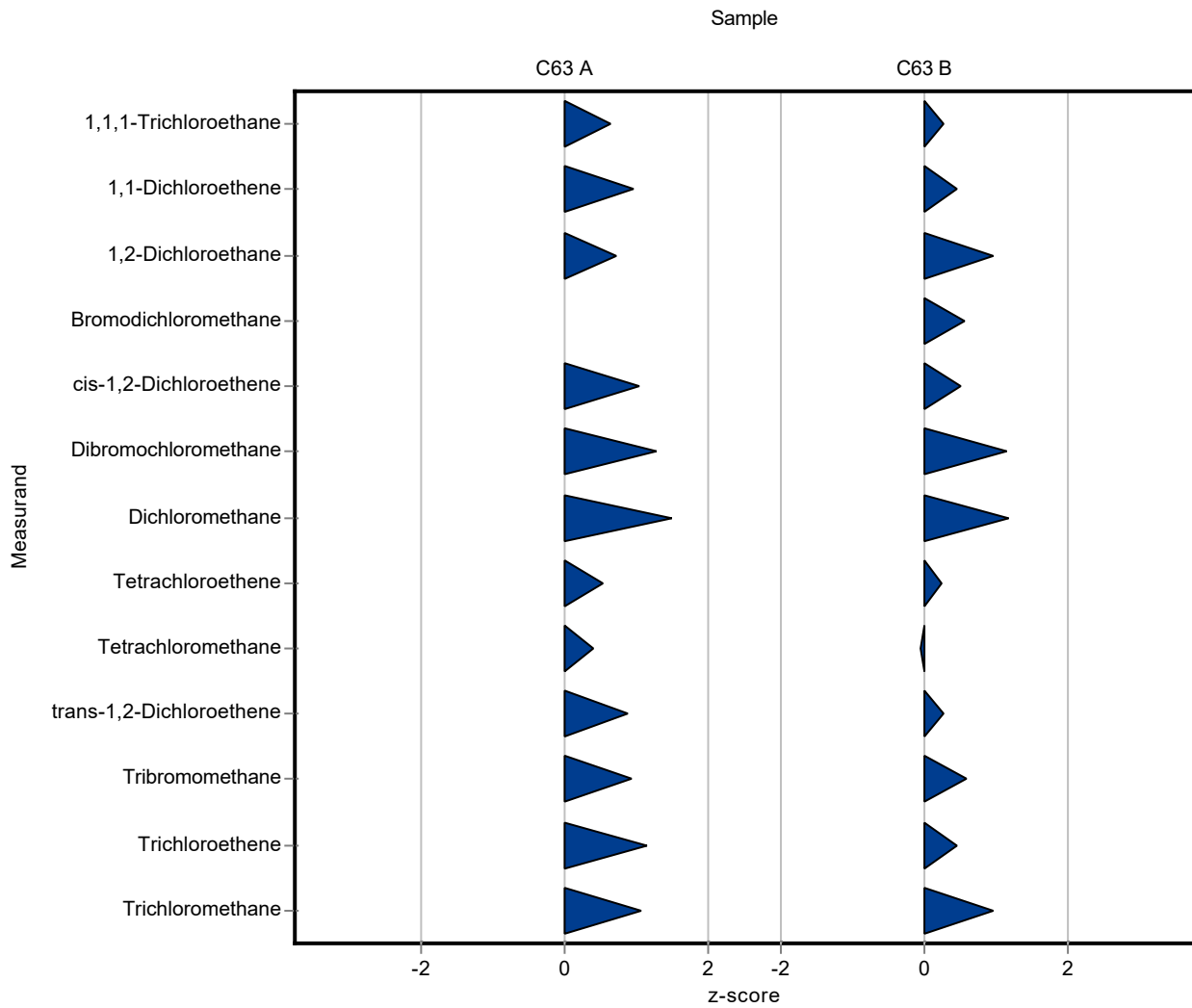
Sample: C63A

Parameter	Unit	Assigned value ± U (k=2)	Result ± U	Criterion	Recovery [%]	z-Score
1,1,1-Trichloroethane	µg/l	1.23 ± 0.0974	1.35 ± 0.25	0.185	110	0.65
1,1-Dichloroethene	µg/l	1.05 ± 0.0675	1.22 ± 0.24	0.178	116	0.96
1,2-Dichloroethane	µg/l	1.31 ± 0.0746	1.43 ± 0.35	0.17	109	0.73
Bromodichloromethane	µg/l	- ± -	<0.1 (LOQ) ± -	-	-	-
cis-1,2-Dichloroethene	µg/l	1.35 ± 0.144	1.49 ± 0.28	0.135	110	1.05
Dibromochloromethane	µg/l	1.91 ± 0.108	2.21 ± 0.55	0.23	115	1.29
Dichloromethane	µg/l	3.06 ± 0.166	3.65 ± 0.91	0.398	119	1.48
Tetrachloroethene	µg/l	0.981 ± 0.0443	1.07 ± 0.09	0.167	109	0.53
Tetrachloromethane	µg/l	1.19 ± 0.126	1.27 ± 0.32	0.191	106	0.39
trans-1,2-Dichloroethene	µg/l	1.37 ± 0.165	1.61 ± 0.32	0.274	118	0.88
Tribromomethane	µg/l	2.23 ± 0.146	2.48 ± 0.62	0.268	111	0.93
Trichloroethene	µg/l	1.06 ± 0.0804	1.24 ± 0.09	0.159	117	1.13
Trichloromethane	µg/l	1.15 ± 0.07	1.31 ± 0.26	0.15	114	1.07

Sample: C63B

Parameter	Unit	Assigned value ± U (k=2)	Result ± U	Criterion	Recovery [%]	z-Score
1,1,1-Trichloroethane	µg/l	5.94 ± 0.472	6.18 ± 1.17	0.891	104	0.27
1,1-Dichloroethene	µg/l	5.49 ± 0.44	5.92 ± 1.16	0.934	108	0.46
1,2-Dichloroethane	µg/l	4.92 ± 0.257	5.53 ± 1.33	0.639	112	0.96
Bromodichloromethane	µg/l	7.87 ± 0.561	8.25 ± 2.06	0.661	105	0.57
cis-1,2-Dichloroethene	µg/l	6.22 ± 0.463	6.53 ± 1.21	0.622	105	0.50
Dibromochloromethane	µg/l	6.4 ± 0.387	7.27 ± 1.82	0.768	114	1.14
Dichloromethane	µg/l	8.95 ± 0.576	10.3 ± 2.58	1.16	115	1.16
Tetrachloroethene	µg/l	6.75 ± 0.208	7.02 ± 0.59	1.15	104	0.23
Tetrachloromethane	µg/l	5.31 ± 0.583	5.26 ± 1.33	0.85	99.1	-0.06
trans-1,2-Dichloroethene	µg/l	4.56 ± 0.384	4.81 ± 0.96	0.913	105	0.27
Tribromomethane	µg/l	4.8 ± 0.385	5.14 ± 1.29	0.576	107	0.59
Trichloroethene	µg/l	6.48 ± 0.474	6.92 ± 0.5	0.972	107	0.45
Trichloromethane	µg/l	8.99 ± 0.823	10.1 ± 2.02	1.17	112	0.95



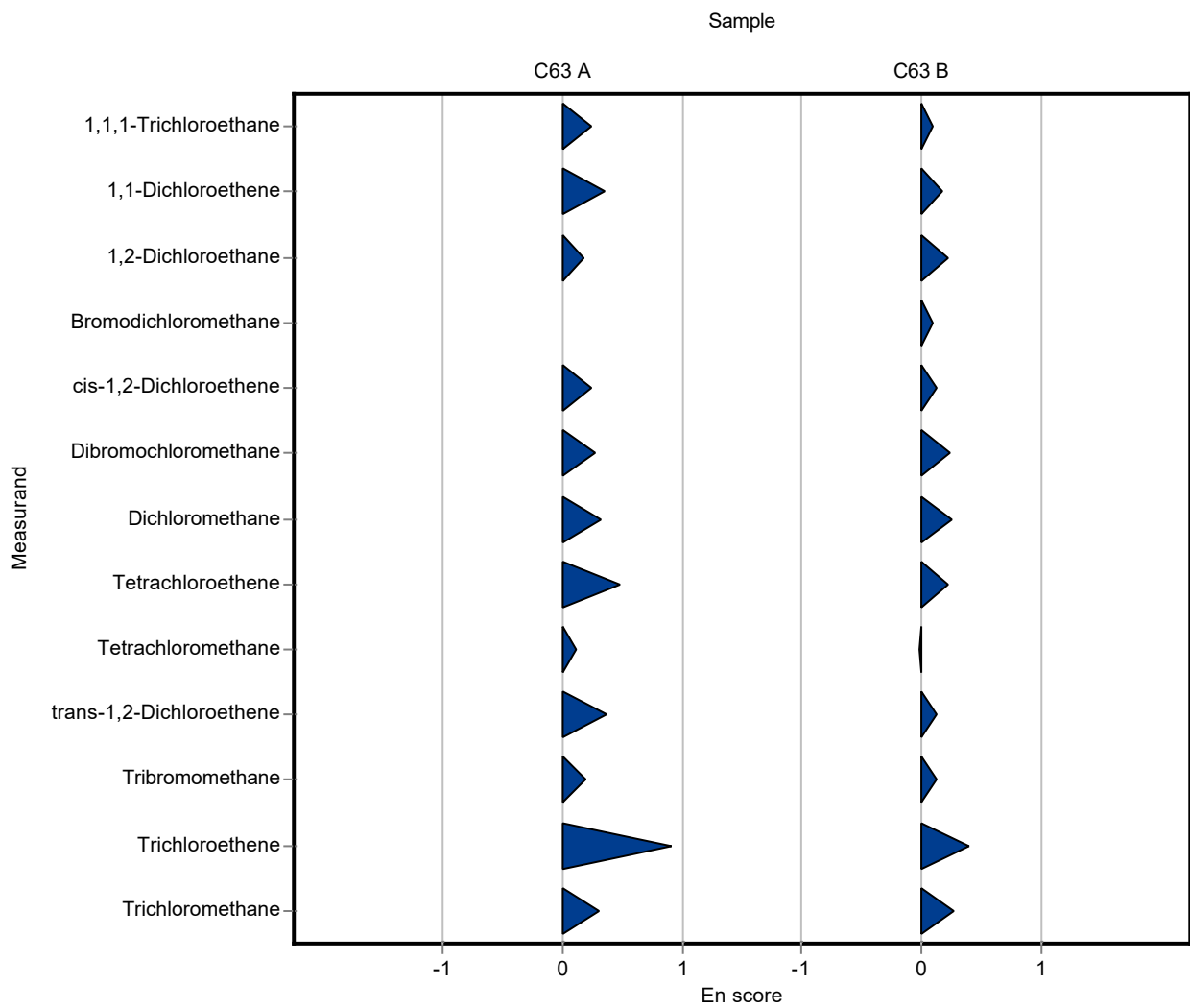


Sample: C63A

Parameter	Unit	Assigned value ± U (k=2)	Result ± U	Criterion	Recovery [%]	En-Score
1,1,1-Trichloroethane	µg/l	1.23 ± 0.0974	1.35 ± 0.25	0.185	110	0.23
1,1-Dichloroethene	µg/l	1.05 ± 0.0675	1.22 ± 0.24	0.178	116	0.35
1,2-Dichloroethane	µg/l	1.31 ± 0.0746	1.43 ± 0.35	0.17	109	0.18
Bromodichloromethane	µg/l	- ± -	<0.1 (LOQ) ± -	-	-	-
cis-1,2-Dichloroethene	µg/l	1.35 ± 0.144	1.49 ± 0.28	0.135	110	0.24
Dibromochloromethane	µg/l	1.91 ± 0.108	2.21 ± 0.55	0.23	115	0.27
Dichloromethane	µg/l	3.06 ± 0.166	3.65 ± 0.91	0.398	119	0.32
Tetrachloroethene	µg/l	0.981 ± 0.0443	1.07 ± 0.09	0.167	109	0.48
Tetrachloromethane	µg/l	1.19 ± 0.126	1.27 ± 0.32	0.191	106	0.12
trans-1,2-Dichloroethene	µg/l	1.37 ± 0.165	1.61 ± 0.32	0.274	118	0.36
Tribromomethane	µg/l	2.23 ± 0.146	2.48 ± 0.62	0.268	111	0.20
Trichloroethene	µg/l	1.06 ± 0.0804	1.24 ± 0.09	0.159	117	0.91
Trichloromethane	µg/l	1.15 ± 0.07	1.31 ± 0.26	0.15	114	0.30

Sample: C63B

Parameter	Unit	Assigned value ± U (k=2)	Result ± U	Criterion	Recovery [%]	En-Score
1,1,1-Trichloroethane	µg/l	5.94 ± 0.472	6.18 ± 1.17	0.891	104	0.10
1,1-Dichloroethene	µg/l	5.49 ± 0.44	5.92 ± 1.16	0.934	108	0.18
1,2-Dichloroethane	µg/l	4.92 ± 0.257	5.53 ± 1.33	0.639	112	0.23
Bromodichloromethane	µg/l	7.87 ± 0.561	8.25 ± 2.06	0.661	105	0.09
cis-1,2-Dichloroethene	µg/l	6.22 ± 0.463	6.53 ± 1.21	0.622	105	0.13
Dibromochloromethane	µg/l	6.4 ± 0.387	7.27 ± 1.82	0.768	114	0.24
Dichloromethane	µg/l	8.95 ± 0.576	10.3 ± 2.58	1.16	115	0.26
Tetrachloroethene	µg/l	6.75 ± 0.208	7.02 ± 0.59	1.15	104	0.22
Tetrachloromethane	µg/l	5.31 ± 0.583	5.26 ± 1.33	0.85	99.1	-0.02
trans-1,2-Dichloroethene	µg/l	4.56 ± 0.384	4.81 ± 0.96	0.913	105	0.13
Tribromomethane	µg/l	4.8 ± 0.385	5.14 ± 1.29	0.576	107	0.13
Trichloroethene	µg/l	6.48 ± 0.474	6.92 ± 0.5	0.972	107	0.40
Trichloromethane	µg/l	8.99 ± 0.823	10.1 ± 2.02	1.17	112	0.27

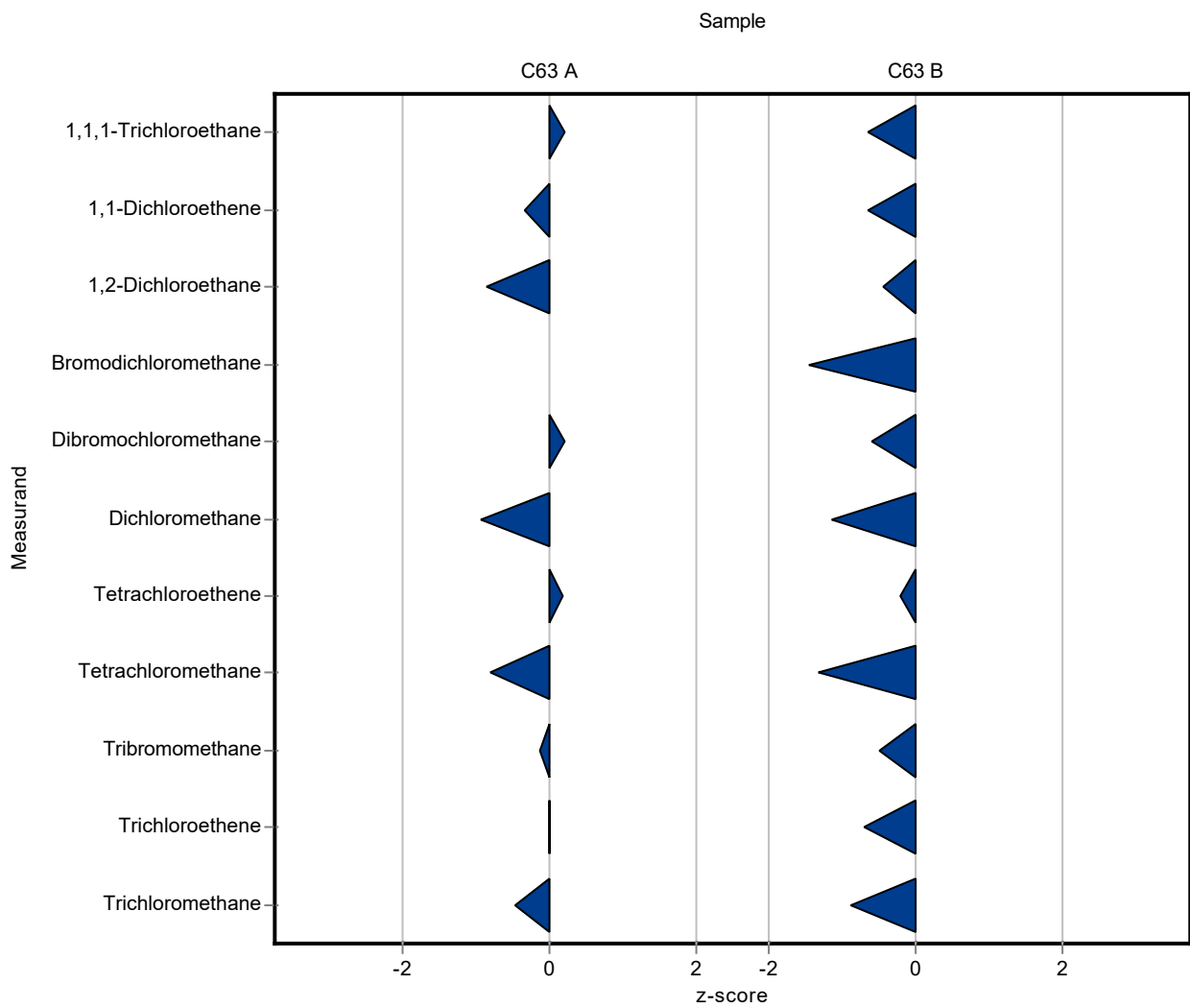


Sample: C63A

Parameter	Unit	Assigned value ± U (k=2)	Result ± U	Criterion	Recovery [%]	z-Score
1,1,1-Trichloroethane	µg/l	1.23 ± 0.0974	1.27 ± 0.1	0.185	103	0.21
1,1-Dichloroethene	µg/l	1.05 ± 0.0675	0.99 ± 0.1	0.178	94.4	-0.33
1,2-Dichloroethane	µg/l	1.31 ± 0.0746	1.16 ± 0.26	0.17	88.8	-0.86
Bromodichloromethane	µg/l	- ± -	<0.2 (LOQ) ± -	-	-	-
cis-1,2-Dichloroethene	µg/l	1.35 ± 0.144	- ± -	0.135	-	-
Dibromochloromethane	µg/l	1.91 ± 0.108	1.96 ± 0.14	0.23	102	0.20
Dichloromethane	µg/l	3.06 ± 0.166	2.69 ± 0.26	0.398	87.9	-0.93
Tetrachloroethene	µg/l	0.981 ± 0.0443	1.01 ± 0.28	0.167	103	0.17
Tetrachloromethane	µg/l	1.19 ± 0.126	1.04 ± 0.11	0.191	87.1	-0.81
trans-1,2-Dichloroethene	µg/l	1.37 ± 0.165	- ± -	0.274	-	-
Tribromomethane	µg/l	2.23 ± 0.146	2.2 ± 0.1	0.268	98.6	-0.12
Trichloroethene	µg/l	1.06 ± 0.0804	1.06 ± 0.41	0.159	100	0.00
Trichloromethane	µg/l	1.15 ± 0.07	1.08 ± 0.13	0.15	93.9	-0.47

Sample: C63B

Parameter	Unit	Assigned value ± U (k=2)	Result ± U	Criterion	Recovery [%]	z-Score
1,1,1-Trichloroethane	µg/l	5.94 ± 0.472	5.37 ± 0.34	0.891	90.4	-0.64
1,1-Dichloroethene	µg/l	5.49 ± 0.44	4.88 ± 0.37	0.934	88.9	-0.66
1,2-Dichloroethane	µg/l	4.92 ± 0.257	4.64 ± 0.75	0.639	94.4	-0.43
Bromodichloromethane	µg/l	7.87 ± 0.561	6.91 ± 1.16	0.661	87.8	-1.46
cis-1,2-Dichloroethene	µg/l	6.22 ± 0.463	- ± -	0.622	-	-
Dibromochloromethane	µg/l	6.4 ± 0.387	5.94 ± 0.33	0.768	92.8	-0.60
Dichloromethane	µg/l	8.95 ± 0.576	7.62 ± 1.13	1.16	85.1	-1.15
Tetrachloroethene	µg/l	6.75 ± 0.208	6.52 ± 0.65	1.15	96.5	-0.20
Tetrachloromethane	µg/l	5.31 ± 0.583	4.18 ± 0.46	0.85	78.7	-1.33
trans-1,2-Dichloroethene	µg/l	4.56 ± 0.384	- ± -	0.913	-	-
Tribromomethane	µg/l	4.8 ± 0.385	4.51 ± 0.22	0.576	93.9	-0.51
Trichloroethene	µg/l	6.48 ± 0.474	5.81 ± 0.58	0.972	89.6	-0.69
Trichloromethane	µg/l	8.99 ± 0.823	7.96 ± 0.58	1.17	88.5	-0.88

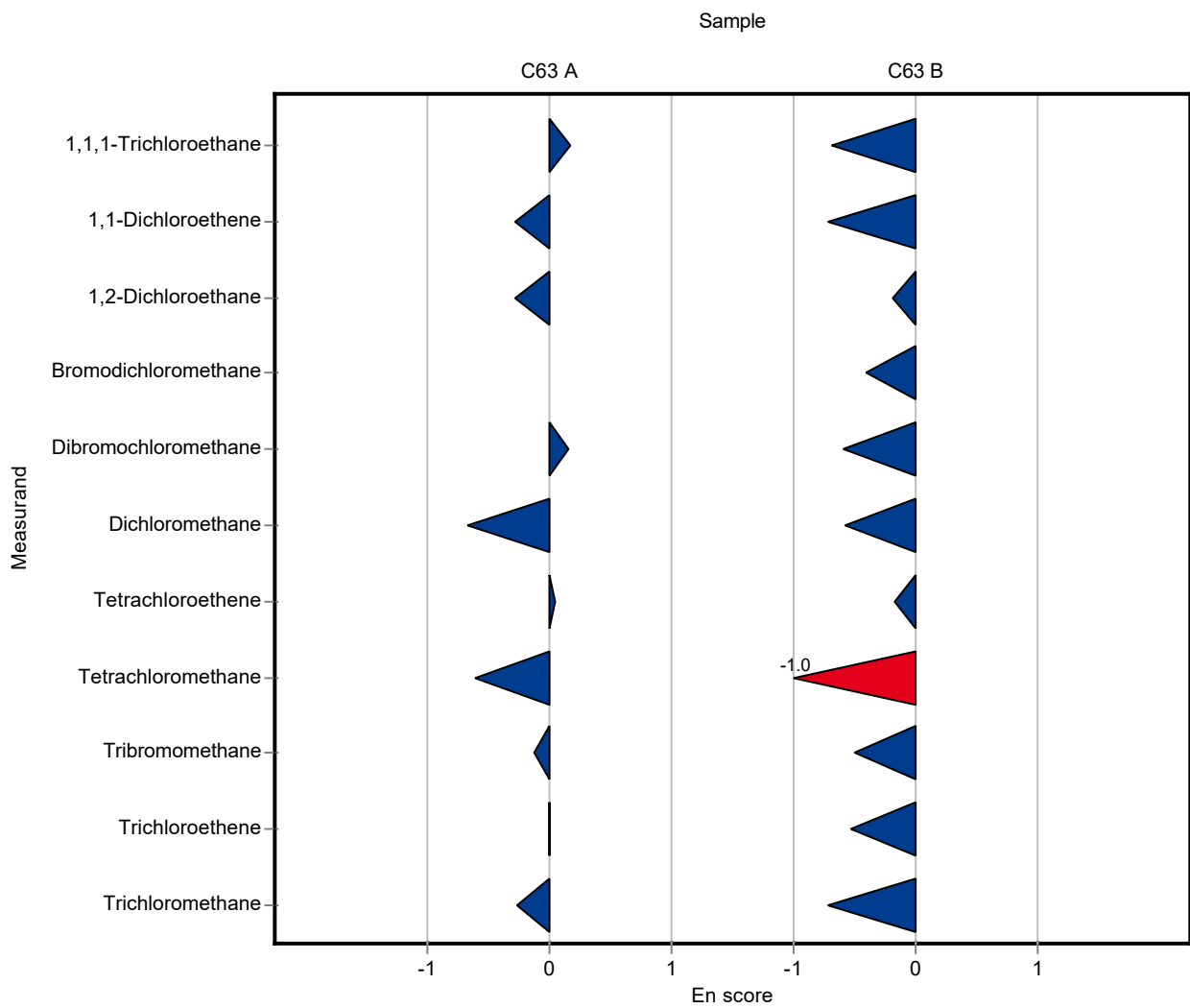


Sample: C63A

Parameter	Unit	Assigned value ± U (k=2)	Result ± U	Criterion	Recovery [%]	En-Score
1,1,1-Trichloroethane	µg/l	1.23 ± 0.0974	1.27 ± 0.1	0.185	103	0.18
1,1-Dichloroethene	µg/l	1.05 ± 0.0675	0.99 ± 0.1	0.178	94.4	-0.28
1,2-Dichloroethane	µg/l	1.31 ± 0.0746	1.16 ± 0.26	0.17	88.8	-0.28
Bromodichloromethane	µg/l	- ± -	<0.2 (LOQ) ± -	-	-	-
cis-1,2-Dichloroethene	µg/l	1.35 ± 0.144	- ± -	0.135	-	-
Dibromochloromethane	µg/l	1.91 ± 0.108	1.96 ± 0.14	0.23	102	0.15
Dichloromethane	µg/l	3.06 ± 0.166	2.69 ± 0.26	0.398	87.9	-0.68
Tetrachloroethene	µg/l	0.981 ± 0.0443	1.01 ± 0.28	0.167	103	0.05
Tetrachloromethane	µg/l	1.19 ± 0.126	1.04 ± 0.11	0.191	87.1	-0.61
trans-1,2-Dichloroethene	µg/l	1.37 ± 0.165	- ± -	0.274	-	-
Tribromomethane	µg/l	2.23 ± 0.146	2.2 ± 0.1	0.268	98.6	-0.13
Trichloroethene	µg/l	1.06 ± 0.0804	1.06 ± 0.41	0.159	100	0.00
Trichloromethane	µg/l	1.15 ± 0.07	1.08 ± 0.13	0.15	93.9	-0.26

Sample: C63B

Parameter	Unit	Assigned value ± U (k=2)	Result ± U	Criterion	Recovery [%]	En-Score
1,1,1-Trichloroethane	µg/l	5.94 ± 0.472	5.37 ± 0.34	0.891	90.4	-0.69
1,1-Dichloroethene	µg/l	5.49 ± 0.44	4.88 ± 0.37	0.934	88.9	-0.71
1,2-Dichloroethane	µg/l	4.92 ± 0.257	4.64 ± 0.75	0.639	94.4	-0.18
Bromodichloromethane	µg/l	7.87 ± 0.561	6.91 ± 1.16	0.661	87.8	-0.40
cis-1,2-Dichloroethene	µg/l	6.22 ± 0.463	- ± -	0.622	-	-
Dibromochloromethane	µg/l	6.4 ± 0.387	5.94 ± 0.33	0.768	92.8	-0.60
Dichloromethane	µg/l	8.95 ± 0.576	7.62 ± 1.13	1.16	85.1	-0.57
Tetrachloroethene	µg/l	6.75 ± 0.208	6.52 ± 0.65	1.15	96.5	-0.18
Tetrachloromethane	µg/l	5.31 ± 0.583	4.18 ± 0.46	0.85	78.7	-1.04
trans-1,2-Dichloroethene	µg/l	4.56 ± 0.384	- ± -	0.913	-	-
Tribromomethane	µg/l	4.8 ± 0.385	4.51 ± 0.22	0.576	93.9	-0.50
Trichloroethene	µg/l	6.48 ± 0.474	5.81 ± 0.58	0.972	89.6	-0.54
Trichloromethane	µg/l	8.99 ± 0.823	7.96 ± 0.58	1.17	88.5	-0.73



Sample: C63A

Parameter	Unit	Assigned value ± U (k=2)	Result ± U	Criterion	Recovery [%]	z-Score
1,1,1-Trichloroethane	µg/l	1.23 ± 0.0974	- ± -	0.185	-	-
1,1-Dichloroethene	µg/l	1.05 ± 0.0675	- ± -	0.178	-	-
1,2-Dichloroethane	µg/l	1.31 ± 0.0746	- ± -	0.17	-	-
Bromodichloromethane	µg/l	- ± -	- ± -	-	-	-
cis-1,2-Dichloroethene	µg/l	1.35 ± 0.144	- ± -	0.135	-	-
Dibromochloromethane	µg/l	1.91 ± 0.108	- ± -	0.23	-	-
Dichloromethane	µg/l	3.06 ± 0.166	- ± -	0.398	-	-
Tetrachloroethene	µg/l	0.981 ± 0.0443	- ± -	0.167	-	-
Tetrachloromethane	µg/l	1.19 ± 0.126	- ± -	0.191	-	-
trans-1,2-Dichloroethene	µg/l	1.37 ± 0.165	- ± -	0.274	-	-
Tribromomethane	µg/l	2.23 ± 0.146	- ± -	0.268	-	-
Trichloroethene	µg/l	1.06 ± 0.0804	- ± -	0.159	-	-
Trichloromethane	µg/l	1.15 ± 0.07	- ± -	0.15	-	-

Sample: C63B

Parameter	Unit	Assigned value ± U (k=2)	Result ± U	Criterion	Recovery [%]	z-Score
1,1,1-Trichloroethane	µg/l	5.94 ± 0.472	- ± -	0.891	-	-
1,1-Dichloroethene	µg/l	5.49 ± 0.44	- ± -	0.934	-	-
1,2-Dichloroethane	µg/l	4.92 ± 0.257	- ± -	0.639	-	-
Bromodichloromethane	µg/l	7.87 ± 0.561	- ± -	0.661	-	-
cis-1,2-Dichloroethene	µg/l	6.22 ± 0.463	- ± -	0.622	-	-
Dibromochloromethane	µg/l	6.4 ± 0.387	- ± -	0.768	-	-
Dichloromethane	µg/l	8.95 ± 0.576	- ± -	1.16	-	-
Tetrachloroethene	µg/l	6.75 ± 0.208	- ± -	1.15	-	-
Tetrachloromethane	µg/l	5.31 ± 0.583	- ± -	0.85	-	-
trans-1,2-Dichloroethene	µg/l	4.56 ± 0.384	- ± -	0.913	-	-
Tribromomethane	µg/l	4.8 ± 0.385	- ± -	0.576	-	-
Trichloroethene	µg/l	6.48 ± 0.474	- ± -	0.972	-	-
Trichloromethane	µg/l	8.99 ± 0.823	- ± -	1.17	-	-



Sample: C63A

Parameter	Unit	Assigned value ± U (k=2)	Result ± U	Criterion	Recovery [%]	En-Score
1,1,1-Trichloroethane	µg/l	1.23 ± 0.0974	- ± -	0.185	-	-
1,1-Dichloroethene	µg/l	1.05 ± 0.0675	- ± -	0.178	-	-
1,2-Dichloroethane	µg/l	1.31 ± 0.0746	- ± -	0.17	-	-
Bromodichloromethane	µg/l	- ± -	- ± -	-	-	-
cis-1,2-Dichloroethene	µg/l	1.35 ± 0.144	- ± -	0.135	-	-
Dibromochloromethane	µg/l	1.91 ± 0.108	- ± -	0.23	-	-
Dichloromethane	µg/l	3.06 ± 0.166	- ± -	0.398	-	-
Tetrachloroethene	µg/l	0.981 ± 0.0443	- ± -	0.167	-	-
Tetrachloromethane	µg/l	1.19 ± 0.126	- ± -	0.191	-	-
trans-1,2-Dichloroethene	µg/l	1.37 ± 0.165	- ± -	0.274	-	-
Tribromomethane	µg/l	2.23 ± 0.146	- ± -	0.268	-	-
Trichloroethene	µg/l	1.06 ± 0.0804	- ± -	0.159	-	-
Trichloromethane	µg/l	1.15 ± 0.07	- ± -	0.15	-	-

Sample: C63B

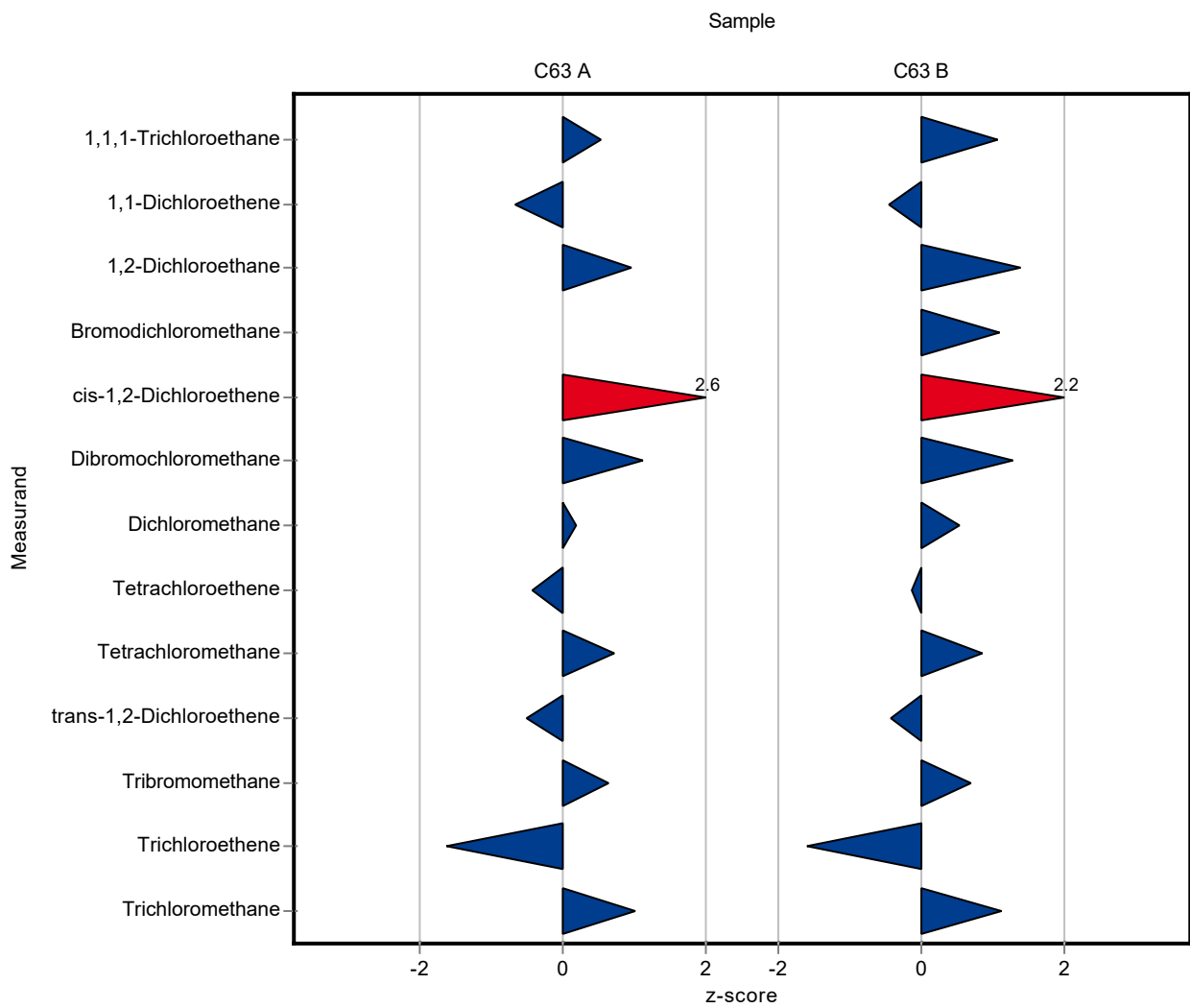
Parameter	Unit	Assigned value ± U (k=2)	Result ± U	Criterion	Recovery [%]	En-Score
1,1,1-Trichloroethane	µg/l	5.94 ± 0.472	- ± -	0.891	-	-
1,1-Dichloroethene	µg/l	5.49 ± 0.44	- ± -	0.934	-	-
1,2-Dichloroethane	µg/l	4.92 ± 0.257	- ± -	0.639	-	-
Bromodichloromethane	µg/l	7.87 ± 0.561	- ± -	0.661	-	-
cis-1,2-Dichloroethene	µg/l	6.22 ± 0.463	- ± -	0.622	-	-
Dibromochloromethane	µg/l	6.4 ± 0.387	- ± -	0.768	-	-
Dichloromethane	µg/l	8.95 ± 0.576	- ± -	1.16	-	-
Tetrachloroethene	µg/l	6.75 ± 0.208	- ± -	1.15	-	-
Tetrachloromethane	µg/l	5.31 ± 0.583	- ± -	0.85	-	-
trans-1,2-Dichloroethene	µg/l	4.56 ± 0.384	- ± -	0.913	-	-
Tribromomethane	µg/l	4.8 ± 0.385	- ± -	0.576	-	-
Trichloroethene	µg/l	6.48 ± 0.474	- ± -	0.972	-	-
Trichloromethane	µg/l	8.99 ± 0.823	- ± -	1.17	-	-

Sample: C63A

Parameter	Unit	Assigned value ± U (k=2)	Result ± U	Criterion	Recovery [%]	z-Score
1,1,1-Trichloroethane	µg/l	1.23 ± 0.0974	1.33 ± 0.4	0.185	108	0.54
1,1-Dichloroethene	µg/l	1.05 ± 0.0675	0.93 ± 0.3	0.178	88.6	-0.67
1,2-Dichloroethane	µg/l	1.31 ± 0.0746	1.47 ± 0.4	0.17	113	0.96
Bromodichloromethane	µg/l	- ± -	<0.1 (LOQ) ± -	-	-	-
cis-1,2-Dichloroethene	µg/l	1.35 ± 0.144	1.7 ± 0.5	0.135	126	2.60
Dibromochloromethane	µg/l	1.91 ± 0.108	2.17 ± 0.7	0.23	113	1.12
Dichloromethane	µg/l	3.06 ± 0.166	3.13 ± 0.9	0.398	102	0.17
Tetrachloroethene	µg/l	0.981 ± 0.0443	0.91 ± 0.3	0.167	92.7	-0.43
Tetrachloromethane	µg/l	1.19 ± 0.126	1.33 ± 0.4	0.191	111	0.71
trans-1,2-Dichloroethene	µg/l	1.37 ± 0.165	1.23 ± 0.4	0.274	89.8	-0.51
Tribromomethane	µg/l	2.23 ± 0.146	2.4 ± 0.7	0.268	108	0.63
Trichloroethene	µg/l	1.06 ± 0.0804	0.803 ± 0.2	0.159	75.7	-1.62
Trichloromethane	µg/l	1.15 ± 0.07	1.3 ± 0.4	0.15	113	1.00

Sample: C63B

Parameter	Unit	Assigned value ± U (k=2)	Result ± U	Criterion	Recovery [%]	z-Score
1,1,1-Trichloroethane	µg/l	5.94 ± 0.472	6.9 ± 2.1	0.891	116	1.07
1,1-Dichloroethene	µg/l	5.49 ± 0.44	5.07 ± 1.5	0.934	92.3	-0.45
1,2-Dichloroethane	µg/l	4.92 ± 0.257	5.8 ± 1.7	0.639	118	1.38
Bromodichloromethane	µg/l	7.87 ± 0.561	8.6 ± 2.6	0.661	109	1.10
cis-1,2-Dichloroethene	µg/l	6.22 ± 0.463	7.57 ± 2.3	0.622	122	2.17
Dibromochloromethane	µg/l	6.4 ± 0.387	7.37 ± 2.2	0.768	115	1.27
Dichloromethane	µg/l	8.95 ± 0.576	9.57 ± 2.9	1.16	107	0.53
Tetrachloroethene	µg/l	6.75 ± 0.208	6.6 ± 2	1.15	97.7	-0.14
Tetrachloromethane	µg/l	5.31 ± 0.583	6.03 ± 1.8	0.85	114	0.85
trans-1,2-Dichloroethene	µg/l	4.56 ± 0.384	4.17 ± 1.3	0.913	91.4	-0.43
Tribromomethane	µg/l	4.8 ± 0.385	5.2 ± 1.6	0.576	108	0.69
Trichloroethene	µg/l	6.48 ± 0.474	4.93 ± 1.5	0.972	76	-1.60
Trichloromethane	µg/l	8.99 ± 0.823	10.3 ± 3.1	1.17	115	1.12

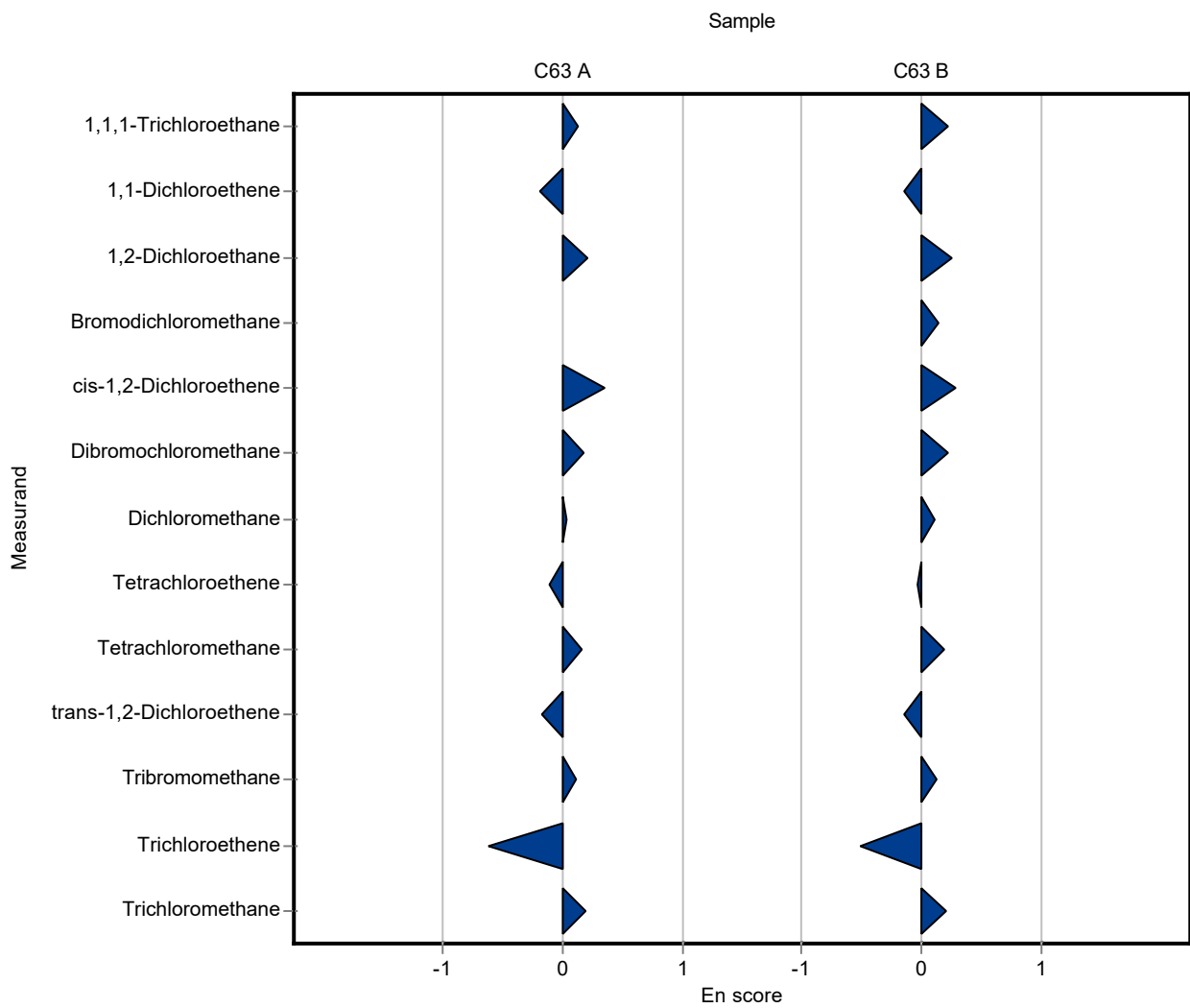


Sample: C63A

Parameter	Unit	Assigned value ± U (k=2)	Result ± U	Criterion	Recovery [%]	En-Score
1,1,1-Trichloroethane	µg/l	1.23 ± 0.0974	1.33 ± 0.4	0.185	108	0.12
1,1-Dichloroethene	µg/l	1.05 ± 0.0675	0.93 ± 0.3	0.178	88.6	-0.20
1,2-Dichloroethane	µg/l	1.31 ± 0.0746	1.47 ± 0.4	0.17	113	0.20
Bromodichloromethane	µg/l	- ± -	<0.1 (LOQ) ± -	-	-	-
cis-1,2-Dichloroethene	µg/l	1.35 ± 0.144	1.7 ± 0.5	0.135	126	0.35
Dibromochloromethane	µg/l	1.91 ± 0.108	2.17 ± 0.7	0.23	113	0.18
Dichloromethane	µg/l	3.06 ± 0.166	3.13 ± 0.9	0.398	102	0.04
Tetrachloroethene	µg/l	0.981 ± 0.0443	0.91 ± 0.3	0.167	92.7	-0.12
Tetrachloromethane	µg/l	1.19 ± 0.126	1.33 ± 0.4	0.191	111	0.17
trans-1,2-Dichloroethene	µg/l	1.37 ± 0.165	1.23 ± 0.4	0.274	89.8	-0.17
Tribromomethane	µg/l	2.23 ± 0.146	2.4 ± 0.7	0.268	108	0.12
Trichloroethene	µg/l	1.06 ± 0.0804	0.803 ± 0.2	0.159	75.7	-0.63
Trichloromethane	µg/l	1.15 ± 0.07	1.3 ± 0.4	0.15	113	0.19

Sample: C63B

Parameter	Unit	Assigned value ± U (k=2)	Result ± U	Criterion	Recovery [%]	En-Score
1,1,1-Trichloroethane	µg/l	5.94 ± 0.472	6.9 ± 2.1	0.891	116	0.23
1,1-Dichloroethene	µg/l	5.49 ± 0.44	5.07 ± 1.5	0.934	92.3	-0.14
1,2-Dichloroethane	µg/l	4.92 ± 0.257	5.8 ± 1.7	0.639	118	0.26
Bromodichloromethane	µg/l	7.87 ± 0.561	8.6 ± 2.6	0.661	109	0.14
cis-1,2-Dichloroethene	µg/l	6.22 ± 0.463	7.57 ± 2.3	0.622	122	0.29
Dibromochloromethane	µg/l	6.4 ± 0.387	7.37 ± 2.2	0.768	115	0.22
Dichloromethane	µg/l	8.95 ± 0.576	9.57 ± 2.9	1.16	107	0.11
Tetrachloroethene	µg/l	6.75 ± 0.208	6.6 ± 2	1.15	97.7	-0.04
Tetrachloromethane	µg/l	5.31 ± 0.583	6.03 ± 1.8	0.85	114	0.20
trans-1,2-Dichloroethene	µg/l	4.56 ± 0.384	4.17 ± 1.3	0.913	91.4	-0.15
Tribromomethane	µg/l	4.8 ± 0.385	5.2 ± 1.6	0.576	108	0.12
Trichloroethene	µg/l	6.48 ± 0.474	4.93 ± 1.5	0.972	76	-0.51
Trichloromethane	µg/l	8.99 ± 0.823	10.3 ± 3.1	1.17	115	0.21

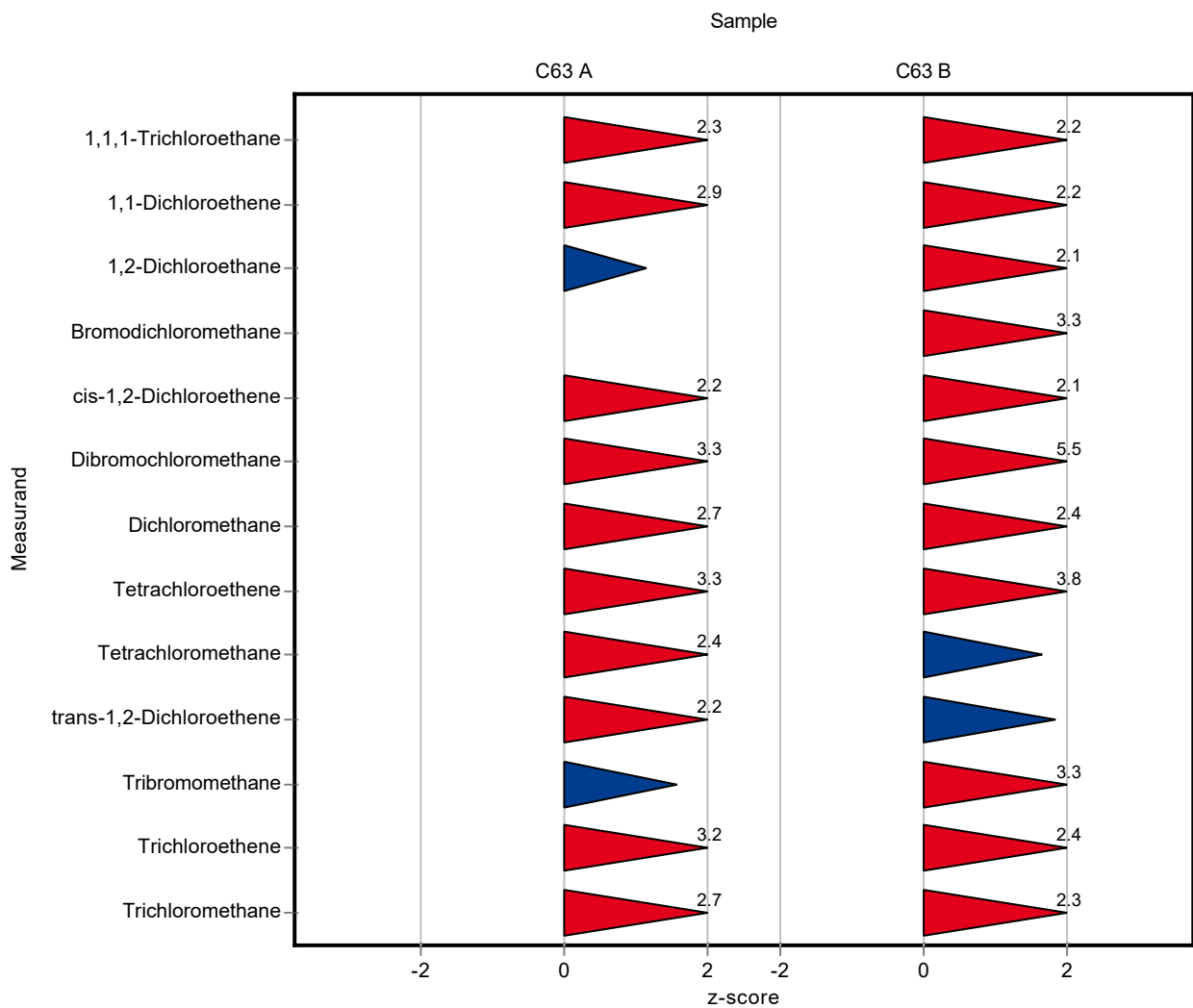


Sample: C63A

Parameter	Unit	Assigned value ± U (k=2)	Result ± U	Criterion	Recovery [%]	z-Score
1,1,1-Trichloroethane	µg/l	1.23 ± 0.0974	1.66 ± 0.43	0.185	135	2.33
1,1-Dichloroethene	µg/l	1.05 ± 0.0675	1.56 ± 0.41	0.178	149	2.86
1,2-Dichloroethane	µg/l	1.31 ± 0.0746	1.5 ± 0.39	0.17	115	1.14
Bromodichloromethane	µg/l	- ± -	<0.1 (LOQ) ± -	-	-	-
cis-1,2-Dichloroethene	µg/l	1.35 ± 0.144	1.64 ± 0.43	0.135	122	2.16
Dibromochloromethane	µg/l	1.91 ± 0.108	2.67 ± 0.69	0.23	140	3.29
Dichloromethane	µg/l	3.06 ± 0.166	4.12 ± 1.07	0.398	135	2.66
Tetrachloroethene	µg/l	0.981 ± 0.0443	1.53 ± 0.4	0.167	156	3.29
Tetrachloromethane	µg/l	1.19 ± 0.126	1.65 ± 0.43	0.191	138	2.38
trans-1,2-Dichloroethene	µg/l	1.37 ± 0.165	1.97 ± 0.51	0.274	144	2.19
Tribromomethane	µg/l	2.23 ± 0.146	2.65 ± 0.69	0.268	119	1.56
Trichloroethene	µg/l	1.06 ± 0.0804	1.57 ± 0.41	0.159	148	3.21
Trichloromethane	µg/l	1.15 ± 0.07	1.55 ± 0.4	0.15	135	2.67

Sample: C63B

Parameter	Unit	Assigned value ± U (k=2)	Result ± U	Criterion	Recovery [%]	z-Score
1,1,1-Trichloroethane	µg/l	5.94 ± 0.472	7.91 ± 2.06	0.891	133	2.21
1,1-Dichloroethene	µg/l	5.49 ± 0.44	7.55 ± 1.96	0.934	137	2.20
1,2-Dichloroethane	µg/l	4.92 ± 0.257	6.26 ± 1.63	0.639	127	2.10
Bromodichloromethane	µg/l	7.87 ± 0.561	10.07 ± 2.62	0.661	128	3.32
cis-1,2-Dichloroethene	µg/l	6.22 ± 0.463	7.52 ± 1.95	0.622	121	2.09
Dibromochloromethane	µg/l	6.4 ± 0.387	10.62 ± 2.76	0.768	166	5.50
Dichloromethane	µg/l	8.95 ± 0.576	11.7 ± 3.04	1.16	131	2.36
Tetrachloroethene	µg/l	6.75 ± 0.208	11.08 ± 2.88	1.15	164	3.77
Tetrachloromethane	µg/l	5.31 ± 0.583	6.72 ± 1.75	0.85	127	1.66
trans-1,2-Dichloroethene	µg/l	4.56 ± 0.384	6.24 ± 1.62	0.913	137	1.84
Tribromomethane	µg/l	4.8 ± 0.385	6.7 ± 1.74	0.576	140	3.30
Trichloroethene	µg/l	6.48 ± 0.474	8.86 ± 2.3	0.972	137	2.44
Trichloromethane	µg/l	8.99 ± 0.823	11.69 ± 3.04	1.17	130	2.31



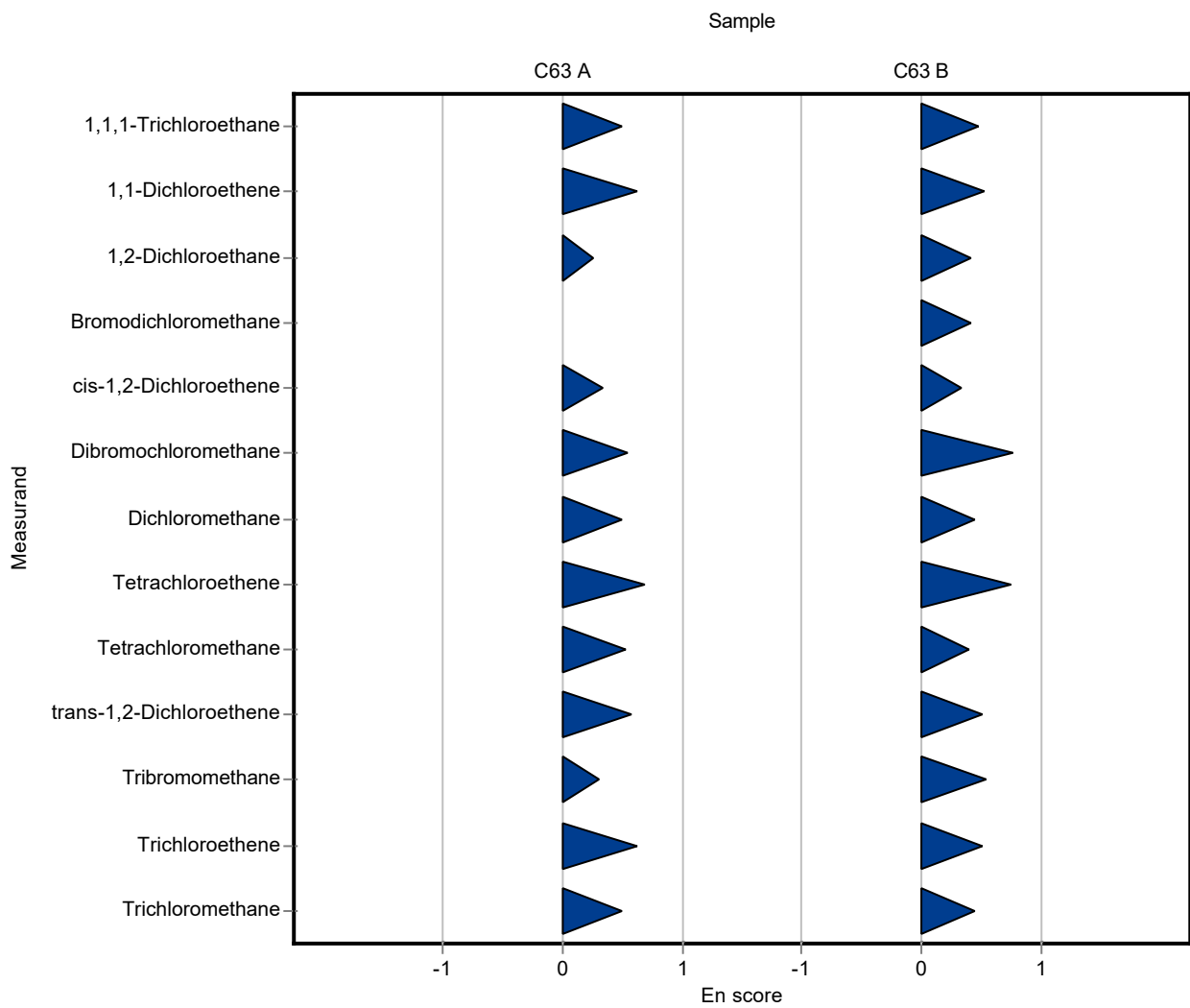
Sample: C63A

Parameter	Unit	Assigned value ± U (k=2)	Result ± U	Criterion	Recovery [%]	En-Score
1,1,1-Trichloroethane	µg/l	1.23 ± 0.0974	1.66 ± 0.43	0.185	135	0.50
1,1-Dichloroethene	µg/l	1.05 ± 0.0675	1.56 ± 0.41	0.178	149	0.62
1,2-Dichloroethane	µg/l	1.31 ± 0.0746	1.5 ± 0.39	0.17	115	0.25
Bromodichloromethane	µg/l	- ± -	<0.1 (LOQ) ± -	-	-	-
cis-1,2-Dichloroethene	µg/l	1.35 ± 0.144	1.64 ± 0.43	0.135	122	0.33
Dibromochloromethane	µg/l	1.91 ± 0.108	2.67 ± 0.69	0.23	140	0.55
Dichloromethane	µg/l	3.06 ± 0.166	4.12 ± 1.07	0.398	135	0.49
Tetrachloroethene	µg/l	0.981 ± 0.0443	1.53 ± 0.4	0.167	156	0.69
Tetrachloromethane	µg/l	1.19 ± 0.126	1.65 ± 0.43	0.191	138	0.52
trans-1,2-Dichloroethene	µg/l	1.37 ± 0.165	1.97 ± 0.51	0.274	144	0.58
Tribromomethane	µg/l	2.23 ± 0.146	2.65 ± 0.69	0.268	119	0.30
Trichloroethene	µg/l	1.06 ± 0.0804	1.57 ± 0.41	0.159	148	0.62
Trichloromethane	µg/l	1.15 ± 0.07	1.55 ± 0.4	0.15	135	0.50

Sample: C63B

Parameter	Unit	Assigned value ± U (k=2)	Result ± U	Criterion	Recovery [%]	En-Score
1,1,1-Trichloroethane	µg/l	5.94 ± 0.472	7.91 ± 2.06	0.891	133	0.47
1,1-Dichloroethene	µg/l	5.49 ± 0.44	7.55 ± 1.96	0.934	137	0.52
1,2-Dichloroethane	µg/l	4.92 ± 0.257	6.26 ± 1.63	0.639	127	0.41
Bromodichloromethane	µg/l	7.87 ± 0.561	10.07 ± 2.62	0.661	128	0.42
cis-1,2-Dichloroethene	µg/l	6.22 ± 0.463	7.52 ± 1.95	0.622	121	0.33
Dibromochloromethane	µg/l	6.4 ± 0.387	10.62 ± 2.76	0.768	166	0.76
Dichloromethane	µg/l	8.95 ± 0.576	11.7 ± 3.04	1.16	131	0.45
Tetrachloroethene	µg/l	6.75 ± 0.208	11.08 ± 2.88	1.15	164	0.75
Tetrachloromethane	µg/l	5.31 ± 0.583	6.72 ± 1.75	0.85	127	0.40
trans-1,2-Dichloroethene	µg/l	4.56 ± 0.384	6.24 ± 1.62	0.913	137	0.51
Tribromomethane	µg/l	4.8 ± 0.385	6.7 ± 1.74	0.576	140	0.54
Trichloroethene	µg/l	6.48 ± 0.474	8.86 ± 2.3	0.972	137	0.51
Trichloromethane	µg/l	8.99 ± 0.823	11.69 ± 3.04	1.17	130	0.44



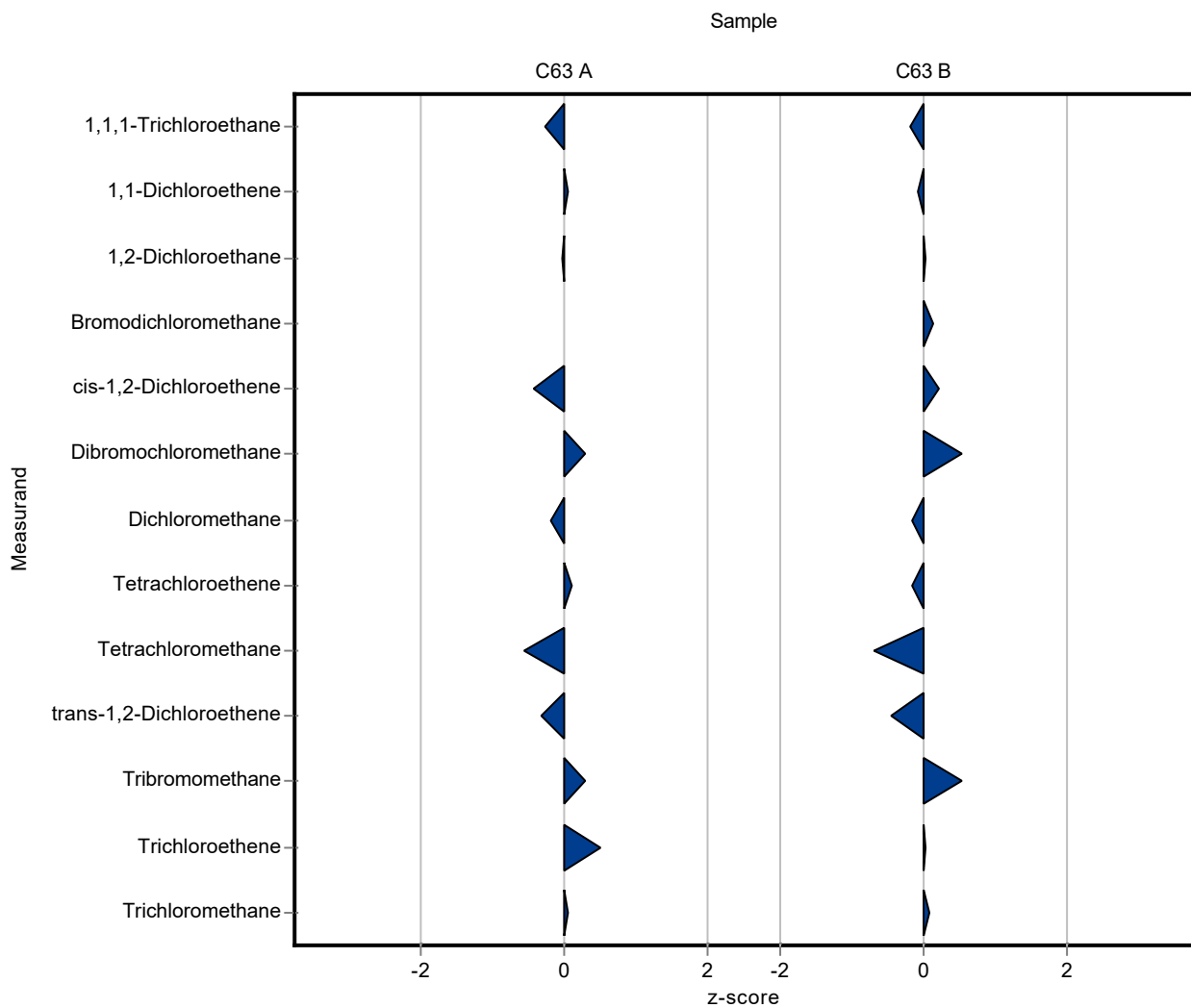


Sample: C63A

Parameter	Unit	Assigned value ± U (k=2)	Result ± U	Criterion	Recovery [%]	z-Score
1,1,1-Trichloroethane	µg/l	1.23 ± 0.0974	1.18 ± 0.24	0.185	95.9	-0.27
1,1-Dichloroethene	µg/l	1.05 ± 0.0675	1.06 ± 0.21	0.178	101	0.06
1,2-Dichloroethane	µg/l	1.31 ± 0.0746	1.3 ± 0.26	0.17	99.5	-0.04
Bromodichloromethane	µg/l	- ± -	<0.08 (LOQ) ± -	-	-	-
cis-1,2-Dichloroethene	µg/l	1.35 ± 0.144	1.29 ± 0.26	0.135	95.6	-0.44
Dibromochloromethane	µg/l	1.91 ± 0.108	1.98 ± 0.4	0.23	103	0.29
Dichloromethane	µg/l	3.06 ± 0.166	2.99 ± 0.6	0.398	97.7	-0.18
Tetrachloroethene	µg/l	0.981 ± 0.0443	1 ± 0.2	0.167	102	0.11
Tetrachloromethane	µg/l	1.19 ± 0.126	1.09 ± 0.22	0.191	91.2	-0.55
trans-1,2-Dichloroethene	µg/l	1.37 ± 0.165	1.28 ± 0.26	0.274	93.5	-0.33
Tribromomethane	µg/l	2.23 ± 0.146	2.31 ± 0.46	0.268	103	0.29
Trichloroethene	µg/l	1.06 ± 0.0804	1.14 ± 0.23	0.159	108	0.50
Trichloromethane	µg/l	1.15 ± 0.07	1.16 ± 0.23	0.15	101	0.06

Sample: C63B

Parameter	Unit	Assigned value ± U (k=2)	Result ± U	Criterion	Recovery [%]	z-Score
1,1,1-Trichloroethane	µg/l	5.94 ± 0.472	5.78 ± 1.16	0.891	97.3	-0.18
1,1-Dichloroethene	µg/l	5.49 ± 0.44	5.41 ± 1.08	0.934	98.5	-0.09
1,2-Dichloroethane	µg/l	4.92 ± 0.257	4.94 ± 0.99	0.639	100	0.04
Bromodichloromethane	µg/l	7.87 ± 0.561	7.96 ± 1.59	0.661	101	0.13
cis-1,2-Dichloroethene	µg/l	6.22 ± 0.463	6.35 ± 1.27	0.622	102	0.21
Dibromochloromethane	µg/l	6.4 ± 0.387	6.8 ± 1.36	0.768	106	0.52
Dichloromethane	µg/l	8.95 ± 0.576	8.78 ± 1.76	1.16	98.1	-0.15
Tetrachloroethene	µg/l	6.75 ± 0.208	6.57 ± 1.31	1.15	97.3	-0.16
Tetrachloromethane	µg/l	5.31 ± 0.583	4.73 ± 0.95	0.85	89.1	-0.68
trans-1,2-Dichloroethene	µg/l	4.56 ± 0.384	4.14 ± 0.83	0.913	90.7	-0.46
Tribromomethane	µg/l	4.8 ± 0.385	5.1 ± 1.02	0.576	106	0.52
Trichloroethene	µg/l	6.48 ± 0.474	6.5 ± 1.3	0.972	100	0.02
Trichloromethane	µg/l	8.99 ± 0.823	9.08 ± 1.82	1.17	101	0.07

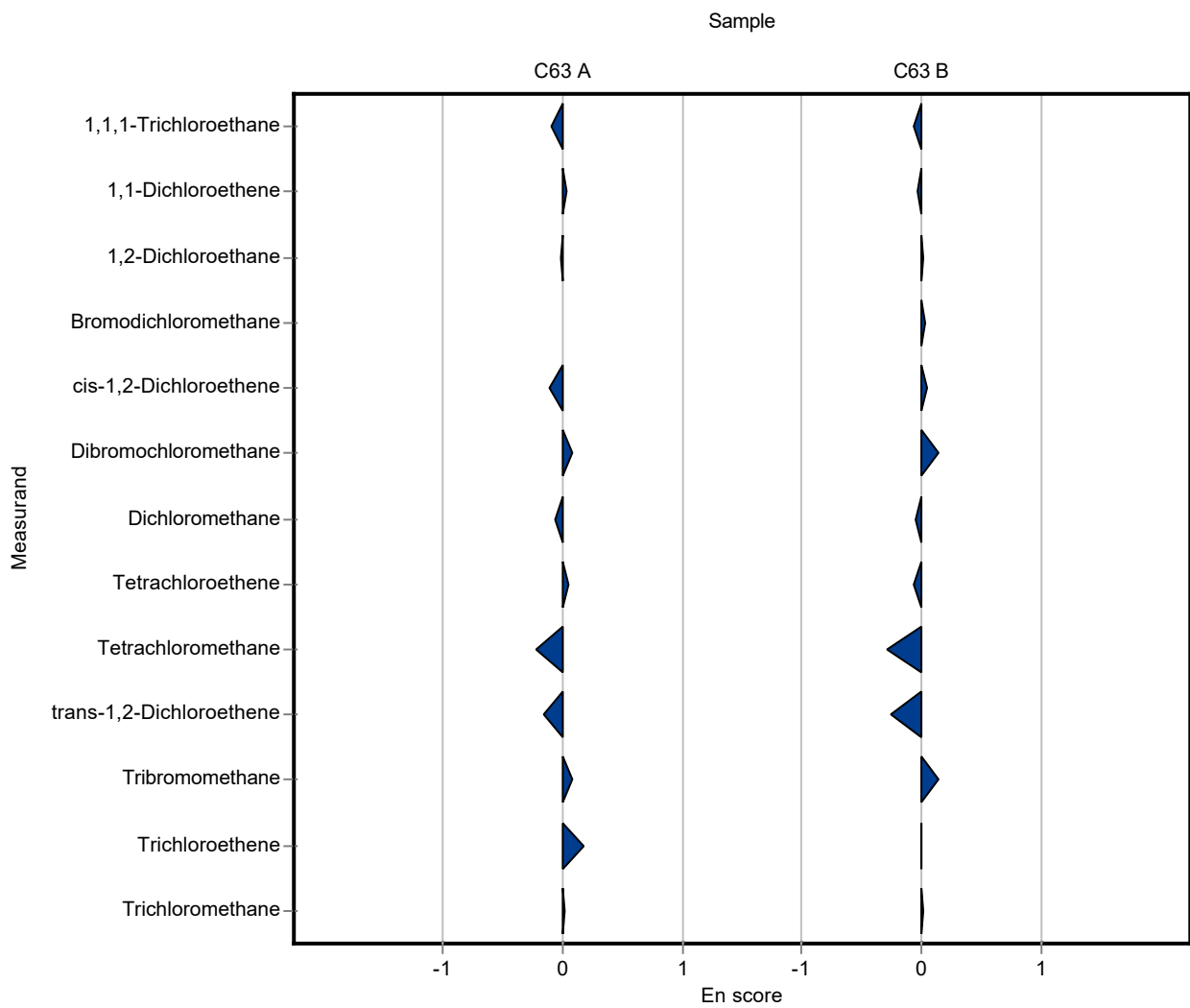


Sample: C63A

Parameter	Unit	Assigned value ± U (k=2)	Result ± U	Criterion	Recovery [%]	En-Score
1,1,1-Trichloroethane	µg/l	1.23 ± 0.0974	1.18 ± 0.24	0.185	95.9	-0.10
1,1-Dichloroethene	µg/l	1.05 ± 0.0675	1.06 ± 0.21	0.178	101	0.03
1,2-Dichloroethane	µg/l	1.31 ± 0.0746	1.3 ± 0.26	0.17	99.5	-0.01
Bromodichloromethane	µg/l	- ± -	<0.08 (LOQ) ± -	-	-	-
cis-1,2-Dichloroethene	µg/l	1.35 ± 0.144	1.29 ± 0.26	0.135	95.6	-0.11
Dibromochloromethane	µg/l	1.91 ± 0.108	1.98 ± 0.4	0.23	103	0.08
Dichloromethane	µg/l	3.06 ± 0.166	2.99 ± 0.6	0.398	97.7	-0.06
Tetrachloroethene	µg/l	0.981 ± 0.0443	1 ± 0.2	0.167	102	0.05
Tetrachloromethane	µg/l	1.19 ± 0.126	1.09 ± 0.22	0.191	91.2	-0.23
trans-1,2-Dichloroethene	µg/l	1.37 ± 0.165	1.28 ± 0.26	0.274	93.5	-0.16
Tribromomethane	µg/l	2.23 ± 0.146	2.31 ± 0.46	0.268	103	0.08
Trichloroethene	µg/l	1.06 ± 0.0804	1.14 ± 0.23	0.159	108	0.17
Trichloromethane	µg/l	1.15 ± 0.07	1.16 ± 0.23	0.15	101	0.02

Sample: C63B

Parameter	Unit	Assigned value ± U (k=2)	Result ± U	Criterion	Recovery [%]	En-Score
1,1,1-Trichloroethane	µg/l	5.94 ± 0.472	5.78 ± 1.16	0.891	97.3	-0.07
1,1-Dichloroethene	µg/l	5.49 ± 0.44	5.41 ± 1.08	0.934	98.5	-0.04
1,2-Dichloroethane	µg/l	4.92 ± 0.257	4.94 ± 0.99	0.639	100	0.01
Bromodichloromethane	µg/l	7.87 ± 0.561	7.96 ± 1.59	0.661	101	0.03
cis-1,2-Dichloroethene	µg/l	6.22 ± 0.463	6.35 ± 1.27	0.622	102	0.05
Dibromochloromethane	µg/l	6.4 ± 0.387	6.8 ± 1.36	0.768	106	0.15
Dichloromethane	µg/l	8.95 ± 0.576	8.78 ± 1.76	1.16	98.1	-0.05
Tetrachloroethene	µg/l	6.75 ± 0.208	6.57 ± 1.31	1.15	97.3	-0.07
Tetrachloromethane	µg/l	5.31 ± 0.583	4.73 ± 0.95	0.85	89.1	-0.29
trans-1,2-Dichloroethene	µg/l	4.56 ± 0.384	4.14 ± 0.83	0.913	90.7	-0.25
Tribromomethane	µg/l	4.8 ± 0.385	5.1 ± 1.02	0.576	106	0.14
Trichloroethene	µg/l	6.48 ± 0.474	6.5 ± 1.3	0.972	100	0.01
Trichloromethane	µg/l	8.99 ± 0.823	9.08 ± 1.82	1.17	101	0.02

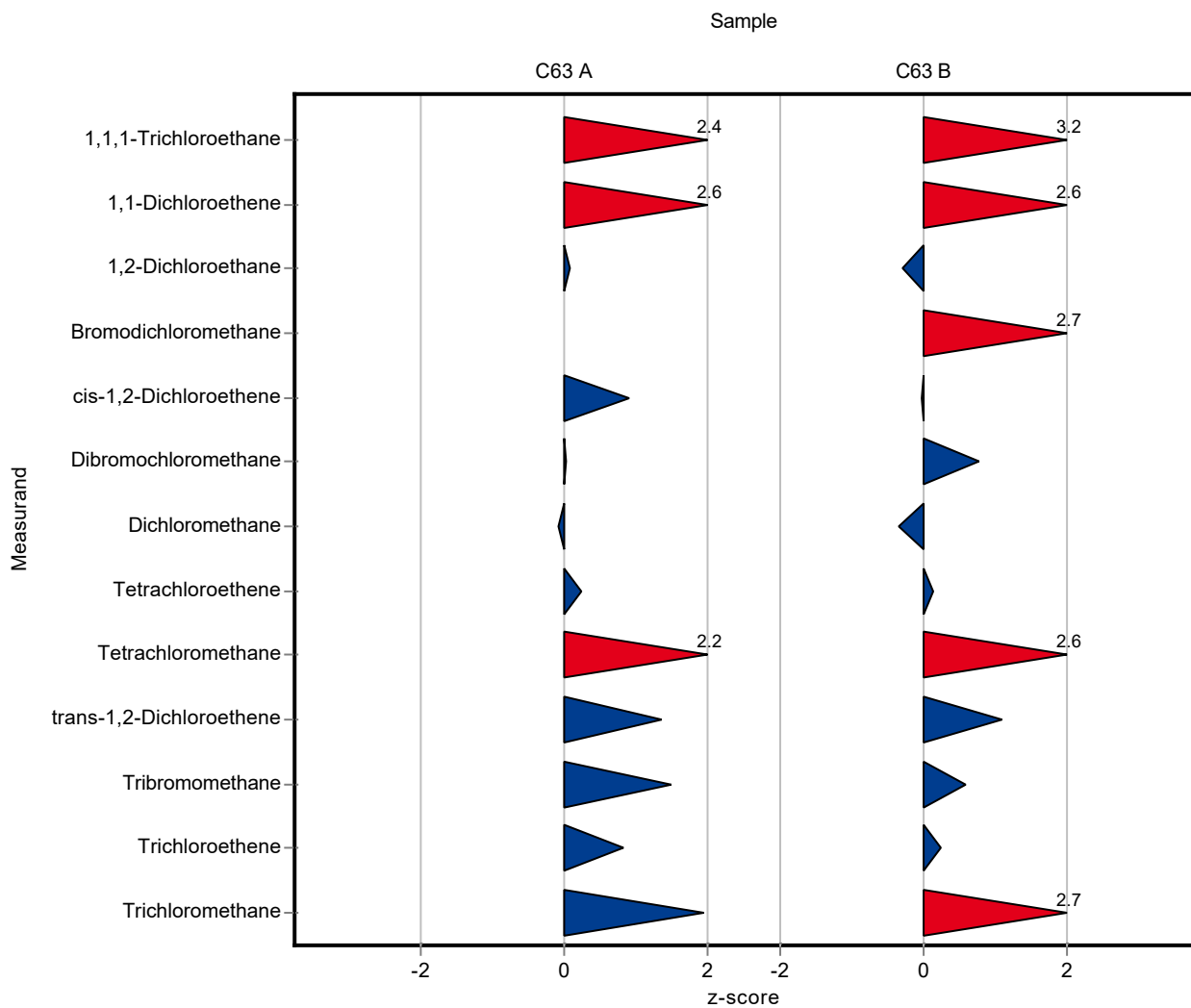


Sample: C63A

Parameter	Unit	Assigned value ± U (k=2)	Result ± U	Criterion	Recovery [%]	z-Score
1,1,1-Trichloroethane	µg/l	1.23 ± 0.0974	1.67 ± 0.284	0.185	136	2.38
1,1-Dichloroethene	µg/l	1.05 ± 0.0675	1.52 ± 0.122	0.178	145	2.64
1,2-Dichloroethane	µg/l	1.31 ± 0.0746	1.32 ± 0.211	0.17	101	0.08
Bromodichloromethane	µg/l	- ± -	<0.05 (LOQ) ± -	-	-	-
cis-1,2-Dichloroethene	µg/l	1.35 ± 0.144	1.47 ± 0.206	0.135	109	0.90
Dibromochloromethane	µg/l	1.91 ± 0.108	1.92 ± 0.192	0.23	100	0.03
Dichloromethane	µg/l	3.06 ± 0.166	3.03 ± 0.606	0.398	99	-0.08
Tetrachloroethene	µg/l	0.981 ± 0.0443	1.02 ± 0.306	0.167	104	0.23
Tetrachloromethane	µg/l	1.19 ± 0.126	1.61 ± 0.29	0.191	135	2.17
trans-1,2-Dichloroethene	µg/l	1.37 ± 0.165	1.74 ± 0.139	0.274	127	1.35
Tribromomethane	µg/l	2.23 ± 0.146	2.63 ± 0.21	0.268	118	1.49
Trichloroethene	µg/l	1.06 ± 0.0804	1.19 ± 0.298	0.159	112	0.82
Trichloromethane	µg/l	1.15 ± 0.07	1.44 ± 0.216	0.15	125	1.94

Sample: C63B

Parameter	Unit	Assigned value ± U (k=2)	Result ± U	Criterion	Recovery [%]	z-Score
1,1,1-Trichloroethane	µg/l	5.94 ± 0.472	8.8 ± 1.5	0.891	148	3.20
1,1-Dichloroethene	µg/l	5.49 ± 0.44	7.94 ± 0.635	0.934	145	2.62
1,2-Dichloroethane	µg/l	4.92 ± 0.257	4.73 ± 0.757	0.639	96.2	-0.29
Bromodichloromethane	µg/l	7.87 ± 0.561	9.67 ± 1.16	0.661	123	2.72
cis-1,2-Dichloroethene	µg/l	6.22 ± 0.463	6.2 ± 0.868	0.622	99.7	-0.03
Dibromochloromethane	µg/l	6.4 ± 0.387	6.99 ± 0.699	0.768	109	0.77
Dichloromethane	µg/l	8.95 ± 0.576	8.55 ± 1.71	1.16	95.5	-0.35
Tetrachloroethene	µg/l	6.75 ± 0.208	6.91 ± 2.07	1.15	102	0.14
Tetrachloromethane	µg/l	5.31 ± 0.583	7.55 ± 1.36	0.85	142	2.64
trans-1,2-Dichloroethene	µg/l	4.56 ± 0.384	5.57 ± 0.446	0.913	122	1.10
Tribromomethane	µg/l	4.8 ± 0.385	5.14 ± 0.411	0.576	107	0.59
Trichloroethene	µg/l	6.48 ± 0.474	6.72 ± 1.68	0.972	104	0.24
Trichloromethane	µg/l	8.99 ± 0.823	12.1 ± 1.82	1.17	135	2.66



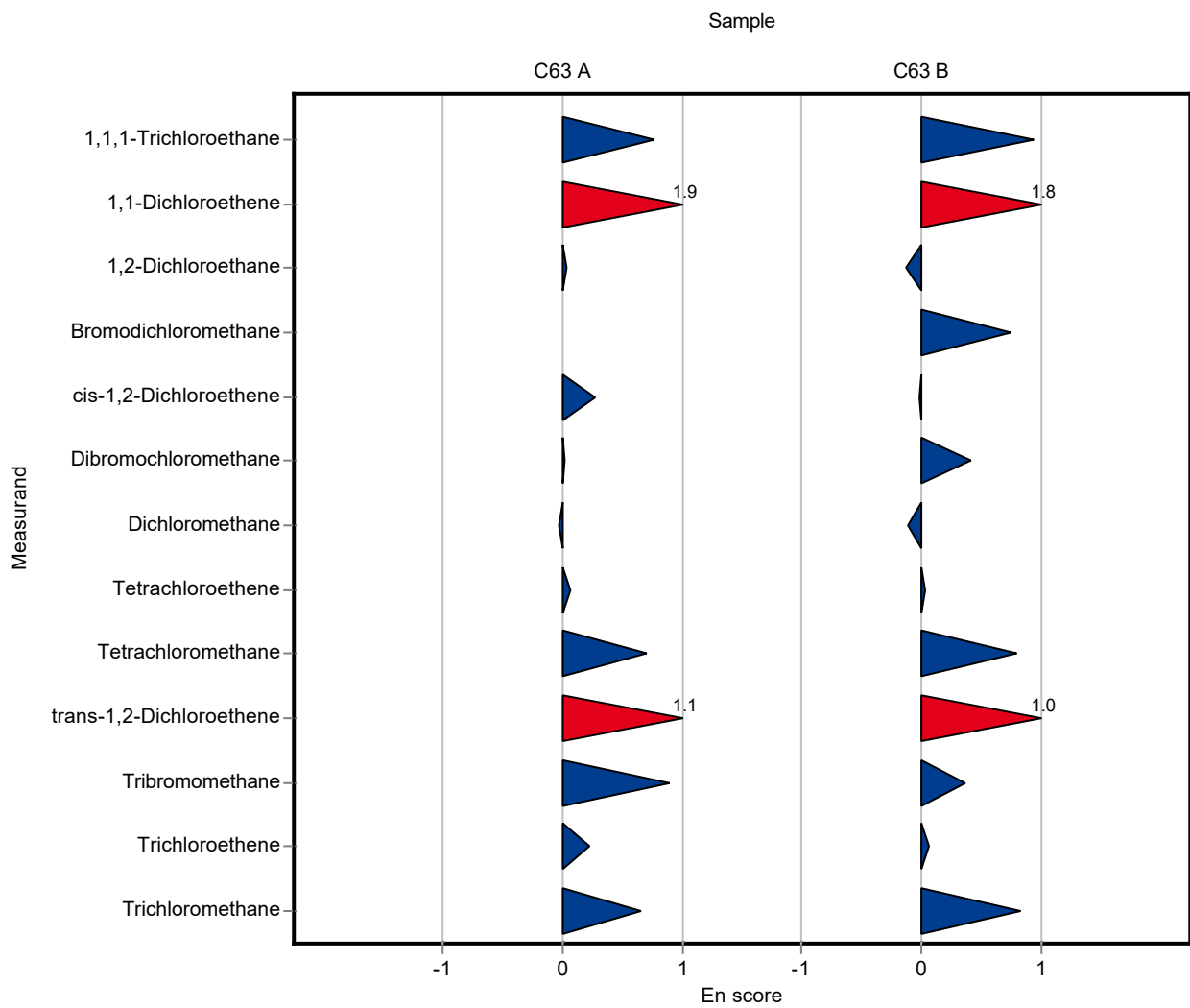
Sample: C63A

Parameter	Unit	Assigned value ± U (k=2)	Result ± U	Criterion	Recovery [%]	En-Score
1,1,1-Trichloroethane	µg/l	1.23 ± 0.0974	1.67 ± 0.284	0.185	136	0.76
1,1-Dichloroethene	µg/l	1.05 ± 0.0675	1.52 ± 0.122	0.178	145	1.86
1,2-Dichloroethane	µg/l	1.31 ± 0.0746	1.32 ± 0.211	0.17	101	0.03
Bromodichloromethane	µg/l	- ± -	<0.05 (LOQ) ± -	-	-	-
cis-1,2-Dichloroethene	µg/l	1.35 ± 0.144	1.47 ± 0.206	0.135	109	0.28
Dibromochloromethane	µg/l	1.91 ± 0.108	1.92 ± 0.192	0.23	100	0.02
Dichloromethane	µg/l	3.06 ± 0.166	3.03 ± 0.606	0.398	99	-0.03
Tetrachloroethene	µg/l	0.981 ± 0.0443	1.02 ± 0.306	0.167	104	0.06
Tetrachloromethane	µg/l	1.19 ± 0.126	1.61 ± 0.29	0.191	135	0.70
trans-1,2-Dichloroethene	µg/l	1.37 ± 0.165	1.74 ± 0.139	0.274	127	1.15
Tribromomethane	µg/l	2.23 ± 0.146	2.63 ± 0.21	0.268	118	0.90
Trichloroethene	µg/l	1.06 ± 0.0804	1.19 ± 0.298	0.159	112	0.22
Trichloromethane	µg/l	1.15 ± 0.07	1.44 ± 0.216	0.15	125	0.66

Sample: C63B

Parameter	Unit	Assigned value ± U (k=2)	Result ± U	Criterion	Recovery [%]	En-Score
1,1,1-Trichloroethane	µg/l	5.94 ± 0.472	8.8 ± 1.5	0.891	148	0.94
1,1-Dichloroethene	µg/l	5.49 ± 0.44	7.94 ± 0.635	0.934	145	1.82
1,2-Dichloroethane	µg/l	4.92 ± 0.257	4.73 ± 0.757	0.639	96.2	-0.12
Bromodichloromethane	µg/l	7.87 ± 0.561	9.67 ± 1.16	0.661	123	0.75
cis-1,2-Dichloroethene	µg/l	6.22 ± 0.463	6.2 ± 0.868	0.622	99.7	-0.01
Dibromochloromethane	µg/l	6.4 ± 0.387	6.99 ± 0.699	0.768	109	0.41
Dichloromethane	µg/l	8.95 ± 0.576	8.55 ± 1.71	1.16	95.5	-0.12
Tetrachloroethene	µg/l	6.75 ± 0.208	6.91 ± 2.07	1.15	102	0.04
Tetrachloromethane	µg/l	5.31 ± 0.583	7.55 ± 1.36	0.85	142	0.81
trans-1,2-Dichloroethene	µg/l	4.56 ± 0.384	5.57 ± 0.446	0.913	122	1.04
Tribromomethane	µg/l	4.8 ± 0.385	5.14 ± 0.411	0.576	107	0.37
Trichloroethene	µg/l	6.48 ± 0.474	6.72 ± 1.68	0.972	104	0.07
Trichloromethane	µg/l	8.99 ± 0.823	12.1 ± 1.82	1.17	135	0.83



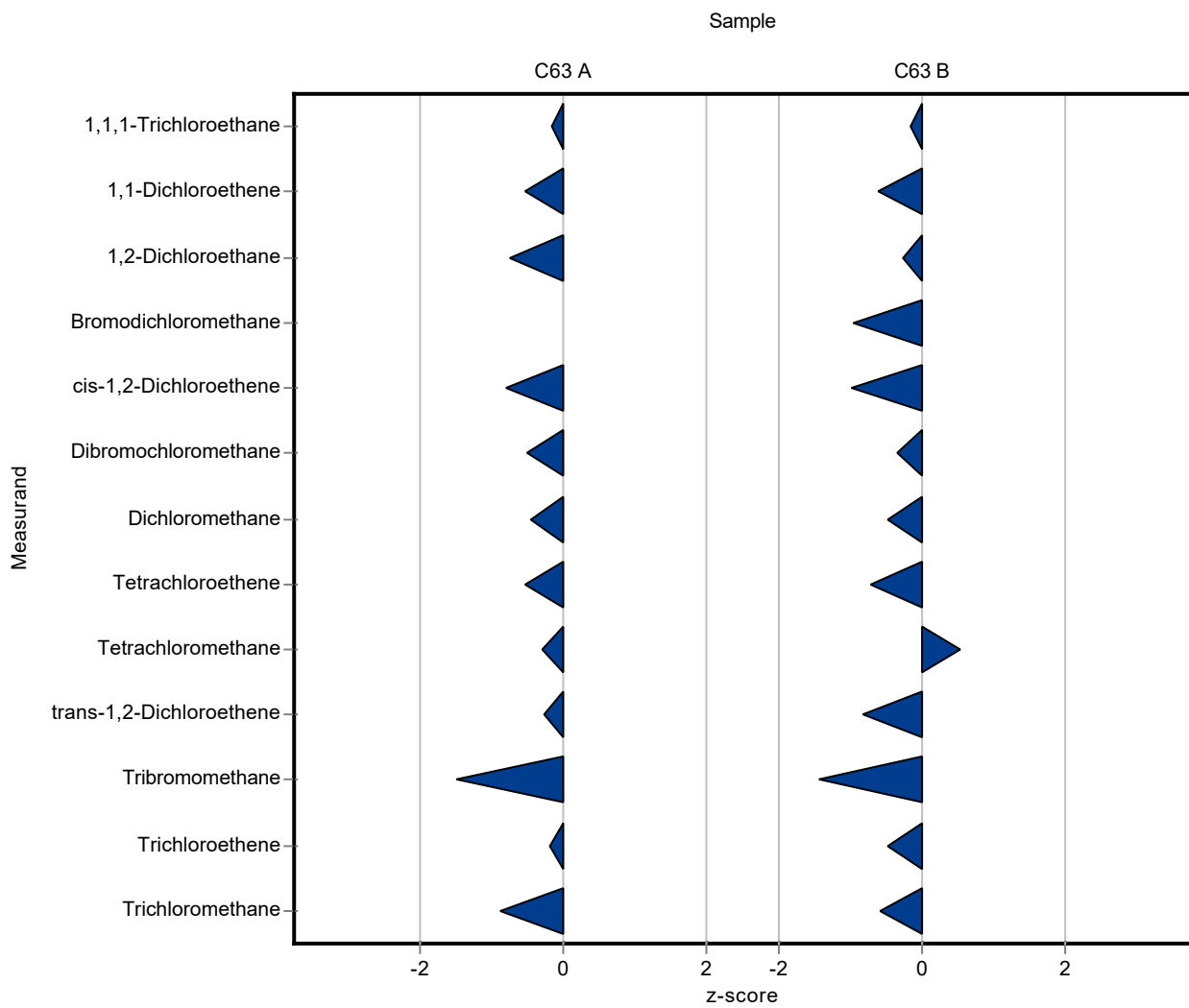


Sample: C63A

Parameter	Unit	Assigned value ± U (k=2)	Result ± U	Criterion	Recovery [%]	z-Score
1,1,1-Trichloroethane	µg/l	1.23 ± 0.0974	1.2 ± 0.0128	0.185	97.5	-0.17
1,1-Dichloroethene	µg/l	1.05 ± 0.0675	0.954 ± 0.0192	0.178	90.9	-0.53
1,2-Dichloroethane	µg/l	1.31 ± 0.0746	1.18 ± 0.0048	0.17	90.3	-0.74
Bromodichloromethane	µg/l	- ± -	<0.1 (LOQ) ± -	-	-	-
cis-1,2-Dichloroethene	µg/l	1.35 ± 0.144	1.24 ± 0.0037	0.135	91.9	-0.81
Dibromochloromethane	µg/l	1.91 ± 0.108	1.8 ± 0.0203	0.23	94	-0.50
Dichloromethane	µg/l	3.06 ± 0.166	2.88 ± 0.0249	0.398	94.1	-0.45
Tetrachloroethene	µg/l	0.981 ± 0.0443	0.891 ± 0.0062	0.167	90.8	-0.54
Tetrachloromethane	µg/l	1.19 ± 0.126	1.14 ± 0.0052	0.191	95.4	-0.29
trans-1,2-Dichloroethene	µg/l	1.37 ± 0.165	1.3 ± 0.0128	0.274	94.9	-0.25
Tribromomethane	µg/l	2.23 ± 0.146	1.83 ± 0.028	0.268	82	-1.50
Trichloroethene	µg/l	1.06 ± 0.0804	1.03 ± 0.0045	0.159	97.2	-0.19
Trichloromethane	µg/l	1.15 ± 0.07	1.02 ± 0.013	0.15	88.7	-0.87

Sample: C63B

Parameter	Unit	Assigned value ± U (k=2)	Result ± U	Criterion	Recovery [%]	z-Score
1,1,1-Trichloroethane	µg/l	5.94 ± 0.472	5.81 ± 0.0254	0.891	97.8	-0.15
1,1-Dichloroethene	µg/l	5.49 ± 0.44	4.91 ± 0.0098	0.934	89.4	-0.62
1,2-Dichloroethane	µg/l	4.92 ± 0.257	4.75 ± 0.0436	0.639	96.6	-0.26
Bromodichloromethane	µg/l	7.87 ± 0.561	7.24 ± 0.0571	0.661	91.9	-0.96
cis-1,2-Dichloroethene	µg/l	6.22 ± 0.463	5.6 ± 0.0134	0.622	90	-1.00
Dibromochloromethane	µg/l	6.4 ± 0.387	6.14 ± 0.0219	0.768	96	-0.34
Dichloromethane	µg/l	8.95 ± 0.576	8.41 ± 0.038	1.16	93.9	-0.47
Tetrachloroethene	µg/l	6.75 ± 0.208	5.94 ± 0.0587	1.15	87.9	-0.71
Tetrachloromethane	µg/l	5.31 ± 0.583	5.76 ± 0.0145	0.85	108	0.53
trans-1,2-Dichloroethene	µg/l	4.56 ± 0.384	3.8 ± 0.0184	0.913	83.3	-0.84
Tribromomethane	µg/l	4.8 ± 0.385	3.97 ± 0.0322	0.576	82.7	-1.44
Trichloroethene	µg/l	6.48 ± 0.474	6.01 ± 0.1003	0.972	92.7	-0.49
Trichloromethane	µg/l	8.99 ± 0.823	8.31 ± 0.0856	1.17	92.4	-0.58

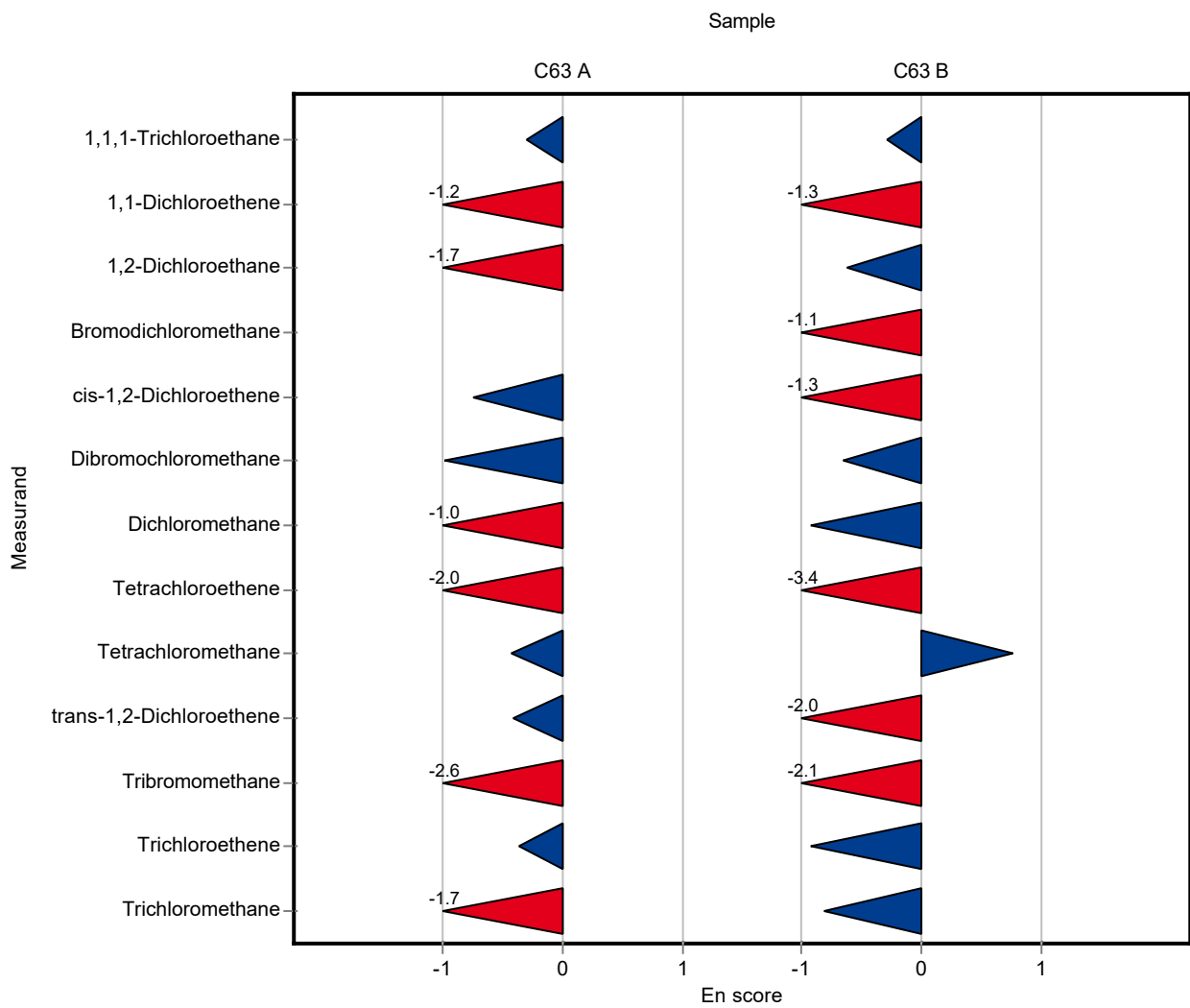


Sample: C63A

Parameter	Unit	Assigned value ± U (k=2)	Result ± U	Criterion	Recovery [%]	En-Score
1,1,1-Trichloroethane	µg/l	1.23 ± 0.0974	1.2 ± 0.0128	0.185	97.5	-0.30
1,1-Dichloroethene	µg/l	1.05 ± 0.0675	0.954 ± 0.0192	0.178	90.9	-1.23
1,2-Dichloroethane	µg/l	1.31 ± 0.0746	1.18 ± 0.0048	0.17	90.3	-1.68
Bromodichloromethane	µg/l	- ± -	<0.1 (LOQ) ± -	-	-	-
cis-1,2-Dichloroethene	µg/l	1.35 ± 0.144	1.24 ± 0.0037	0.135	91.9	-0.75
Dibromochloromethane	µg/l	1.91 ± 0.108	1.8 ± 0.0203	0.23	94	-0.99
Dichloromethane	µg/l	3.06 ± 0.166	2.88 ± 0.0249	0.398	94.1	-1.04
Tetrachloroethene	µg/l	0.981 ± 0.0443	0.891 ± 0.0062	0.167	90.8	-1.97
Tetrachloromethane	µg/l	1.19 ± 0.126	1.14 ± 0.0052	0.191	95.4	-0.43
trans-1,2-Dichloroethene	µg/l	1.37 ± 0.165	1.3 ± 0.0128	0.274	94.9	-0.41
Tribromomethane	µg/l	2.23 ± 0.146	1.83 ± 0.028	0.268	82	-2.58
Trichloroethene	µg/l	1.06 ± 0.0804	1.03 ± 0.0045	0.159	97.2	-0.37
Trichloromethane	µg/l	1.15 ± 0.07	1.02 ± 0.013	0.15	88.7	-1.75

Sample: C63B

Parameter	Unit	Assigned value ± U (k=2)	Result ± U	Criterion	Recovery [%]	En-Score
1,1,1-Trichloroethane	µg/l	5.94 ± 0.472	5.81 ± 0.0254	0.891	97.8	-0.28
1,1-Dichloroethene	µg/l	5.49 ± 0.44	4.91 ± 0.0098	0.934	89.4	-1.32
1,2-Dichloroethane	µg/l	4.92 ± 0.257	4.75 ± 0.0436	0.639	96.6	-0.62
Bromodichloromethane	µg/l	7.87 ± 0.561	7.24 ± 0.0571	0.661	91.9	-1.11
cis-1,2-Dichloroethene	µg/l	6.22 ± 0.463	5.6 ± 0.0134	0.622	90	-1.34
Dibromochloromethane	µg/l	6.4 ± 0.387	6.14 ± 0.0219	0.768	96	-0.66
Dichloromethane	µg/l	8.95 ± 0.576	8.41 ± 0.038	1.16	93.9	-0.93
Tetrachloroethene	µg/l	6.75 ± 0.208	5.94 ± 0.0587	1.15	87.9	-3.41
Tetrachloromethane	µg/l	5.31 ± 0.583	5.76 ± 0.0145	0.85	108	0.77
trans-1,2-Dichloroethene	µg/l	4.56 ± 0.384	3.8 ± 0.0184	0.913	83.3	-1.98
Tribromomethane	µg/l	4.8 ± 0.385	3.97 ± 0.0322	0.576	82.7	-2.13
Trichloroethene	µg/l	6.48 ± 0.474	6.01 ± 0.1003	0.972	92.7	-0.92
Trichloromethane	µg/l	8.99 ± 0.823	8.31 ± 0.0856	1.17	92.4	-0.81

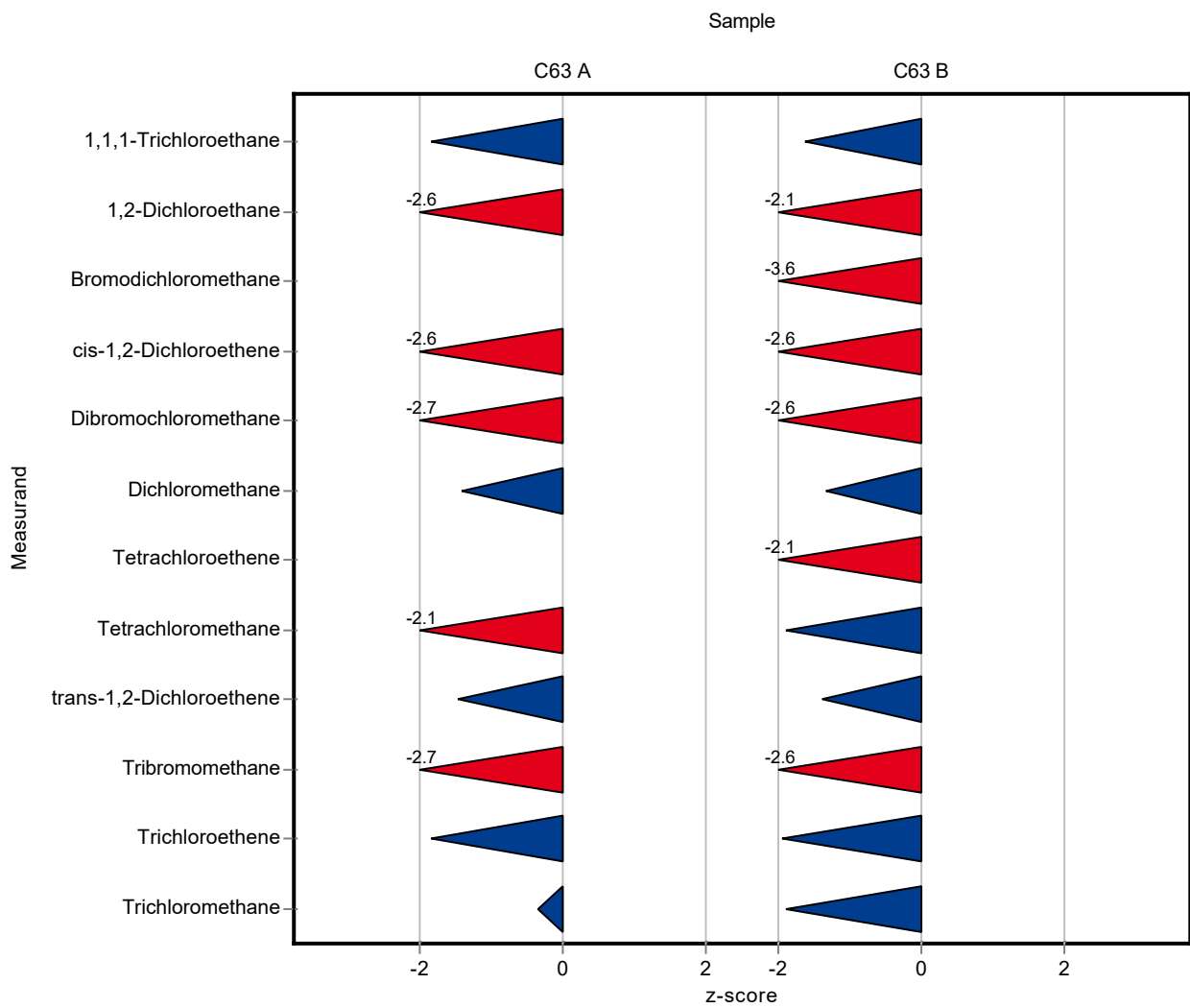


Sample: C63A

Parameter	Unit	Assigned value ± U (k=2)	Result ± U	Criterion	Recovery [%]	z-Score
1,1,1-Trichloroethane	µg/l	1.23 ± 0.0974	0.89 ± 0.089	0.185	72.3	-1.85
1,1-Dichloroethene	µg/l	1.05 ± 0.0675	<0.5 (LOQ) ± -	0.178	-	-
1,2-Dichloroethane	µg/l	1.31 ± 0.0746	0.87 ± 0.087	0.17	66.6	-2.57
Bromodichloromethane	µg/l	- ± -	<0.5 (LOQ) ± -	-	-	-
cis-1,2-Dichloroethene	µg/l	1.35 ± 0.144	1 ± 0.1	0.135	74.1	-2.59
Dibromochloromethane	µg/l	1.91 ± 0.108	1.3 ± 0.13	0.23	67.9	-2.67
Dichloromethane	µg/l	3.06 ± 0.166	2.5 ± 0.25	0.398	81.7	-1.41
Tetrachloroethene	µg/l	0.981 ± 0.0443	<0.5 (LOQ) ± -	0.167	-	-
Tetrachloromethane	µg/l	1.19 ± 0.126	0.8 ± 0.08	0.191	67	-2.06
trans-1,2-Dichloroethene	µg/l	1.37 ± 0.165	0.97 ± 0.097	0.274	70.8	-1.46
Tribromomethane	µg/l	2.23 ± 0.146	1.5 ± 0.15	0.268	67.2	-2.73
Trichloroethene	µg/l	1.06 ± 0.0804	0.77 ± 0.077	0.159	72.6	-1.82
Trichloromethane	µg/l	1.15 ± 0.07	1.1 ± 0.11	0.15	95.6	-0.34

Sample: C63B

Parameter	Unit	Assigned value ± U (k=2)	Result ± U	Criterion	Recovery [%]	z-Score
1,1,1-Trichloroethane	µg/l	5.94 ± 0.472	4.5 ± 0.45	0.891	75.7	-1.62
1,1-Dichloroethene	µg/l	5.49 ± 0.44	<0.5 (LOQ) ± -	0.934	-	-
1,2-Dichloroethane	µg/l	4.92 ± 0.257	3.6 ± 0.36	0.639	73.2	-2.06
Bromodichloromethane	µg/l	7.87 ± 0.561	5.5 ± 0.55	0.661	69.8	-3.59
cis-1,2-Dichloroethene	µg/l	6.22 ± 0.463	4.6 ± 0.46	0.622	74	-2.60
Dibromochloromethane	µg/l	6.4 ± 0.387	4.4 ± 0.44	0.768	68.8	-2.60
Dichloromethane	µg/l	8.95 ± 0.576	7.4 ± 0.74	1.16	82.7	-1.33
Tetrachloroethene	µg/l	6.75 ± 0.208	4.3 ± 0.43	1.15	63.7	-2.14
Tetrachloromethane	µg/l	5.31 ± 0.583	3.7 ± 0.37	0.85	69.7	-1.89
trans-1,2-Dichloroethene	µg/l	4.56 ± 0.384	3.3 ± 0.33	0.913	72.3	-1.38
Tribromomethane	µg/l	4.8 ± 0.385	3.3 ± 0.33	0.576	68.7	-2.61
Trichloroethene	µg/l	6.48 ± 0.474	4.6 ± 0.46	0.972	71	-1.94
Trichloromethane	µg/l	8.99 ± 0.823	6.8 ± 0.68	1.17	75.6	-1.88



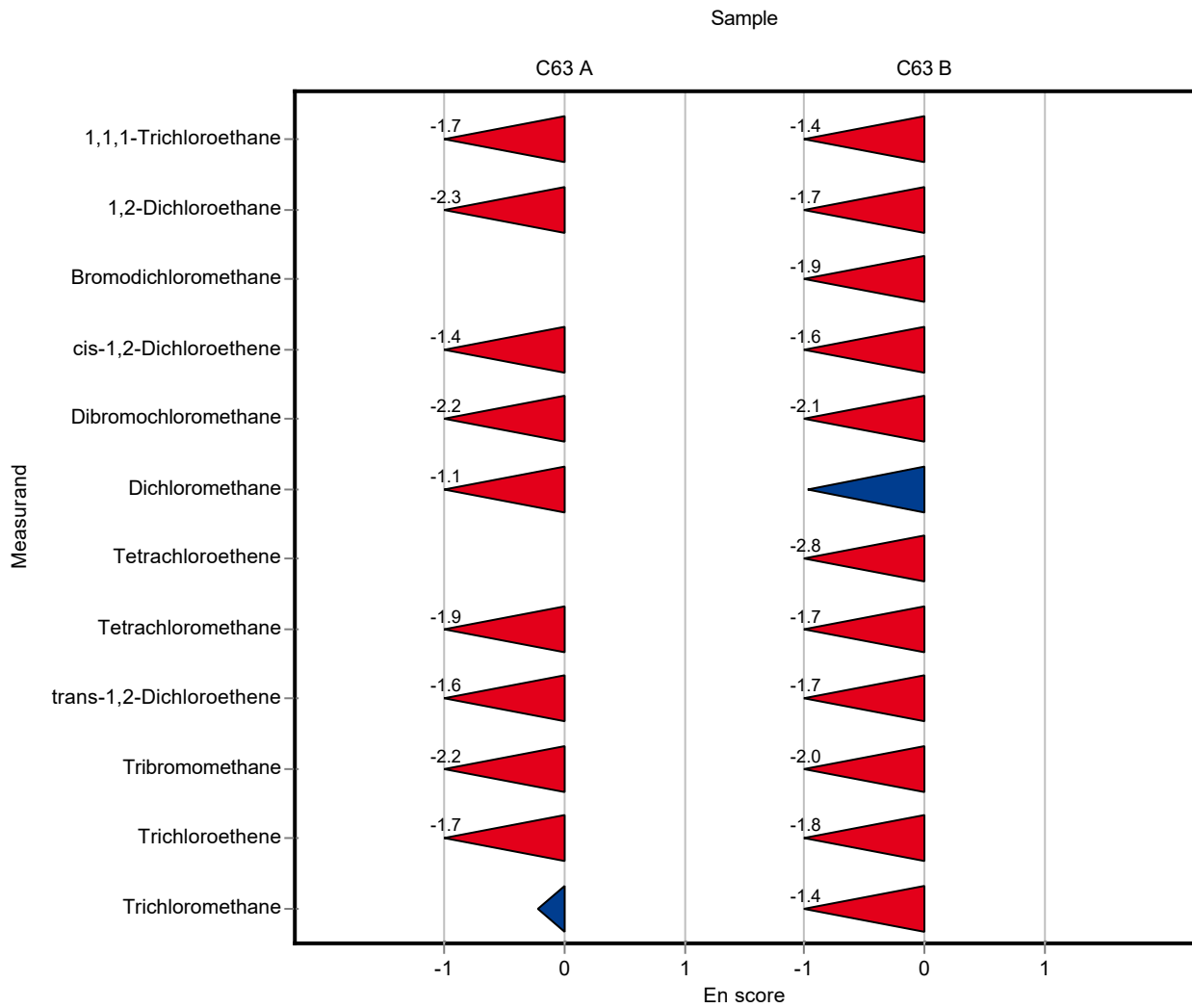
Sample: C63A

Parameter	Unit	Assigned value ± U (k=2)	Result ± U	Criterion	Recovery [%]	En-Score
1,1,1-Trichloroethane	µg/l	1.23 ± 0.0974	0.89 ± 0.089	0.185	72.3	-1.68
1,1-Dichloroethene	µg/l	1.05 ± 0.0675	<0.5 (LOQ) ± -	0.178	-	-
1,2-Dichloroethane	µg/l	1.31 ± 0.0746	0.87 ± 0.087	0.17	66.6	-2.30
Bromodichloromethane	µg/l	- ± -	<0.5 (LOQ) ± -	-	-	-
cis-1,2-Dichloroethene	µg/l	1.35 ± 0.144	1 ± 0.1	0.135	74.1	-1.41
Dibromochloromethane	µg/l	1.91 ± 0.108	1.3 ± 0.13	0.23	67.9	-2.18
Dichloromethane	µg/l	3.06 ± 0.166	2.5 ± 0.25	0.398	81.7	-1.06
Tetrachloroethene	µg/l	0.981 ± 0.0443	<0.5 (LOQ) ± -	0.167	-	-
Tetrachloromethane	µg/l	1.19 ± 0.126	0.8 ± 0.08	0.191	67	-1.94
trans-1,2-Dichloroethene	µg/l	1.37 ± 0.165	0.97 ± 0.097	0.274	70.8	-1.57
Tribromomethane	µg/l	2.23 ± 0.146	1.5 ± 0.15	0.268	67.2	-2.19
Trichloroethene	µg/l	1.06 ± 0.0804	0.77 ± 0.077	0.159	72.6	-1.67
Trichloromethane	µg/l	1.15 ± 0.07	1.1 ± 0.11	0.15	95.6	-0.22

Sample: C63B

Parameter	Unit	Assigned value ± U (k=2)	Result ± U	Criterion	Recovery [%]	En-Score
1,1,1-Trichloroethane	µg/l	5.94 ± 0.472	4.5 ± 0.45	0.891	75.7	-1.42
1,1-Dichloroethene	µg/l	5.49 ± 0.44	<0.5 (LOQ) ± -	0.934	-	-
1,2-Dichloroethane	µg/l	4.92 ± 0.257	3.6 ± 0.36	0.639	73.2	-1.72
Bromodichloromethane	µg/l	7.87 ± 0.561	5.5 ± 0.55	0.661	69.8	-1.92
cis-1,2-Dichloroethene	µg/l	6.22 ± 0.463	4.6 ± 0.46	0.622	74	-1.57
Dibromochloromethane	µg/l	6.4 ± 0.387	4.4 ± 0.44	0.768	68.8	-2.08
Dichloromethane	µg/l	8.95 ± 0.576	7.4 ± 0.74	1.16	82.7	-0.98
Tetrachloroethene	µg/l	6.75 ± 0.208	4.3 ± 0.43	1.15	63.7	-2.77
Tetrachloromethane	µg/l	5.31 ± 0.583	3.7 ± 0.37	0.85	69.7	-1.71
trans-1,2-Dichloroethene	µg/l	4.56 ± 0.384	3.3 ± 0.33	0.913	72.3	-1.65
Tribromomethane	µg/l	4.8 ± 0.385	3.3 ± 0.33	0.576	68.7	-1.96
Trichloroethene	µg/l	6.48 ± 0.474	4.6 ± 0.46	0.972	71	-1.82
Trichloromethane	µg/l	8.99 ± 0.823	6.8 ± 0.68	1.17	75.6	-1.38



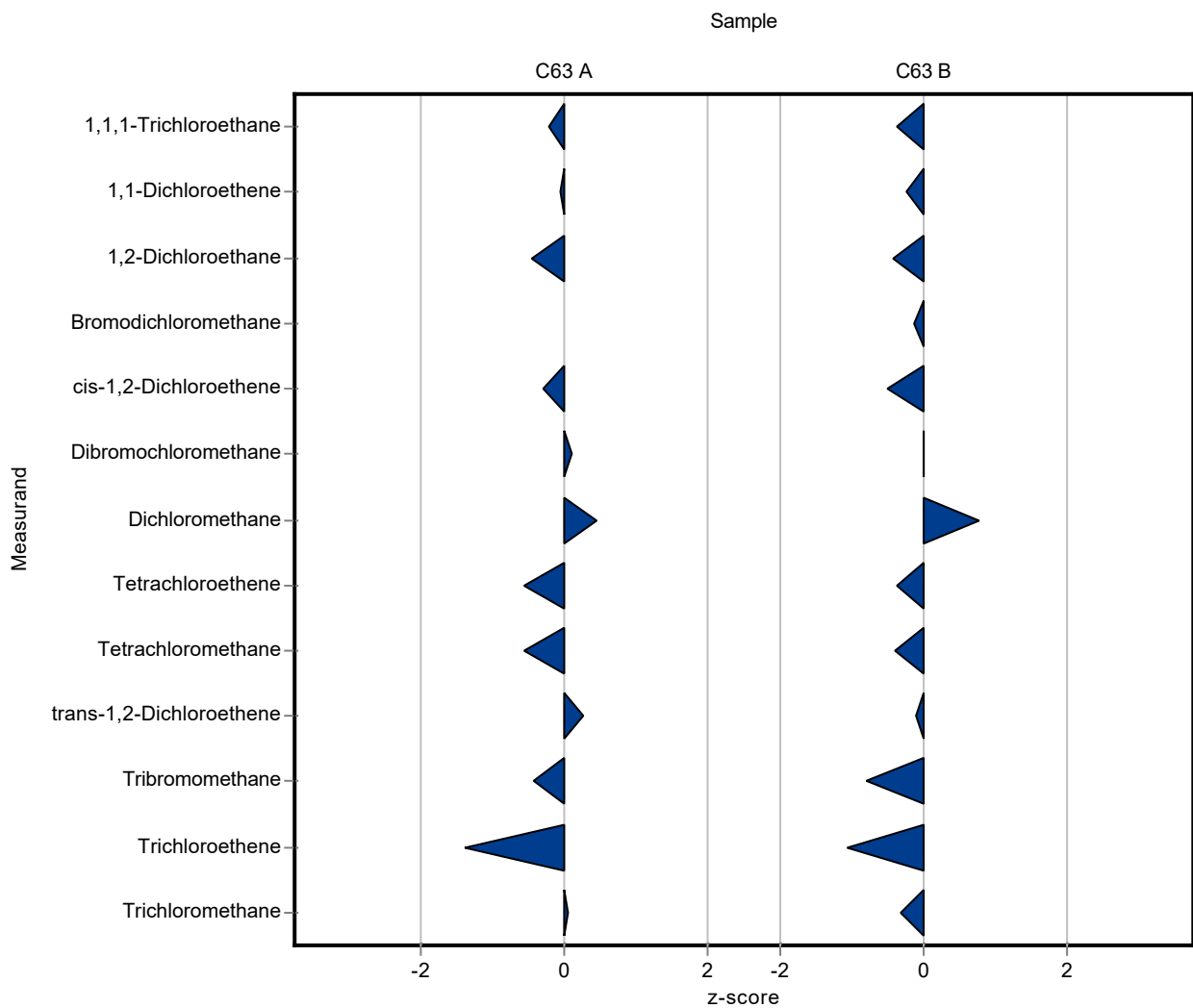


Sample: C63A

Parameter	Unit	Assigned value ± U (k=2)	Result ± U	Criterion	Recovery [%]	z-Score
1,1,1-Trichloroethane	µg/l	1.23 ± 0.0974	1.19 ± 0.178	0.185	96.7	-0.22
1,1-Dichloroethene	µg/l	1.05 ± 0.0675	1.04 ± 0.155	0.178	99.1	-0.05
1,2-Dichloroethane	µg/l	1.31 ± 0.0746	1.23 ± 0.185	0.17	94.2	-0.45
Bromodichloromethane	µg/l	- ± -	<0.04 (LOQ) ± -	-	-	-
cis-1,2-Dichloroethene	µg/l	1.35 ± 0.144	1.31 ± 0.197	0.135	97.1	-0.29
Dibromochloromethane	µg/l	1.91 ± 0.108	1.94 ± 0.291	0.23	101	0.11
Dichloromethane	µg/l	3.06 ± 0.166	3.24 ± 0.486	0.398	106	0.45
Tetrachloroethene	µg/l	0.981 ± 0.0443	0.89 ± 0.134	0.167	90.7	-0.55
Tetrachloromethane	µg/l	1.19 ± 0.126	1.09 ± 0.163	0.191	91.2	-0.55
trans-1,2-Dichloroethene	µg/l	1.37 ± 0.165	1.44 ± 0.216	0.274	105	0.26
Tribromomethane	µg/l	2.23 ± 0.146	2.12 ± 0.318	0.268	95	-0.42
Trichloroethene	µg/l	1.06 ± 0.0804	0.84 ± 0.126	0.159	79.2	-1.38
Trichloromethane	µg/l	1.15 ± 0.07	1.16 ± 0.174	0.15	101	0.06

Sample: C63B

Parameter	Unit	Assigned value ± U (k=2)	Result ± U	Criterion	Recovery [%]	z-Score
1,1,1-Trichloroethane	µg/l	5.94 ± 0.472	5.62 ± 0.843	0.891	94.6	-0.36
1,1-Dichloroethene	µg/l	5.49 ± 0.44	5.28 ± 0.792	0.934	96.1	-0.23
1,2-Dichloroethane	µg/l	4.92 ± 0.257	4.65 ± 0.697	0.639	94.6	-0.42
Bromodichloromethane	µg/l	7.87 ± 0.561	7.79 ± 1.168	0.661	98.9	-0.13
cis-1,2-Dichloroethene	µg/l	6.22 ± 0.463	5.9 ± 0.885	0.622	94.9	-0.52
Dibromochloromethane	µg/l	6.4 ± 0.387	6.4 ± 0.96	0.768	100	0.00
Dichloromethane	µg/l	8.95 ± 0.576	9.84 ± 1.48	1.16	110	0.76
Tetrachloroethene	µg/l	6.75 ± 0.208	6.32 ± 0.949	1.15	93.6	-0.38
Tetrachloromethane	µg/l	5.31 ± 0.583	4.97 ± 0.746	0.85	93.6	-0.40
trans-1,2-Dichloroethene	µg/l	4.56 ± 0.384	4.47 ± 0.67	0.913	98	-0.10
Tribromomethane	µg/l	4.8 ± 0.385	4.34 ± 0.652	0.576	90.4	-0.80
Trichloroethene	µg/l	6.48 ± 0.474	5.44 ± 0.816	0.972	83.9	-1.07
Trichloromethane	µg/l	8.99 ± 0.823	8.61 ± 1.29	1.17	95.7	-0.33

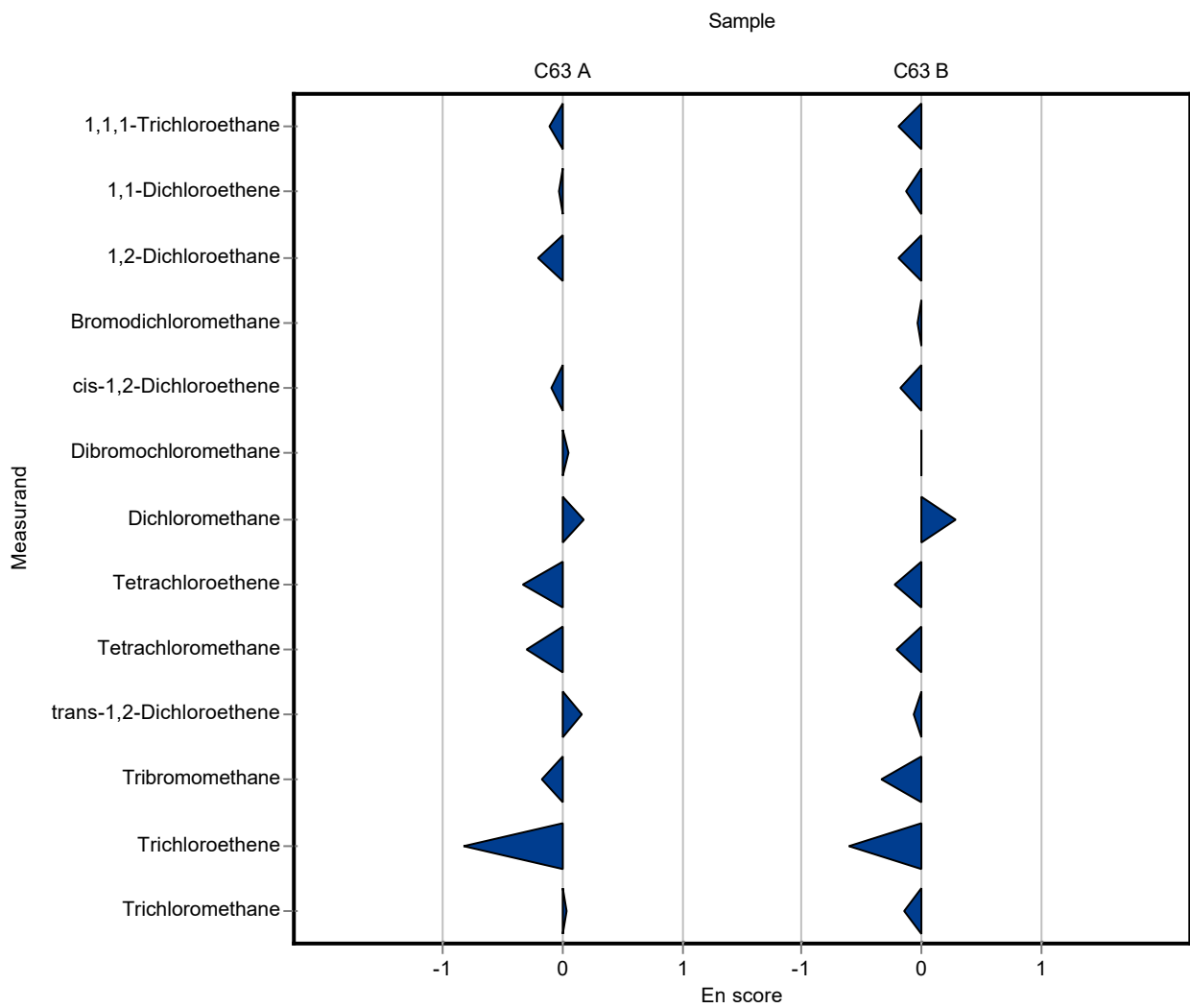


Sample: C63A

Parameter	Unit	Assigned value ± U (k=2)	Result ± U	Criterion	Recovery [%]	En-Score
1,1,1-Trichloroethane	µg/l	1.23 ± 0.0974	1.19 ± 0.178	0.185	96.7	-0.11
1,1-Dichloroethene	µg/l	1.05 ± 0.0675	1.04 ± 0.155	0.178	99.1	-0.03
1,2-Dichloroethane	µg/l	1.31 ± 0.0746	1.23 ± 0.185	0.17	94.2	-0.20
Bromodichloromethane	µg/l	- ± -	<0.04 (LOQ) ± -	-	-	-
cis-1,2-Dichloroethene	µg/l	1.35 ± 0.144	1.31 ± 0.197	0.135	97.1	-0.09
Dibromochloromethane	µg/l	1.91 ± 0.108	1.94 ± 0.291	0.23	101	0.04
Dichloromethane	µg/l	3.06 ± 0.166	3.24 ± 0.486	0.398	106	0.18
Tetrachloroethene	µg/l	0.981 ± 0.0443	0.89 ± 0.134	0.167	90.7	-0.34
Tetrachloromethane	µg/l	1.19 ± 0.126	1.09 ± 0.163	0.191	91.2	-0.30
trans-1,2-Dichloroethene	µg/l	1.37 ± 0.165	1.44 ± 0.216	0.274	105	0.15
Tribromomethane	µg/l	2.23 ± 0.146	2.12 ± 0.318	0.268	95	-0.17
Trichloroethene	µg/l	1.06 ± 0.0804	0.84 ± 0.126	0.159	79.2	-0.83
Trichloromethane	µg/l	1.15 ± 0.07	1.16 ± 0.174	0.15	101	0.03

Sample: C63B

Parameter	Unit	Assigned value ± U (k=2)	Result ± U	Criterion	Recovery [%]	En-Score
1,1,1-Trichloroethane	µg/l	5.94 ± 0.472	5.62 ± 0.843	0.891	94.6	-0.18
1,1-Dichloroethene	µg/l	5.49 ± 0.44	5.28 ± 0.792	0.934	96.1	-0.13
1,2-Dichloroethane	µg/l	4.92 ± 0.257	4.65 ± 0.697	0.639	94.6	-0.19
Bromodichloromethane	µg/l	7.87 ± 0.561	7.79 ± 1.168	0.661	98.9	-0.04
cis-1,2-Dichloroethene	µg/l	6.22 ± 0.463	5.9 ± 0.885	0.622	94.9	-0.17
Dibromochloromethane	µg/l	6.4 ± 0.387	6.4 ± 0.96	0.768	100	0.00
Dichloromethane	µg/l	8.95 ± 0.576	9.84 ± 1.48	1.16	110	0.29
Tetrachloroethene	µg/l	6.75 ± 0.208	6.32 ± 0.949	1.15	93.6	-0.23
Tetrachloromethane	µg/l	5.31 ± 0.583	4.97 ± 0.746	0.85	93.6	-0.21
trans-1,2-Dichloroethene	µg/l	4.56 ± 0.384	4.47 ± 0.67	0.913	98	-0.07
Tribromomethane	µg/l	4.8 ± 0.385	4.34 ± 0.652	0.576	90.4	-0.34
Trichloroethene	µg/l	6.48 ± 0.474	5.44 ± 0.816	0.972	83.9	-0.61
Trichloromethane	µg/l	8.99 ± 0.823	8.61 ± 1.29	1.17	95.7	-0.14

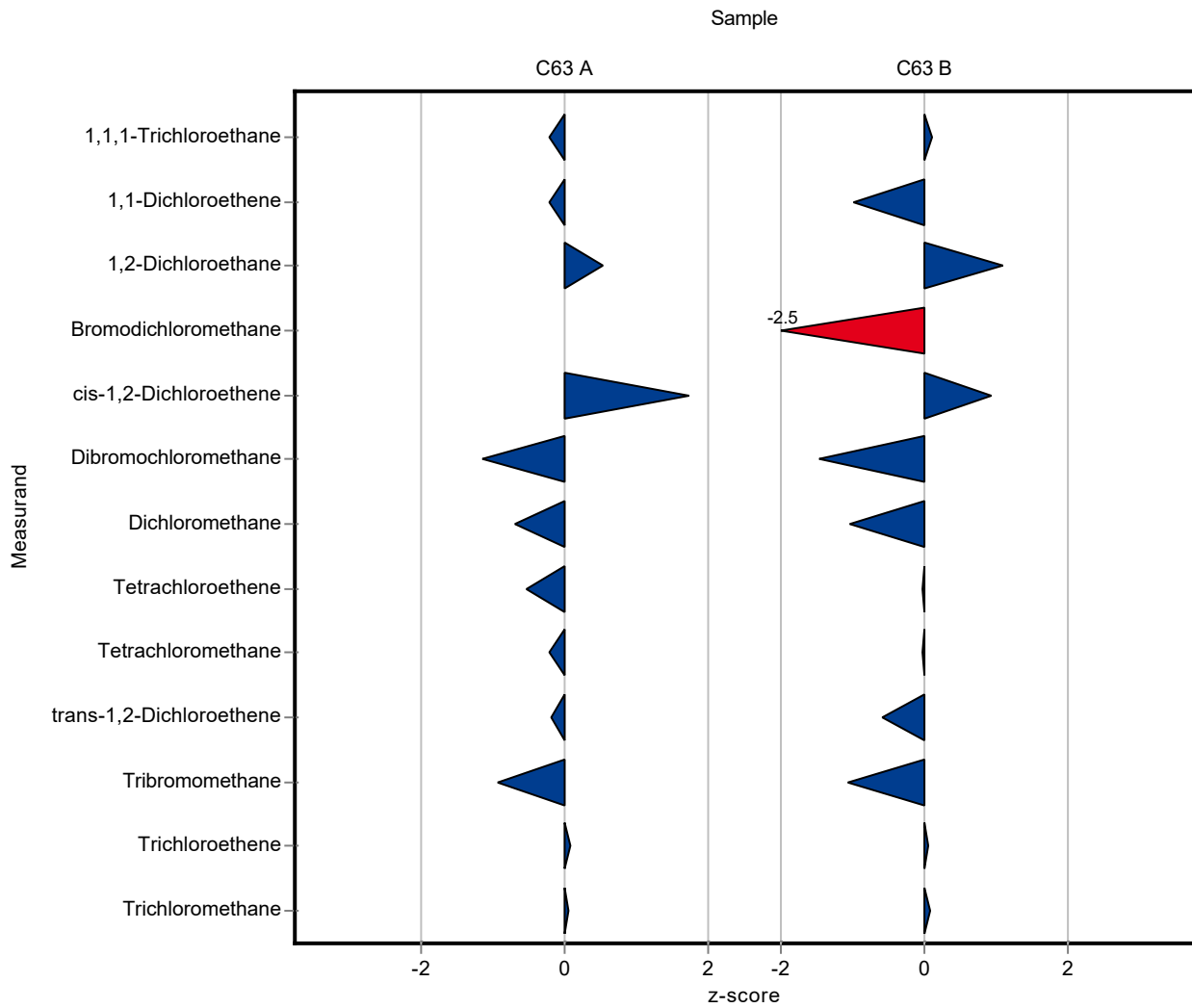


Sample: C63A

Parameter	Unit	Assigned value ± U (k=2)	Result ± U	Criterion	Recovery [%]	z-Score
1,1,1-Trichloroethane	µg/l	1.23 ± 0.0974	1.19 ± 0.083	0.185	96.7	-0.22
1,1-Dichloroethene	µg/l	1.05 ± 0.0675	1.01 ± 0.112	0.178	96.3	-0.22
1,2-Dichloroethane	µg/l	1.31 ± 0.0746	1.398 ± 0.088	0.17	107	0.54
Bromodichloromethane	µg/l	- ± -	0.04 ± 0.002	-	-	-
cis-1,2-Dichloroethene	µg/l	1.35 ± 0.144	1.583 ± 0.139	0.135	117	1.74
Dibromochloromethane	µg/l	1.91 ± 0.108	1.649 ± 0.087	0.23	86.2	-1.15
Dichloromethane	µg/l	3.06 ± 0.166	2.781 ± 0.187	0.398	90.9	-0.70
Tetrachloroethene	µg/l	0.981 ± 0.0443	0.894 ± 0.064	0.167	91.1	-0.52
Tetrachloromethane	µg/l	1.19 ± 0.126	1.153 ± 0.093	0.191	96.5	-0.22
trans-1,2-Dichloroethene	µg/l	1.37 ± 0.165	1.322 ± 0.128	0.274	96.5	-0.17
Tribromomethane	µg/l	2.23 ± 0.146	1.984 ± 0.113	0.268	88.9	-0.93
Trichloroethene	µg/l	1.06 ± 0.0804	1.072 ± 0.068	0.159	101	0.07
Trichloromethane	µg/l	1.15 ± 0.07	1.158 ± 0.09	0.15	101	0.05

Sample: C63B

Parameter	Unit	Assigned value ± U (k=2)	Result ± U	Criterion	Recovery [%]	z-Score
1,1,1-Trichloroethane	µg/l	5.94 ± 0.472	6.042 ± 0.42	0.891	102	0.11
1,1-Dichloroethene	µg/l	5.49 ± 0.44	4.585 ± 0.508	0.934	83.5	-0.97
1,2-Dichloroethane	µg/l	4.92 ± 0.257	5.618 ± 0.355	0.639	114	1.10
Bromodichloromethane	µg/l	7.87 ± 0.561	6.193 ± 0.354	0.661	78.7	-2.54
cis-1,2-Dichloroethene	µg/l	6.22 ± 0.463	6.806 ± 0.598	0.622	109	0.94
Dibromochloromethane	µg/l	6.4 ± 0.387	5.281 ± 0.278	0.768	82.5	-1.45
Dichloromethane	µg/l	8.95 ± 0.576	7.757 ± 0.521	1.16	86.6	-1.03
Tetrachloroethene	µg/l	6.75 ± 0.208	6.738 ± 0.48	1.15	99.8	-0.01
Tetrachloromethane	µg/l	5.31 ± 0.583	5.29 ± 0.427	0.85	99.6	-0.02
trans-1,2-Dichloroethene	µg/l	4.56 ± 0.384	4.02 ± 0.39	0.913	88.1	-0.59
Tribromomethane	µg/l	4.8 ± 0.385	4.192 ± 0.24	0.576	87.3	-1.06
Trichloroethene	µg/l	6.48 ± 0.474	6.526 ± 0.412	0.972	101	0.04
Trichloromethane	µg/l	8.99 ± 0.823	9.081 ± 0.709	1.17	101	0.08



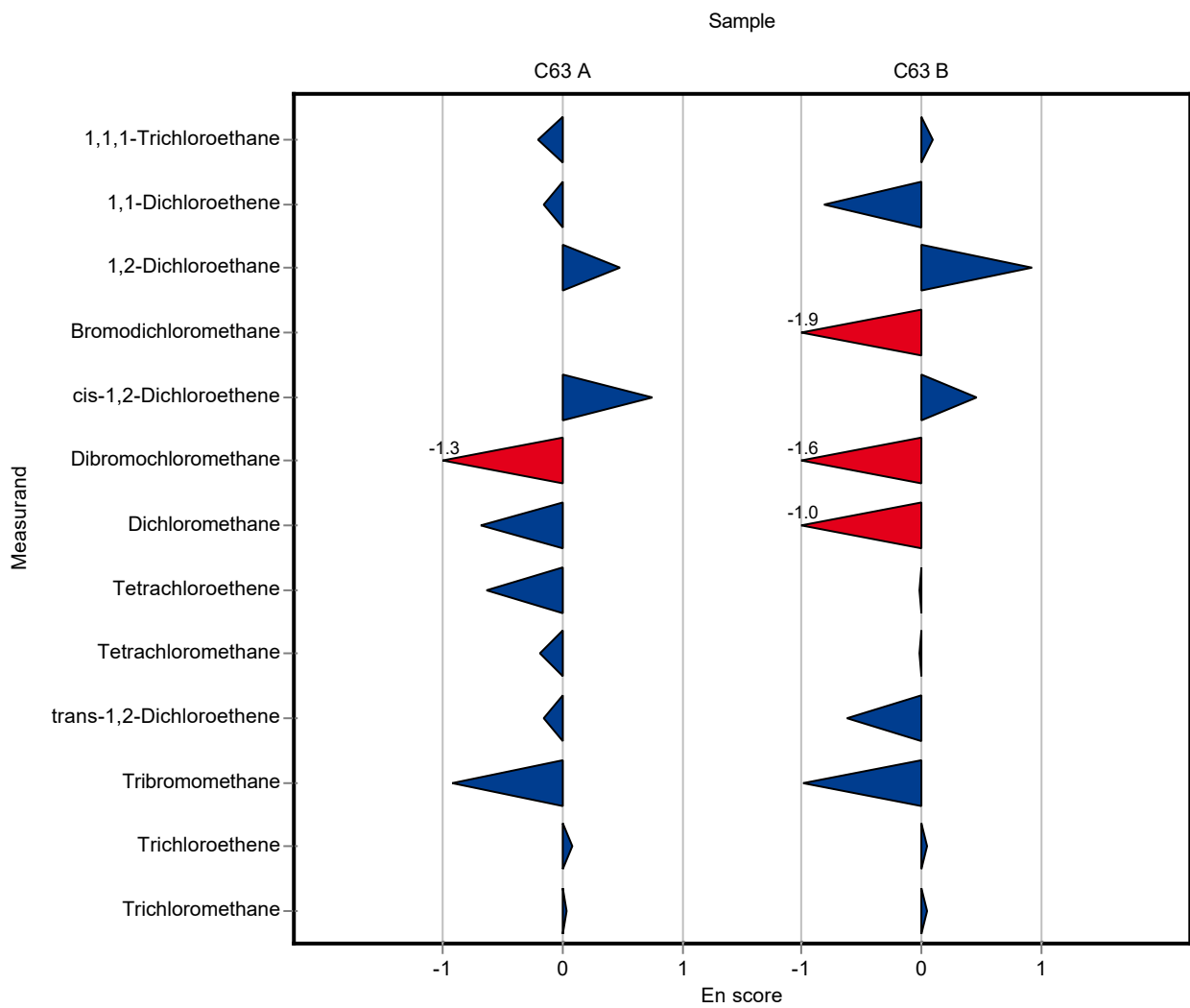
Sample: C63A

Parameter	Unit	Assigned value ± U (k=2)	Result ± U	Criterion	Recovery [%]	En-Score
1,1,1-Trichloroethane	µg/l	1.23 ± 0.0974	1.19 ± 0.083	0.185	96.7	-0.21
1,1-Dichloroethene	µg/l	1.05 ± 0.0675	1.01 ± 0.112	0.178	96.3	-0.17
1,2-Dichloroethane	µg/l	1.31 ± 0.0746	1.398 ± 0.088	0.17	107	0.48
Bromodichloromethane	µg/l	- ± -	0.04 ± 0.002	-	-	-
cis-1,2-Dichloroethene	µg/l	1.35 ± 0.144	1.583 ± 0.139	0.135	117	0.75
Dibromochloromethane	µg/l	1.91 ± 0.108	1.649 ± 0.087	0.23	86.2	-1.29
Dichloromethane	µg/l	3.06 ± 0.166	2.781 ± 0.187	0.398	90.9	-0.68
Tetrachloroethene	µg/l	0.981 ± 0.0443	0.894 ± 0.064	0.167	91.1	-0.65
Tetrachloromethane	µg/l	1.19 ± 0.126	1.153 ± 0.093	0.191	96.5	-0.18
trans-1,2-Dichloroethene	µg/l	1.37 ± 0.165	1.322 ± 0.128	0.274	96.5	-0.16
Tribromomethane	µg/l	2.23 ± 0.146	1.984 ± 0.113	0.268	88.9	-0.92
Trichloroethene	µg/l	1.06 ± 0.0804	1.072 ± 0.068	0.159	101	0.08
Trichloromethane	µg/l	1.15 ± 0.07	1.158 ± 0.09	0.15	101	0.04

Sample: C63B

Parameter	Unit	Assigned value ± U (k=2)	Result ± U	Criterion	Recovery [%]	En-Score
1,1,1-Trichloroethane	µg/l	5.94 ± 0.472	6.042 ± 0.42	0.891	102	0.10
1,1-Dichloroethene	µg/l	5.49 ± 0.44	4.585 ± 0.508	0.934	83.5	-0.82
1,2-Dichloroethane	µg/l	4.92 ± 0.257	5.618 ± 0.355	0.639	114	0.93
Bromodichloromethane	µg/l	7.87 ± 0.561	6.193 ± 0.354	0.661	78.7	-1.86
cis-1,2-Dichloroethene	µg/l	6.22 ± 0.463	6.806 ± 0.598	0.622	109	0.46
Dibromochloromethane	µg/l	6.4 ± 0.387	5.281 ± 0.278	0.768	82.5	-1.65
Dichloromethane	µg/l	8.95 ± 0.576	7.757 ± 0.521	1.16	86.6	-1.00
Tetrachloroethene	µg/l	6.75 ± 0.208	6.738 ± 0.48	1.15	99.8	-0.02
Tetrachloromethane	µg/l	5.31 ± 0.583	5.29 ± 0.427	0.85	99.6	-0.02
trans-1,2-Dichloroethene	µg/l	4.56 ± 0.384	4.02 ± 0.39	0.913	88.1	-0.63
Tribromomethane	µg/l	4.8 ± 0.385	4.192 ± 0.24	0.576	87.3	-0.99
Trichloroethene	µg/l	6.48 ± 0.474	6.526 ± 0.412	0.972	101	0.04
Trichloromethane	µg/l	8.99 ± 0.823	9.081 ± 0.709	1.17	101	0.05



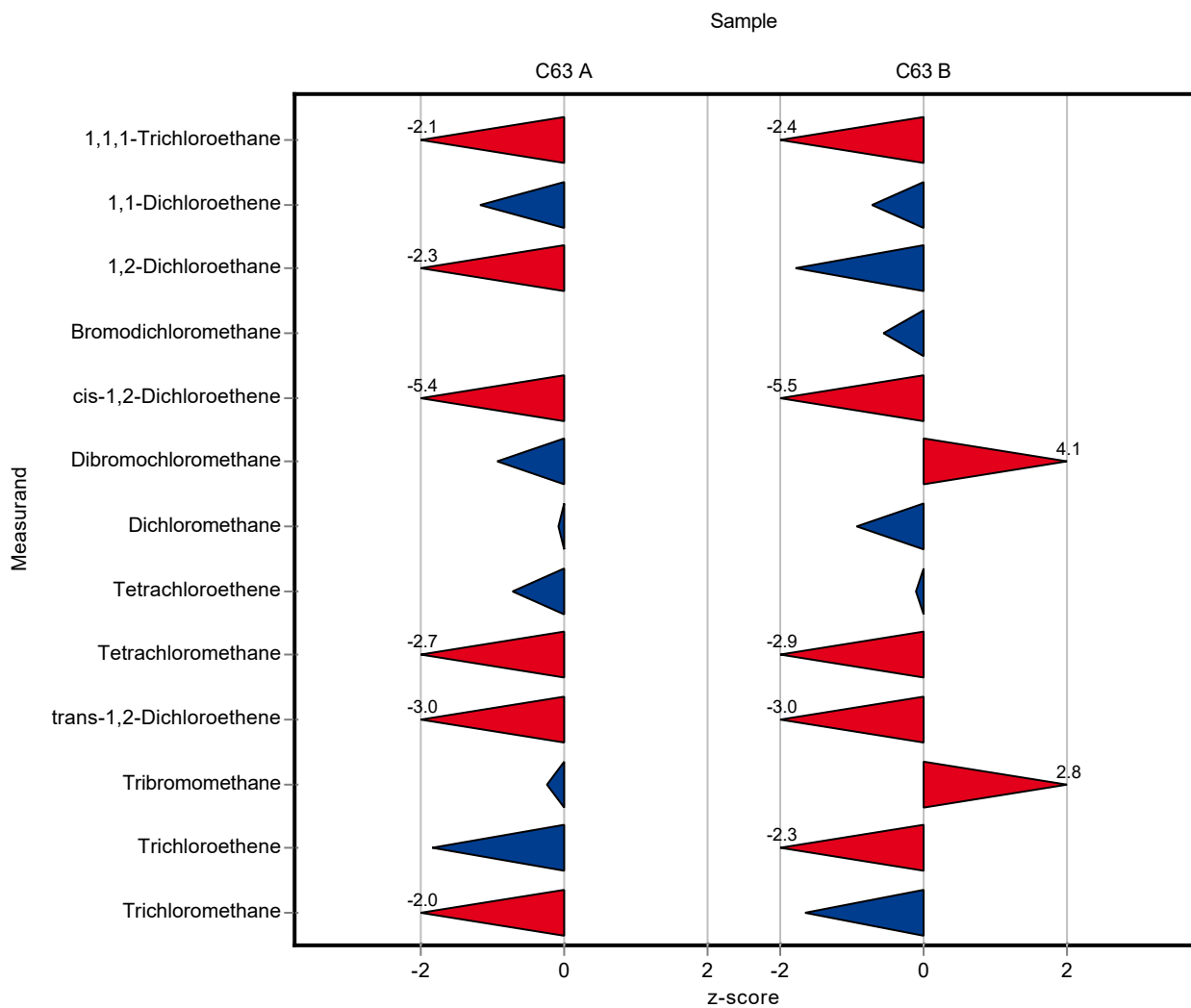


Sample: C63A

Parameter	Unit	Assigned value ± U (k=2)	Result ± U	Criterion	Recovery [%]	z-Score
1,1,1-Trichloroethane	µg/l	1.23 ± 0.0974	0.84 ± 0.38	0.185	68.3	-2.12
1,1-Dichloroethene	µg/l	1.05 ± 0.0675	0.84 ± 0.27	0.178	80.1	-1.17
1,2-Dichloroethane	µg/l	1.31 ± 0.0746	0.92 ± 0.22	0.17	70.4	-2.27
Bromodichloromethane	µg/l	- ± -	<0.1 (LOQ) ± -	-	-	-
cis-1,2-Dichloroethene	µg/l	1.35 ± 0.144	0.62 ± 0.17	0.135	46	-5.40
Dibromochloromethane	µg/l	1.91 ± 0.108	1.7 ± 0.96	0.23	88.8	-0.93
Dichloromethane	µg/l	3.06 ± 0.166	3.03 ± 1.01	0.398	99	-0.08
Tetrachloroethene	µg/l	0.981 ± 0.0443	0.86 ± 0.41	0.167	87.6	-0.73
Tetrachloromethane	µg/l	1.19 ± 0.126	0.67 ± 0.19	0.191	56.1	-2.74
trans-1,2-Dichloroethene	µg/l	1.37 ± 0.165	0.56 ± 0.17	0.274	40.9	-2.96
Tribromomethane	µg/l	2.23 ± 0.146	2.17 ± 1.37	0.268	97.2	-0.23
Trichloroethene	µg/l	1.06 ± 0.0804	0.77 ± 0.28	0.159	72.6	-1.82
Trichloromethane	µg/l	1.15 ± 0.07	0.85 ± 0.3	0.15	73.9	-2.01

Sample: C63B

Parameter	Unit	Assigned value ± U (k=2)	Result ± U	Criterion	Recovery [%]	z-Score
1,1,1-Trichloroethane	µg/l	5.94 ± 0.472	3.84 ± 1.75	0.891	64.6	-2.36
1,1-Dichloroethene	µg/l	5.49 ± 0.44	4.82 ± 1.55	0.934	87.8	-0.72
1,2-Dichloroethane	µg/l	4.92 ± 0.257	3.77 ± 0.92	0.639	76.7	-1.79
Bromodichloromethane	µg/l	7.87 ± 0.561	7.5 ± 3.78	0.661	95.2	-0.57
cis-1,2-Dichloroethene	µg/l	6.22 ± 0.463	2.77 ± 0.76	0.622	44.5	-5.55
Dibromochloromethane	µg/l	6.4 ± 0.387	9.52 ± 5.35	0.768	149	4.07
Dichloromethane	µg/l	8.95 ± 0.576	7.86 ± 2.63	1.16	87.8	-0.94
Tetrachloroethene	µg/l	6.75 ± 0.208	6.63 ± 3.18	1.15	98.2	-0.11
Tetrachloromethane	µg/l	5.31 ± 0.583	2.84 ± 0.8	0.85	53.5	-2.91
trans-1,2-Dichloroethene	µg/l	4.56 ± 0.384	1.81 ± 0.54	0.913	39.7	-3.02
Tribromomethane	µg/l	4.8 ± 0.385	6.4 ± 4.03	0.576	133	2.78
Trichloroethene	µg/l	6.48 ± 0.474	4.24 ± 1.56	0.972	65.4	-2.31
Trichloromethane	µg/l	8.99 ± 0.823	7.07 ± 2.5	1.17	78.6	-1.64

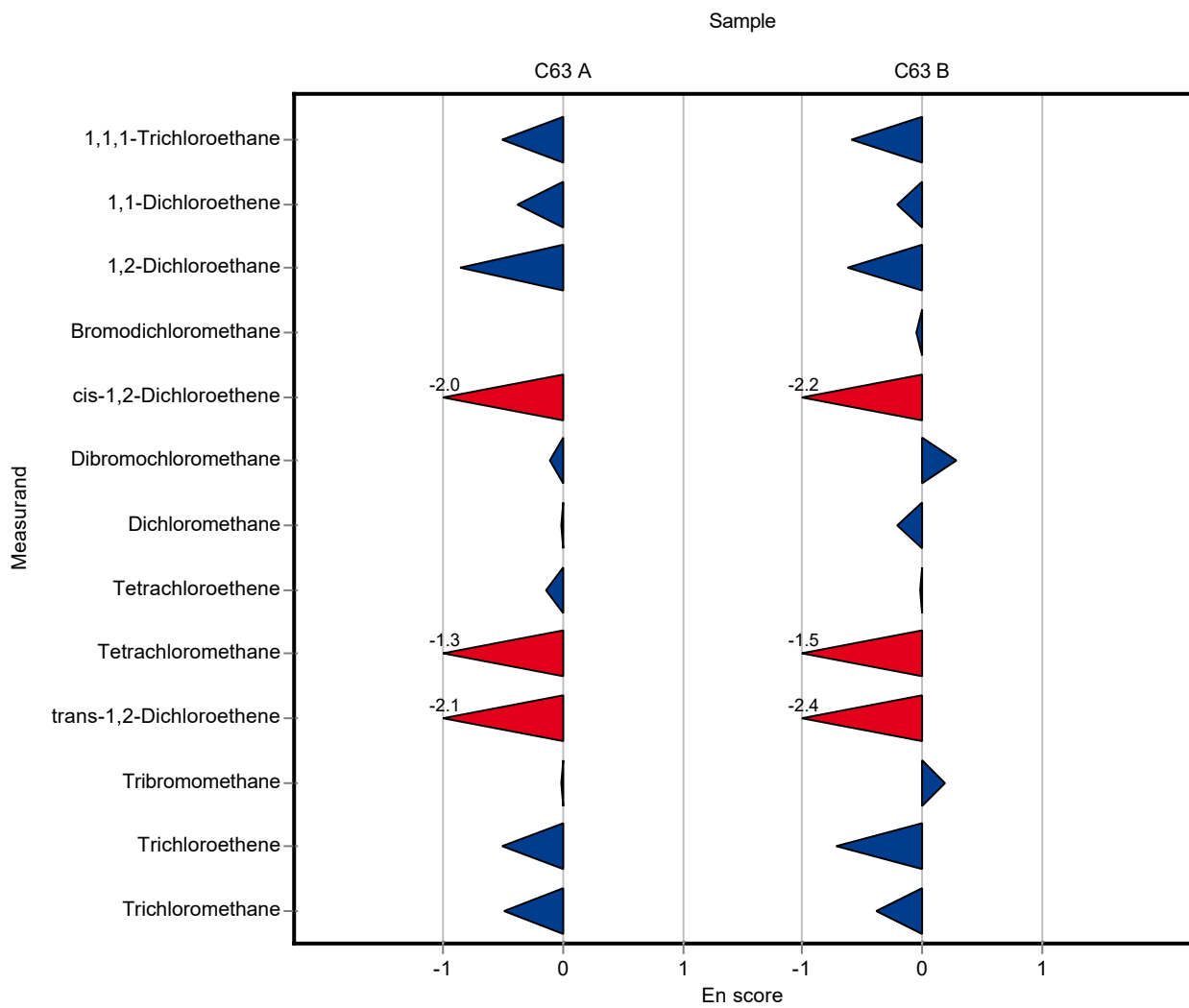


Sample: C63A

Parameter	Unit	Assigned value ± U (k=2)	Result ± U	Criterion	Recovery [%]	En-Score
1,1,1-Trichloroethane	µg/l	1.23 ± 0.0974	0.84 ± 0.38	0.185	68.3	-0.51
1,1-Dichloroethene	µg/l	1.05 ± 0.0675	0.84 ± 0.27	0.178	80.1	-0.38
1,2-Dichloroethane	µg/l	1.31 ± 0.0746	0.92 ± 0.22	0.17	70.4	-0.86
Bromodichloromethane	µg/l	- ± -	<0.1 (LOQ) ± -	-	-	-
cis-1,2-Dichloroethene	µg/l	1.35 ± 0.144	0.62 ± 0.17	0.135	46	-1.97
Dibromochloromethane	µg/l	1.91 ± 0.108	1.7 ± 0.96	0.23	88.8	-0.11
Dichloromethane	µg/l	3.06 ± 0.166	3.03 ± 1.01	0.398	99	-0.02
Tetrachloroethene	µg/l	0.981 ± 0.0443	0.86 ± 0.41	0.167	87.6	-0.15
Tetrachloromethane	µg/l	1.19 ± 0.126	0.67 ± 0.19	0.191	56.1	-1.31
trans-1,2-Dichloroethene	µg/l	1.37 ± 0.165	0.56 ± 0.17	0.274	40.9	-2.14
Tribromomethane	µg/l	2.23 ± 0.146	2.17 ± 1.37	0.268	97.2	-0.02
Trichloroethene	µg/l	1.06 ± 0.0804	0.77 ± 0.28	0.159	72.6	-0.51
Trichloromethane	µg/l	1.15 ± 0.07	0.85 ± 0.3	0.15	73.9	-0.50

Sample: C63B

Parameter	Unit	Assigned value ± U (k=2)	Result ± U	Criterion	Recovery [%]	En-Score
1,1,1-Trichloroethane	µg/l	5.94 ± 0.472	3.84 ± 1.75	0.891	64.6	-0.59
1,1-Dichloroethene	µg/l	5.49 ± 0.44	4.82 ± 1.55	0.934	87.8	-0.21
1,2-Dichloroethane	µg/l	4.92 ± 0.257	3.77 ± 0.92	0.639	76.7	-0.62
Bromodichloromethane	µg/l	7.87 ± 0.561	7.5 ± 3.78	0.661	95.2	-0.05
cis-1,2-Dichloroethene	µg/l	6.22 ± 0.463	2.77 ± 0.76	0.622	44.5	-2.17
Dibromochloromethane	µg/l	6.4 ± 0.387	9.52 ± 5.35	0.768	149	0.29
Dichloromethane	µg/l	8.95 ± 0.576	7.86 ± 2.63	1.16	87.8	-0.21
Tetrachloroethene	µg/l	6.75 ± 0.208	6.63 ± 3.18	1.15	98.2	-0.02
Tetrachloromethane	µg/l	5.31 ± 0.583	2.84 ± 0.8	0.85	53.5	-1.45
trans-1,2-Dichloroethene	µg/l	4.56 ± 0.384	1.81 ± 0.54	0.913	39.7	-2.40
Tribromomethane	µg/l	4.8 ± 0.385	6.4 ± 4.03	0.576	133	0.20
Trichloroethene	µg/l	6.48 ± 0.474	4.24 ± 1.56	0.972	65.4	-0.71
Trichloromethane	µg/l	8.99 ± 0.823	7.07 ± 2.5	1.17	78.6	-0.38



## E9. Methodenübersicht / Overview of methods

LabCode	Sample	Dibromochloromethane	Bromodichloromethane	1,2-Dichloroethane
LC0001	C63A	EN ISO 10301 (GC);	EN ISO 10301 (GC);	EN ISO 10301 (GC);
LC0002	C63A	GC-ECD;	GC-ECD;	GC-ECD;
LC0003	C63A	DIN 38407-43 (HS-GC-MS);Headspace-GC-MS	DIN 38407-43 (HS-GC-MS);Headspace-GC-MS	DIN 38407-43 (HS-GC-MS);Headspace-GC-MS
LC0004	C63A	EN ISO 10301 (GC);	EN ISO 10301 (GC);	EN ISO 10301 (GC);
LC0005	C63A	DIN 38407-43 (HS-GC-MS);	DIN 38407-43 (HS-GC-MS);	DIN 38407-43 (HS-GC-MS);
LC0006	C63A	GC-MS/ECD;	GC-MS/ECD;	GC-MS/ECD;
LC0007	C63A	P&T-GC-MS;Purge&Trap-GCMS	P&T-GC-MS;Purge&Trap-GCMS	P&T-GC-MS;Purge&Trap-GCMS
LC0008	C63A			
LC0009	C63A	DIN 38407-43 (HS-GC-MS);	DIN 38407-43 (HS-GC-MS);	DIN 38407-43 (HS-GC-MS);
LC0010	C63A	EN ISO 10301 (HS-GC);Headspace-GC	EN ISO 10301 (HS-GC);Headspace-GC	EN ISO 10301 (HS-GC);Headspace-GC
LC0011	C63A			
LC0012	C63A			
LC0013	C63A	P&T-GC-MS;Purge&Trap-GCMS	P&T-GC-MS;Purge&Trap-GCMS	P&T-GC-MS;Purge&Trap-GCMS
LC0014	C63A	EN ISO 10301 (GC);	EN ISO 10301 (GC);	EN ISO 10301 (GC);
LC0015	C63A	P&T-GC-MS;Purge&Trap-GCMS	P&T-GC-MS;Purge&Trap-GCMS	P&T-GC-MS;Purge&Trap-GCMS
LC0016	C63A	P&T-GC-MS;EN ISO 15680	P&T-GC-MS;EN ISO 15680	P&T-GC-MS;EN ISO 15680
LC0017	C63A	DIN 38407-43 (HS-GC-MS);	DIN 38407-43 (HS-GC-MS);	DIN 38407-43 (HS-GC-MS);
LC0018	C63A	GC-ECD (HS);Headspace-GC	GC-ECD (HS);Headspace-GC	GC-ECD (HS);Headspace-GC
LC0019	C63A	DIN 38407-43 (HS-GC-MS);	DIN 38407-43 (HS-GC-MS);	DIN 38407-43 (HS-GC-MS);
LC0020	C63A	EN 17943 (HS-SPME GC-MS);	EN 17943 (HS-SPME GC-MS);	EN 17943 (HS-SPME GC-MS);
LC0001	C63B	EN ISO 10301 (GC);	EN ISO 10301 (GC);	EN ISO 10301 (GC);
LC0002	C63B	GC-ECD;	GC-ECD;	GC-ECD;
LC0003	C63B	DIN 38407-43 (HS-GC-MS);Headspace-GC-MS	DIN 38407-43 (HS-GC-MS);Headspace-GC-MS	DIN 38407-43 (HS-GC-MS);Headspace-GC-MS
LC0004	C63B	EN ISO 10301 (GC);	EN ISO 10301 (GC);	EN ISO 10301 (GC);
LC0005	C63B	DIN 38407-43 (HS-GC-MS);	DIN 38407-43 (HS-GC-MS);	DIN 38407-43 (HS-GC-MS);
LC0006	C63B	GC-MS/ECD;	GC-MS/ECD;	GC-MS/ECD;
LC0007	C63B	P&T-GC-MS;Purge&Trap-GCMS	P&T-GC-MS;Purge&Trap-GCMS	P&T-GC-MS;Purge&Trap-GCMS
LC0008	C63B			
LC0009	C63B	DIN 38407-43 (HS-GC-MS);	DIN 38407-43 (HS-GC-MS);	DIN 38407-43 (HS-GC-MS);
LC0010	C63B	EN ISO 10301 (HS-GC);Headspace-GC	EN ISO 10301 (HS-GC);Headspace-GC	EN ISO 10301 (HS-GC);Headspace-GC
LC0011	C63B			
LC0012	C63B			
LC0013	C63B	P&T-GC-MS;Purge&Trap-GCMS	P&T-GC-MS;Purge&Trap-GCMS	P&T-GC-MS;Purge&Trap-GCMS
LC0014	C63B	EN ISO 10301 (GC);	EN ISO 10301 (GC);	EN ISO 10301 (GC);
LC0015	C63B	P&T-GC-MS;Purge&Trap-GCMS	P&T-GC-MS;Purge&Trap-GCMS	P&T-GC-MS;Purge&Trap-GCMS
LC0016	C63B	P&T-GC-MS;EN ISO 15680	P&T-GC-MS;EN ISO 15680	P&T-GC-MS;EN ISO 15680
LC0017	C63B	DIN 38407-43 (HS-GC-MS);	DIN 38407-43 (HS-GC-MS);	DIN 38407-43 (HS-GC-MS);
LC0018	C63B	GC-ECD (HS);Headspace-GC	GC-ECD (HS);Headspace-GC	GC-ECD (HS);Headspace-GC

LC0019	C63B	DIN 38407-43 (HS-GC-MS);	DIN 38407-43 (HS-GC-MS);	DIN 38407-43 (HS-GC-MS);
LC0020	C63B	EN 17943 (HS-SPME GC-MS);	EN 17943 (HS-SPME GC-MS);	EN 17943 (HS-SPME GC-MS);

LabCode	Sample	cis-1,2-Dichloroethene	1,1-Dichloroethene	trans-1,2-Dichloroethene
LC0001	C63A	EN ISO 10301 (GC);	EN ISO 10301 (GC);	EN ISO 10301 (GC);
LC0002	C63A	GC-ECD;	GC-ECD;	GC-ECD;
LC0003	C63A	DIN 38407-43 (HS-GC-MS);Headspace-GC-MS	DIN 38407-43 (HS-GC-MS);Headspace-GC-MS	DIN 38407-43 (HS-GC-MS);Headspace-GC-MS
LC0004	C63A	EN ISO 10301 (GC);	EN ISO 10301 (GC);	EN ISO 10301 (GC);
LC0005	C63A	DIN 38407-43 (HS-GC-MS);	DIN 38407-43 (HS-GC-MS);	DIN 38407-43 (HS-GC-MS);
LC0006	C63A	GC-MS/ECD;	GC-MS/ECD;	GC-MS/ECD;
LC0007	C63A	P&T-GC-MS;Purge&Trap-GCMS	P&T-GC-MS;Purge&Trap-GCMS	P&T-GC-MS;Purge&Trap-GCMS
LC0008	C63A			
LC0009	C63A	DIN 38407-43 (HS-GC-MS);	DIN 38407-43 (HS-GC-MS);	DIN 38407-43 (HS-GC-MS);
LC0010	C63A	EN ISO 10301 (HS-GC);Headspace-GC	EN ISO 10301 (HS-GC);Headspace-GC	EN ISO 10301 (HS-GC);Headspace-GC
LC0011	C63A			
LC0012	C63A			
LC0013	C63A	P&T-GC-MS;Purge&Trap-GCMS	P&T-GC-MS;Purge&Trap-GCMS	P&T-GC-MS;Purge&Trap-GCMS
LC0014	C63A	EN ISO 10301 (GC);	EN ISO 10301 (GC);	EN ISO 10301 (GC);
LC0015	C63A	P&T-GC-MS;Purge&Trap-GCMS	P&T-GC-MS;Purge&Trap-GCMS	P&T-GC-MS;Purge&Trap-GCMS
LC0016	C63A	P&T-GC-MS;EN ISO 15680	P&T-GC-MS;EN ISO 15680	P&T-GC-MS;EN ISO 15680
LC0017	C63A	DIN 38407-43 (HS-GC-MS);	DIN 38407-43 (HS-GC-MS);	DIN 38407-43 (HS-GC-MS);
LC0018	C63A	GC-ECD (HS);Headspace-GC	GC-ECD (HS);Headspace-GC	GC-ECD (HS);Headspace-GC
LC0019	C63A	DIN 38407-43 (HS-GC-MS);	DIN 38407-43 (HS-GC-MS);	DIN 38407-43 (HS-GC-MS);
LC0020	C63A	EN 17943 (HS-SPME GC-MS);	EN 17943 (HS-SPME GC-MS);	EN 17943 (HS-SPME GC-MS);
LC0001	C63B	EN ISO 10301 (GC);	EN ISO 10301 (GC);	EN ISO 10301 (GC);
LC0002	C63B	GC-ECD;	GC-ECD;	GC-ECD;
LC0003	C63B	DIN 38407-43 (HS-GC-MS);Headspace-GC-MS	DIN 38407-43 (HS-GC-MS);Headspace-GC-MS	DIN 38407-43 (HS-GC-MS);Headspace-GC-MS
LC0004	C63B	EN ISO 10301 (GC);	EN ISO 10301 (GC);	EN ISO 10301 (GC);
LC0005	C63B	DIN 38407-43 (HS-GC-MS);	DIN 38407-43 (HS-GC-MS);	DIN 38407-43 (HS-GC-MS);
LC0006	C63B	GC-MS/ECD;	GC-MS/ECD;	GC-MS/ECD;
LC0007	C63B	P&T-GC-MS;Purge&Trap-GCMS	P&T-GC-MS;Purge&Trap-GCMS	P&T-GC-MS;Purge&Trap-GCMS
LC0008	C63B			
LC0009	C63B	DIN 38407-43 (HS-GC-MS);	DIN 38407-43 (HS-GC-MS);	DIN 38407-43 (HS-GC-MS);
LC0010	C63B	EN ISO 10301 (HS-GC);Headspace-GC	EN ISO 10301 (HS-GC);Headspace-GC	EN ISO 10301 (HS-GC);Headspace-GC
LC0011	C63B			
LC0012	C63B			
LC0013	C63B	P&T-GC-MS;Purge&Trap-GCMS	P&T-GC-MS;Purge&Trap-GCMS	P&T-GC-MS;Purge&Trap-GCMS
LC0014	C63B	EN ISO 10301 (GC);	EN ISO 10301 (GC);	EN ISO 10301 (GC);
LC0015	C63B	P&T-GC-MS;Purge&Trap-GCMS	P&T-GC-MS;Purge&Trap-GCMS	P&T-GC-MS;Purge&Trap-GCMS
LC0016	C63B	P&T-GC-MS;EN ISO 15680	P&T-GC-MS;EN ISO 15680	P&T-GC-MS;EN ISO 15680
LC0017	C63B	DIN 38407-43 (HS-GC-MS);	DIN 38407-43 (HS-GC-MS);	DIN 38407-43 (HS-GC-MS);
LC0018	C63B	GC-ECD (HS);Headspace-GC	GC-ECD (HS);Headspace-GC	GC-ECD (HS);Headspace-GC
LC0019	C63B	DIN 38407-43 (HS-GC-MS);	DIN 38407-43 (HS-GC-MS);	DIN 38407-43 (HS-GC-MS);
LC0020	C63B	EN 17943 (HS-SPME GC-MS);	EN 17943 (HS-SPME GC-MS);	EN 17943 (HS-SPME GC-MS);

LabCode	Sample	Dichloromethane	Tetrachloroethene	Tetrachloromethane
LC0001	C63A	EN ISO 10301 (GC);	EN ISO 10301 (GC);	EN ISO 10301 (GC);
LC0002	C63A	GC-ECD;	GC-ECD;	GC-ECD;
LC0003	C63A	DIN 38407-43 (HS-GC-MS);Headspace-GC-MS	DIN 38407-43 (HS-GC-MS);Headspace-GC-MS	DIN 38407-43 (HS-GC-MS);Headspace-GC-MS
LC0004	C63A	EN ISO 10301 (GC);	EN ISO 10301 (GC);	EN ISO 10301 (GC);
LC0005	C63A	DIN 38407-43 (HS-GC-MS);	DIN 38407-43 (HS-GC-MS);	DIN 38407-43 (HS-GC-MS);
LC0006	C63A	GC-MS/ECD;	GC-MS/ECD;	GC-MS/ECD;
LC0007	C63A	P&T-GC-MS;Purge&Trap-GCMS	P&T-GC-MS;Purge&Trap-GCMS	P&T-GC-MS;Purge&Trap-GCMS
LC0008	C63A			
LC0009	C63A	DIN 38407-43 (HS-GC-MS);	DIN 38407-43 (HS-GC-MS);	DIN 38407-43 (HS-GC-MS);
LC0010	C63A	EN ISO 10301 (HS-GC);Headspace-GC	EN ISO 10301 (HS-GC);Headspace-GC	EN ISO 10301 (HS-GC);Headspace-GC
LC0011	C63A			
LC0012	C63A			
LC0013	C63A	P&T-GC-MS;Purge&Trap-GCMS	P&T-GC-MS;Purge&Trap-GCMS	P&T-GC-MS;Purge&Trap-GCMS
LC0014	C63A	EN ISO 10301 (GC);	EN ISO 10301 (GC);	EN ISO 10301 (GC);
LC0015	C63A	P&T-GC-MS;Purge&Trap-GCMS	P&T-GC-MS;Purge&Trap-GCMS	P&T-GC-MS;Purge&Trap-GCMS
LC0016	C63A	P&T-GC-MS;EN ISO 15680	P&T-GC-MS;EN ISO 15680	P&T-GC-MS;EN ISO 15680
LC0017	C63A	DIN 38407-43 (HS-GC-MS);	DIN 38407-43 (HS-GC-MS);	DIN 38407-43 (HS-GC-MS);
LC0018	C63A	GC-ECD (HS);Headspace-GC	GC-ECD (HS);Headspace-GC	GC-ECD (HS);Headspace-GC
LC0019	C63A	DIN 38407-43 (HS-GC-MS);	DIN 38407-43 (HS-GC-MS);	DIN 38407-43 (HS-GC-MS);
LC0020	C63A	EN 17943 (HS-SPME GC-MS);	EN 17943 (HS-SPME GC-MS);	EN 17943 (HS-SPME GC-MS);
LC0001	C63B	EN ISO 10301 (GC);	EN ISO 10301 (GC);	EN ISO 10301 (GC);
LC0002	C63B	GC-ECD;	GC-ECD;	GC-ECD;
LC0003	C63B	DIN 38407-43 (HS-GC-MS);Headspace-GC-MS	DIN 38407-43 (HS-GC-MS);Headspace-GC-MS	DIN 38407-43 (HS-GC-MS);Headspace-GC-MS
LC0004	C63B	EN ISO 10301 (GC);	EN ISO 10301 (GC);	EN ISO 10301 (GC);
LC0005	C63B	DIN 38407-43 (HS-GC-MS);	DIN 38407-43 (HS-GC-MS);	DIN 38407-43 (HS-GC-MS);
LC0006	C63B	GC-MS/ECD;	GC-MS/ECD;	GC-MS/ECD;
LC0007	C63B	P&T-GC-MS;Purge&Trap-GCMS	P&T-GC-MS;Purge&Trap-GCMS	P&T-GC-MS;Purge&Trap-GCMS
LC0008	C63B			
LC0009	C63B	DIN 38407-43 (HS-GC-MS);	DIN 38407-43 (HS-GC-MS);	DIN 38407-43 (HS-GC-MS);
LC0010	C63B	EN ISO 10301 (HS-GC);Headspace-GC	EN ISO 10301 (HS-GC);Headspace-GC	EN ISO 10301 (HS-GC);Headspace-GC
LC0011	C63B			
LC0012	C63B			
LC0013	C63B	P&T-GC-MS;Purge&Trap-GCMS	P&T-GC-MS;Purge&Trap-GCMS	P&T-GC-MS;Purge&Trap-GCMS
LC0014	C63B	EN ISO 10301 (GC);	EN ISO 10301 (GC);	EN ISO 10301 (GC);
LC0015	C63B	P&T-GC-MS;Purge&Trap-GCMS	P&T-GC-MS;Purge&Trap-GCMS	P&T-GC-MS;Purge&Trap-GCMS
LC0016	C63B	P&T-GC-MS;EN ISO 15680	P&T-GC-MS;EN ISO 15680	P&T-GC-MS;EN ISO 15680
LC0017	C63B	DIN 38407-43 (HS-GC-MS);	DIN 38407-43 (HS-GC-MS);	DIN 38407-43 (HS-GC-MS);
LC0018	C63B	GC-ECD (HS);Headspace-GC	GC-ECD (HS);Headspace-GC	GC-ECD (HS);Headspace-GC
LC0019	C63B	DIN 38407-43 (HS-GC-MS);	DIN 38407-43 (HS-GC-MS);	DIN 38407-43 (HS-GC-MS);
LC0020	C63B	EN 17943 (HS-SPME GC-MS);	EN 17943 (HS-SPME GC-MS);	EN 17943 (HS-SPME GC-MS);

LabCode	Sample	Tribromomethane	1,1,1-Trichloroethane	Trichloroethene
LC0001	C63A	EN ISO 10301 (GC);	EN ISO 10301 (GC);	EN ISO 10301 (GC);



LC0002	C63A	GC-ECD;	GC-ECD;	GC-ECD;
LC0003	C63A	DIN 38407-43 (HS-GC-MS);Headspace-GC-MS	DIN 38407-43 (HS-GC-MS);Headspace-GC-MS	DIN 38407-43 (HS-GC-MS);Headspace-GC-MS
LC0004	C63A	EN ISO 10301 (GC);	EN ISO 10301 (GC);	EN ISO 10301 (GC);
LC0005	C63A	DIN 38407-43 (HS-GC-MS);	DIN 38407-43 (HS-GC-MS);	DIN 38407-43 (HS-GC-MS);
LC0006	C63A	GC-MS/ECD;	GC-MS/ECD;	GC-MS/ECD;
LC0007	C63A	P&T-GC-MS;Purge&Trap-GCMS	P&T-GC-MS;Purge&Trap-GCMS	P&T-GC-MS;Purge&Trap-GCMS
LC0008	C63A			
LC0009	C63A	DIN 38407-43 (HS-GC-MS);	DIN 38407-43 (HS-GC-MS);	DIN 38407-43 (HS-GC-MS);
LC0010	C63A	EN ISO 10301 (HS-GC);Headspace-GC	EN ISO 10301 (HS-GC);Headspace-GC	EN ISO 10301 (HS-GC);Headspace-GC
LC0011	C63A			
LC0012	C63A			
LC0013	C63A	P&T-GC-MS;Purge&Trap-GCMS	P&T-GC-MS;Purge&Trap-GCMS	P&T-GC-MS;Purge&Trap-GCMS
LC0014	C63A	EN ISO 10301 (GC);	EN ISO 10301 (GC);	EN ISO 10301 (GC);
LC0015	C63A	P&T-GC-MS;Purge&Trap-GCMS	P&T-GC-MS;Purge&Trap-GCMS	P&T-GC-MS;Purge&Trap-GCMS
LC0016	C63A	P&T-GC-MS;EN ISO 15680	P&T-GC-MS;EN ISO 15680	P&T-GC-MS;EN ISO 15680
LC0017	C63A	DIN 38407-43 (HS-GC-MS);	DIN 38407-43 (HS-GC-MS);	DIN 38407-43 (HS-GC-MS);
LC0018	C63A	GC-ECD (HS);Headspace-GC	GC-ECD (HS);Headspace-GC	GC-ECD (HS);Headspace-GC
LC0019	C63A	DIN 38407-43 (HS-GC-MS);	DIN 38407-43 (HS-GC-MS);	DIN 38407-43 (HS-GC-MS);
LC0020	C63A	EN 17943 (HS-SPME GC-MS);	EN 17943 (HS-SPME GC-MS);	EN 17943 (HS-SPME GC-MS);
LC0001	C63B	EN ISO 10301 (GC);	EN ISO 10301 (GC);	EN ISO 10301 (GC);
LC0002	C63B	GC-ECD;	GC-ECD;	GC-ECD;
LC0003	C63B	DIN 38407-43 (HS-GC-MS);Headspace-GC-MS	DIN 38407-43 (HS-GC-MS);Headspace-GC-MS	DIN 38407-43 (HS-GC-MS);Headspace-GC-MS
LC0004	C63B	EN ISO 10301 (GC);	EN ISO 10301 (GC);	EN ISO 10301 (GC);
LC0005	C63B	DIN 38407-43 (HS-GC-MS);	DIN 38407-43 (HS-GC-MS);	DIN 38407-43 (HS-GC-MS);
LC0006	C63B	GC-MS/ECD;	GC-MS/ECD;	GC-MS/ECD;
LC0007	C63B	P&T-GC-MS;Purge&Trap-GCMS	P&T-GC-MS;Purge&Trap-GCMS	P&T-GC-MS;Purge&Trap-GCMS
LC0008	C63B			
LC0009	C63B	DIN 38407-43 (HS-GC-MS);	DIN 38407-43 (HS-GC-MS);	DIN 38407-43 (HS-GC-MS);
LC0010	C63B	EN ISO 10301 (HS-GC);Headspace-GC	EN ISO 10301 (HS-GC);Headspace-GC	EN ISO 10301 (HS-GC);Headspace-GC
LC0011	C63B			
LC0012	C63B			
LC0013	C63B	P&T-GC-MS;Purge&Trap-GCMS	P&T-GC-MS;Purge&Trap-GCMS	P&T-GC-MS;Purge&Trap-GCMS
LC0014	C63B	EN ISO 10301 (GC);	EN ISO 10301 (GC);	EN ISO 10301 (GC);
LC0015	C63B	P&T-GC-MS;Purge&Trap-GCMS	P&T-GC-MS;Purge&Trap-GCMS	P&T-GC-MS;Purge&Trap-GCMS
LC0016	C63B	P&T-GC-MS;EN ISO 15680	P&T-GC-MS;EN ISO 15680	P&T-GC-MS;EN ISO 15680
LC0017	C63B	DIN 38407-43 (HS-GC-MS);	DIN 38407-43 (HS-GC-MS);	DIN 38407-43 (HS-GC-MS);
LC0018	C63B	GC-ECD (HS);Headspace-GC	GC-ECD (HS);Headspace-GC	GC-ECD (HS);Headspace-GC
LC0019	C63B	DIN 38407-43 (HS-GC-MS);	DIN 38407-43 (HS-GC-MS);	DIN 38407-43 (HS-GC-MS);
LC0020	C63B	EN 17943 (HS-SPME GC-MS);	EN 17943 (HS-SPME GC-MS);	EN 17943 (HS-SPME GC-MS);

LabCode	Sample	Trichloromethane
LC0001	C63A	EN ISO 10301 (GC);
LC0002	C63A	GC-ECD;
LC0003	C63A	DIN 38407-43 (HS-GC-MS);Headspace-GC-MS
LC0004	C63A	EN ISO 10301 (GC);
LC0005	C63A	DIN 38407-43 (HS-GC-MS);
LC0006	C63A	GC-MS/ECD;
LC0007	C63A	P&T-GC-MS;Purge&Trap-GCMS
LC0008	C63A	
LC0009	C63A	DIN 38407-43 (HS-GC-MS);
LC0010	C63A	EN ISO 10301 (HS-GC);Headspace-GC
LC0011	C63A	
LC0012	C63A	
LC0013	C63A	P&T-GC-MS;Purge&Trap-GCMS
LC0014	C63A	EN ISO 10301 (GC);
LC0015	C63A	P&T-GC-MS;Purge&Trap-GCMS
LC0016	C63A	P&T-GC-MS;EN ISO 15680
LC0017	C63A	DIN 38407-43 (HS-GC-MS);
LC0018	C63A	GC-ECD (HS);Headspace-GC
LC0019	C63A	DIN 38407-43 (HS-GC-MS);
LC0020	C63A	EN 17943 (HS-SPME GC-MS);
LC0001	C63B	EN ISO 10301 (GC);
LC0002	C63B	GC-ECD;
LC0003	C63B	DIN 38407-43 (HS-GC-MS);Headspace-GC-MS
LC0004	C63B	EN ISO 10301 (GC);
LC0005	C63B	DIN 38407-43 (HS-GC-MS);
LC0006	C63B	GC-MS/ECD;
LC0007	C63B	P&T-GC-MS;Purge&Trap-GCMS
LC0008	C63B	
LC0009	C63B	DIN 38407-43 (HS-GC-MS);
LC0010	C63B	EN ISO 10301 (HS-GC);Headspace-GC
LC0011	C63B	
LC0012	C63B	
LC0013	C63B	P&T-GC-MS;Purge&Trap-GCMS
LC0014	C63B	EN ISO 10301 (GC);
LC0015	C63B	P&T-GC-MS;Purge&Trap-GCMS
LC0016	C63B	P&T-GC-MS;EN ISO 15680
LC0017	C63B	DIN 38407-43 (HS-GC-MS);
LC0018	C63B	GC-ECD (HS);Headspace-GC
LC0019	C63B	DIN 38407-43 (HS-GC-MS);
LC0020	C63B	EN 17943 (HS-SPME GC-MS);